

wireless world

Australia \$A1.25
Canada \$2.25
Denmark Kr. 11.00
Germany Dm. 4.00
Greece Dr. 47.00
Holland Dfl. 4.50
Italy L. 1100
New Zealand SNZ 1.50
Norway Kr. 11.00 incl. moms
Singapore M \$3.25
Spain Ptas. 80.00
U.S.A. \$1.65

MAY 1979 40p

Optical 3-D reconstruction

**Acoustic breakthrough
A-d and d-a converters**




Our catalogue even includes some popular car accessories at marvellous prices.



A genuine 150W per channel stereo disco to build yourself. Full specification in our catalogue.




Speakers from 1 1/2 inch to 15 inch; megaphone, PA horns, crossovers etc. They're all in our catalogue. Send the coupon now!



Our catalogue describes a wide range of plugs and sockets, all at marvellous prices. See cat. pages 114 to 129 for details.



61-note touch-sensitive piano to build yourself. Full specification in our catalogue.



These are just some of the metal cases we stock. There are dozens of plastic ones to choose from as well. See pages 52 to 57 of our catalogue.



A digitally controlled stereo synthesiser the 5600S with more facilities than almost anything up to £3,000. Build it yourself for less than £700. Full specification in our catalogue.



A very high quality 40W per channel stereo amplifier with a superb specification and lots of extras. Full construction details in our catalogue.



Multimeters, analogue and digital, frequency counter, oscilloscopes, and lots, lots more at excellent prices. See cat. pages 106 and 183 to 188 for details.

MAPLIN

ELECTRONIC SUPPLIES LTD

All mail to:-
P.O. Box 3, Rayleigh, Essex SS6 8LR.
Telephone: Southend (0702) 554155.

Shop: 284 London Road,
Westcliff-on-Sea, Essex.
(Closed on Monday).
Telephone: Southend (0702) 554155.



A hi-fi stereo tuner with medium and long wave, FM stereo and UHF TV sound! Full construction details in our catalogue.



A 10-channel stereo graphic equaliser with a quality specification at an unbeatable price when you build it yourself. Full specification in our catalogue.



A massive new catalogue from Maplin that's even bigger and better than before. If you ever buy electronic components, this is the one catalogue you must not be without. Over 280 pages - some in full colour - it's a comprehensive guide to electronic components with hundreds of photographs and illustrations and page after page of invaluable data.

Our bi-monthly newsletter contains guaranteed prices, special offers and all the latest news from Maplin.



A superb range of microphones and accessories at really low prices. Take a look in our catalogue - send the coupon now!

Post this coupon now for your copy of our 1979-80 catalogue price 75p.

Please send me a copy of your 280 page catalogue as soon as it is published (8th Jan. 1979). I enclose 75p but understand that if I am not completely satisfied I may return the catalogue to you within 14 days and have my 75p refunded immediately. If you live outside U.K. send £1 or ten International Reply Coupons.

NAME _____

ADDRESS _____



Acoustic breakthrough
A-d and d-a converters

Front cover, a 3D image produced by white light holography (including optical magnification), introduces the article by Nick Phillips in this issue. Photo by Theo Bergstrom.

IN OUR NEXT ISSUE

Bookshelf Loudspeaker Mk II. Update of 1977 design — lower cabinet resonance, improvements in cross-over circuit and changes for an alternative tweeter.

What is an electron? Examination of its properties and discussion of its connection with radiation precede a proposal for a new model.

Weather satellite reception. Constructing a receiving station for displaying pictures from Meteosat.

Current issue price 40p, back issue (if available) 50p. at Retail and Trade Counter, Paris Garden, London SE1. Available on microfilm: please contact editor.

By post, current issue 55p, back issues (if available) 50p, order payments to Room CP34, Dorset House, London SE1 9LU.

Editorial & Advertising offices: Dorset House, Stamford Street, London SE1 9LU.

Telephones: Editorial 01-261 8620. Advertising 01-261 8339.

Telegrams/Telex: Wiworld Bispres 25137 BISPRS G. Cables: Ethaworld, London SE1.

Subscription rates: 1 year: £7.00 UK and \$23.40 overseas (\$24 USA and Canada).

Student rate: 1 year, £3.50 UK and £4.50 overseas (\$11.70 USA and Canada).

Distribution: 40 Bowling Green Lane, London EC1R ONE. Telephone 01-837 3636.

Subscriptions: Oakfield House, Perrymount Road, Haywards Heath, Sussex. RH16 3DH. Telephone 0444 59188. Please notify a change of address.

USA mailing agents: Expeditors of the Printed Word Ltd, 527 Madison Avenue, Suite 1217, New York, NY 10022, 2nd-class postage paid at New York.

© IPC Business Press Ltd, 1979
ISSN 0043 6062

wireless world

ELECTRONICS/TELEVISION/RADIO/AUDIO

MAY 1979 Vol 85 No 1521

43 Education as a meal-ticket

44 Converting between analogue and digital quantities — 1
by G. B. Clayton

47 Acoustic breakthrough in record players
by James Moir and William R. Stevens

52 News of the month
Carfax goes on trial CB for the Netherlands
Detecting deafness in unborn babies

56 World of amateur radio

57 Custom designed I.s.i. — man or computer?
by D. L. Broster

63 White light holography
by N. J. Phillips

68 Novatexts — Triangular-wave generators
by P. Williams

71 Letters to the editor
Distortionless current dumping Displacement current
Lord Kelvin and Philips

77 The role of the specialist in microelectronics
by Ken Gill

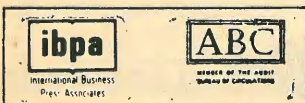
79 Sync pulses from the TIROS N satellite
by A. G. Trusler

83 Teletext remote control — 2
by R. T. Russell

89 A scientific computer — 2
by J. H. Adams

94 New products

96 Sidebands
by Mixer



THINK OF A SHAPE



S 500D — dual channel
up to 500W/RMS per
channel DC-20 KHZ

Whatever it is, the **HH** 'S' range of power amplifiers will handle it

The **HH** 'S' range is designed to handle heavy industrial usage in the fields of vibrator driving, variable frequency power supplies and servo motor systems.

S 500D

Dual Channel
19" rack mount 3½" high
500w r.m.s. into 2.5 ohms per channel
900w r.m.s. in bridge mode
DC-20 KHZ at full power
0.005% harmonic distortion (typical) at
300w r.m.s. into 4 ohms at 1 KHZ
3KW dissipation from in-built force cooled
dissipators

S 250D

Single Channel
19" rack mount 3½" high
500w r.m.s. into 2.5 ohms
Retro-convertible to dual channel
DC-20 KHZ at full power
Full short and open circuit protection
Drives totally reactive loads with no
adverse effects.

A complete range of matching transformers and peripheral equipment for closed loop, constant current and voltage use are available.

Alternative input and output termination to order. Rack case for bench use built to specifications. For complete data write or call.



Kirkham Electronics


MILL HALL, MILL LANE, PULHAM MARKET, DISS, NORFOLK IP21 4XL
DIVISION OF K.R.S. LIMITED
TELEPHONE (037 976) 639/594

FRANCHISED COMMERCIAL AND INDUSTRIAL AGENTS FOR **HH** ELECTRONIC

WW-040 FOR FURTHER DETAILS



DON'T GAMBLE WITH PERFORMANCE BUY LEVELL TESTERS



Tests bipolar transistors, diodes and zener diodes. Measures leakage down to 0.5 nA at 2V to 150V. Current gains are checked from 1 μ A to 100mA. Breakdown voltages up to 100V are measured at 10 μ A, 100 μ A and 1mA. Collector to emitter saturation voltage is measured at 1mA, 10mA, 30mA and 100mA for I_C/I_B ratios of 10, 20, 30. The instrument is powered by a 9V battery.


TRANSISTOR RANGES (PNP OR NPN)

- I_{CBO} & I_{EBO} : 10nA, 100nA, 1 μ A, 10 μ A and 100 μ A f.s.d. acc. $\pm 2\%$ f.s.d. $\pm 1\%$ at voltages of 2V, 5V, 10V, 20V, 30V, 40V, 50V, 60V, 80V, 100V, 120V, and 150V acc. $\pm 3\%$ ± 100 mV up to 10 μ A with fall at 100 μ A $< 5\% + 250$ mV.
- BV_{CBO} : 10V or 100V f.s.d. acc. $\pm 2\%$ f.s.d. $\pm 1\%$ at currents of 10 μ A, 100 μ A and 1mA $\pm 20\%$.
- I_B : 10nA, 100nA, 1 μ A... 10mA f.s.d. acc. $\pm 2\%$ f.s.d. $\pm 1\%$ at fixed I_E of 1 μ A, 10 μ A, 100 μ A, 1mA, 10mA, 30mA, and 100mA acc. $\pm 1\%$.
- h_{FE} : 3 inverse scales of 2000 to 100, 400 to 30 and 100 to 10 convert I_B into h_{FE} readings.
- V_{BE} : 1V f.s.d. acc. ± 20 mV measured at conditions on h_{FE} test.
- $V_{CE(sat)}$: 1V f.s.d. acc. ± 20 mV at collector currents of 1mA, 10mA, 30mA and 100mA with I_C/I_B selected at 10, 20 or 30 acc. $\pm 20\%$.

DIODE & ZENER DIODE RANGES

- I_{DR} : As I_{EBO} transistor ranges.
- V_Z : Breakdown ranges as BV_{CBO} for transistors.
- V_{DF} : 1V f.s.d. acc. ± 20 mV at I_{DF} of 1 μ A, 10 μ A, 100 μ A, 1mA, 10mA, 30mA and 100mA.

type
TM12 **£130**



A logarithmic scale covering 6 decades is used to display either insulation resistance or leakage current at a fixed stabilised test voltage. The current available is limited to a maximum value of 3mA for safety and capacitors are automatically discharged when the instrument is switched off or to the CAL condition. The instrument operates from a 9V internal battery.

RESISTANCE RANGES

- 10M Ω to 10T Ω (10^{13} Ω) at 250V, 500V, 750V and 1kV.
1M Ω to 1T Ω at 25V, 50V and 100V.
100k Ω to 100G Ω at 2.5V, 5V and 10V.
10k Ω to 10G Ω at 1V.

Accuracy $\pm 15\% + 800$ Ω on 6 decade logarithmic scale.
Accuracy of test voltages $\pm 3\% \pm 50$ mV at scale centre.
Fall of test voltages $< 2\%$ at 10 μ A and $< 20\%$ at 100 μ A.
Short circuit current between 500 μ A and 3mA.

CURRENT RANGE

100pA to 100 μ A on 6 decade logarithmic scale.
Accuracy of current measurement $\pm 15\%$ of indicated value.
Input voltage drop is approximately 20mV at 100pA, 200mV at 100nA and 400mV at 100 μ A.
Maximum safe continuous overload is 50mA.

MEASUREMENT TIME

< 3 s for resistance on all ranges relative to CAL position.
 < 10 s for resistance of 10G Ω across 1 μ F on 50V to 500V.
Discharge time to 1% is 0.1s per μ F on CAL position.

RECORDER OUTPUT

1V per decade $\pm 2\%$ with zero output at scale centre.
Maximum output ± 3 V. Output resistance 1k Ω .

type
TM14 **£140**

Optional extras are leather cases and mains power units. Prices are ex works, V.A.T. extra in U.K.

LEVELL ELECTRONICS LTD.

MOXON STREET, BARNET, HERTS., EN5 5SD.
TEL: 01-449 5028/440 8686

The King of Valves



Genuine Gold LionTM valves are something very special. Hand built, utilising advanced pumping techniques and individually tested to a very tight specification indeed.

Qualities that are needed more than ever now that the Hi-Fi enthusiast is demanding better and better sound.


Sound which only valves of Gold Lion's quality can help produce.

Gold Lion KT77's and KT88's covering 30-200 watts, are available now from M-OV along with data and distribution details. (A list of M-OV distributors appears opposite.)

Long live the King. Long live quality-sound.

TM Trade mark of M-OV Audio Valves.

S682



M-OV

A MEMBER OF THE GEC GROUP

S&C

ARGENTINE REPUBLIC

English Electric Marconi Argentina S.R.L.,
Casilla Correo Central No. 4476, Av. Antartida
Argentina 801, 1836 Llavallol, Lomas de Zamora,
Buenos Aires 1000.
Tel: 243 8020-29 Telex: 0122253 B.A.

AUSTRALIA

GEC Automation and Control, Electron Tube Dept.,
373 Horsley Road, Milperra 2214, Sydney.
Tel: 77 0551 Telex: AA20807

BELGIUM

SAIT Electronics, 66 Chaussee de Ruisbroek,
1190 Brussels.
Tel: (02) 376 2030 Telex: 21601

BRAZIL

IGB Ind Gradiente Brasilieras S.A., Staub Agency
Division, Caixa Postal 30-318, 01000 Sao Paulo.
Tel: 61-1131-37 Telex: STEL BR 011 23135

CANADA

EEV Canada Ltd., 67 Westmore Drive, Rexdale,
Ontario, M9V 3Y6.
Tel: (416) 745 9494 Telex: 06-989363

CHINA

Cable and Wireless Systems Ltd., GPO Box 4477,
Mercury House, Connaught Road Central,
Hong Kong.
Tel: 5-2831385 Telex: HX 74000

DENMARK

Classen-Smidth Import A.S., Virkeholm 3,
2730 Herlev.
Tel: (02) 91 30 66 Telex: 35134 CSI DK

FRANCE

GEC Composants s.a., Departement Tubes
Electroniques, Tour d'Asnieres, 194 Avenue des
Gresillons, 92606 Asnieres.
Tel: 791 44 44 Telex: 610471F INELMEC

WEST GERMANY

Nucletron Vertriebs GmbH, 8 Munich 50,
Postfach 50 01 80.
Tel: (089) 14 60 81-85 Telex: 5215297

GREECE

Telmaco Ltd., 8 Sekeri Street, Athens 138.
Tel: 36 08 443-6 Telex: 21-9185

INDIA

Aimil Sales and Agencies Private Ltd.,
B5 Gillander House, P.O. Box 440, Calcutta 700 001.
Tel: 223304 Telex: 021 7731

ITALY

Marconi Italiana S.p.A., Via Adige 39, 00198 Rome.
Tel: 85 30 41 Telex: 610272 MARCONI R

JAPAN

Cornes and Co. Ltd., C.P.O. Box 158, Tokyo 100-91.
Tel: 272 57771 Telex: J24874

NEW ZEALAND

GEC (New Zealand) Ltd., P.O. Box 50-244, Porirua.
Tel: 75 409 Telex: 3421

SINGAPORE

The General Electric Co. of Singapore Private Ltd.,
Magnet House, P.O. Box 4046, Bukit Timah,
Singapore 21.
Tel: 663011 Telex: RS21508

SOUTH AFRICA

Marconi (South Africa) Ltd., P.O. Box 14289,
Wadeville 1422.
Tel: 34-5903/9 Telex: 8-6003 SA

SPAIN

Eurotronica S.A., D. Ramon de la Cruz 90, Madrid 6.
Tel: 401 5200 Telex: 27284 EUROT E

TAIWAN

Hongkong Trading Co. Ltd., P.O. Box 724, Taipei,
Taiwan.
Tel: 771 9473/771 9704 Telex: 11017 PROTEXOL

TRINIDAD AND TOBAGO

CARTEL-Caribbean Telecoms Ltd., Post Bag 732,
Port-of-Spain, Trinidad W.I.
Tel: 62-37727, 62-38122

USA

EEV Inc., 7 Westchester Plaza, Elmsford, N.Y. 10523.
Tel: 914 592 6050 Telex: 710 567 1215

M-OV

A MEMBER OF THE GEC GROUP

WW — 059 FOR FURTHER DETAILS

NEC

NIPPON ELECTRIC

RADIO
AMATEUR
COMMUNICATION
EQUIPMENT

CQ-P-2200E
137-150 Mhz

2 meter FM 12 channel portable/mobile 1/3 watt transceiver



Features: battery cartridge system, all 12 channels X-tal fitted, 1750 Hz tone-call system, AXC or RIT switchable, highly efficient squelch, high (3 watts) low (1 watt) output power switchable, lambda 1/4 or 5/8 telescopic antenna selectable. Provisions for: external power 13.5 V DC, external antenna, earphone, external speaker. NEW: Professional plug-in module construction, with all units shielded, selected high quality parts secure long life. Range: up to 50 KM. direct, up to several hundreds of kilometers over repeaters. Universality: mobile or portable (with the snap of a finger). High sensitivity: 0.2 uV for 20 db S/N.

CQ-R-700

6 band general coverage receiver with ultra high sensitivity (0.1 uV for 170 KHz-30.0 Mhz 15 db S/N on 30 Mhz)



Features: VFO patent allows perfect frequency read-off and tune-in with ease. Selectivity selectable wide/narrow. Modes: SSB (USB/LSB), CW or AM. Noise-blanker incorporated, large, illuminated two colour S-meter, 500 KHz and 50 Hz calibration facility. Modern electronic layout. A true solution for all searching a reliable mean for short range or continuous long haul reception.

CQ-LINE

300 - 3000 watts HF-LINE. Modes: USB/LSB. CW. AM. RTTY (FSK). FAX in 1.6 - 30.0 Mhz full digital readout.




In many thousands of applications the CQ-LINE has proven their reliability and sturdiness. Its versatility and high power make the CQ-LINE a true partner for long distance communication. Even with simple antenna from home or car, world-wide contacts are no problem.

UK: please contact our distributor Messrs. William Munro, Invergordon, High Street, 100, telef.: 349-852351-4 - Telex: 75265.

CEC

SOLE DISTRIBUTOR EUROPE OF **NEC**
RADIO AMATEUR AND CB EQUIPMENT
VIA VALDANI, 1, CH 6830 CHIASSO/SWITZERLAND,
TELEF. 091/446464, TELEX 64077 CEC CH
WW-033 FOR FURTHER DETAILS


BIMENCLOSURES



ALL METAL BIMCASES

Red, Grey or Orange 14swg Aluminium removable top and bottom covers. 18 swg black mild steel chassis with fixing support brackets.


BIM 3000
(250x167.5x68.5mm)
£14.58



MINI DESK BIMCONSOLES

Orange, Blue, Black or Grey ABS body incorporates 1.8mm pcb guides, stand-off bosses in base with 4 BIMFEET supplied. 1mm Grey Aluminium panel sits recessed with fixing screws into integral brass bushes.

BIM 1005 (161 x 96 x 58mm) £2.18
BIM 1006 (215 x 130 x 75mm) £3.05



MULTI PURPOSE BIMBOXES

Orange, Blue, Black or Grey ABS with 1mm Grey Aluminium recessed front cover held by screws into integral brass bushes.

1.8mm pcb guides incorporated and 4 BIMFEET supplied.

BIM 4003 (85x56x28.5mm) £1.18
BIM 4004 (111x71x41.5mm) £1.62
BIM 4005 (161x96x52.5mm) £2.19

ALL METAL BIMCONSOLES

All aluminium, 2 piece desk consoles with either 15° or 30° sloping fronts, sit on 4 self-adhesive non-slip rubber feet. Ventilation slots in base and rear panel for excellent cooling. See latest catalogue for new styles and sizes

Colour Code	Top Panel	Base
A	Off White	Blue
B	Sand	Green
C	Satin Black	Gold

15° Sloping Panel

BIM7151 (102x140x51[28] mm)	BIM7301 (102x140x76[28] mm)	£10.67
BIM7152 (165x140x51[28] mm)	BIM7302 (165x140x76[28] mm)	£11.44
BIM7153 (165x216x51[28] mm)	BIM7303 (165x183x102[28] mm)	£12.61
BIM7154 (165x211x76[33] mm)	BIM7304 (254x140x76[28] mm)	£13.82
BIM7155 (254x211x76[33] mm)	BIM7305 (254x183x102[28] mm)	£15.36
BIM7156 (254x287x76[33] mm)	BIM7306 (254x259x102[28] mm)	£16.67
BIM7157 (356x211x76[33] mm)	BIM7307 (356x183x102[28] mm)	£17.58
BIM7158 (356x287x76[33] mm)	BIM7308 (356x259x102[28] mm)	£18.55

30° Sloping Panel


ABS & DIECAST BIMBOXES

6 sizes in ABS or Diecast Aluminium. ABS moulded in Orange, Blue, Black or Grey. Diecast Aluminium in Grey Hammetone or Natural. All boxes incorporate 1.8mm pcb guides, stand-off supports in base and have close fitting flanged lids held by screws into integral brass bushes (ABS) or tapped holes (Diecast).

	ABS	Diecast	Hammetone	Natural
(50x50x31mm)	N/A	BIM5001/11	TBA	£1.02
(100x50x25mm)	BIM2002/12	£0.96	BIM5002/12	£1.46
(112x62x31mm)	BIM2003/13	£1.13	BIM5003/13	£1.78
(120x65x40mm)	BIM2004/14	£1.35	BIM5004/14	£2.24
(150x80x50mm)	BIM2005/15	£1.52	BIM5005/15	£2.84
(190x110x60mm)	BIM2006/16	£2.37	BIM5006/16	£3.94

Also available in Grey Polystyrene with no slots and self-tapping screws
BIM 2007/17 (112x61x31mm) £1.00

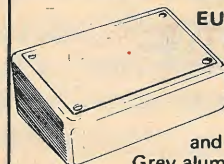
LOW PROFILE BIMCONSOLES



Orange, Blue, Black or Grey ABS body has ventilation slots as well as 1.8mm pcb guides and stand-off bosses in base. Double angle recessed front panel with 4 fixing screws into integral brass bushes. 4 BIMFEET supplied.

BIM 6005 (143 x 105 x 55.5 [31.5]mm) £2.37
BIM 6006 (143 x 170 x 55.5 [31.5]mm) £3.08
BIM 6007 (214 x 170 x 82.0 [31.5]mm) £4.12

EUROCARD BIMCONSOLES



Orange, Blue, Black or Grey ABS body accepts full or 1/2 size Eurocards, with bosses in the base for direct fixing. 1.8mm wide pcb guides incorporated and 4 BIMFEET supplied. 1mm Grey aluminium lid sits flush with body top and held by 4 screws into integral brass bushes.

BIM 8005 (169x127x70[45] mm) £4.12
BIM 8007 (243x187x103[66] mm) £6.10

BIMTOOLS + BIMACCESSORIES



MAINS BIMDRILLS


Small, powerful 240V hand drill complete with 2 metres of cable and 2 pin DIN plug. Accepts all tools with 1mm, 2mm or .125" dia. shanks. Drills brass, steel, aluminium and pcb's. Under 250g, off load speed 7500 rpm. Orange ABS, high impact, fully insulated body with integral on/off switch £10.53

Mains Accessory Kit 1 includes 1mm, 2mm, .125" twist drills, 5 burrs and 2.4mm collet £2.48

Mains Kit 2 includes Mains BIMDRILL as above, 20 assorted drills, mops, burrs, grinding wheels and mounted points, 1mm, 2mm, 2.4mm and .125" collets. Complete in transparent case measuring 230x130x58mm £22.14

BIMDAPTORS

Allows pcb's to be flat mounted sandwich fashion in BIMBOXES, BIMCONSOLES, and all other enclosures having 1.5mm wide vertical guide slots. One plastic BIMDAPTOR on each corner of pcb(s) enables assembly to be simply slid into place. 54mm long, 10 slots on 5mm spacing and can be simply snapped off to length. £1.08 per pack of 25.



BIMFEET

11mm dia. 3mm high, grey rubber self-adhesive enclosure feet. £0.77 per pack of 24

12 VOLT BIMDRILLS

2 small, powerful drills easily hand held or used with lathe/stand adaptor. Integral on/off switch and 1 metre cable.

Mini BIMDRILL with 3 collets up to 2.4mm dia. £ 8.10
Major BIMDRILL with 4 collets up to 3mm dia. £13.60

Accessory Kits 1 have appropriate drills and collets as above plus 20 assorted tools. Mini Kit 1 - £15.12, Major Kit 1 - £19.44. Accessory Kits 2 have appropriate drills, collets plus 40 tools and mains-12V dc adaptor. Mini Kit 2 - £34.02, Major Kit 2 - £39.42. Accessory Kits 3 as appropriate Kits 2 plus stand/lathe unit. Mini Kit 3 - £45.36, Major Kit 3 - £50.76.


BIMPUMPS



2 all metal desoldering tools provide high suction power and have easily replaceable screw in Teflon tips. Primed and released by thumb operation with in-built safety guard and anti-recoil system.

BIMPUMP Major (180mm long) £7.99
BIMPUMP Minor (150mm long) £6.80


BIMIRONS




Type 30 General Purpose 27 watt iron with long life, rapid change element, screw on tip, stainless steel shaft and clip on hook. Styled handle with neon. £4.05

Type M3 Precision 17 watt iron, quick change tip, long life element, styled handle with clip on hook. £4.43

BIMBOARDS



DIL COMPATIBLE BIMBOARDS



Accept all sizes (4-50 pin) of DIL IC packages as well as resistors, diodes, capacitors and LEDs. Integral Bus Strips up each side for power lines and Component Support Bracket for holding lamps, switches and fuses etc. Available as single or multiple

units, the latter mounted on 1.5mm thick black aluminium back plate which stand on non slip rubber feet and have 4 screw terminals for incoming power.

BIMBOARD 1 has 550 sockets, multiple units utilising 2, 3 and 4 **BIMBOARDS** incorporate 1100, 1650 and 2200 sockets, all on 2.5mm (0.1") matrix.

BIMBOARD 1 £ 8.83
BIMBOARD 2 £21.01
BIMBOARD 3 £29.84
BIMBOARD 4 £38.79

DESIGNER PROTOTYPING SYSTEM

1, 2, or 3 **BIMBOARDS** mounted on **BIM 6007 BIMCONSOLE** with Integral Power Supply (± 5 to ± 15 Vdc @ 100mA and fixed +5Vdc @ 1A) All O/P's fully isolated. Short circuit and fast fold back protection. Power rails brought out to cable clamps that accept stripped wire or 4mm plug.

DESIGNER 1 £55.62
DESIGNER 2 £61.02
DESIGNER 3 £66.42

From Crellon: the new Hewlett-Packard Block of Light.



Got the message?


Visualise a bright light source that's as reliable as solid state technology can make it. That can be fitted quickly and easily. That's so versatile it can be used to illuminate switches, indicators, bar graphs and carry any message or symbol.

This is Hewlett-Packard's new HLMP-2300/2400/2500 series of light bars. Rectangular panels of light in 9mm, or 19mm bars in high efficiency red, yellow or green.

They utilise LED's that are 100% tested and are categorised for light output, mounted on standard in-line packages with leads on industry standard (0.1") centres, ideal for PC board mounting.

Additionally they are XY stackable, flush mountable and easy to align. The on-off contrast is excellent, they look very good and the prices are fine. The 9mm package costs £1.02 for 1 off £0.71 for 1000 x. 19mm package costs £1.49 for 1 off £1.08 for 1000 x.

For full details for the Light bar modules contact Crellon Electronics.
We'll make sure you get the message.



Crellon Electronics Ltd., 380 Bath Road, Slough, Berks.
Tel: Burnham (06286) 4434.

WW — 088 FOR FURTHER DETAILS

fact: the Shure V15 Type IV is acclaimed by the world's critics for faithful, uncoloured musical reproduction



"Our measurements clearly confirmed the high quality of the V15 IV in all respects."

Fono Forum
Germany

"The sound of the cartridge is smooth and silky, and one has the feeling that for the first time one is really listening to the sound on the record. This surely must be the cartridge by which all others will be judged for some time to come."

The FM Guide
Canada

"The bass was characterized by a spread as light as the wind. Other cartridges, where the bass appears to shake, deliver a hazy sound which is almost monaural, but the Shure Type IV gives a spread of sound which is more delicate than that produced by moving coil cartridges."

"The resolution in the medium and high frequencies was supported by the excellent trackability. I was able to enjoy a delicate pianissimo sound, the likes of which I had not heard before. Using the direct cutting record, . . . others tended to jump with the sound choruses and gongs. The Shure, however, handled them easily, and each voice in the chorus was brought alive."

Stereo Geijutsu
Japan

Specifications apart, these are a few of the published opinions of world-respected, unbiased, independent critics regarding the sound of the Shure V15 Type IV pickup:

"The V15 Type IV is best because of definition, clarity, and the ability to respond quickly to all the signals on the record."

Suono
Italy

"The V15 Type IV is unquestionably one of the smoothest, most neutral cartridges we have heard. Scintillating it is not; excellent it is. It plays what's in the groove and refuses to emphasize or hype up any part of the spectrum. The bass is solid; the highs are there but not exaggerated."

"It's a very clean cartridge with an excellence of definition that is especially apparent in complex passages. In reviewing our audition notes, the recurrent theme was one of clarity and definition. Subtleties in the music, which heretofore had gone unnoticed, became apparent.

The overtone structure maintained a naturalness of reproduction that few cartridges we have listened to could match."

"There are brighter cartridges on the market, and there are brassier ones. If that's the way your taste leads you, so be it. But, if neutrality of reproduction is the essence of high fidelity sound, the V15 Type IV has few peers."

Edward J. Foster
Stereo
United States

"... The V15 Type IV is a very good cartridge, that gives true sound, without colouration or hardness."

Diapason
France



"When played with a system capable of revealing its virtues, the Shure V15 Type IV yields just about the most natural sound I have ever heard from disks. Its most striking (yet happily unobtrusive) attributes are transparency of texture without the brittle 'analytic' sound typical of many cartridges with extended frequency range. The highs were free from undue brightness, making the basic string sound of a symphony orchestra sweet and convincing. The bass was rich, but without false bottom, and—most significantly—the superb tracking ability of the cartridge permits it to retain these tonal qualities even in the very loud passages."

Hans Fantel
New York Times
United States

"It (the Shure V15 Type IV) is easily the smoothest and most detailed reproducer to come from Shure to date, and that is saying a great deal. Music of all types sounded natural, transients were crisp, string tone was good and the bass was full and solid. Stereo imaging was precise and stable; and distortion remarkably low. I feel certain that Shure has another winner here."

John Borwick
Gramophone
United Kingdom

"... Shure guarantees a frequency response of 20 - 20,000 Hz within a tolerance field of 2 dB! Whoever promises something like this, certainly must have production under control!... No wonder that its sound pattern was judged to be on the top end of the spectrum."

Stereo
Germany

"It is a smooth, neutral and analytical cartridge, and therefore best suited to an already neutral system."

"We doubt whether there is any commercially available record it is incapable of tracking."

Records and Recordings
United Kingdom

"... a sound quality I cannot imagine to be bettered by any cartridge at any price. The art has reached a higher state!"

Cliff Coleman
Honolulu Advertiser
United States

"It seems that a curtain has been raised. . . . This increased definition seems to extend to the entire audible spectrum."

Hi-Fi Conseils
France

"It is, in fact, a superb-sounding and superb-measuring cartridge, which will set a new standard for the industry. . . . This is certainly the flattest response we have yet seen from a cartridge. . . . All in all, when Shure does it, they do it right."

AudioScene Canada
Canada

"In fact, the V15 Type IV wonderfully gets out of the most insidious traps, and, willingly tracks the most strongly modulated records. This, with a precision that no ear can miss, and comparatively better than all the other models tested up-to-date."

Electronique Pour Vous
—Hi-Fi Magazine
France

"Its sound is smooth, flat, and clean to a degree that rivals anything on the market, at any price. . . . It should become the pickup of choice for a great many systems owners. It arguably represents the most significant (pickup) cartridge innovation in years."

CBS Technology Center
High Fidelity
United States

"The Super Track V15 Type IV is exactly that, a phenomenal performer that, with the proper associated gear, will provide gorgeous, undistorted sound from the most demanding records—for example the heavily cut direct-to-disk releases that many audiophiles are cultivating to show off their equipment. . . . In performance, it rivals or surpasses fancy, fragile, temperamental moving coil designs that may cost twice the price. . . ."

Robert C. Marsh
Sun-Times
United States



"The Type IV appears to be a cartridge that has the 'most' of every desirable quality and the 'least' of every undesirable quality. It is unsurpassed in the smoothness and flatness of its frequency response, low distortion, high trackability, and neutral sound character."

Hirsch-Houck Lab Report
Popular Electronics
United States

"The sound of the V15 Type IV can be described in much the same way as that of a good amplifier; there is really no particular sound at all that can be attributed to the cartridge. It is, after all, essentially flat, with distortions that seem to be below those inherent in even the best test records, and with far greater tracking ability over the entire audio band than any other cartridge we know of. . . . The Type IV is able to play records that other cartridges cannot."

Stereo Review
United States

"All in all, this is a quality cartridge that sweeps away one's fear of false advertising claims."

Swing
Japan

"It (the V15 Type IV) is superb on all types of music. The remarkable points are:

- The extreme definition in low frequencies, which outclasses all the cartridges that were compared to it (moving magnet and moving coil).
- A clear mid-range.
- Accurate open sound.
- A radiant treble without any excess due to artificial addition.

The tonal balance is good without bias of any kind. On percussion instruments, the V15 Type IV reads only what is recorded, without any overbrightness."

La Nouvelle Revue Du Son
France

"This cartridge excels by genuine sound 'neutrality', without any tendency to sound 'shaping'. It is pure pleasure to play direct-cut records of pianos . . . absolutely clean play!"

Radio-TV-Electronic
Switzerland

"I do not intend to allow the Type IV to pass out of my hands. Its stability in the reproduced sound, the rich qualities and harmony of the vocals and strings, as well as the extension in the sound of pianos on direct-to-disc recordings, and others, are truly magnificent."

Masao Miyamoto
Radio Techniques Antenna
Japan

20-E

Please send me your leaflet describing the Shure V15 Type IV and other pickups in the Shure range.

Name _____


Address _____



Shure Electronics Limited, Eccleston Road, Maidstone ME15 6AU, Telephone: (0622) 59881

WW — 010 FOR FURTHER DETAILS

Before you read another meter, read about our latest ideas on DMMs



Have you got the facts on our new Model 463 giving you 200 hours operation from a transistor battery? Compact and versatile, this new meter is the latest addition to our range of competitively priced DMMs built to high performance standards. For your up-to-date information pack on our DMMs range write, 'phone or telex now.

Bach-Simpson




Bach-Simpson (UK) Limited,
Trenant Estate, Wadebridge, Cornwall PL27 6HD
Tel: (020881) 2031 Telex: 45451

WW — 058 FOR FURTHER DETAILS

OLSON

MINICASES



Type	Overall Dimension			Case no vents	Case with vents	Chrome leg
	Width	Height	Depth			
21	6½"	4½"	4½"	—	5.88	1.15
22	8½"	5½"	5½"	—	6.50	1.15
23	10½"	6½"	6½"	—	7.70	1.30
24	12½"	7½"	7½"	—	8.45	1.30
25A	6½"	4½"	4½"	5.60	6.20	1.30
25B	6½"	4½"	6¼"	6.00	6.60	1.30
26A	8¾"	5¾"	6¼"	7.90	8.50	1.30
26B	8¾"	5¾"	8¼"	8.25	8.85	1.30
27A	12¼"	7½"	5½"	8.65	9.35	1.30
27B	12¼"	7½"	8"	9.35	10.05	1.30
28A	14"	10½"	6½"	10.20	10.90	—
28B	14"	10½"	8½"	11.15	11.85	—
29A	10"	4"	6"	7.15	7.75	1.30
29B	10"	4"	8"	7.53	8.13	1.30
30A	12"	5"	6"	7.80	8.50	1.30
30B	12"	5"	8"	8.15	8.85	1.30
31A	14"	6"	6"	8.50	9.20	1.30
31B	14"	6"	8"	8.93	9.63	1.30
61	15½"	7½"	9½"	—	13.00	—
62	17½"	8½"	9½"	—	15.00	—
63	16½"	9½"	9½"	—	15.00	—
64	15½"	7½"	12½"	—	15.00	—
65	17½"	8½"	12½"	—	17.15	—
66	16½"	9½"	12½"	—	17.15	—

Postage & VAT extra

INSTANT TRUNKING SYSTEM!



Ready to use. Internal wiring suitable for 30 amp

- TR6** — 6 sockets switched **£21.50**
- TR9** — 9 sockets switched **£25.50**
- P&P £1.85 **+VAT**

PORTABLE POWER DISTRIBUTION FOR INSTANT MAINS!

NEW! 10 sockets switched in sloping box



Type 13A/10SW **£27.50. P&P £1.85 + VAT**



COMPLETE WITH 6FT. CABLE AND 13 AMP FUSED PLUG




- 4 sockets 13A **£12.15**
- 6 sockets 13A **£14.30**
- 4 sockets 13A switched **£13.75**
- 6 sockets 13A switched **£15.95**

ALL DISTRIBUTION PANELS ARE FITTED WITH MK SOCKETS & PLUG
Send for details of complete range + postage 85p each + 8% V.A.T.
OLSON ELECTRONICS LTD., FACTORY NO. 8, 5-7 LONG ST., LONDON E2 8HJ
TEL: 01-739 2343

WW — 044 FOR FURTHER DETAILS

Understanding Digital Electronics


New teach-yourself courses



Design of Digital Systems is written for the engineer seeking to learn more about digital electronics. Its six volumes — each A4 size — are packed with information, diagrams and questions designed to lead you step-by-step through number systems and Boolean algebra to memories, counters and simple arithmetic circuits, and finally to a complete understanding of the design and operation of calculators and computers.

The contents of Design of Digital Systems include:

- Book 1** Octal, hexadecimal and binary number systems; conversion between number systems; representation of negative numbers; complementary systems; binary multiplication and division.
- Book 2** OR and AND functions; logic gates. NOT, exclusive OR, NAND, NOR and exclusive-NOR functions; multiple input gates; truth tables; De Morgans Laws; canonical forms; logic conventions; Karnaugh mapping; three-state and wired logic.
- Book 3** Half adders and full adders; subtractors; serial and parallel adders; processors and arithmetic logic units (ALUs); multiplication and division systems.
- Book 4** Flip flops; shift registers; asynchronous and synchronous counters; ring, Johnson and exclusive-OR feedback counters; random access memories (RAMs) and read only memories (ROMs).
- Book 5** Structure of calculators; keyboard encoding; decoding display data; register systems; control unit; program ROM; address decoding; instruction sets; instruction decoding; control program structure.
- Book 6** Central processing unit (CPU); memory organisation; character representation; program storage; address modes; input/output systems; program interrupts; interrupt priorities; programming; assemblers; computers; executive programs; operating systems and time sharing.



Digital Computer Logic and Electronics is designed for the beginner. No mathematical knowledge other than simple arithmetic is assumed, though the student should have an aptitude for logical thought. It consists of four volumes — each A4 size — and serves as an introduction to the subject of digital electronics. Everyone can learn from it — designer, executive, scientist, student, engineer.

Contents include: Binary, octal and decimal number systems, conversion between number systems; AND, OR, NOR and NAND gates and inverters; Boolean algebra and truth tables; De Morgans Laws; design of logic circuits using NOR gates; R-S and J-K flip flops; binary counters, shift registers and half adders.

CAMBRIDGE LEARNING ENTERPRISES, UNIT 38, RIVERMILL SITE, FREEPOST, ST. IVES, HUNTINGDON, CAMBS. PE17 4BR, ENGLAND TELEPHONE: ST. IVES (0480) 67446

PROPRIETORS: DAYRIDGE LTD. REG. OFFICE: RIVERMILL LODGE, ST. IVES
REGD. IN ENGLAND No. 1328762

In the years ahead the products of digital electronics technology will play an important part in your life. Calculators and digital watches are already commonplace. Tomorrow a digital display could show your vehicle speed and petrol consumption; you could be calling people by entering their name into a telephone which would automatically look up their number and dial it for you.

These courses were written by experts in electronics and learning systems so that you could teach yourself the theory and application of digital logic. Learning by self-instruction has the advantages of being faster and more thorough than classroom learning. You work at your own pace and must respond by answering questions on each new piece of information before proceeding.

After completing these courses you will have broadened your career prospects and increased your fundamental understanding of the rapidly changing technological world around you.

The six volumes of Design of Digital Systems cost only: £8.10
And the four volumes of Digital Computer Logic and Electronics cost only: £4.60
But if you buy both courses, the total cost is only: £12.00

+ 90p post & packing
 + £1 post & packing

Price includes surface mail anywhere in the world — Airmail extra.

Flow Charts & Algorithms

HELP YOU PRESENT

safety procedures, government legislation, office procedures, teaching materials and computer programs by means of YES and NO answers to questions.

THE ALGORITHM WRITER'S GUIDE explains how to define the questions, put them in the best order and draw the flow chart, with numerous examples shown. All that students require is an aptitude for logical thought. Size A5, 130 pages. This book is a **MUST** for those with things to say.

£2.95 + 45p post & packing by surface mail anywhere in the world. Airmail extra.

GUARANTEE

If you are not entirely satisfied your money will be refunded. Please allow 21 days for delivery

Cambridge Learning Enterprises, Unit 38 Rivermill Site
Freeport, St. Ives, Huntingdon, Cambs. PE17 4BR
England

Please send me the following books

- sets Digital Computer Logic & Electronics @ £5.50, p&p included
- sets Design of Digital Systems @ £9.00, p&p included
- Combined sets @ £13.00, p&p included
- The Algorithm Writer's Guide @ £3.40, p&p included

Name

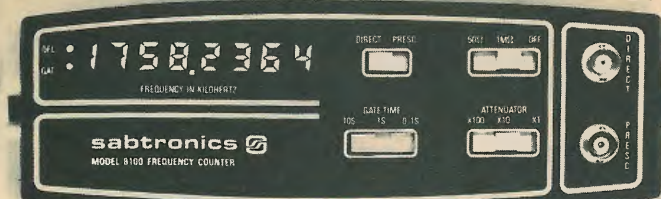
Address

I enclose a cheque/PO payable to Cambridge Learning Enterprises for £.....

Please charge my Access/Barclaycard/Visa/Eurocard
Mastercharge/Interbank account number

Signature

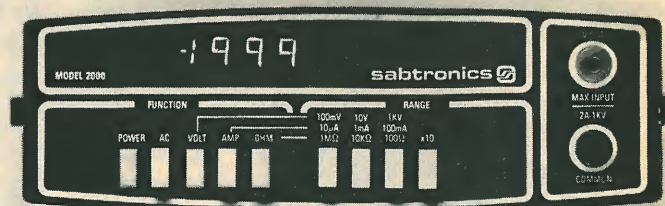
Telephone orders from credit card holders accepted on 0480-67446 (ansafone). Overseas customers should send a bank draft in sterling drawn on a London Bank. **WW38**



Model 8100 Frequency counter
Kit £ 69.95
assembled tested: £ 84.95
(plus p.p. £ 3.50 and VAT at 8%)

sabtronics

Model 2000 3 1/2 Digit DMM
Kit £ 49.95
assembled: £ 69.95
(plus p.p. £ 3.00 and VAT at 8%)



The Winners

These two products are our best sellers!

The two products shown above from Sabtronics are our best selling products. Both these products compare with similar equipment selling for at least £ 150.00. Is there more to these products than value? Let's take a closer look.

The Frequency Counter Model 8100

It employs LSI Technology, has the performance and characteristics you demand, guaranteed frequency range of 20 Hz to 100 MHz; selectable hi/lo impedance; superior sensitivity; selectable resolution and selectable attenuation. Plus an accurate time base with excellent stability. An 8 digit LED Display features floating decimal point, leading zero suppression and overflow indicator.

Brief specifications:

Frequency Range: 20 Hz to 100 MHz guaranteed, (10 Hz to 130 MHz typical) – Sensitivity: 10 mV RMS,

20 Hz to 50 MHz (5 mV typical); 15 mV RMS, 50 MHz to 100 MHz (10 mV typical) – Selectable impedance: 1 MΩ/25 pF or 50Ω – Attenuation: X1, X10 or X100 – Accuracy: ± 1 Hz plus time base accuracy – Aging Rate: ± 5 ppm/yr – Temperature Stability: ± 10 ppm, 0° to 50° C – Resolution: 0.1 Hz, 1 Hz, 10 Hz selectable – Display: 8-digit LED, floating DP, overflow indicator – Overload Protection – Power Requirement: 9-15 VDC.

Optional prescaler will be available from around March 1979.

The DMM Model 2000

The model 2000 is all solid-state, incorporating a single LSI circuit and high quality components. It has five functions and a total of 28 ranges. Input overload protection, auto polarity and auto zero are provided on all ranges and a basic DCV accuracy of 0.1% ± 1 digit.

Brief specifications:

DC volts in 5 ranges: 100 μV to 1 kV – AC volts in 5 ranges: 100 μV to 1 kV – DC current in 6 ranges: 100 nA to 2A – AC current in 6 ranges: 100 nA to 2A – Resistance: 0.1Ω to 20 MΩ in 6 ranges – AC frequency response: 40 Hz to 50 kHz – Display: 0.36" (9.1 mm) 7-segment LED – Input impedance: 10 MΩ – Size: 8" W x 6.5" D x 3" H (203 x 165 x 76 mm) – Power requirement: 4 "C" cells (not included).

Order yours now! Write to:

Timwood Ltd.

Prospect Road, Cowes,
Isle of Wight, England Telex 86892.
Send payment with your order.

WW — 046 FOR FURTHER DETAILS

JOIN THE PROFESSIONALS

Here, from Gould Advance, is a professional test oscillator that should be within the reach of any company's coffers.

With a frequency range of 1 MHz to 100kHz, in four decade ranges, the J3B provides a 6:1 reduction drive to give high resolution of frequency.


The J3B features a balanced, floating, 600 Ω output, giving 15V rms into 600 Ω (30V EMF). The metered output can be attenuated up to 60dB, a further 20dB of attenuation is

provided via the variable level control. A low distortion output is provided giving less than 0.02% distortion level. Moreover, the J3B has low heat dissipation and gives a high order of frequency and amplitude stability.

Demand data. We think it will generate a signal level of approval.

GOULD

Gould Instruments Division,
Roebuck Road, Hainault, Essex IG6 3UE, Telex: 263785
TELEPHONE: 01-500 1000



0173

WW — 070 FOR FURTHER DETAILS

SME SERIES III

The best pick-up arm in the world



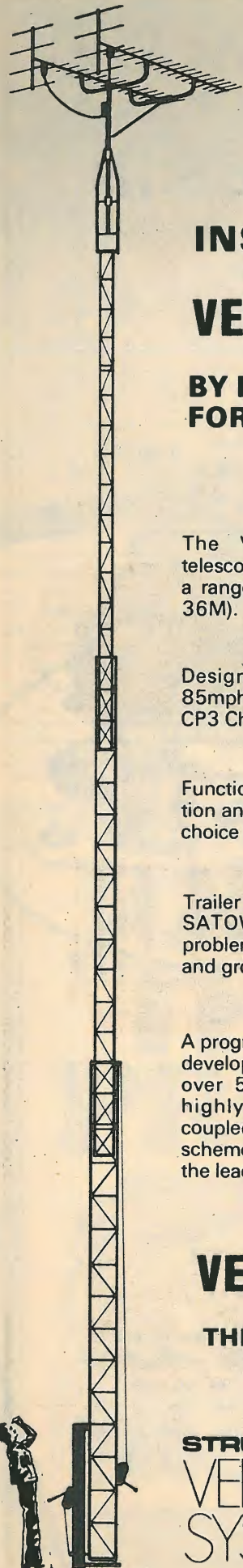
Informed opinion

Few products in the hi-fidelity world have received such favourable comments from knowledgeable experts as the Series III precision pick-up arm.

They are too numerous to quote here, so we have prepared a special presentation of them which we will gladly send on request. Please indicate, whether or not you require details of the arm as well.

**Design Council
Award 1978**

Write to Dept 0651 · SME Limited
Steyning · Sussex · BN4 3GY · England



INSIST ON VERSATOWER

**BY PROFESSIONALS—
FOR PROFESSIONALS**

The VERSATOWER range of telescopic and tilt-over towers cover a range of 25ft to 120ft (7.5M to 36M).

Designed for Wind Speeds from 85mph to 117mph conforming with CP3 Chapter V, part 11.

Functional design, rugged construction and total versatility make it first choice for telecommunications.

Trailer mounted or static, the VERSATOWER solves those difficult problems of antenna support, access and ground level maintenance.

A programme of continuous product development has led to a range of over 50 models, all available at highly competitive prices. This coupled with our quality assurance scheme ensures that we maintain the leader position we enjoy today.

VERSATOWER

**THE PROFESSIONALS
CHOICE**

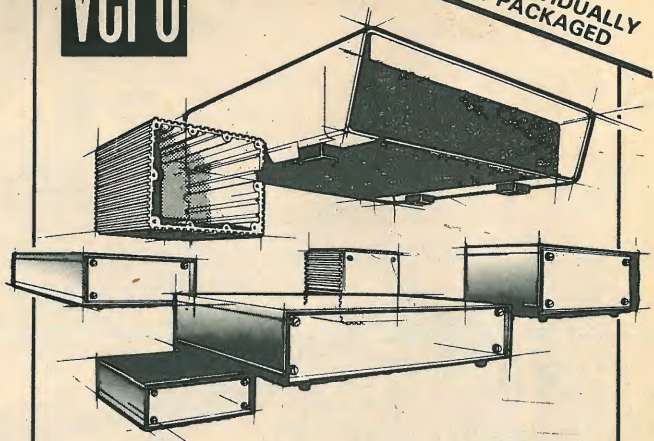
STRUMECH
VERSATOWER
SYSTEM



WW — 055 FOR FURTHER DETAILS

vero

OUR RANGE OF
PRODUCTS ARE NOW INDIVIDUALLY
AND ATTRACTIVELY PACKAGED



Our new catalogue lists a whole range of metal cases to house all your projects. And we've got circuit boards, accessories, module systems, and plastic boxes — everything you need to give your equipment the quality you demand. Send 25p to cover post and packing, and the catalogue's yours.

VERO ELECTRONICS LTD. RETAIL DEPT.
Industrial Estate, Chandlers Ford, Hants. SO5 3ZR
Telephone Chandlers Ford (04215) 2956

WW — 000 FOR FURTHER DETAILS

Delevan RF coils.

Now you can get Delevan high precision R.F. coils from ITT Mercator! And at competitive prices — even though many types meet the stringent MIL-C-15305 specification.

- range 0.015 to 10,000 microhenries.
- radial as well as axial lead devices.
- shielded versions.
- variable versions.
- epoxy encapsulation.

Discuss your early delivery requirements with us now!



*The
better
spec.
comes
FREE!*



ITT mercator

South Denes, Gt. Yarmouth, Norfolk NR50 3PX Tel: (0495) 4911 Telex: 97421.

WW 029 — FOR FURTHER DETAILS

15 — 240 Watts!

HY5 Preamplifier

The HY5 is a mono hybrid amplifier ideally suited for all applications. All common input functions (mag Cartridge, tuner, etc.), are catered for internally, the desired function is achieved either by a multi-way switch or direct connection to the appropriate pins. The internal volume and tone circuits merely require connecting to external potentiometers (not included). The HY5 is compatible with all I.L.P. power amplifiers and power supplies. To ease construction and mounting a P.C. connector is supplied with each pre-amplifier.

FEATURES: Complete pre-amplifier in single pack — Multi-function equalization — Low noise — Low distortion — High overload — two simply combined for stereo.

APPLICATIONS: Hi-Fi — Mixers — Disco — Guitar and Organ — Public address.

SPECIFICATIONS:

INPUTS: Magnetic Pick-up: 3mV; Ceramic Pick-up: 30mV; Tuner: 100mV; Microphone: 10mV; Auxiliary: 3-100mV; input impedance 47k Ω at 1kHz.

OUTPUTS: Tape 100mV; Main output 500mV R.M.S.


ACTIVE TONE CONTROLS: Treble \pm 12dB at 10kHz; Bass \pm at 100Hz.

DISTORTION: 0.1% at 1kHz; Signal/Noise Ratio 68dB.

OVERLOAD: 38dB on Magnetic Pick-up; **SUPPLY VOLTAGE** \pm 16.50V

Price £6.27 + 78p VAT. P&P free.

HY5 mounting board B1 48p + 6p VAT P&P free.



HY30 15 Watts into 8 Ω

The HY30 is an exciting New kit from I.L.P., it features a virtually indestructible I.C. with short circuit and thermal protection. The kit consists of I.C., heatsink, P.C. board, 4 resistors, 6 capacitors, mounting kit, together with easy to follow construction and operating instructions. This amplifier is ideally suited to the beginner in audio who wishes to use the most up-to-date technology available.

FEATURES: Complete kit — Low Distortion — Short, Open and Thermal Protection — Easy to Build.

APPLICATIONS: Updating audio equipment — Guitar practice amplifier — Test amplifier — Audio oscillator.


SPECIFICATIONS:

OUTPUT POWER 15W R.M.S. into 8 Ω . **DISTORTION** 0.1% at 15W.

INPUT SENSITIVITY 500mV. **FREQUENCY RESPONSE** 10Hz-16kHz — 3dB.

SUPPLY VOLTAGE \pm 18V.

Price £6.27 + 78p VAT. P&P free.



HY50 25 Watts into 8 Ω

The HY50 leads I.L.P.'s total integration approach to power amplifier design. The amplifier features an integral heatsink together with the simplicity of no external components. During the past three years the amplifier has been refined to the extent that it must be one of the most reliable and robust High Fidelity modules in the World.

FEATURES: Low Distortion — Integral Heatsink — Only five connections — 7 Amp output transistors — No external components.

APPLICATIONS: Medium Power Hi-Fi systems — Low power disco — Guitar amplifier.

SPECIFICATIONS: **INPUT SENSITIVITY** 500mV.

OUTPUT POWER 25W RMS in 8 Ω **LOAD IMPEDANCE** 4-16 Ω . **DISTORTION** 0.04% at 25W at 1kHz.

SIGNAL/NOISE RATIO 75dB. **FREQUENCY RESPONSE** 10Hz-45kHz — 3dB.

SUPPLY VOLTAGE \pm 25V. **SIZE** 105.50.25mm.

Price £8.18 + £1.02 VAT. P&P free.



HY120 60 Watts into 8 Ω

The HY120 is the baby of I.L.P.'s new high power range, designed to meet the most exacting requirements including load line and thermal protection, this amplifier sets a new standard in modular design.

FEATURES: Very low distortion — Integral Heatsink — Load line protection — Thermal protection — Five connections — No external components.

APPLICATIONS: Hi-Fi, — High quality disco — Public address — Monitor amplifier — Guitar and organ.

SPECIFICATIONS:


INPUT SENSITIVITY 500mV

OUTPUT POWER 60W RMS into 8 Ω . **LOAD IMPEDANCE** 4-16 Ω . **DISTORTION** 0.04% at 60W at 1kHz.

SIGNAL/NOISE RATIO 90dB. **FREQUENCY RESPONSE** 10Hz-45kHz — 3dB. **SUPPLY VOLTAGE** \pm 35V.

Size: 114 x 50 x 85mm.

Price £19.01 + £1.52 VAT. P&P free.



HY200 120 Watts into 8 Ω

The HY200, now improved to give an output of 120 Watts, has been designed to stand the most rugged conditions, such as disco or group while still retaining true Hi-Fi performance.

FEATURES: Thermal shutdown — Very low distortion — Load line protection — Integral Heatsink — No external components.

APPLICATIONS: Hi-Fi — Disco — Monitor — Power Slave — Industrial — Public address.

SPECIFICATIONS:

INPUT SENSITIVITY 500mV.

OUTPUT POWER 120W RMS into 8 Ω . **LOAD IMPEDANCE** 4-16 Ω . **DISTORTION** 0.05% at 100W at 1kHz.

SIGNAL/NOISE RATIO 96dB. **FREQUENCY RESPONSE** 10Hz-45kHz — 3dB. **SUPPLY VOLTAGE** \pm 45V.

SIZE 114 x 50 x 85mm.

Price £27.99 + £2.24 VAT. P&P free.

HY400 240 Watts into 4 Ω

The HY400 is I.L.P.'s "Big Daddy" of the range producing 240W into 4 Ω ! It has been designed for high power disco or public address applications. If the amplifier is to be used at continuous high power levels a cooling fan is recommended. The amplifier includes all the qualities of the rest of the family to lead the market as a true high power hi-fidelity power module.

FEATURES: Thermal shutdown — Very low distortion — Load line protection — No external components.

APPLICATIONS: Public address — Disco — Power slave — Industrial.


SPECIFICATIONS:

OUTPUT POWER 240W RMS into 4 Ω . **LOAD IMPEDANCE** 4-16 Ω . **DISTORTION** 0.1% at 240W at 1kHz.

SIGNAL/NOISE RATIO 94dB. **FREQUENCY RESPONSE** 10Hz-45kHz — 3dB. **SUPPLY VOLTAGE** \pm 45V.

INPUT SENSITIVITY 500mV. **SIZE** 114 x 100 x 85mm.

Price £38.61 + £3.09 VAT. P&P free.



POWER SUPPLIES

- PSU36 suitable for two HY30's £6.44 + 81p VAT
- PSU50 suitable for two HY50's £8.18 + £1.02 VAT
- PSU70 suitable for two HY120's £14.58 + £1.17 VAT
- PSU90 suitable for one HY200 £15.19 + £1.21 VAT
- PSU180 suitable for two HY2000's or one HY400 £25.42 + £2.03 VAT

'TWO YEARS' GUARANTEE ON ALL OF OUR PRODUCTS

I.L.P. Electronics Ltd.
Graham Bell House
Roper Close
Canterbury
Kent CT2 7EP
Tel (0227) 54778

Please Supply _____
 Total Purchase Price _____
 I Enclose Cheque Postal Orders Money Order
 Please debit my Access account Barclaycard account
 Account number _____
 Name & Address _____
 Signature _____



In future, recording the present will be a thing of the past.


What's past is past. And said to be best forgotten.
 But it's fundamental to the very existence of communications recording to be able to replay a selected portion of tape to find out what was said by who, to whom ... and when. And 'when' can be vital.

Equally vital, particularly in emergencies when every second counts, is the ability to obtain such replay access rapidly, precisely, automatically. With absolute certainty — and without time-consuming multiple knob-twiddling aided by guesswork.

Racal Recorders has recognized this need and produced TIMESEARCH — designed specifically for its ICR range of multi-channel communications recorders — and providing just these facilities.

TIMESEARCH can generate a coded time reference signal of crystal accuracy and index it onto the tape. It can read and display that signal. It can search a tape at high speed for a pre-selected time signal and automatically initiate replay at that time.

In communications recording, the future becomes the present; the present becomes the past. And when you need to recall the past with precision, you need TIMESEARCH.



And for providing precise time signals every 10 seconds for recording onto magnetic tape: the International Timing Unit.

Racal Recorders always on the right track


Racal Recorders Limited, Hardley Industrial Estate, Hythe, Southampton, Hampshire, SO4 6ZH, Telephone: 0703 843265. Telex: 47600.

WW — 030 FOR FURTHER DETAILS

RACAL

OK, which of you Power Schottkys is ready to talk reliability and performance?

(now be honest)



Reliability

TRW supplied its first customer with Power Schottky devices in 1972 and he's still buying. His return rate is still nil. He knows that he doesn't have to worry about them failing in low voltage, high current switching power supply applications. He knows that when he gets a shipment he can use them without any worries. Hundreds of other customers have had the same experience.

Performance

The SD-51 in the DO-5 package has the best overall performance around for switching power supplies with 5.0V @ 60 amps. ($V_F = 0.6V @ 60A$, P.I.V. - 45V and $T_j = 150^\circ C$.) For 5.0V @ 30 amps the SD-41 in the DO-4 package can cut system size and cost. And both will reduce your need for heat exchangers and cooling devices.

And that's straight talk. If you'd like help with your low voltage, high current switching power supply designs just call MCP Electronics on 01-902 5941.



MCP Electronics Ltd.
Alperton, Wembley, Middx.
Tel: 01-902 5941

MCP Electronics Ltd.
Alperton, Wembley, Middx.
Tel: 01-902 5941

Please send me further information on TRW's Power Schottky Diodes.

Name _____

Company _____

Address _____

Tel. _____

WW 5/79

TRW POWER SEMICONDUCTORS

WW - 057 FOR FURTHER DETAILS

Peace and quiet

The quietest sound the ear can hear moves the eardrum about 10^{-9} cm, one tenth the diameter of a hydrogen molecule. Movement due to random thermal bombardment of the eardrum by air molecules is around this same level and largely accounts for this limit of sensitivity.*

But the distortion contribution from a QUAD 405 amplifier in normal use (say 85dBa) moves the eardrum less than this amount.

Perhaps sitting in a very quiet room at -100°C and without the music we might nearly hear thembut "tis bitter cold."

For further details on the full range of QUAD products write to:

The Acoustical Manufacturing Co. Ltd.
Huntingdon, PE18 7DB. Tel: (0480) 52561.

*Sensitivity is never made more acute by the presence of other sounds.

QUAD

**for the closest approach
to the original sound**

QUAD is a Registered Trade Mark



BUILD A PROJECT ON CSC

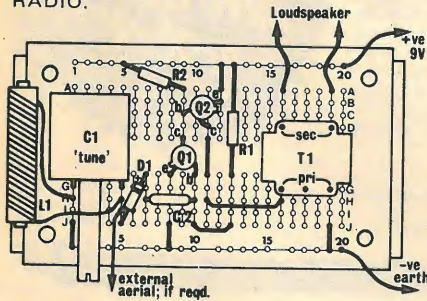
FREE

FILL IN COUPON & RECEIVE FREE COPY OF

ELECTRONICS BY NUMBERS PROJECT No 1 'TWO TRANSISTOR RADIO'

ELECTRONICS BY NUMBERS. TWO-TRANSISTOR RADIO.

Now using Experimenter Breadboards and following the instructions in "Electronics by Numbers" ANYBODY can build electronic projects. Simply look at the diagram — this has exactly the same type of layout of all EXPERIMENTOR boards. Look at the component list and select the component Q1, this is an NPN transistor type 2N3904, this plugs into holes C10, D11, and B12. Easy isn't it? Now take C2, which is a .1 uF capacitor, this plugs into holes H7 and H10. Do the same with all the components, connect a 9 volt battery and you have a perfect working TWO-TRANSISTOR RADIO.



YOU WILL NEED

- B1—9 VDC battery
- C1—365-pF variable capacitor
- C2—.1-uF capacitor
- D1—Diode, 1N914 or 4148 or equiv.
- L1—Standard broadcast loopstick antenna
- Q1—NPN transistor, 2N3904 or equiv.
- Q2—PNP transistor, 2N3906 or equiv.
- R1—100,000-ohm resistor, ¼ watt
- R2—4700-ohm resistor, ¼ watt
- S1—SPST switch
- T1—500:8-ohm matching transformer
- SPKR—8-ohm speaker

Building radios is lots of fun. Here's a loud-speaking crystal set. L1 and C1 form the circuit that tunes the radio. For better performance substitute a germanium diode such as 1N34 or 1N60.

These projects use components which are readily available from all suppliers and we've made a special effort to design the projects so that in many cases substituting close but wrong component values of different transistors will still result in a working circuit.

FILL IN THE COUPON AND WE WILL SEND YOU FREE OF CHARGE A COPY OF THE FULL PROJECT "TWO-TRANSISTOR RADIO".

PROTO-CLIP TEST CLIPS.

Brings IC leads up from crowded PC boards. Available plain or with cable with clips at one or both ends.



- PC — 16 pin. £2.75.
- PC — 16 pin with cable. £6.00.
- PC — 16 with cable and 16 pin clips at both ends. £10.25.



Europe, Africa, Mid-East: CSC UK LTD.
Unit 1, Shire Hill Industrial Estate,
Saffron Walden, Essex CB11 3AQ.
Telephone: SAFFRON WALDEN 21682.
Telex: 817477.

EXPERIMENTOR BREADBOARDS.


No soldering modular breadboards, simply plug components in and out of letter number identified nickel-silver contact holes. Start small and simply snap-lock boards together to build breadboard of any size.

All EXP Breadboards have two bus-bars as an integral part of the board, if you need more than 2 buses simply snap on 4 more bus-bars with the aid of an EXP.4B.

EXP.325. The ideal breadboard for 1 chip circuits. Accepts 8,14,16 and up to 22 pin IC's. **ONLY £1.60.**




EXP.350. £3.15. 270 contact points with two 20-point bus-bars.



EXP. 300. £5.75.



EXP. 650 for Micro-processors. £3.60.




EXP 4B. More bus-bars. £2.30.



ALL EXP.300 Breadboards mix and match with 600 series.


PROTO-BOARDS.

THE ULTIMATE IN BREADBOARDS FOR THE MINIMUM COST. TWO EASILY ASSEMBLED KITS.



PB.6 Kit, 630 contacts, four 5-way binding posts accepts up to six 14-pin Dips.

PROTO-BOARD 6 KIT. £9.20.



PB.100 Kit complete with 760 contacts accepts up to ten 14-pin Dips, with two binding posts and sturdy base. Large capacity with Kit economy.

PROTO-BOARD 100 KIT £11.80.

HOW TO ORDER AND RECEIVE FREE COPY OF TWO-TRANSISTOR RADIO PROJECT.

It's easy. Give us your name and full postal address, in block capitals. Enclose cheque, postal order or credit card number and expiry date. OR telephone 0799 21682 and give us your Access, American Express or Barclaycard number and your order will be in the post that night.

EXPERIMENTOR BREADBOARDS.	CONTACT HOLES.	IC CAPACITY 14 PIN.DIP.	UNIT PRICE INCLUDING POSTAGE AND V.A.T.
EXP. 325	130	1	£ 2.53
EXP. 350	270	3	£ 4.21
EXP. 300	550	6	£ 7.29
EXP. 650	270	use with 0.6 pitch Dip's	£ 4.69
EXP. 4B.	Four 40 Point Bus-Bars	Bus-Bar Strip	£ 3.29
TEST CLIPS			
PC. 16.			£ 3.78
PC.16-18.			£ 7.56
PC. 16-18 Dual Clip.			£12.15
PROTO-BOARDS.			
PB. 6.	630	6	£11.01
PB. 100.	760	10	£13.82

NAME

ADDRESS

WW — 056 FOR FURTHER DETAILS

sales hire repair



**You'll do better at Martin Associates
we guarantee it!**

ANALYSERS	
AIRMEC 248 5-300MHz Wave Analyser	£125.00
AIRMEC 853 30MHz - 30MHz Wave Analyser	£85.00
MARCONI TF-2330 20Hz - 78KHz Wave Analyser	£500.00
BRIDGES	
B.P.L. CZ.457 Mk. II Component Comparator	£70.00
WAYNE KERR B.601 R.F. Bridge 15KHz-5MHz	£150.00
WAYNE KERR B221A Universal Bridge Acc. 1%	£225.00
WAYNE KERR B521 Universal Bridge Acc. 1%	£85.00
MARCONI 868 Universal Bridge Acc. 1%	£95.00
COUNTERS	
RACAL 811R-2 8 Digit 20Hz-200MHz	£120.00
SYSTRON DONNER 6053 7 Digit 20Hz - 3GHz	£550.00
METERS	
AIRMEC 210 Modulation Meter 3-300MHz	£95.00
AIRMEC 409 Modulation Meter 5-1500MHz	£275.00
AVO Precision Avo	£160.00
MARCONI TF.2603 R.F. Electronic Voltmeter 50KHz-1.5GHz	£250.00
MARCONI TF.2604 Electronic Voltmeter 20Hz-1.5GHz	£225.00

OSCILLOSCOPES	
ADVANCE OS15A Single Beam DC-3MHz	£85.00
TELEQUIPMENT S.32 Single Beam	£85.00
TELEQUIPMENT D.43 Dual Beam DC-15MHz	£145.00
TEKTRONIC 585A + 82 Dual Beam DC-80MHz	£550.00
TEKTRONIC 545B + 1A1 Dual Beam DC-33MHz	£400.00
HEWLETT-PACKARD 130C DC-500KHz 200µV/cm Sens.	£275.00
HEWLETT-PACKARD 175A + 1755A DC-50MHz	£250.00
TEKTRONIC C-27R Oscilloscope Camera	£350.00
Various Plug Ins and Probes Info on Application	From £75.00

POWER SUPPLY UNITS	
ADVANCE PMA.19 0-7V 10A Modular	£30.00
ISOTOPE DEV. 532D 0-3KV. E.H.T. Unit	£175.00
ROBAND T.172 0-30V 10A	£140.00
SIEMENS R.2240 0-30V 2A	£50.00
ROBAND T.113 0-30V 20A	£200.00

SIGNAL SOURCES	
ADVANCE PG.5002D Pulse genr.	£95.00
ADVANCE J1B 15Hz - 50KHz	£60.00
GENERAL RADIO 1362 UHF Oscillator 220-920MHz + 1267B Mod. P.S.U.	£500.00
GENERAL RADIO 1209C Oscillator Unit 220-960MHz	£150.00
HEWLETT-PACKARD 608F 10MHz-455MHz A.M.	£500.00
HEWLETT-PACKARD 7700 6 Channel Thermal Recorder + Amp and Transducer in 19" Rack Cabinet on castors	£350.00
KENT Mk. III 6 Pt. Pen Recorder	£400.00
GOULD ADVANCE 260 "Brush" 6 pen Recorder	£1,200.00
MARCONI TF.1066B/6 10MHz-470MHz F.M.	£600.00
MARCONI TF.144/4 10KHz-72MHz AM/FM	£470.00
MARCONI TF.801D/1S 10MHz-470MHz A.M.	£200.00
MAXSON M.1241 UHF Power Oscillator 200MHz-2500MHz 40-10W O/P	£1,000.00
TEKTRONIX 190A Constant Amp. Genr. 350KHz-50MHz	£195.00


RECORDERS	
ADVANCE HR-100 X-Y Recorder	£100.00
BELL & HOWELL 5-124 17 Channel U/V Recorder + 7 Galvos	£800.00

MISCELLANEOUS	
General Electric 10KV. Winding Insulation Tester	£2,500.00
LEC Oven -50°C - +110°C	£800.00
ROTEK 146AG5 A.C. Voltage Standard	£350.00



MARTIN ASSOCIATES
34 Crown Street
Reading
Berks. RG1 2SE
Tel. Reading (0734) 51074

WW - 109 FOR FURTHER DETAILS



2810
3-1/2 Digit
Portable DMM
with 5% Accuracy

FEATURES: 3 1/2 digit easy to read LED display · 0.5% typical DC accuracy · Autozeroing · 100µV, .01Ω, 1mA resolution · 10 ohm range and control to zero lead resistance · Selectable High/Low-power ohms on four ranges · Fully overload protected.

£81 plus 8% V.A.T.

2830
New
3-1/2 Digit
Lab
DMM



FEATURES: Bright 3 1/2 digit LED display · 0.5% DC accuracy · 100µV, 100nA, .01Ω resolution · 100mV AC and DC ranges · Selectable high/low-power ohms · Autozeroing · Autopolarity · Completely overload protected · AC operation standard, DC power pack optional · Protected against RF interference · Built-in 10 amp current range.

£142 plus 8% V.A.T.

Three Of The Best From.....

BK PRECISION DYNASCAN CORPORATION

For details of the full range of Electronic Test Equipment:-
including *Capacitance Meters DMM'S Frequency Counters*
Scopes Power Supplies and Semi-Conductor Testers


Contact - Sole UK Distributors

RADIO SUPPLIES(Components)LTD.
P.O.BOX 27
39 WHITBY STREET, HARTLEPOOL
CLEVELAND. TELEPHONE: 0429-75750

820
New Portable Digital
Capacitance Meter

FEATURES: Measures capacitance to 1 Farad in 10 ranges · Resolves to 0.1pF on lowest range · 4 digit easy-to-ready LED display · 0.5% accuracy · Special lead insertion jacks and banana jacks · Fuse protected · Uses either rechargeable or disposable batteries · Overrange indication.

£68 plus 8% V.A.T.



WW - 008 FOR FURTHER DETAILS

More second user bargains from Carston

Top Quality Test Equipment at the keenest prices

	Prices from £
Acoustic	
BRUEL & KJAER	
2203 Precision sound level meter	400
2204 Precision sound level meter	475
1613 Octave filter set couples directly to 2203 & 2204	250
CEL	
112 LEQ meter-digital readout	575
Bridges	
CAMBRIDGE	
43379 Decade resistance bridge	75
MUIRHEAD	
D30A Wheatstone bridge test set	175
SULLIVAN	
T1098 Decade resistance bridge	190
WAYNE KERR	
B221 Universal bridge	180
B601Z RF bridge to 5 MHz	475
SR268 Source for B601Z	
Cable Test Equipment	
MARCONI	
TF2091 A/TF2092A White noise generator/receiver 300 channel system complete	550
STC	
74226B Telephone cable test set	350
Counter Timers	
HEWLETT PACKARD	
5253B Converter plug-in to 512 MHz	380
5263A Time interval plug-in	60
MARCONI	
TF2414A DC-40 MHz 7 digits	170
TF2422 Frequency divider to 300 MHz	50
RACAL	
9024 10 Hz-600 MHz 7 + 1 digits	325
9059 DC-560 MHz with battery pack	300
9835 DC-15 MHz 6 digits	175
9837 DC-80 MHz 6 digits	245
Function Generators	
HEWLETT PACKARD	
3300A 0.01 Hz-100 kHz sine, square triangular	150
3301 Auxiliary plug-in	
Insulation Testers	
EDGCUMBE	
Metrohm HI resistance test set	50
Logic Analysers	
HEWLETT PACKARD	
1601L Logic state analyser 12 channel display	1050
SPECTRUM DYNAMICS	
550 Universal programmer/verifier for ROMs	1550
Mains Monitors	
AMPROBE	
LAV2X Mains voltage recorder	45
LAV3X Mains voltage recorder	45
LAV4X As LAV3X with suppressed zero	50
GE	
FB31A Surge monitor records mains spikes + filter	85
RUSTRAK	
288 + CT Clamp-on AC recording ammeter	110
Microwave	
HEWLETT PACKARD	
423A Crystal detector	65
X382A Attenuator "X" band	220
788C Directional detector	145
Modulation Meters	
RADIOMETERS	
AFM1 AM/FM modulation meter	205
Oscilloscopes	
ADVANCE	
CS1000 DC-15 MHz dual trace	265

	Prices from £
Oscilloscopes	
HEWLETT PACKARD	
184A + 1801A + 1822A DC-50 MHz system, T.B. and amplifier included, storage facility (storage de-rated please ask for details)	650
PHILIPS	
PM3232 DC-10 MHz dual trace	375
TEKTRONIX	
453A DC-60 MHz dual trace	750
5103N/D15 + 5A18N + 5B12N Storage system 800 div/ms DC-2 MHz	595
7A13 DC-100 MHz differential comparator	350
7B70 Dual time base with 7B71 delayed sweep (for 7000 series)	275
TELEQUIPMENT	
D54 DC-10 MHz dual trace	275
Oscilloscope Probes - Current	
TEKTRONIX	
P6021 AC current probe to 20 MHz	220
Oscilloscope Probes - Voltage	
HEWLETT PACKARD	
1121A 500 MHz	90
TEKTRONIX	
P6032 Sampling probe kit	15
P6046 Differential probe DC-100 MHz	250
Oscilloscope Cameras	
HEWLETT PACKARD	
195A Pack film polaroid	285
198A Pack film polaroid	145
TEKTRONIX	
C30AR Roll film polaroid	130
C31A Roll film polaroid	135
Power Meters	
HEWLETT PACKARD	
432A/478A 10 MHz-10 GHz wideband with bolometer	350
Power Supplies	
DANA	
Battery Pack for use with 3800 series	5
HEWLETT PACKARD	
6265B DC stab. variable 40 V/3 A	195
6269B DC stab. variable 40 V/50 A	350
SYSTRON DONNER	
LNG 16-1016 V/10 A variable	95
Pressure & Displacement Transducers	
ELECTRO MECHANISMS	
LVD1 DC linear variable ±0.50 inches	25
Pulse Generators	
E. H. RESEARCH	
G710 5 V/50 Ω 30 Hz-50 MHz RT 5 ns	100
132AL 50 V/50 Ω 5 Hz-3 MHz RT 12 ns	175
LYONS INSTRUMENTS	
PG2E 10 V/50 Ω 1 Hz-16 MHz RT 10 ns	130
PG23 10 V/50 Ω 1 Hz-10 MHz RT 5 ns	135
SYSTRON DONNER	
101 10 V/50 Ω 10 Hz-10 MHz RT 5 ns	95
110B 10 V/50 Ω 5 Hz-50 MHz RT 4 ns	195
Recorders & Signal Conditioning Equipment	
BRUNO WOELKE	
ME102B Wow and flutter meter	120
ME102C Wow and flutter meter	150
BRUEL & KJAER	
2305B Stylus Recorder includes 50 db pot	650
HEWLETT PACKARD	
17502A Plug-in for 7100 series recorder temperature module	75

	Prices from £
Recorders & Signal Conditioning Equipment	
SE LABS	
3006DLT 12 channels UV 6 inch chart	450
A1000 Galvo 600 Hz 0.34 mA/cm	30
MICROMOVEMENTS	
M100 Galvo 60 Hz 2.5 μA/cm	25
M400 Galvo 300 Hz 50 μA/cm	25
M1000 Galvo 600 Hz 0.34 mA/cm	25
M1600 Galvo 1000 Hz 0.4 mA/cm	25
M8000 Galvo 5 kHz 15.5 mA/cm	25
SIEMENS	
Oscillostore 4 channel digital storage system with UV recorder	3300
KOMP III 2 pen potentiometric roll chart	575
Signal Sources & Generators	
HEWLETT PACKARD	
200CD 5 Hz-600 kHz O/P 10 V RMS	75
608E 10 MHz-480 MHz AM	410
0.1 μV-1 V O/P	
8693/100 3.7-8.3 GHz 5 mW, sweeper plug-in	525
LEVELL	
TG150DM 1.5 Hz-150 kHz 2.5 V	45
TEXSCAN	
VS40 1-300 MHz sweeper	450
VS80A 1-1000 MHz sweeper	650

	Prices from £
T.V. Test Equipment	
MARCONI	
TF2909 Gray scale generator	350
Temperature & Humidity	
AMPROBE	
T8650 Recording thermometer 12"/hr chart speed	50
COMARK	
1604BLU Analogue thermometer 0-100 °C	55
LEE-DICKENS	
HP5 Humidity probe	130
HUMIGUN Temp/humidity probe with meter	215
RAYTEK	
T1000 Infra-red thermoprobe	275
Voltmeters - Analogue	
BRADLEY	
CT471 C AC/DC/Ω current multimeter	350
HEWLETT PACKARD	
427A AC/DC/Ω multimeter	295
3406A 10 kHz-1.2 GHz	395
KEITHLEY	
610B Electrometer recorder O/P	330
LINSTEAD	
M2B DC/AC 10 Hz-500 kHz	50
MARCONI	
TF2603 AC voltmeter to 1.5 GHz	375
NORMA	
U-Function Dual channel peak/RMS meter	495
PHILIPS	
PM2454B AC voltmeter to 12 MHz	300
Voltmeters - Digital	
ADVANCE	
DMM3 1999 FSD AC/DC/Ω current	85
DANA	
5230 119999 FSD AC/DC	175
BOONTON	
93A 20 Hz-20 MHz true RMS	285
FLUKE	
8300A 119999 FSD DC only	150
8300A OP1 119999 AC/DC	185
HEWLETT PACKARD	
3474/2 9999 FSD AC/DC/Ω	215
SOLARTRON	
A200 19999 FSD DC only	200
A205 19999 FSD AC/DC/Ω	300
A215 199999 FSD AC/DC/Ω	475
LM1867 101999 FSD DC only	175
Wave Analysers	
HEWLETT PACKARD	
302A 20 Hz-50 kHz 75 db range	550
Redundant Test Equipment	
Why not turn your under-utilized test equipment into cash? Ring us and we'll make you an offer.	

Just Available

Acoustic

BRUEL & KJAER

1402 Random Noise Generator £375

4216 Artificial Mouth £40

Power Supplies

FARNELL

L30B 30V/1A Var. Power Supply £60

Scopes

DYNAMCO

7200/02/12 DC-15 MHz £295

HEWLETT PACKARD

1707B/20 DC-75 MHz £780

TEKTRONIX

551 True Dual Beam with 2 x CA Units and Trolley £525

TELEQUIPMENT

D83/V4/S2A DC-50 MHz £575

D75/V4/S2A DC-50 MHz Portable Style £550



Contact David Kennedy or Kathy Goodman

01-267 4257

Carston Electronics Limited,
Shirley House, 27 Camden Road,
London NW1 9NR. Telex: 23920

THE JAMES SCOTT INDUSTRIAL MICROWAVE RANGE OF EQUIPMENT

The James Scott range of Microwave equipment offers industrial users a greater choice of alternative systems in robust, industrial, cast aluminium housings, for a wide variety of applications. The range is made up of standard sub-assemblies which can be permuted to suit individual application requirements. Here are some suggested applications for these units.

TRAIN CONTROL SYSTEMS

PROCESS CONTROL SYSTEMS

SAFETY BARRIERS

INTRUDER ALARMS

ROAD VEHICLE SENSING SYSTEMS

INDUSTRIAL ALARM SYSTEMS

PROXIMITY ALARMS

SMALL OBJECT COUNTERS

POSITIONING SYSTEMS

PRESENCE/DETECTORS

VIBRATION SENSING SYSTEMS

LEVEL CONTROLLERS

DOOR OPENING SYSTEMS


Please write or telephone for further information and technical literature to

JAMES SCOTT
 (Electronic Engineering) Ltd
 CARNTYNE INDUSTRIAL ESTATE
 GLASGOW G32 6AB Tel: 041-778 4206 Telex 778286

WW - 015 FOR FURTHER DETAILS

FYLDE

TRANSDUCER and RECORDER AMPLIFIERS and SYSTEMS



reliable high performance & practical controls. individually powered modules—mains or dc option single cases and up to 17 modules in standard 19" crates small size—low weight—realistic prices.

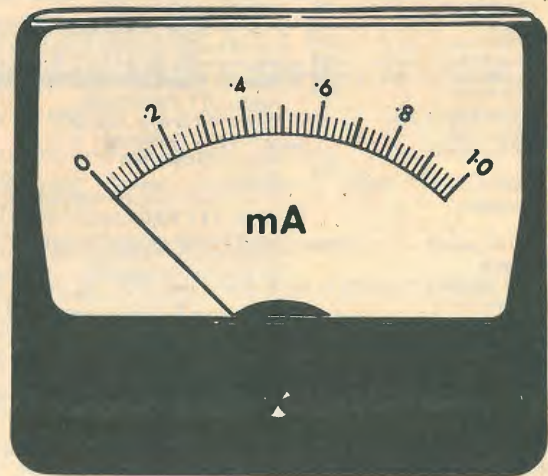
FYLDE

Fylde Electronic Laboratories Limited.

49/51 Fylde Road Preston PR1 2XQ
 Telephone 0772 57560

WW-052 FOR FURTHER DETAILS

METER PROBLEMS?



137 Standard Ranges in a variety of sizes and stylings available for 10-14 days delivery. Other Ranges and special scales can be made to order.

Full Information from:

HARRIS ELECTRONICS (London)

138 GRAYS INN ROAD, W.C.1 Phone: 01/837/7937

WW-023 FOR FURTHER DETAILS

MPU XTALS

OVER SEVENTY
STANDARD FREQUENCIES

TENS OF
THOUSANDS STOCKED

DELIVERY FREE
WORLD-WIDE



INTERFACE QUARTZ DEVICES LTD

29 Market Street, Crewkerne, Somerset TA18 7JU
Crewkerne (0460) 74433 Telex 46283 inface g

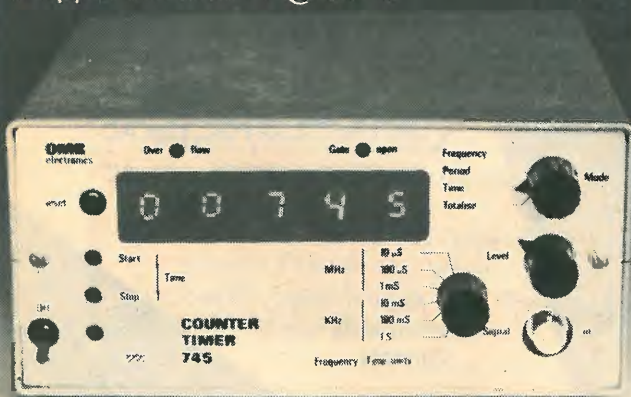
WW — 021 FOR FURTHER DETAILS

745 COUNTER TIMER

DC-32 MHz

FREQUENCY, PERIOD, TIME & TOTALISE

± 5ppm STABILITY @ 25°C



745 COUNTER TIMER £97 + £2.50 P&P

WW 094

Other products include:

- 643 Function Generator E105
- 643A Function Generator E89
- 631 Filter Oscillator E112
- 746 Autoranging Frequency Meter E75
- 615 Off Air Standard E81
- 35 Series Digital Panel Meters from E26

- WW 095
- WW 096
- WW 097
- WW 098
- WW 099
- WW 100

Delivery is normally ex-stock — telephone for confirmation
Prices exclude VAT and are correct at time of going to press, subject to change
without notice

OMB electronics, Riverside, Eynsford, Kent. Tel: 0322 863567

the Iso Tip Quick Charge- A Cordless Soldering Iron that recharges in 4 hours

**FASTEST
IN THE
WORLD**

**ISO TIP[®]
QUICK CHARGE
Soldering Iron**

- Solder heat in five seconds
- No wires to restrict use
- Completely recharges in only 4 hours!
- No need for earthing
- Capacity to solder up to 125 joints

This new rechargeable soldering iron from Greenwood brings added freedom to professional soldering. The Quick Charge recharges so fast that completely dead battery cells can be brought to full charge in about 4 hours — three times faster than before. In its stand the Quick Charge is, of course, being continually charged. A wide range of tips and now also a P.C. Drill attachment make this the most 'versatile' professional soldering iron available.



Illustration actual size.

Greenwood Electronics

Greenwood Electronics, Portman Road, Reading, RG3 1NE
Telephone: 0734-595844. Telex: 848659

WW — 011 FOR FURTHER DETAILS

MHz electronics

2111 WEST CAMELBACK SUITE B PHOENIX, ARIZONA USA (602) 242-3037

R F Transistors

Type	Price	Type	Price	Type	Price
2N1561	\$15.00	2N5637	\$20.70	HEPS3006	\$19.90
2N1562	15.00	2N5641	4.60	HEPS3007	24.95
2N1692	15.00	2N5643	20.70	HEPS3010	11.34
2N1693	15.00	2N5764	27.00	HEPS5026	2.56
2N2857JAN	2.45	2N5862	50.00	MMCM918	1.00
2N2876	12.35	2N5913	3.25	MMT72	.61
2N2880	25.00	2N5922	10.00	MMT74	.94
2N2927	7.00	2N5942	49.50	MMT2857	1.43
2N2947	17.25	2N5943	1.75	MMT3960A	6.25
2N2948	15.50	2N5944	7.50	PT4186B	3.00
2N2949	3.90	2N5945	10.90	PT4571A	1.50
2N2950	5.00	2N5946	13.20	PT8659	10.72
2N3287	4.30	2N6080	5.45	PT9784	24.30
2N3300	1.05	2N6081	8.60	PT9790	41.70
2N3302	1.05	2N6082	9.90	PT9847	26.40
2N3307	10.50	2N6083	11.80	J04030	15.60
2N3309	3.90	2N6084	13.20	40281	10.90
2N3375	7.00	2N6094	5.75	40282	11.90
2N3553	1.80	2N6095	10.35	40290	2.48
2N3818	6.00	2N6096	19.35	TA7994	50.00
2N3824	3.20	2N6097	28.00		
2N3866	1.09	2N6136	18.70	FET,s	
2N3866JAN	4.14	2N6166	36.80	40673	1.39 or 10/10.00
2N3866JANTX	4.85	2N6439	43.45	3N128	1.35 or 10/10.00
2N3924	4.00	MM1500	32.20	2N5248	.60 or 10/ 4.50
2N3925	6.00	MM1550	10.00	MMF102	.45 or 10/ 3.50
2N3927	11.50	MM1552	50.00	MEM631	.63 or 10/ 5.30
2N3950	26.25	MM1553	56.50		
2N3961	6.60	MM1601	5.50	TERMS :	
2N4072	1.70	MM1602	7.50	All CHECKS and MONEY ORDERS ARE	
2N4073	2.00	MM1607	8.65	IN US FUNDS !!!	
2N4135	2.00	MM1620	17.50	ALL ORDERS SENT AIRMAIL DAY	
2N4427	1.24	MM1661	15.00	Please Include \$2.50 Minimum for	
2N4430	20.00	MM1669	17.50	postage.	
2N4440	8.60	MM1943	3.00	ALL PRICES IN US DOLLARS.	
2N4937	6.30	MM2605	3.00	ALL PARTS PRIME/GUARANTEED.	
2N4958	4.35	MM2608	5.00	BANK AMERICARD/VISA/MASTERCARD	
2N4959	2.12	MM8002	2.05	Your Number;	
2N4976	19.00	MM8006	2.12	Exp. Date	
2N5070	13.80	MRF245	31.05	Your Signature	
2N5090	6.90	MRF304	43.45		
2N5108	3.90	MRF501	.49	IC,s	
2N5109	1.55	MRF504	6.95	MC1550G	1.50
2N5160	3.34	MRF509	4.90	MC1590G	6.50
2N5177	20.00	MRF511	8.60	MC4024P	3.27
2N5179	.68	MRF646	20.70	TMS4024	10.00
2N5184	2.00	MRF5177	20.70		
2N5216	47.50	MRFB004	1.90		
2N5589	4.60	HEP76/S3014	4.95		
2N5590	6.30	HEPS3002	11.30		
2N5591	10.35	HEPS3003	29.88		
		HEPS3005	9.55		

MHz Electronics Kits :

Kit # 1
 Motorola MC14410CP CMOS Tone Generator.
 CMOS Tone Generator uses 1 MHz crystal to produce standard dual frequency dialing signal. Directly compatible with 12 key Chomeric Touch Tone Pads. Kit includes the following:
 1 Motorola MC14410CP Chip
 1 1 MHz Crystal
 1 PC Board
 And all other parts for assembly. **NOW ONLY \$15.70**

Kit # 2
 Fairchild 95H90DC Prescaler 350MHz.
 95H90DC Prescaler divides by 10 to 350 MHz. This kit will take any 35MHz Counter to 350 MHz. Kit includes the following:
 1 Fairchild 95H90DC Chip
 1 2N5179 Transistor
 2 UG-88/U BNC Connectors
 1 PC Board
 And all other parts for assembly. **Now Only \$19.95**

Kit # 3
 Fairchild 11C90DC Prescaler 650MHz.
 11C90DC Prescaler divides by 10/100 to 650 MHz. This counter will take any 65 MHz Counter to 650MHz. or with a 82S90 it will take a 6.5 MHz Counter to 650MHz. Kit includes the following:
 1 Fairchild 11C90DC Chip
 1 2N5179 Transistor
 2 UG-88/U BNC Connectors
 1 LM/MC7805 Voltage Regulator
 1 50volt Lamp Bridge
 1 LED Indicator
 1 PC Board
 And all other parts for assembly. **Now Only \$29.95**

FAIRCHILD VHF and UHF Prescaler Chips

95H90DC	350MHz Prescaler Divide by 10/11	\$ 8.95
95H91DC	350MHz Prescaler Divide By 5/6	8.95
11C90DC	650MHz Prescaler Divide by 10/11	15.95
11C91DC	650MHz Prescaler Divide By 5/6	15.95
11C83DC	1GHz Divide by 248/256 Prescaler	29.90
11C70DC	600MHz Flip/Flop with reset	12.30
11C58DC	ECL VCM	4.53
11C44DC	Phase Frequency Detector (MC4044P/L)	3.82
11C24DC	Dual TTL VCM (MC4024P/L)	3.82
11C06DC	UHF Prescaler 750MHz D Type Flip/Flop	12.30
11C05DC	1GHz Counter Divide by 4	74.35
11C01FC	High Speed Dual 5-4 Input NO/NOR Gate	15.40

Crystal Filters, Tyco 001-19880 same as 2194F
 10.7MHz Narrow Band Crystal Filter
 3 db bandwidth 15khz minimum 20 db bandwidth 60khz minimum 40 db bandwidth 150khz minimum
 Ultimate 50 db : Insertion loss 1.0db Max. Ripple 1.0db Max. Ct. 0+ - 5pf. Rr. 3600 Ohms.
Now Only \$ 5.95


WW - 043 FOR FURTHER DETAILS

HARMSWORTH

FASTENERS FOR ELECTRONICS
FASTEX



HOLE PLUGS



SELF-ADHESIVE CABLE CLIPS




DRIVE FASTENERS



WIRE TIES



PLASTIC GROMMETS



CABLE STRAPS



PLASTIC RIVETS



NEON LENS CLIPS



P.C. BOARD STAND-OFFS

One piece mouldings made from thermoplastic materials for mechanical strength, high electrical and vibration resistance. Fast to install. Reduced in-place costs. Leaflets on request.


HARMSWORTH, TOWNLEY & CO. LTD.
 HAREHILL TODMORDEN LANCS OL14 5JY
 Phone TODMORDEN 2601 (STD 070-681 2601)

PRODUCTION TESTING

DEVELOPMENT

SERVICING

POWER UNITS
 Now available with
3 OUTPUTS



Type 250VRU/30/25

OUTPUT 1: 0-30v, 25A DC
 OUTPUT 2: 0-70v, 10A AC
 OUTPUT 3: 0-250v, 4A AC


ALL
 Continuously
 Variable

Valradio

VALRADIO LIMITED, BROWELLS LANE, FELTHAM
 MIDDLESEX TW13 7EN
 Telephone: 01-890 4242/4837

WW - 047 FOR FURTHER DETAILS

The Bang&Olufsen Wow/Flutter meter WM 2 is more sensitive and has a greater frequency range than the normal meter.

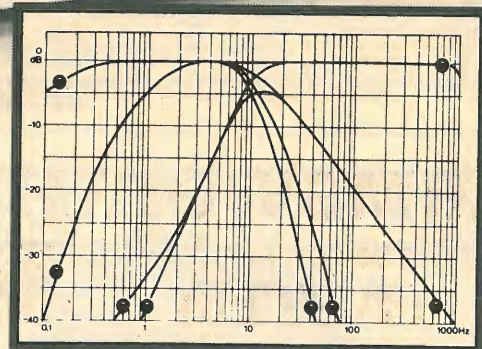


Like our other instruments, the Wow/Flutter meter WM 2 is electronically highly advanced, developed from our many years of experience.

The instrument is a combined Wow/Flutter and drift meter with reference to DIN 45.507, IEC 386, CCIR 409, IEEE 193 and ANSI S4.3. Suitable for the measuring on all professional equipment.

The B&O Wow/Flutter meter has the following advantages:

- easy to read, e.g. light indicates on the display which curve is measured
- sure, precise reading
- extreme sensitivity (Input 10 times smaller than the normal)
- extended frequency range (3 times greater than the normal)
- simple push button operation
- modulation meter



Measurement range

Wow/Flutter: 0.03%-3.16%
Drift: 0.316%-10%
Frequency range: 0.15-1000 Hz

Input

Voltage: 0.3 mV-10 V
Impedance: 47 kΩ/470 kΩ

Analog-output

Voltage: 1 V
Impedance: 1 kΩ

Crystal directed reference oscillator (3.15 kHz)

If you would like further details please ask for our special brochure.

Bang&Olufsen

Bang & Olufsen UK Limited, Eastbrook Road, Gloucester GL4 7DE.

WW - 067 FOR FURTHER DETAILS

ASTRA-PAK

92 GODSTONE ROAD, WHYTELEAF, SURREY CR3 0EB

GRAND SALE

All prices include VAT. Add 25p for P & P (Extra for overseas). Send SAE for complete Special Offers list. Where more than one price appears, overall quantity prices apply to groups of devices of the same type (74 and 74LS are not mixed).

7400 SERIES		74LS00 SERIES		7400 SERIES		74LS00 SERIES		7400 SERIES		74LS00 SERIES		CMOS		CMOS		CMOS		CMOS		CMOS		CMOS																																																																																																																																																																																																																																																																																																																																																																																																																																																																																																																																																																																																																																																																																																																																																																																																																																																																																																																																																																																																																																																																																																																																																																																																																																																																																																																																																																																																
1+	25+	100+	1+	25+	100+	1+	25+	100+	1+	25+	100+	1+	25+	100+	1+	25+	100+	1+	25+	100+	1+	25+	100+																																																																																																																																																																																																																																																																																																																																																																																																																																																																																																																																																																																																																																																																																																																																																																																																																																																																																																																																																																																																																																																																																																																																																																																																																																																																																																																																																																																															
7400	.08	.075	07	.155	.14	.13	7490	.30	.28	.26	74167	2.20	2.05	1.95	4000	.13	.11	.10	4072	.14	.13	.12	4554	.90	.78	.68	4555	.75	.62	.56	4556	.75	.62	.56	4557	3.20	2.80	2.40	4558	.90	.80	.72	4559	3.00	2.50	2.20	4560	1.45	1.20	1.05	4561	.82	.55	.50	4562	4.20	3.60	3.25	4563	.80	.68	.60	4564	1.70	1.50	1.38	4565	1.37	1.15	1.05	4566	4.20	3.65	3.40	4567	1.98	1.67	1.40	4568	.82	.74	.68	4569	.80	.70	.62	4570	1.30	1.10	1.00	4571	.50	.45	.40	4572	.50	.45	.40	4573	.50	.45	.40	4574	.50	.45	.40	4575	.50	.45	.40	4576	.50	.45	.40	4577	.50	.45	.40	4578	.50	.45	.40	4579	.50	.45	.40	4580	.50	.45	.40	4581	.50	.45	.40	4582	.50	.45	.40	4583	.50	.45	.40	4584	.50	.45	.40	4585	.50	.45	.40	4586	.50	.45	.40	4587	.50	.45	.40	4588	.50	.45	.40	4589	.50	.45	.40	4590	.50	.45	.40	4591	.50	.45	.40	4592	.50	.45	.40	4593	.50	.45	.40	4594	.50	.45	.40	4595	.50	.45	.40	4596	.50	.45	.40	4597	.50	.45	.40	4598	.50	.45	.40	4599	.50	.45	.40	4600	.50	.45	.40	4601	.50	.45	.40	4602	.50	.45	.40	4603	.50	.45	.40	4604	.50	.45	.40	4605	.50	.45	.40	4606	.50	.45	.40	4607	.50	.45	.40	4608	.50	.45	.40	4609	.50	.45	.40	4610	.50	.45	.40	4611	.50	.45	.40	4612	.50	.45	.40	4613	.50	.45	.40	4614	.50	.45	.40	4615	.50	.45	.40	4616	.50	.45	.40	4617	.50	.45	.40	4618	.50	.45	.40	4619	.50	.45	.40	4620	.50	.45	.40	4621	.50	.45	.40	4622	.50	.45	.40	4623	.50	.45	.40	4624	.50	.45	.40	4625	.50	.45	.40	4626	.50	.45	.40	4627	.50	.45	.40	4628	.50	.45	.40	4629	.50	.45	.40	4630	.50	.45	.40	4631	.50	.45	.40	4632	.50	.45	.40	4633	.50	.45	.40	4634	.50	.45	.40	4635	.50	.45	.40	4636	.50	.45	.40	4637	.50	.45	.40	4638	.50	.45	.40	4639	.50	.45	.40	4640	.50	.45	.40	4641	.50	.45	.40	4642	.50	.45	.40	4643	.50	.45	.40	4644	.50	.45	.40	4645	.50	.45	.40	4646	.50	.45	.40	4647	.50	.45	.40	4648	.50	.45	.40	4649	.50	.45	.40	4650	.50	.45	.40	4651	.50	.45	.40	4652	.50	.45	.40	4653	.50	.45	.40	4654	.50	.45	.40	4655	.50	.45	.40	4656	.50	.45	.40	4657	.50	.45	.40	4658	.50	.45	.40	4659	.50	.45	.40	4660	.50	.45	.40	4661	.50	.45	.40	4662	.50	.45	.40	4663	.50	.45	.40	4664	.50	.45	.40	4665	.50	.45	.40	4666	.50	.45	.40	4667	.50	.45	.40	4668	.50	.45	.40	4669	.50	.45	.40	4670	.50	.45	.40	4671	.50	.45	.40	4672	.50	.45	.40	4673	.50	.45	.40	4674	.50	.45	.40	4675	.50	.45	.40	4676	.50	.45	.40	4677	.50	.45	.40	4678	.50	.45	.40	4679	.50	.45	.40	4680	.50	.45	.40	4681	.50	.45	.40	4682	.50	.45	.40	4683	.50	.45	.40	4684	.50	.45	.40	4685	.50	.45	.40	4686	.50	.45	.40	4687	.50	.45	.40	4688	.50	.45	.40	4689	.50	.45	.40	4690	.50	.45	.40	4691	.50	.45	.40	4692	.50	.45	.40	4693	.50	.45	.40	4694	.50	.45	.40	4695	.50	.45	.40	4696	.50	.45	.40	4697	.50	.45	.40	4698	.50	.45	.40	4699	.50	.45	.40	4700	.50	.45	.40	4701	.50	.45	.40	4702	.50	.45	.40	4703	.50	.45	.40	4704	.50	.45	.40	4705	.50	.45	.40	4706	.50	.45	.40	4707	.50	.45	.40	4708	.50	.45	.40	4709	.50	.45	.40	4710	.50	.45	.40	4711	.50	.45	.40	4712	.50	.45	.40	4713	.50	.45	.40	4714	.50	.45	.40	4715	.50	.45	.40	4716	.50	.45	.40	4717	.50	.45	.40	4718	.50	.45	.40	4719	.50	.45	.40	4720	.50	.45	.40	4721	.50	.45	.40	4722	.50	.45	.40	4723	.50	.45	.40	4724	.50	.45	.40	4725	.50	.45	.40	4726	.50	.45	.40	4727	.50	.45	.40	4728	.50	.45	.40	4729	.50	.45	.40	4730	.50	.45	.40	4731	.50	.45	.40	4732	.50	.45	.40	4733	.50	.45	.40	4734	.50	.45	.40	4735	.50	.45	.40	4736	.50	.45	.40	4737	.50	.45	.40	4738	.50	.45	.40	4739	.50	.45	.40	4740	.50	.45	.40	4741	.50	.45	.40	4742	.50	.45	.40	4743	.50	.45	.40	4744	.50	.45	.40	4745	.50	.45	.40	4746	.50	.45	.40	4747	.50	.45	.40	4748	.50	.45	.40	4749	.50	.45	.40	4750	.50	.45	.40	4751	.50	.45	.40	4752	.50	.45	.40	4753	.50	.45	.40	4754	.50	.45	.40	4755	.50	.45	.40	4756	.50	.45	.40	4757	.50	.45	.40	4758	.50	.45	.40	4759	.50	.45	.40	4760	.50	.45	.40	4761	.50	.45	.40	4762	.50	.45	.40	4763	.50	.45	.40	4764	.50	.45	.40	4765	.50	.45	.40	4766	.50	.45	.40	4767	.50	.45	.40	4768	.50	.45	.40	4769	.50	.45	.40	4770	.50	.45	.40	4771	.50	.45	.40	4772	.50	.45	.40	4773	.50	.45	.40	4774	.50	.45	.40	4775	.50	.45	.40	4776	.50	.45	.40	4777	.50	.45	.40	4778	.50	.45	.40	4779	.50	.45	.40	4780	.50	.45	.40	4781	.50	.45	.40	4782	.50	.45	.40	4783	.50	.45	.40	4784	.50	.45	.40	4785	.50	.45	.40	4786	.50	.45	.40	4787	.50	.45	.40	4788	.50	.45	.40	4789	.50	.45	.40	4790	.50	.45	.40	4791	.50	.45	.40	4792	.50	.45	.40	4793	.50	.45	.40	4794	.50	.45	.40	4795	.50	.45	.40	4796	.50	.45	.40	4797	.50	.45	.40	4798	.50	.45	.40	4799	.50	.45	.40	4800	.50	.45	.40	4801	.50	.45	.40	4802	.50	.45	.40	4803	.50	.45	.40	4804	.50	.45	.40	4805	.50	.45	.40	4806	.50	.45	.40	4807	.50	.45	.40	4808	.50	.45	.40	4809	.50	.45	.40	4810	.50	.45	.40	4811	.50	.45	.40	4812	.50	.45	.40	4813	.50	.45	.40	4814	.50	.45	.40	4815	.50	.45	.40	4816	.50	.45	.40	4817	.50	.45	.40	4818	.50	.45	.40	4819	.50	.45	.40	4820	.50	.45	.40	4821	.50	.45	.40	4822	.50	.45	.40	4823	.50	.45	.40	4824	.50	.45	.40	4825	.50	.45	.40	4826	.50	.45	.40	4827	.50	.45	.40	4828	.50	.45	.40	4829	.50	.45	.40	4830	.50	.45	.40	4831	.50	.45	.40	4832	.50	.45	.40	4833	.50	.45	.40	4834	.50	.45	.40	4835	.50	.45	.40	4836	.50	.45	.40	4837	.50	.45	.40	4838	.50	.45	.40	4839	.50	.45	.40	4840	.50	.45	.40	4841	.50	.45	.40	4842	.50	.45	.40	4843	.50	.45	.40	4844	.50	.45	.40	4845	.50	.45	.40	4846	.50	.45	.40	4847	.50	.45	.40	4848	.50	.45	.40	4849	.50	.45	.40	4850	.50	.45	.40	4851	.50	.45	.40	4852	.50	.45	.40	4853	.50	.45	.40	4854	.50	.45	.40	4855	.50	.45	.40	4856	.50	.45	.40	4857	.50	.45	.40	4858	.50	.45	.40	4859	.50	.45	.40	4860	.50	.45	.40	4861	.50	.45	.40	4862	.50	.45	.40	4863	.50	.45	.40	4864	.50	.45	.40	4865	.50	.45	.40	4866	.50	.45	.40	4867	.50	.45	.40	4868	.50	.45	.40	4869	.50	.45	.40	4870	.50	.45	.40	4871	.50	.45	.40	4872	.50	.45	.40	4873	.50	.45	.40	4874	.50	.45	.40	4875	.50	.45	.40	4876	.50	.45	.40	4877	.50	.45	.40	4878	.50	.45	.40	4879	.50	.45	.40	4880	.50	.45	.40	4881	.50	.45	.40	4882	.50	.45	.40	4883	.50	.45	.40	4884	.50	.45	.40	4885	.50	.45	.40	4886	.50	.45	.40	4887	.50	.45	.40	4888	.50	.45	.40	4889	.50	.45	.4

ELECTRONIC EQUIPMENT CO.

SPRINGFIELD HOUSE
TYSSEN STREET LONDON E8 2ND
TEL. 01-249 5217 TELEX: 8953906

ELECTROLYTICS

(12½% VAT)		Per 100	Per 100
1/10v Axial	£1.85	22/35v Radial	£2.25
4.7/10v Axial	£1.85	100/35v Radial	£2.60
22/10v Radial	£1.85	47/40v Axial	£2.35
100/10v Radial	£2.00	100/40v Axial	£2.75
5/15v Axial	£1.85	470/40v Axial	£4.50
1/16v Axial	£2.00	1/63v Axial	£2.20
4.7/16v Axial	£2.00	2.2/63v Radial	£2.50
47/16v Radial	£2.20	6.8/160v Axial	£2.00
100/16v Axial	£2.40	SINGLE ENDED	
33/40v Axial	£2.35	4700/25v	£30.00
100/25v Axial	£2.50	4700/40v	£35.00
100/25v Radial	£2.50	500+500/25v	£12.50
220/25v Axial	£3.25	8+8/450v	£12.50

POLYESTERS

(12½% VAT)		Per 100	Per 100
Minibox			
Type Radial			
0.15/63v	£2.10	0.022/250v	£1.80
0.22/63v	£2.40	0.047/250v	£2.00
0.47/63v	£3.10	0.01/400v	£1.80
0.68/63v	£3.50	0.015/400v	£1.80

C280 (Metallised Radial)

0.022/250v	£1.70	1.0/250v	£3.50
0.15/250v	£1.80	0.01/400v	£1.70
0.33/250v	£2.00	0.1/400v	£1.85

C296 (Axial)

0.01/160v	£1.50	0.022/400v	£1.75
0.022/160v	£1.50	0.033/400v	£1.75
0.033/160v	£1.50	0.068/400v	£1.80
0.047/160v	£1.65	0.15/400v	£2.00
0.1/160v	£1.75	0.22/400v	£2.20
0.0047/400v	£1.50	0.33/400v	£2.20

CARBON FILM RESISTORS (12½% VAT)

¼w 5% E12 & E24 Valves	£4.50 per 1,000
½w 5% E12 & E24 Valves	
½w 5% E12 & E24 Valves	

WIREWOUND RESISTORS (8% VAT)

6w cement coated 3R-6K8	£5 per 100
9w cement coated 2R2-18K	£6 per 100

ZENERS, ETC. (12½% VAT)

500mw 9.1v, 15v, 20v, all	£2.75 per 100
1w 15v	£4.50 per 100
TDA 1412 (12v pos Volt reg.)	35p ea.
BC 256A 6p each. BSY 78	15p ea.
TAA 320A 20p ea. SN76115N	50p ea.
Thermistor VA1098	6p ea.

SWITCHES (8% VAT)

Miniature V3 Microswitch N/O	12p ea.
Miniature V3 Microswitch changeover	15p ea.
Lorlin Rotary Switch 3-pole 4-way	20p ea.
Submin. toggleswitch S.P. Biased	17p ea.
Standard toggleswitch S.P.S.T.	17p ea.
Latching P.B. Switch 4-gang 3-pole	32p ea.
As above 6-gang 3-pole	45p ea.

SLIDER CONTROLS (12½% VAT)

Plastic cased 60mm track P.C. tags.	15p ea.
Single or dual gang	
Values: 1k log dual, 10k 1in dual, 22kbal, 47k log single, 100kln dual, 100k log dual 220k 1in dual, 250k log single.	

Beckman Wirewound Helitrim Pots type 82PR200 TO5 Case 0.5 watt. Range 10R-1M

	75p ea. (8%)
Bercostat 25 watt 10 ohm	£1.75 ea. (8%)
5 Pin DIN Socket 180° Push-fit	£6.50 per 100
Belling In-line (car radio) Fuseholder	£5 per 100

CHASSIS SPEAKERS (12½% VAT)

Philips 2¼" tweeter Bohm 6w	75p ea.
Goodmans 3" tweeter Bohm	95p ea.
Peerless 5" Midrange Bohm	£1.75 ea.
Philips 6" G.P. 8ohm 6w	£1.25 ea.
ITT 6½" G.P. 8ohm 10w	£1.90 ea.

CABLES (8% VAT)

Single connecting wire 7/02mm	£4.95 per 500m
Colours: Brown, Green, Grey, Blue, Pink.	
Single lapped screened 7/02mm	£4.00 per 100m

Colours: Black, Red, Green, Yellow, Blue.
A selection of various cables and flexes always in stock.

ELECTRO-MECHANICAL (8% VAT)

Solenoid 220v A.C. 4lb. pull.	85p ea.
Transformer 240-9v	60p ea.
Min. Circuit breakers pushbutton reset, 250v, 2.5A, 4A, 8A	30p ea.
Clock/timer motors 240v 1 R.P.H.	25p ea.
Shaded pole motors 240v various from	50p ea.
A selection of various f.h.p. and geared motors	always in stock.

SPECIAL OFFERS

Rotary pots. Single gang. Shaft size ¼" x ⅝". Values 47k, 50k, 470k **£17 per 100**
Miniature rotary pot 4k7 with switch **£12.50 per 100**

Single ended Electrolytics

4700uf/25v P.C. Tags	£250 per 1,000
4700uf/40v P.C. Tags	£300 per 1,000
2200uf/40v (4 P.C. Tags)	£165 per 1,000

Carbon film resistors 5% tol.

Min. 5,000 any mix at	£3.50 per 1,000
OR 10,000 any mix at	£3.00 per 1,000

Following values only:

¼w: 68R, 150R, 220R, 560R, 1K2, 30K, 47K, 680K, 820K.
½w: 150R, 8K2, 27K, 560K.
1w: 10R, 39R, 180R, 270R, 3K9, 15K, 22K, 68K, 100K, 220K, 1M.

MINIMUM ORDER VALUE £5. TERMS C.W.O. PLEASE ADD VAT AT APPROPRIATE RATE. POSTAGE ADD 50p PER ORDER, EXCEPT STARRED ITEMS WHICH ARE CHARGED AT COST. EXPORT ENQUIRIES AND PERSONAL CALLERS WELCOMED. 24-HOUR TELEPHONE ANSWERING SERVICE.



WW — 054 FOR FURTHER DETAILS

The Polar capacity

Wingrove & Rogers have now expanded their operations to include four distinct divisions within the Company. Write or phone for further detailed information and samples.



Wingrove & Rogers Ltd.
Domville Road
Liverpool L13 4AT
Tel: 051-220 4641
Telex: Chacom Liverpool
627110 for Winrog



WW — 051 FOR FURTHER DETAILS

OSTS
CD4000 CMOS

Since AMBIT introduced the "One Stop Technology Shop" to our service, we have been pleased to see just how many users of electronic components appreciate our guarantee to supply goods only from BS9000 approved sources. More than ever, professional and amateur electronics engineers cannot afford to waste time on anything less than perfect pedigree products.

SEE THE AMBIT AD TOO!

Micromarket SLASHED TTL: Standard AND LP Schottky

4000	17p	4059	563p	4522	149p
4001	17p	4060	115p	4527	107p
4002	17p	4063	109p	4528	102p
4006	109p	4065	53p	4530	90p
4007	15p	4067	400p	4530	90p
4008	80p	4068	25p	4531	141p
4009	58p	4069	20p	4532	125p
4010	58p	4070	20p	4534	614p
4011	17p	4071	20p	4536	380p
4012	17p	4072	20p	4538	150p
4013	55p	4073	20p	4539	141p
4016	52p	4074	20p	4541	141p
4017	50p	4076	90p	4543	174p
4018	80p	4077	20p	4549	399p
4019	60p	4078	20p	4553	440p
4020	93p	4081	20p	4554	153p
4021	82p	4082	20p	4556	77p
4022	90p	4085	83p	4557	386p
4023	17p	4086	82p	4558	117p
4027	76p	4089	150p	4559	388p
4025	17p	4093	50p	4560	218p
4026	180p	4094	190p	4561	65p
4027	55p	4096	105p	4562	530p
4028	72p	4097	372p	4566	159p
4029	100p	4098	110p	4568	281p
4030	58p	4099	122p	4569	303p
4031	250p	4160	90p	4572	25p
4032	100p	4161	90p	4580	600p
4033	145p	4162	90p	4581	319p
4034	200p	4163	90p	4582	164p
4035	120p	4174	104p	4583	84p
4036	250p	4175	95p	4584	63p
4037	100p	4194	95p	4585	100p
4038	105p	4501	22p		
4039	250p	4502	91p		
4040	83p	4503	69p		
4041	90p	4506	51p		
4042	85p	4507	55p		
4043	85p	4508	248p		
4044	80p	4510	99p		
4045	150p	4511	149p		
4046	130p	4512	98p		
4047	99p	4513	206p		
4048	60p	4514	260p		
4049	55p	4515	300p		
4050	55p	4516	125p		
4051	65p	4517	382p		
4052	65p	4518	103p		
4053	65p	4519	57p		
4054	120p	4520	109p		
4055	135p	4521	236p		

6800 series			8216	1.95	2114	£10	7400	13	20	7455	35	24	74126	57	44	74185	134		74377	124	
			8224	3.50	2708	£10.55	7401	13	20	7460	17		74128	74		74188	275		74378	93	
6800P	£6.50		8228	4.78			7402	14	20	7463			74132	73	28	74190	115	92	74379	130	
6820P	£6		8251	6.25	Development				7403	14	20	7470	28		74133	79	74191	105	180	74386	37
6850P	2.75		8255	5.40	MEK6800 £220				7404	14	24	7472	28		74136	40	74192	105	180	74390	140
6810P	£4				MEMORIES				7405	18	26	7473	32		74138	60	74193	105	180	74395	139
6852	3.65				AMI, Signetics,				7406	38		7474	27	38	74139	60	74194	105	187	74396	133
			8080 series	2102	£1.70			7407	38		7475	38	40	74141	56	74195	95	137	74398	180	
			8080	2112	£3.40			7408	17	24	7476	37		74142	265	74196	99	110	74399	150	
			8080	2112	£3.40			7409	17	24	7477			74143	312	74197	85	110	74445	92	
			8212	2.30	£7.54			7410	15	24	7480	48		74144	312	74198	150		74447	90	
					£5.78			7411	20	24	7481	86		74145	65	74199	160		74490	140	

Voltage Regs

NEW LOW PRICES	
7800 series UC TO220 package 1A	all 95p
7900 series UC TO220 package 1A	all £1
78MUC series TO220 package 1/4A	all 90p
78LCP series TO92 100mA	all 35p
L200 up to 3A/adjustable V&A 195p	
78MGT2C 1/2amp adjustable volts	175p
79MGT2C 1/2amp adjustable volts	175p
723C precision controller	65p
MAINS FILTERS FOR NOISE/RFI etc	
1 amp in 1EC connector	£4.83
5 amp in 'wire in' case	£3.87
NE550A	73p

LINEARS non-consumer

BIMOS			
CA3130E	84p	LM339N	66p
CA3130T	90p	LM348N	186p
CA3140E	35p	LM3900N	60p
CA3140T	72p	709HC to5	64p
CA3160E	90p	709PC dit	36p
CA3160T	99p	710HC to5	65p
		710PC dit	59p
Op amps			
LM301AT	67p	723CN	65p
LM301AN	30p	741CH to5	66p
LM301B	121p	741CN Bdit	27p
LM308N	97p	747CN	70p
LM318H	279p	748CN	36p
LM318N	279p	NES31T	120p
		NES31N	105p

OPTO 7 seg displays

0.43" High Efficiency HP:		
5082: 7650 red CA]147p	
5082: 7653 red CC		
5082: 7660 yellow CA		
5082: 7663 yellow CC		
5082: 7670 green CA		
5082: 7673 green CC		
723CN dit		
710PC dit		
0.3" Standard HP:		
5082: 7730 red CA]147p	
5082: 7740 red CC		
0.5" Fairchild		
FND500 red CC		150p
FND507 red CA	150p	

N'	LSN'	N'	LSN'	N'	LSN'	N'	LSN'	LSN'					
7401	13	20	7455	35	24	74126	57	44	74185	134		74377	124
7402	14	20	7460	17		74128	74		74188	275		74378	93
7403	14	20	7470	28		74132	73	28	74190	115	92	74379	130
7404	14	24	7472	28		74133	79	74191	105	180		74386	37
7405	18	26	7473	32		74136	40	74192	105	180		74390	140
7406	38		7474	27	38	74138	60	74193	105	180		74395	139
7407	38		7475	38	40	74139	60	74194	105	187		74396	133
7408	17	24	7476	37		74141	56	74195	95	137		74398	180
7409	17	24	7477			74142	265	74196	99	110		74399	150
7410	15	24	7480	48		74143	312	74197	85	110		74445	92
7411	20	24	7481	86		74144	312	74198	150			74447	90
7412	17	24	7482	69		74145	65	74199	160			74490	140
7413	30	52	7483A			74147	175	74248		90		74668	110
7414	51	130	7484	97		74148	99	74249		93		74670	249
7415	24	7485	104	99		74150	99	74251		90		MISCELLANY	
7416	30	7486	205	40		74151	64	84	74151	64	84	74253	105
7417	30	7489	205	40		74153	64	54	74257	108		NE555	30p
7420	16	24	7490	33	90	74154	96		74258	153		NE556	78p
7421	29	24	7491	76	110	74155	54	110	74259	420		NE558	180p
7422	24	24	7492	38	78	74156	80	110	74260	153		ICM7217	950p
7423	27	7493	32	99	74157	67	55	74261	353		ICM7208	1495p	
7425	27	7494	78		74158	60	60	74266	40		ICL7106CP		
7426	36	27	7495A	65	99	74159	210		74273	124		LCD DVM IC	
7427	27	29	7496	58	120	74160	82	130	74275	312		LCD DVM KIT	95p
7428	35	32	7497	185		74161	92	78	74279	52		LCD DVM KIT	2480p
7430	17	24	74100	119		74162	92	130	74283	120		3 1/2 digit LCD	
7432	25	24	74104	63		74163	92	78	74290	90		display	1150p
7433	40	32	74105	62		74164	104		74293	120		ICL7107 LED	
7437	40	24	74107	32	38	74165	105		74295	120		DVM kit	2065p
7438	33	24	74109	63	38	74166	104		74298	100		ICM7216 - 8 digit	
7440	17	24	74110	54		74167	20		74324	157		10MHz DFM/	
7441	74		74111	68		74168		200	74325	242		timer	£19.82
7442	70	99	74112	88		74169	60	200	74326	247		(for LED C.Cath)	
7443	115		74113			74170	230	200	74327	237		SCALAR ICs	
7444	112		74114		38	74172	625		74352	100		8629 150MHz	
7445	94		74116	198	38	74173	170		74353	715		divide by 100	
7446	94		74118	83		74174	87	120	74362	49		920p	
7447	82		74119	119		74175	87	110	74365	49		95H90DC 780p	
7448	56	99	74120	115		74176	75		74366	43		IC1390DC 1400p	
7449	99	99	74121	25		74177	78		74367	49		8618 - new-divide	
7450	17		74122	46		74180	165	350	74373	77		by 100 or 10	
7451	17		74123	48		74182	160		74374	77		for 120/60MHz	
7453	17		74124			74183	135	210	74375	60		450p	
7454	17		74125	38	44	74184	135						

The ICL7216BIPI is still the cheapest way to make a full 8 digit/10MHz frequency counter/timer, and with 10 external components + display - it is also one of the simplest. For £19.82, it takes a lot of beating. The mains filters have been extended now to include a 6amp IEC version at £5.10, and with the amount of electronic noise on the average supply (next door's fridge, for instance) it is a really worthwhile addition to any sensitive equipment. LPSN TTL now includes many more of latest types, all - of course - are absolutely prime first quality types. And don't forget our range of OPTO displays includes Hewlett Package high efficiency 0.43" types in all colours - renowned as the finest quality in the market. For other types of component - discrete LEDs, radio and audio devices, tuner modules, kits etc., see our other advertisement for more details - or send for the AMBIT catalogue system. Part one (45p) includes details of our background 'standard' items, and the new part two includes all the latest introductions and developments, plus a rundown on OSTs.


2 Gresham Road, Brentwood, Essex.

WW - 031 FOR FURTHER DETAILS

ambit international

VORTEXION

a happy event . . .



. . . a new addition to our family of amplifiers. The VTN 30. The new baby weighs in at 30 watts, and has a maximum of 3 inputs.

The other members of the Vortexion family are the system 2000, 50/70 watt and CP50 mains/battery amplifiers.

Contact Jennifer Hall — VORTEXION DIVISION.

Clarke & Smith Manufacturing Co. Ltd., Melbourne Works, Melbourne Road, Wallington, Surrey. Tel. 01-669 4411 Ext. 38.

Telex Casint G 22574; Telegrams: Electronic Wallington.

WW—053 FOR FURTHER DETAILS

FOR *** SAKE BOB! WHY DIDN'T YOU TELL ME ABOUT THE LR71 MONTHS AGO!



for all demagnetising problems

LEEVERS - RICH
have the answer
LR70 for tapes
up to 8¼ Dia and 1" wide



LR71 for tapes
up to 11½ Dia and 1" wide



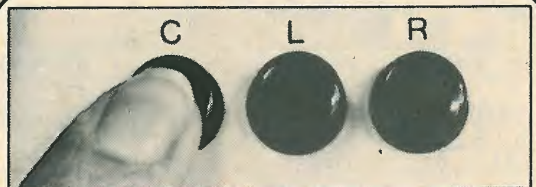
LR72 Han-d-mag for
demagnetising heads and
tape path components



LEEVERS - RICH EQUIPMENT LTD 319 Trinity Road, Wandsworth, London SW18 3SL Tel: 01-874 9054 Telex: 92355

WW — 013 FOR FURTHER DETAILS

LCR TESTING with the B424



push



. . . . connect

17.95 nF

read!

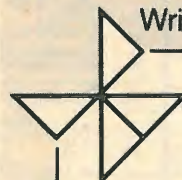
As fast and as simple as that, for batch testing, laboratory use or instrument servicing.

Accuracy 0.25% over a wide measurement range.

With its companion CA4 jig unit, the B424 Meter forms an easy-to-use L, C and R Component Test Station

. . . and all for less than £600.

Write or ring today for details



Wayne Kerr

WILMOT BREEDEN ELECTRONICS LIMITED

DURBAN ROAD BOGNOR REGIS WEST SUSSEX
PO22 9RL ENGLAND
TELEPHONE BOGNOR (02433) 25811
TELEX 86120

AUSTRIA - Peerless & Handels-GmbH
BELGIUM - Regulation-Mesure SPRL
FINLAND - Finnmetric OY
FRANCE - Tekelec-Airtronic
GERMANY - Keithley Instruments GmbH
ITALY - Ing. S & Dr. G. Belotti SRL
NETHERLANDS - C. N. Rood BV
NORWAY - Metric AS
SPAIN - Unित्रonics SA
SWEDEN - Scandia Metric AB
SWITZERLAND - G & P Electronics AG
U.S.A. - Mechanical Technology Inc, Latham, NY.

Tel: 0222 83 22 24
Tel: (010 32 2) 771.20.20
Tel: 460844
Tel: (Paris) 027.75.35
Tel: (089) 7144065
Tel: (Milan) 54.20.51
Tel: (070) 99.63.60
Tel: (02) 28-26-24
Tel: (Madrid) 242.5204
Tel: (Stockholm) 82.04.10
Tel: (01) 64.32.31
Tel: (518) 785-2211

WW — 074 FOR FURTHER DETAILS

Three ways to take an oscilloscope trace

TAKE 1&2

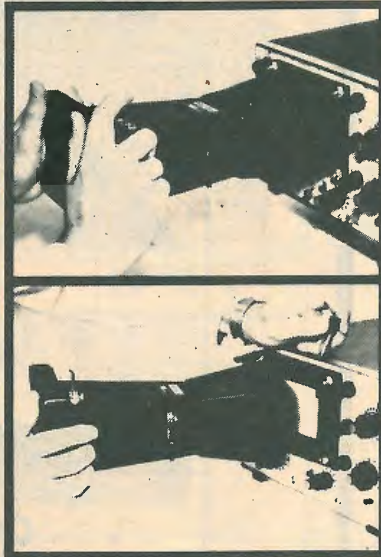
SHACKMAN 7000

A lightweight Low Cost camera

1) Choose it to hand hold with one of ten interchangeable hoods allowing photographs to be made from most CRO displays

or


2) By using an oscilloscope adaptor (from our range of over 60) custom made to fit the oscilloscope and our unique spacer body, the camera is permanently fixed during exposure and can be swung away for viewing



TAKE 3

THE SHACKMAN SUPER SEVEN

A CRO camera to satisfy the most discerning engineer. A wide choice of specification with interchangeable features. Fits to a wider range of CROs than any other manufacturer's (over 60 adaptors currently available)



SHACKMAN

SHACKMAN INSTRUMENTS LIMITED
MINERAL LANE CHESHAM
BUCKINGHAMSHIRE ENGLAND HP5 1NU
TELEPHONE (02405) 4451 TELEX 837265

The image of perfection

WW — 045 FOR FURTHER DETAILS



MODEL 756 FULL ASCII KEYBOARD

LOW COST!
Fully Assembled

756 KEYBOARD

- * Intended for professional micro-processor applications.
- * This one Keyboard will meet most present and future requirements.
- * Full 128-character ASCII 8-bit code
- * Tri-mode MOS encoding.
- * Applications notes for auto repeat, numeric pad, serial output.
- * Upper and lower case characters generated by keyboard with latching shift-lock.
- * Selectable polarity.
- * Size 305 X 140 X 32mm (12 1/4 X 5 1/2 X 1 1/4 in)
- * MOS/DTL/TTL compatible outputs.
- * New guaranteed OEM grade components.
- * Needs +5 and -12V supply

* Board has space for small low cost DC/DC converter so that entire unit operates off single 5V rail.

NUMERIC KEYPAD

£49.90 + VAT

Also available:

Numeric keypad — interfaces with 756	£7.50
DC to DC converter to give -12V (Mounts direct on 756 P.C.)	£5.00
Plastic enclosure type 701	£10.75
Gold plated edge connector type 756/con	£1.95


Generous Quantity Discounts Available
 U.K. orders add 8% VAT on order total.
 All U.K. enquiries to
CITADEL PRODUCTS LTD.*
 50 High St., Edgware, Middx. HA8 7EP
 Tel.: 01-951 1848

- * Alpha lock.
- * Extra loose keys available.
- * Supplied complete with full technical data.
- * Rugged mil. spec. G-10 PCB with plated through holes.
- * 2-key roll-over
- * DC level and pulse strobe signal for easy interface to any 8-bit input port microprocessor system, video display or terminal board. Strobe pulse width 1 ms.

* User selection of positive or negative logic data and strobe output.

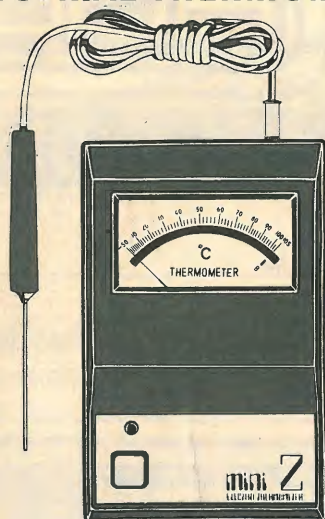
Carter Associates

P.O. Box 11262 VLAEBERG
South Africa postal code 8018



WW—035 FOR FURTHER DETAILS

ELECTRONIC INDUSTRIAL THERMOMETER



THE MODERN WAY TO MEASURE TEMPERATURE

A Thermometer designed to operate as an Electronic Test Meter. Will measure temperature of Air, Metals, Liquids, Machinery, etc., etc. Just plug-in the Probe, and read the temperature on the large open scale meter. Supplied with carrying case, Probe and internal 1½ volt standard size battery.

Model "Mini-Z 1" measures from -40° C to + 70° C. Price £30.00

Model "Mini-Z 2" measures from -5° C to + 105° C. Price £30.00

Model "Mini-Z Hi" measures from + 100° C to 500° C. Price £33.00

(VAT 8% EXTRA)

Write for further details to

HARRIS ELECTRONICS (LONDON)
138 GRAY'S INN ROAD, LONDON, WC1X 8AX
(Phone 01-837 7937)

WW-024 FOR FURTHER DETAILS

1/2 watt ATTENUATORS TERMINATIONS IMPEDANCE TRANSFORMERS

MANUFACTURED BY ELCOM SYSTEMS INC.



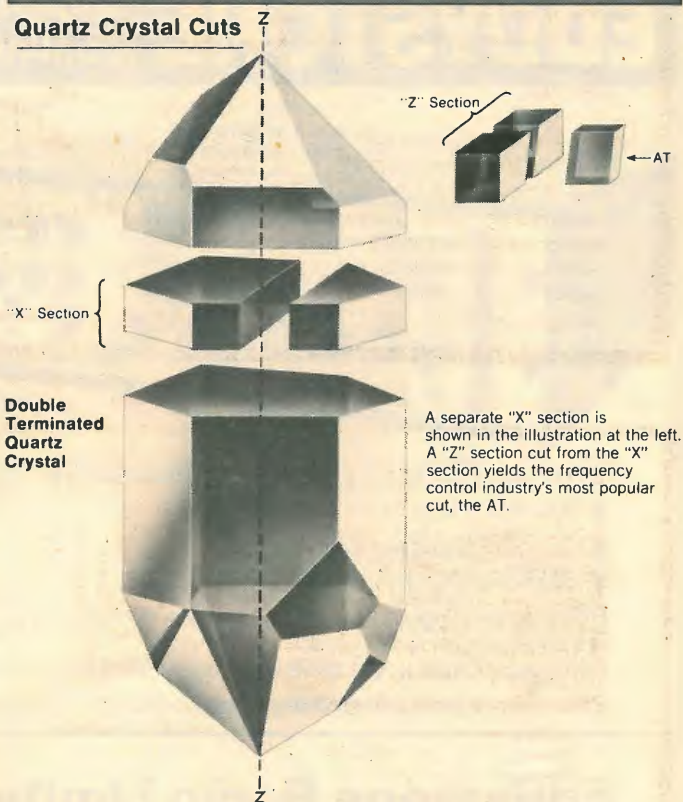
LOW COST FAST DELIVERIES
FROM

Aspen Electronics Limited

Communications Equipment and Components
2 KILDARE CLOSE, EASTCOTE, RUISLIP, MIDDLESEX HA4 9UR
Telephone: 01-868 1188. Telex: 8812727

M-tron Quartz Crystals.
Computer design program
gets it right.
Every time.

Quartz Crystal Cuts



A separate "X" section is shown in the illustration at the left. A "Z" section cut from the "X" section yields the frequency control industry's most popular cut, the AT.

M-tron is a major, long established manufacturer of AT cut crystals suitable for fundamental and overtone operations in the 1MHz to 170MHz frequency range.

There's a fast sampling service backed up by volume production capability for the microprocessor, CATV, communications, automotive and TV games markets.

M-tron's big advantage is the sophisticated computer design program that determines the optimum mechanical parameters of a crystal to meet your electrical specifications.

MCP Electronics are the sole UK agent for M-tron products, many commonly used frequencies are available from stock at very competitive prices. For more details and the new catalogue, contact Ron Adams,



MCP Electronics Ltd., Station Wharf, Alperton, Wembley, Middx.
Tel: 01-902 5941.

WW - 085 FOR FURTHER DETAILS

Design,
manufacture &
installation

Audix Limited
Station Road, Wenden
Saffron Walden
Essex CB11 4LG

Tel: Saffron Walden
(0799) 40888
Telex: 817444



Sound & Communications systems

Please send me details

Sound reinforcement/
public address equipment

Intercom systems,
commercial & industrial

Name _____

Theatre sound equipment


Hotel entertainment systems

Address _____

Hospital distribution
and nurse call systems

Simultaneous interpretation
and conference systems

EDDYSTONE wide frequency-range receivers continuous tuning and high-stability working



VHF 25-500MHz Eddystone 1990R Series

- General purpose receivers providing reception facilities for AM, FM, CW and pulse transmissions
- Choice of 10-channel crystal facility or synchronizer


10D/CA.32198

UHF 440-1000MHz Eddystone 1990S Series

- AM:FM:Pulse. Wide/narrow IF filter
- Tune frequency setting to 1kHz
- Synchronized for high stability working

Both series are of modular construction and are available for rack or table mounting. Panoramic Display Units are available.

Please write for illustrated brochures.



Eddystone Radio Limited

Member of Marconi Communication Systems Limited

Alvechurch Road, Birmingham B31 3PP, England
Telephone: 021-475 2231 Telex: 337081

A GEC-Marconi Electronics Company



WW — 061 FOR FURTHER DETAILS

we wondered why....

The B.B.C., British Rail, B.A.C., Decca Acoustics, Institute of Sound and Vibration Research, I.C.L., Post Office Telecommunications, Philips Research, U.K. Atomic Energy Authority, and many Universities were among our customers.

Maybe they liked the competitive prices of our modules, or the fact that all modules have a frequency response from 20Hz to 22kHz, 0.2dB, a slewing rate of 8 volts per microsecond, input sensitivity of 0dB 10.775V, a damping factor greater than 400 to 1kHz and a total harmonic distortion less than 0.055% at 1kHz.

Or could it be that they went for the reliability and the comprehensive protection circuitry. Then there's the full 2 year guarantee which accompanies our range of modules.


OR PERHAPS THEY JUST LIKED THE SOUND OF US!

J.P.S. 60 : 60 Watt.
J.P.S. 100 : 100 Watt.
J.P.S. 150 : 150 Watt.



Power supplies available to suit all modules. Send for further information on our range of pre-amplifier modules. JPS products are now stocked at the distributors shown below. Further information on all products available direct from JPS Associates or via reader reply service.

All modules are made in the United Kingdom.



J.P.S. ASSOCIATES
(ASTONKILN LTD.)
BELMONT HOUSE
STEELE ROAD
PARK ROYAL
LONDON NW10 7AR
Tel: 01-961 1274/5



DENMARK

T.S. RADIO
Bakkegårdsvej 36
5350 Favrskov
Denmark
Tel: 03-12 07 39
Mr. Ole Juul-Møller

BELGIUM

IATA
Studeba Elektronika
Tennestraat 260
3000 Leuven Belgium
Tel: 0161 23454
Contact Mr. Leo Swinnen

ENGLAND Midlands

CROXFORD CUSTOM EQUIP.
64 London Road
Leicester
Tel: 0533 538465
Mr. Phil Croxford

ENGLAND West

SEVERNSIDE AUDIO & LTD
29 The Promenade
Gloucester Road
Bristol BS7 8TZ
Tel: 0272 41666
Mr. Peter Hannay

ENGLAND South

R.E.W. AUDIO VISUAL
126 Charing Cross Road
London
W.C.2
Tel: 01 836 2332
Mr. John Cowan

SCOTLAND

ATMOSPHERE LTD. & SOUND
57 Nelson Street
Aberdeen
Scotland
Tel: 0224 572905
Mr. Keith Mann

WW—039 FOR FURTHER DETAILS

TESTMEX '79

The Exhibition and Conference on
electronic test and measuring
instrumentation

Wembley Conference Centre
Empire Way, Wembley
Middlesex.
19, 20, 21 June 1979

If you need vital test and measuring instrumentation there are several ways of finding it:

- You can comb through the ads
- You can ask your old friend Joe for a quote
- You can seize on the first rep who comes through the door with a likely sample

There's a better way

At TESTMEX, seventy-one manufacturers have their product range there for you to see. You can ask questions. You can compare. You can get the right instrument for your own particular problem. Exhibiting at TESTMEX are:

Adretta Limited	Fluke International Corporation	Pulsetek Limited
AIL (a division of Cutler-Hammer)	GenRad Limited	Pye Unicam Limited
Ancom Limited	Gould Advance Limited	Racal-Dana Instruments Limited
Aspen Electronics Limited	Hatfield Instruments Limited	Racal-Thermionic Limited
A.T.E. Systems Limited	Hewlett-Packard Limited	Radford Laboratory Instruments Limited
Avo Limited	Honeywell Limited	REL Industrial Limited
Bryans Southern Instruments Limited	ITT Instrument Services	Scopex Instruments Limited
Climaire Air Conditioning Limited	Keithley Instruments Limited	S.E. Labs (EMI) Limited
Comark Electronics Limited	Labhire - Labservice	Seltek Instruments Limited
Cropico Limited	Lawtronics	Shackman Instruments Limited
Culton Sales & Services Limited	Levell Electronics Limited	Solartron Electronic Group Limited
Danbridge (UK) Limited	Linstead Manufacturing Company Limited	H.W. Sullivan Limited
Data Laboratories Limited	Livingston Hire Limited	Systron Donner Limited
Datron Electronics Limited	J.J. Lloyd Instruments Limited	Tektronix U.K. Limited
Dymar Electronics Limited	Lyons Instruments Limited	Telonic Berkeley U.K.
Eagle International	Malden Electronics Limited	Testline Instruments Limited
Electron	Manarp Electronic Instruments Limited	H. Tinsley & Company Limited
Electronic Brokers Limited	Marconi Instruments Limited	Vero Systems (Electronic) Limited
Electroplan Limited	Martron Limited	Vu-Data Limited
Elex Systems Limited	Medelec Limited	Wandel & Goltermann (UK) Limited
Euro Electronic Instruments Limited	Metronex Limited	Wavetek Electronics Limited
Evershed & Vignoles Limited	Modular Power Limited	Wayne Kerr (Wilmot Breeden Electronics Ltd.)
Farnell Instruments Limited	National Physical Laboratory	Weir Instrumentation Limited
Feedback Instruments Limited	Prosser Scientific Instruments Limited	Wessex Electronics Limited

Fill in the coupon below for free advance admission (exhibition registration on the day costs £2)

The TESTMEX Exhibition is sponsored by the Scientific Instrument Manufacturers' Association and the Electronic Promotions Group.

The TESTMEX Conference

Organised by the I.E.E., the three-day Conference includes sessions on Power Instruments, Mechanical Instrumentation P.C.M. Telecommunications, F.D.M. and Audio Telecommunications, R.F. and Spectrum Analysis, General Purpose Instruments and Micro-processor based Instruments. Tutorial sessions on Mobile Radio Testing and Micro-processor Development Aids are also being organised by the I.E.E.

TRANSDUCER '79 shares venue and dates with TESTMEX. This fifth Exhibition and Conference on Transducers and their Control Systems has 60 exhibiting companies. Tick coupon below for details.

I am interested in visiting the TESTMEX '79 exhibition. Please send me an Exhibition Visitor's badge and information on the Conference.

I am interested in visiting the TRANSDUCER '79 exhibition. Please send me an Exhibition Visitor's badge and information on the Conference.

Please return to:

Trident International Exhibitions Ltd.
23a Plymouth Road, Tavistock, Devon. PL19 8AU.
Telephone: 0822 4671 Telex: 45412

Name _____

Title _____

Company _____


Address _____

WATFORD ELECTRONICS

33 CARDIFF ROAD, WATFORD, HERTS, ENGLAND

Tel. Watford 40588/9.

DM 900



THERE ARE 900 REASONS FOR BUYING THIS MULTIMETER (with direct reading capacitance range)

Its 900 cubic centimetres are packed with up to the minute technology offering a low cost yet accurate method of measuring voltage, current, resistance and capacitance too, on a total of 30 RANGES. The WATFORD ELECTRONICS DM900 uses latest MOS Integrated Circuits which drive a 3½ digit Liquid Crystal Display for extremely low power consumption.

Specifications:

- DC VOLTS 5 ranges 200mV to 1KV } $Z_{in} > 10M\Omega$
- AC VOLTS 5 ranges 200mV to 1KV } $Z_{in} > 10M\Omega$
- DC CURRENT 5 ranges 200µA to 2A
- AC CURRENT 5 ranges 200µA to 2A
- RESISTANCE 6 ranges 200Ω to 20MΩ
- DIODE Voltage Drop 100nA to 10mA
- CAPACITANCE 4 ranges 2nF to 2µF
- Accuracy on all ranges better than 1%
- 0.5" 3½ digit LCD Display
- Single 9V (PP3) Power Supply
- Sampling Rate > 2 per second
- Display Test Facility
- Battery Test Facility
- Movable Decimal Point
- Isolated Floating Ground
- Dual Slope A/D Conversion
- Critical Input Protection
- Overrange Indication
- Polarity Indication
- True Auto Zero
- 30 Ranges
- Overall size: 160 x 95 x 60mm
- Colour: Grey (standard) Black Orange (optional)

The DM900 incorporates dual slope A/D conversion; true auto zero; polarity and overrange indication; battery and display test facilities. Its input impedance of over 10MΩ allows voltage measurements in high impedance circuits without distorting circuit operation.

The DM900 is small and robust. It measures only 160 x 95 x 60mm and is housed in an ABS case which will fit in your coat pocket or briefcase.

The DM900 has been specially designed for Watford Electronics and is available in kit form or ready built.

Special Offer: £78.50 plus VAT (p&p insured add 80p)

Also available in Kit form for the Enthusiast at **£54.50 plus VAT plus 80p (probes and carrying case £3.00 extra).**

WW — 048 FOR FURTHER DETAILS

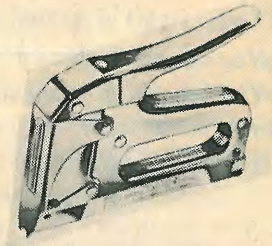
TRUE AS AN Arrow



Professional Wire and Cable Fasteners for all installation requirements.

TELEPHONE — ELECTRONICS COMMUNICATIONS ALARM SYSTEMS, ETC.

- 4 Precision made models.
- 12 different staple sizes.
- Rugged all steel construction in chrome finish.
- Grooved guide.
- Grooved driving blade.
- Tapered striking edge.
- Jam-proof mechanism (patented).
- Short span easy compression handle.



Some of the features that make an Arrow cable fastener the outstanding tool for all installation engineers.

Illustrated literature and details of staple sizes available from:

SPECIAL PRODUCTS DISTRIBUTORS LTD.

81 PICCADILLY, LONDON W1V 0HL

TEL. 01-629 9554. Telex 265200 (A/B RACEN)

Cables: Speciproduct London W1

WW — 063 FOR FURTHER DETAILS

REGULATED POWER SUPPLIES



Protection:

All models internal foldback, overload, thermal and short circuit protected. Fully fused.

2-YEAR GUARANTEE

Type AD12 - AD24 (Illustrated)

TYPES AVAILABLE

MODEL NO.	AD12	AD24	AD2412	ADV030
OUTPUT CURRENT	8 amp	8 amp	16 amp	5 amp
NOMINAL OUTPUT VOLTS	12	24	12	0 to 30 Fully variable and metered
INPUT VOLTS	115-230-250 50 cycles a/c	115-230-250 50 cycles a/c	24 DC	115-230-250 50 cycles a/c
TOLERATED MAINS VARIATION	15%	15%		15%

PRICES

1 off — AD 12-AD24	£62.50	1 off — ADV030	£118.00
1 off — AD 2412	£52.00		


All subject to VAT @ 8%

SOUTHERN ELECTRONICS

6 WESTCLIFF ARCADE, RAMSGATE, KENT

TEL. THANET (0843) 57888


WW—022 FOR FURTHER DETAILS



TRW wide bandwidth linear hybrid amplifiers.

All the advantages and reliability of thin-film circuitry and gold metalization techniques.

The TRW CA2800 series is the perfect answer when you need really stable linear amplification from 10-400MHz. Applications will be IF amplifiers, local oscillator buffer amplifiers, fibre optic drivers, laser/LED diodes or drives for acousto-optic modulators — in fact just about any situation where wideband linear amplification is needed.



Just check opposite the module that suits your particular requirements, then contact MCP for the complete data.

GENERAL PURPOSE HYBRID AMPLIFIERS			
PRODUCT SUMMARY			
P/N	BANDWIDTH MHz	GAIN DB	OUTPUT POWER 1 DB COMPRESSION
CA 2800	10-400	17	800 mW
CA 2810	10-350	33	800 mW
CA 2818	1-200	18	800 mW
CA 2820	1-520	30	400 mW
CA 2830	5-200	34	1 W
CA 2832	1-200	35	2 W
CA 2833	5-200	34	1 W
CA 2840	30-300	22	1 W
CA 2842	30-300	22	1 W
CA 2850	40-100	17	250 mW
CA 2851	40-100	17	250 mW
CA 2870	20-400	34	400 mW
CA 2875	40-100	17	310 mW
CA 2876	40-100	22	100 mW
CA 2880	40-100	22	100 mW

TRW RF SEMICONDUCTORS



To M.C.P. Electronics Ltd.,
Station Wharf, Alperton, Wembley, Middx.
Tel: 01-902 5941.

WW 5/79

Please send me full data on the TRW CA2800 wide bandwidth linear hybrid amplifier range.

Name

Company

Address

Tel.:

8-digit universal counter-timer

new

12345678

The ultimate in low cost high accuracy measurement

STOP PRESS — £10 OFF

NOW ONLY £44.95

+ £4.49 P&P + VAT. Total £49.44

This amazingly versatile new module will count:

FREQUENCY	from 1Hz to 10MHz (150MHz with prescaler)
PERIOD	from 0.5 microseconds to 10 seconds (resolution of 0.1 microsecond)
TIME INTERVALS	with a 0.1 microsecond resolution
FREQUENCY RATIO	between two inputs
8-DIGIT TOTALISING	counts up to 100 million events.

Full details of this and many other brand new digital display products are given in New Product Bulletin No. 3

Counter Timer **£54.95** 6.49
150MHz Prescaler 11.95 1.19
Mounting Bezel 1.95 0.39

Lascar Electronics Limited, Unit 1, Thomas Road, Burnt Mills
Basildon, Essex SS13 1LH. Tel: Basildon (0268) 727383

WW — 042 FOR FURTHER DETAILS



Build any Project - Fast and Easy

It's the new deal for project builders from Lektrokit! A complete new range of breadboarding and testing devices. At prices anyone can afford. For any project anyone could want to build— from one-chip simplicity to 1,000-chip complexity.

It's fast and easy project building, too. You simply push components in and pull them out. No soldering, no de-soldering, no chance of heat damage. You can make design changes instantly, keeping full leads on components. In fact, with Lektrokit, you can build a project as fast as you used to sketch a layout. And a lot more easily.

LEKTROKIT

completes the circuit

See Lektrokit at one of the Lektrokit dealers near you. There's bound to be one - they're springing up everywhere. Send for the name of your nearest— plus FREE full-colour catalogue— to:

Lektrokit Ltd., Sutton Industrial Park,
Earley, Reading, Berks RG6 1AZ
Telephone 0734 669 116

WW — 016 FOR FURTHER DETAILS

QUARTZ CRYSTALS

— FAST! —

AEL AEL CRYSTALS LIMITED
Gatwick House, Horley, Surrey, England RH6 9SU
Telephone: Horley (02934) 5353 Telex: 87116 (Aerocon Horley)
Cables: Aerocon Telex Horley

WW — 027 FOR FURTHER DETAILS

At last...

A REALLY RELIABLE IN-CIRCUIT TRANSISTOR TESTER THAT WORKS!


Previous Testers have been too easily fooled by low shunt impedances resulting in false alarms on perfectly sound transistors. Designed for fast IN-CIRCUIT testing the new DATONG DATEST 2 tests transistors, FETs, SCRs and Triacs even when shunted by resistors as low as 20 ohms!

Automatic NPN/PNP indication, foolproof three-LED display, and unique test probes allow a very high rate of testing even by unskilled users. Very competitive price includes probes and the DATEST 2 is available from stock. Full data sheet free on request.

ONLY £39.50 COMPLETE + 8% VAT

DATONG ELECTRONICS LIMITED
Spence Mills, Mill Lane, Bramley
Leeds LS13 3HE
Telephone: Pudsey (0532) 552461

WW — 036 FOR FURTHER DETAILS



Add superiority to your service

Philips superiority is the kind that comes with years of research and experience in virtually every aspect of electronic technology.

A range of instruments is available to give comprehensive back-up to your audio and video service. Five examples are shown here:

- The new PM 5519 TV colour pattern generator - the professionals' choice with no fewer than 20 different colour and black and white test pattern combinations.
- The PM 5326 RF signal generator,

service

ideal for fast and accurate receiver sensitivity and selectivity measurements.

- The PM 6456 stereo generator transforms what used to be the complex procedure of checking and aligning FM tuners and receivers into a logical sequence of operations, using professional signals.
- The PM 6307 wow and flutter meter

makes possible very accurate checks and alignments on audio and video tape recorders, record players and movie projectors.

- The PM 5334 TV sweep generator, designed for the quick alignment and servicing of colour and black and white TV. Also suitable for checking wide-band amplifiers.

Full information about these and all the rest of Philips audio and video service products is contained in a new 16-page brochure, available now. Send for your copy today.

Pye Unicam Ltd
 Philips Electronic Instruments Dept
 York Street Cambridge England CB1 2PX
 Tel. Cambridge (0223) 58866 Telex 817331



THE MOST COST EFFECTIVE FREQUENCY COUNTERS
 ALL COUNTERS SUBJECTED TO 500-HOUR SOAK TEST AND CRYSTAL AGEING



OFF / AIR FREQUENCY
 STANDARD TYPE 103
 10MHz, 1MHz
 Stability 1 part 10⁸ **£108**
 TYPE 102 CRYSTAL
 FREQUENCY
 Standard 10MHz, 1 MHz, 100KHz
 Stability 5 parts 10¹⁰ **£135**



FREQUENCY COUNTER TYPE 801B
 CRYSTAL OVEN STABILITY 3 PARTS 10⁹
 401A 50MHz 6 Digit **£150**
 701A 80MHz 8 Digit **£210**
 901M 520MHz 8 Digit **£395**
 1001M 1.2GHz 8 Digit **£670**
 Start / Stop versions Plus **£18**
 501 50MHz 8 Digit **£192**
 801B/M 250MHz 8 Digit **£280**
 Memory versions available if not
 suffixed M **£30 extra**



LED COUNTERS
 302 50MHz. 5 digit **£108**
 STABILITY 5 PARTS 10⁷
 All standard counters in centre column now available as the 02 Series with LEDs.

SUPPLIERS TO: Ministry of Defence, G.P.O., B.B.C., Government Depts., Crystal Manufacturers and Electronic Laboratories world-wide for 18 years.




ELECTRONICS, 6 WOLSEY ROAD, ASHFORD, MIDDX. ASHFORD 53661

WW — 069 FOR FURTHER DETAILS


**PCB's & CONTACTS
 CLEANED WITHOUT
 WATER OR POWDER
 USING
 FYBRGLASS
 BRUSHES**

by
RUSH

Fybrglass PCB brush
 approx size
 76mm x 50mm



Replaceable Fybrglass pencil brush
 in strong metal casing




ERASER INTERNATIONAL LTD.

Rush Wire Stripper Division,
 Hampton Court Parade, East Molesey,
 Surrey, England

Telephone: 01-979 8141/2

WW — 077 FOR FURTHER DETAILS



we have a
 wide range
 at our fingertips

FUTURE FILM DEVELOPMENTS
 36/38 Lexington Street, London W1R 3HR
 Telephone 01-437 1892/3 • Telex 21624 ALOFFD G

WW—037 FOR FURTHER DETAILS

**RECHARGEABLE
 BATTERIES**

TRADE ENQUIRIES WELCOME

Full range available to replace 1.5 volt dry cells and 9 volt PP type batteries, SAE for lists and prices. £1.25 for booklet. "Nickel Cadmium Power," plus catalogue.

Write or call at:

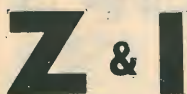

SANDWELL PLANT LTD.
 2 Union Drive, Boldmere
 Sutton Coldfield, West Midlands 021-354 9764

See full range at TLC, 32 Craven street, Charing Cross, London WC2.

WW—020 FOR FURTHER DETAILS

carbon film RESISTORS

ON BANDOLIERS OR PREFORMED 12.5mm
 AT NO EXTRA COST




AERO SERVICES LTD.

42-44A-46 Westbourne Grove
 London W2 5SF
 Tel. 01-727 5641 Telex 261306

WW — 066 FOR FURTHER DETAILS

J E S AUDIO INSTRUMENTATION



Illustrated the Si 451
 Millivoltmeter — pk-pk
 or RMS calibration with
 variable control for
 relative measurements.
 50 calibrated ranges
£70.00.

Si452 **£56.00**
 Distortion Measuring Unit
 15 Hz — 20 KHz — .01%

Si453 **£70.00**
 Low distortion Oscillator,
 Sine—Square—RIAA

PRICES plus VAT


J. E. SUGDEN & CO. LTD. Tel. Cleckheaton (0274) 872501
 CARR STREET, CLECKHEATON, W. YORKS BD19 5LA

WW—025 FOR FURTHER DETAILS

A NEW TOOL FOR A NEW TECHNOLOGY

SOFTY is not just another training aid for the engineer wishing to become acquainted with microprocessors - it is a **BENCH-TOOL** for the system designer.

£79.50 + VAT



Until quite recently all the electronics design engineer really required was a scope and a meter. Now even the smallest of companies are investing thousands in microprocessor development laboratories — afraid of being left behind in the technology-race. But **SOFTY** is here to help, and a microsystem can be developed without expensive equipment right through the design and prototype stages and even into production.



"A revolution will probably take place soon, with the appearance of complete development systems costing less than £1,000..."

WHAT SOFTY WILL DO

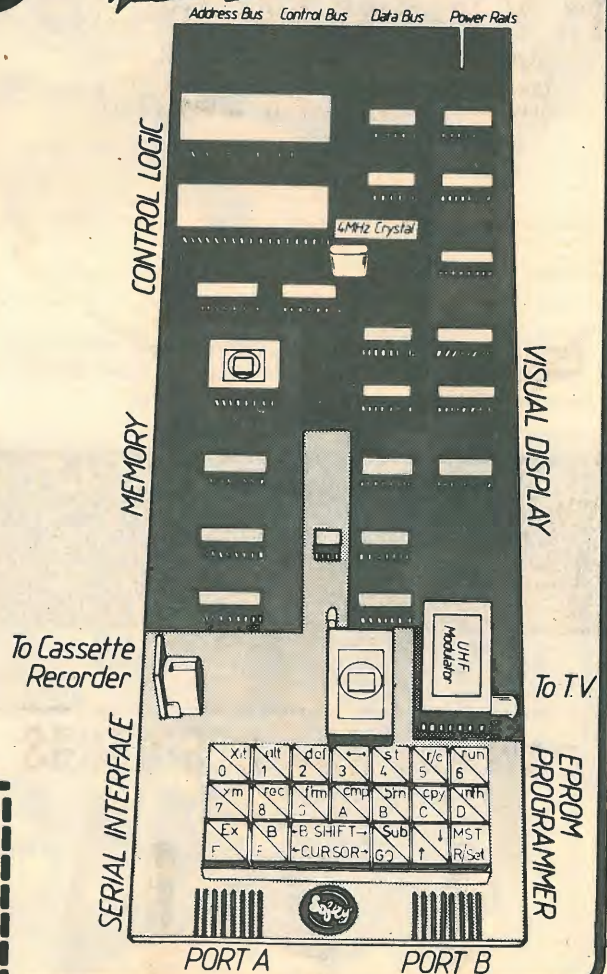
- IT COPIES MEMORY DEVICES (ROMs &c) presenting the data as an address-mapped hexadecimal display on the screen of a monitor or TV set.
- IT DEVELOPS PROGRAMS for virtually any microprocessor with facilities similar to an ASSEMBLER: you may enter, insert or delete instructions, shift blocks of data, match specific bytes, calculate displacements to labelled locations — and all with the overwhelming advantage of being able to test the program instantly and even develop it one instruction at a time!
- IT RECORDS PROGRAMS on ordinary cassette tape using an ordinary cassette recorder at ultra-high-speed — around 2000 baud equivalent!
- IT PROGRAMS EPROMS of the 2708 family at a speed which is close to the theoretical minimum (2 mins per 2708). It may therefore be used as an 'instant-copier' for software.
- IT IS A HANDY COMPUTER which may be programmed to do useful jobs in the home or workshop, and may even be included as the 'brains' of larger equipment, performing sequential or combinatorial control functions. SOFTY has a microcycle length of exactly one microsecond and there is a programmable timer. The manual lists a simple interpretive language which anyone may learn to use in ten minutes!
- IT IS A FABULOUS LEARNING AID because the trainee can actually see what is happening — SOFTY is completely transparent! The internal MPU will cease execution at a breakpoint, which may be substituted for any program step, and display contents of internal registers.
- IT FILLS THE GAP BETWEEN THEORY AND PRACTICE for the serious user who already has a computer and dedicated assembler to develop his software. The computer makes documentation — not prototypes. SOFTY places the program in addressing space to be actioned by the MPU of his choice in a real system — the proof of the pudding! Simple debugging and condensing of code may often be handled without recourse to the assembler.

SOFTY can be assembled in a couple of hours. No extras are required except for a power supply providing +5, +12 & -5 volt rails and +30 volts for the EPROM programmer. The kit includes sockets for all the 23 ICs, UHF modulator for TV use, 4MHZ crystal, DIN socket and lead for cassette interface, 21 key keyboard, a quality double-sided PCB of fibreglass with solder mask and component overlay and a comprehensive manual covering assembly and use.

A DEVELOPMENT KIT is also available which includes all of the above and a lever-operated ZERO INSERTION FORCE SOCKET for the EPROM programmer, 43 way card edge connector, ribbon cable and 24 pin header (for connection to the system under development as firmware) and a spare 2708 EPROM.

It is not possible to present a full technical specification in the space available here. We will therefore send you a SOFTY on the understanding that you may examine it and read the literature and, if you wish to do so, return the goods for a complete refund within 14 days.

VIDEOTIME PRODUCTS, 56, Queen Road, BASINGSTOKE, Hants, RG21 1RE (D)
 TEL: (0256) 56417 TELEX: 858747.
 We welcome Barclay & Access orders by telephone.



Please send me: (I enclose Cheque/Company Order)

- SOFTY Kits @ £86.36 (Incl. VAT & 50p p & p)
- DEVELOPMENT Kits @ £106.88 (Incl. VAT & 50p p & p)
- BUILT DEVELOPMENT Kits @ £128.48 (Incl. VAT & 50p p & p)
- POWER SUPPLY Kits @ £16.08 (Incl. VAT & £1 p & p)

Name

Address

VIDEOTIME PRODUCTS, 56, Queen Road, BASINGSTOKE, Hants, RG21 1RE (D)



Buying video equipment?

Then talk to someone who picks horses for courses better than most.



A portable JVC colour system, complete and economical: battery-operated VHS recorder and twin-tube camera with 6:1 zoom lens and electronic viewfinder.



A three-tube colour camera with a wide range of applications: JVC's NUI800.



The comprehensive range, from VHS to broadcasting, of Fuji video tapes, among the best in the world.



U-format portable, ideal for ENG or EFP: the JVC CR-4400 with automatic assemble/edit while recording and colour playback capability.

Before making a purchasing decision, talk to one of Bell & Howell's specialist video dealers. You'll find he's a specialist with some special qualities. He knows everything worth knowing about the JVC and other video products distributed by Bell & Howell, as you'd expect. He also knows which of these products, or which combination of them, is likely to be best for whatever video job you have in mind.

Indeed, he'll resist the temptation to sell you any kind of video equipment if your message can be conveyed just as well by a tray of slides plus a cassette of audio tape. Conversely, he'll have the courage to start talking in four figures, or maybe five, if a substantial investment is what you've got to make.

And, when the decision has been made and the order placed, you have a guarantee of highly skilled free advice on anything to do with the equipment you buy. That's part of the exclusive new Bell & Howell Supershield warranty, which also

guarantees free replacements or repairs, with no labour. First-class video equipment. First-class advice. The support of a first-class (and, we believe, unique) guarantee. For all of these, just contact one of the Bell & Howell specialist video dealers whose names and addresses you can obtain by using the inquiry service or writing in an unstamped envelope to Bell & Howell A-V Ltd, Freepost, Wembley, Middlesex, HA0 1BR (01-903 5411).


*This two-year warranty even includes video heads and excludes only video tapes and camera tubes. In mainland Britain, too, we collect and deliver free when guarantee service is required.



BELL & HOWELL
Information systems. For work, education and entertainment.



CR-8500LE, the JVC U-format recorder, for assemble and insert editing and with important special features.



The outstanding new JVC CY-8800, truly portable but with a 'studio' standard of performance.



A low-cost colour camera to match growing needs: the basic JVC G31P accepts options like a more versatile lens and electronic viewfinder.



One of the current JVC range of 3/4 in. U-format video cassette recorders, with full remote control.



To get Tokyo, dial this number.

Knowing the frequency of a particular station is one thing. But finding it with the aid of a mechanical pointer can be a bit of an electronic lucky dip.

Panasonic, however, have just made success a certainty. We've incorporated a direct frequency readout facility on our range of portable shortwave radios.

It gives you an exact visual indication of the frequency you've tuned to, right down to the last kHz.

So whether you're going for Tokyo or Turkey, with Panasonic you'll certainly know when you're there.


And when you are, we have even more features designed to improve your reception.

Our super-portable DR26 model, for example, gives you a pre-selector tuning control, and all three models feature infinitely variable BFO pitch control for SSB and a switch to narrow the band width when powerful local stations intrude.

The DR49 you see above, gives you still more: 8 short-wave bands in addition to the FM, MW and LW bands, RF gain control, aerial trimmer and sophisticated

circuitry specifically designed to improve sensitivity, stability and selectivity.

For more details and specifications on all of these radios, just complete the coupon below. Or better still, dial our number - it's Slough 27516.



For free colour brochures, send this coupon to: National Panasonic Sales Promotion Dept., 107-109 Whitby Road, Slough, Berkshire SL1 3DR. Telephone: Slough 27516

Name _____

Address _____

 **Panasonic**
Just slightly ahead of our time.

WW5

THE PANASONIC DR SERIES: DR 26 £189.95, DR 28 £219.95, DR 49 £388.95. RECOMMENDED RETAIL PRICES CORRECT AT TIME OF GOING TO PRESS, INC. VAT.

WW-068 FOR FURTHER DETAILS

wireless world

Education as a meal-ticket

Editor:
TOM IVALL, M.I.E.R.E.

Deputy Editor:
PHILIP DARRINGTON
Phone 01-261 8435

Technical Editor:
GEOFFREY SHORTER, B.Sc.
Phone 01-261 8443

Projects Editor:
MIKE SAGIN
Phone: 01-261 8429

Communications Editor:
RAY ASHMORE, B.Sc., G8KYY
Phone 01-261 8043

Drawing Office Manager:
ROGER GOODMAN

Production & Design:
ALAN KERR

Advertisement Controller:
G. BENTON ROWELL

Advertisement Manager:
BOB NIBBS
Phone 01-261 8622

DAVID DISLEY
Phone 01-261 8037

Classified Manager:
BRIAN DURRANT
Phone 01-261 8508 or 01-261 8423

BARRY LEARY (*Classified Advertisements*)
Phone 01-261 8508

JOHN GIBBON (*Make-up and copy*)
Phone 01-261 8353

Publishing Director:
GORDON HENDERSON

THOSE who design courses in electronic engineering must sometimes wish they had a subject where the rate of accretion of new knowledge wasn't quite so fast — like palaeontology for example. No sooner had they settled down after the change from valves to transistors than the integrated circuit revolution was upon them. Then they had to start thinking in terms of systems rather than circuits and digest related bodies of knowledge such as information theory, control engineering and cybernetics. Digital computers, which started as pieces of hardware made by electronics engineers for use by other people, have turned round and headed back for home to become components of electronic systems, mostly in the form of minicomputers and microprocessors. As a result the education of an electronic engineer or technician is incomplete without a knowledge of how to construct algorithms and write programs. We are already hearing about "software engineers" as a distinct species and a cry is going up that we shall soon need a great many of these to design, manufacture and maintain a multitude of microprocessor-based products and systems.

Faced with a mere three- or four-year course, the task of the educator has become increasingly frustrating. What to leave out has become a more pressing matter than what to put in. And in electronic engineering the software revolution is not likely to be the end. It is, after all, only the modern development of a principle that was already being used in the 18th and 19th centuries. On the horizon for example are such things as artificial intelligence and devices using biological processes. Inevitably the educators must be asking themselves if their task must always be that of

hopelessly trying to catch up with the winged Mercury of technology. A more fundamental question is whether this is in fact their proper task.

Ideally the purpose of education is to develop and make the most of what is latent in human beings. The word itself means to bring up, rather than fill up. But ideal education is possible only for rich and leisured people. For those who have to work for their living education means two things: first, what the government deems necessary for its citizens, and so makes available, to keep the country up in front in the economic race of industrial nations; and secondly what the person himself thinks will get him a good job and a high material standard of living. The second usually depends on the first. In both respects education is seen as a meal-ticket. In the scientific and technical sphere if the education doesn't fit you exactly for a job at least it teaches you to think analytically — along certain lines — so that you stand a chance of understanding and controlling what the outside world will throw at you in the future. But this is almost an accidental benefit.

One of our correspondents discussing the impact of software on electronics (M.A.I. Wilson in February letters) made the important observation that "... man has, up to now, survived by being non-specialist; specialism could be the modern ice age, bringing with it stagnation". This surely should be the watchword for education in electronics. Even if it were possible to turn out ready-made specialists it would be very unwise to do so. What seems necessary is to develop analytical thinking and creativity as ends in themselves, not as by-products, and in a way that prepares the student for the fact that he will probably be learning for the rest of his career in electronics.

Converting between analogue and digital quantities — 1

Some digital codes and the reasons for using them

by G. B. Clayton, B.Sc. Liverpool Polytechnic

Many of the electronic processing operations which were once performed using analogue circuit techniques are now accomplished with digital circuitry. The continued emergence of new, inexpensive, digital integrated-circuit devices of increasing complexity has reduced the importance of purely analogue circuits and systems. The upsurge in the use of digital techniques has pushed the role of the conversion element between analogue and digital circuits to the forefront of attention. Microprocessors and their applications in industrial control and measurement are currently at the centre of interest. Microprocessors need data converters if they are to be used to monitor or control analogue processes^{1,2}.

Newcomers to electronics and purely analogue or digital circuit engineers are perhaps not as familiar as they might like to be with the process of converting between analogue and digital data. In this series of articles the principles underlying the commonly used conversion techniques will be explained. Examples of specific converter devices will be given and experimental investigations will allow the reader to gain a practical familiarity with converter devices.

IN MANY of the real world systems studied by scientists and engineers the system parameters are continuously changing quantities (analogue variables) and, when electronic measurement techniques are employed, data is derived in analogue form as the electrical output signal of a transducer. It is perfectly possible to process, manipulate and store analogue data in a purely analogue electronic system; negative feedback techniques can make analogue systems perform very precisely. However, the accuracy of a purely analogue system is often not usable because of the difficulty of reading, recording and interpreting analogue data with high accuracy. Also, when large amounts of analogue data are involved the task of analysis and storage becomes enormous.

Digital electronic systems can be made to process, manipulate and store large amounts of data rapidly and accurately. Low-cost, digital microprocessor systems have drastically reduced the cost of implementing digital data processing, and make it

possible to extend the use of electronic digital techniques into areas where they were formerly not considered economic. However, digital circuits only operate on digital data, and the scientist wishing to avail himself of the power of digital techniques must first transform his analogue data into digital form. A system called an analogue-to-digital converter (a.d.c.) is used to perform this function, the digital-to-analogue converter (d.a.c.) performing the transformation of digital data into analogue form. A.d.c.s and d.a.c.s provide the essential interface which is required between analogue and digital systems.

Such systems are not new but, until comparatively recently, they have been expensive to implement and have consequently been regarded as rather specialized pieces of equipment. The advent of low-cost, monolithic i.c. converter devices means that a wide range of versatile signal-processing techniques is economically available to the measurement scientist who is prepared to invest time in familiarizing himself with the latest devices and their capabilities. The material which follows is intended to serve as a first step.

Rather than attempting a survey of converter devices, which would be doomed to obsolescence even before it was completed, we concentrate on the principles underlying the most popular conversion techniques. Specific i.c. devices are mentioned, but only as a means of relating the discussion to practical circuits which you can ex-

perimentally evaluate for yourself; there is no substitute for 'hands on' practical experience in this type of learning exercise. However, do not assume that the devices referred to are the only ones, nor indeed the 'best' ones available from a cost/performance standpoint. The choice of the 'best' converter for a particular job can only be made from a thorough study of the manufacturers' latest product guides.

Digital codes

An understanding of the operation of any converter requires an acquaintance with the techniques which are used to represent digital numbers. In electronic systems, digital numbers are represented by the presence or absence of fixed voltage levels: the numbers used are binary. Each unit of information or 'bit' has one of two possible states; 'off,' false or 0 and 'on' true or 1. The two states are represented by two voltage levels at the inputs or outputs of digital circuits. Groups of levels are called 'words', and may appear simultaneously in parallel on groups of inputs or outputs, or sequentially at a single input or output.

The distinction between series and parallel digital data transmission is shown diagrammatically in Fig. 1. In serial transmission the bit which occurs first in the time sequence is called the most significant bit, m.s.b., the last one being the least significant bit, l.s.b. All bits in the serial word occur on the line for equal periods of time. In parallel data transmission the order of significance of the bits carried by the different lines has to be specified. Serial data transmission has the advantage of economy and simplicity, with only a single line, but it is slow. Parallel transmission is faster, all bits being transmitted and processed simultaneously. In serial transmission, information is transmitted a bit at a time, and the time taken to transmit a word depends upon the number of bits in it.

Natural-binary codes. The number of different words that can be formed from a sequence of bits is clearly dependent upon how many bits there are in the sequence. Thus, four different words can be formed from two bits, eight from three bits, sixteen from four bits, 2^n words from n bits. If a digital word is to represent a number, a code must be

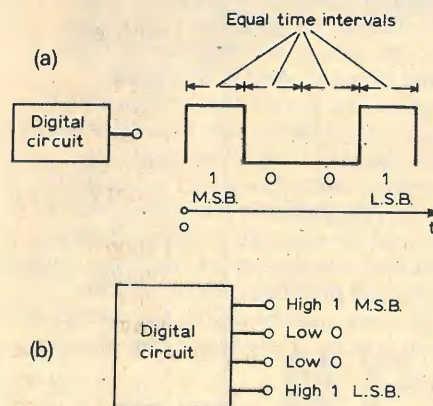


Fig. 1 Serial and parallel digital data. In the series type shown at (a), the most significant bit (m.s.b.) is transmitted first.

used which defines a one-to-one correspondence between each word and a number. It is, of course, possible to define quite arbitrary codes, but the code which is most commonly used is *natural binary*. In the natural binary code, each bit in a digital word carries a weight or multiplier which is a power of two, the power being determined by the position of the bit in the word. If the digital word 1001 is used to represent a number with the natural binary code, Table 1 shows that the equivalent decimal number is $2^3 + 2^0 = 9$.

Table 1 Bit weights

m.s.b.		l.s.b.	
2^3	2^2	2^1	2^0
1	0	0	1

In converter applications, it is convenient to use a fractional code, in which each digital word is used to represent a fraction of full scale, where full scale refers to the maximum value of the analogue quantity. In an n bit, natural-binary fractional code, the m.s.b. bit 1, is made to carry a weight of 2^{-1} ($\frac{1}{2}$) and the l.s.b. (bit n) a weight of 2^{-n} . The decimal fraction corresponding to a particular natural-binary fractional word is found by simply adding up the weights of the non-zero bits: Table 2 shows the sixteen decimal fractions that can be represented by a four-bit binary fraction. Note that in an n -bit converter, employing the natural-binary fractional code, a digital word in which all n bits are 1 corresponds to $1 - 2^{-n}$ of full scale; that is, full scale less one.

The relationships which exist between inputs and outputs in ideal converters may be shown graphically. In Fig. 2, the use of the natural binary code is assumed and for simplicity a conversion involving only three bits is considered. In a three-bit d.a.c. the digital input word can take on eight different states, giving rise to eight different analogue output signals from zero to $\frac{7}{8}$ full scale. No other levels can exist; the graph in Fig. 2(a) is a bar graph.

The analogue input signal applied to an a.d.c. must be assumed capable of taking on all values up to full scale, but in a three-bit converter only eight different states of the digital output word are possible. The continuum of analogue input values must be partitioned (quantized) into eight discrete ranges, as shown in Fig. 2(b). All values within a particular range give rise to the same digital output word corresponding to the mid-range analogue value. Transitions in the digital output are assumed to take place at analogue input values which are $\pm \frac{1}{2}$ the least-significant-bit value either side of the midrange value. Because of the necessity for quantization, there is in any analogue-to-digital converter an inherent uncertainty (quantization uncertainty) in the digital output of $\pm \frac{1}{2}$ l.s.b.

Table 2 Fractional Binary Codes

Decimal fraction	binary fraction	m.s.b. ($\times \frac{1}{2}$)	bit 2 ($\times \frac{1}{4}$)	bit 3 ($\times \frac{1}{8}$)	bit 4 ($\times \frac{1}{16}$)
0	0.0000	0	0	0	0
$\frac{1}{16} = 2^{-4}$ (l.s.b.)	0.0001	0	0	0	1
$\frac{2}{16} = \frac{1}{8}$	0.0010	0	0	1	0
$\frac{3}{16} = \frac{2}{8} + \frac{1}{16}$	0.0011	0	0	1	1
$\frac{4}{16} = \frac{1}{4}$	0.0100	0	1	0	0
$\frac{5}{16} = \frac{4}{16} + \frac{1}{16}$	0.0101	0	1	0	1
$\frac{6}{16} = \frac{4}{16} + \frac{2}{16}$	0.0110	0	1	1	0
$\frac{7}{16} = \frac{4}{16} + \frac{2}{16} + \frac{1}{16}$	0.0111	0	1	1	1
$\frac{8}{16} = \frac{1}{2}$ (m.s.b.)	0.1000	1	0	0	0
$\frac{9}{16} = \frac{8}{16} + \frac{1}{16}$	0.1001	1	0	0	1
$\frac{10}{16} = \frac{8}{16} + \frac{2}{16}$	0.1010	1	0	1	0
$\frac{11}{16} = \frac{8}{16} + \frac{2}{16} + \frac{1}{16}$	0.1011	1	0	1	1
$\frac{12}{16} = \frac{8}{16} + \frac{4}{16}$	0.1100	1	1	0	0
$\frac{13}{16} = \frac{8}{16} + \frac{4}{16} + \frac{1}{16}$	0.1101	1	1	0	1
$\frac{14}{16} = \frac{8}{16} + \frac{4}{16} + \frac{2}{16}$	0.1110	1	1	1	0
$\frac{15}{16} = \frac{8}{16} + \frac{4}{16} + \frac{2}{16} + \frac{1}{16}$	0.1111	1	1	1	1

Table 3 Comparison of 4-Bit Binary and Gray Codes

Decimal fraction	Gray code	binary code
0	0 0 0 0	0 0 0 0
$\frac{1}{16}$	0 0 0 1	0 0 0 1
$\frac{2}{16}$	0 0 1 1	0 0 1 0
$\frac{3}{16}$	0 0 1 0	0 0 1 1
$\frac{4}{16}$	0 1 1 0	0 1 0 0
$\frac{5}{16}$	0 1 1 1	0 1 0 1
$\frac{6}{16}$	0 1 0 1	0 1 1 0
$\frac{7}{16}$	0 1 0 0	0 1 1 1
$\frac{8}{16}$	1 1 0 0	1 0 0 0
$\frac{9}{16}$	1 1 0 1	1 0 0 1
$\frac{10}{16}$	1 1 1 1	1 0 1 0
$\frac{11}{16}$	1 1 1 0	1 0 1 1
$\frac{12}{16}$	1 0 1 0	1 1 0 0
$\frac{13}{16}$	1 0 1 1	1 1 0 1
$\frac{14}{16}$	1 0 0 1	1 1 1 0
$\frac{15}{16}$	1 0 0 0	1 1 1 1

The greater the number of bits, the smaller is the weighting of the least significant bit and there is theoretically a corresponding greater resolution and accuracy in the conversion process. There are practical difficulties associated with any conversion which mean that real converters do not accurately attain their theoretical resolution limits. It is convenient to defer a treatment of practical converter errors to later articles which deal with specific conversion techniques.

Bear in mind that natural binary is but one of many possible digital codes, and in some converter applications the use of an alternative code is more convenient. In the natural-binary code, several bits are required to change simultaneously at various stages of the counting sequence. For example, in the four-bit, natural-binary code of Table 2 all four bits must change simultaneously in the transition between the decimal fraction $\frac{7}{16}$ and $\frac{8}{16}$. In a practical converter using this code, it is clear that if the m.s.b. involved in this transition were to change slightly before the other, less significant, bits then the code would be grossly in error for a brief

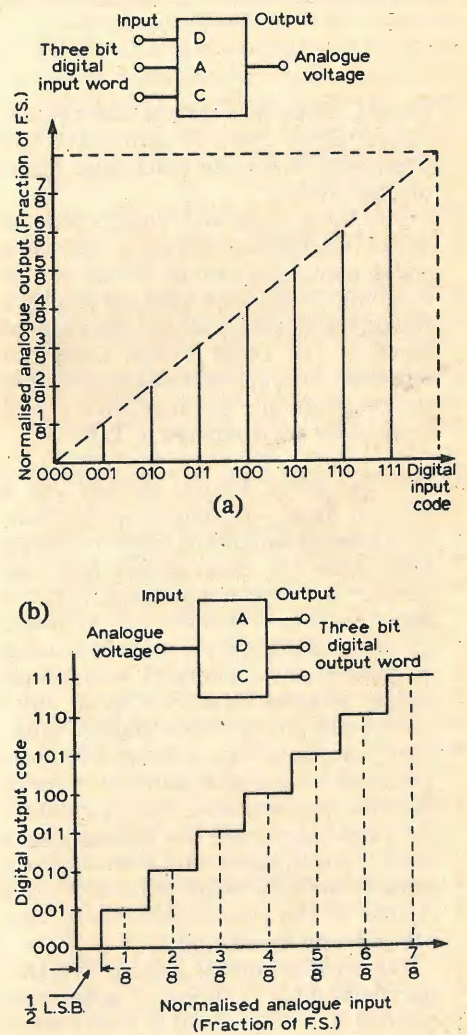


Fig. 2 Ideal relationships between input and output of converters using, in this case, three bits. In the digital-to-analogue converter at (a) only the analogue outputs corresponding to the vertical bars are possible. Similarly, at (b) the digital output is constrained to the horizontal 'steps'. The difference between the ideal and actual outputs is quantizing error.

Table 4 The 8.4.2.1. and 2.4.2.1. Decimal Codes

Decimal number	8.4.2.1.	2.4.2.1.
	b.c.d. (×8) (×4) (×2) (×1)	b.c.d. (×2) (×4) (×2) (×1)
0	0 0 0 0	0 0 0 0
1	0 0 0 1	0 0 0 1
2	0 0 1 0	0 0 1 0
3	0 0 1 1	0 0 1 1
4	0 1 0 0	0 1 0 0
5	0 1 0 1	0 1 0 1
6	0 1 1 0	0 1 1 0
7	0 1 1 1	0 1 1 1
8	1 0 0 0	1 1 1 0
9	1 0 0 1	1 1 1 1

period. Some converters use the so-called Gray code to eliminate the possibility of grossly inaccurate intermediate codes.

The Gray code is a binary code in which transitions between adjacent codes involve the change of only one bit at a time. Bit position does *not* signify a weighting in Gray code but each digital word in the code is still taken to represent a unique part of the analogue range. Four-bit, natural-binary and Gray codes are compared in Table 3.

Decimal codes. Digital circuits use a form of binary arithmetic – they can only process data if it is coded in binary form. However, most people are only familiar with decimal arithmetic, and a digital code in which decimal numbers are encoded in binary form is often used in systems or instruments with which people interact directly. Digital voltmeters use a.d.c.s which employ a decimal code to provide a decimal display. The user of a digital calculator feeds decimal numbers into the calculator, the calculator codes the numbers into binary form, performs calculations using binary arithmetic and decodes the results of the calculations back into decimal form for display.

The decimal number system uses the ten digits 0,1,2 ... 9, and if a decimal number is to be encoded in binary form each digit must be represented by the unique state of a digital word. The smallest number of bits which can be used to form ten different digital words is four. A four-bit word has sixteen possible states, any ten of which can in principle be used to represent the ten digits of the decimal system. The number of possible codes is:

$$16 \times 15 \times 14 \times 13 \times 12 \times 11 \times 10 \times 9 \times 8 \times 7 = 16! / 6! = 2.9 \times 10^{10}$$

or about thirty thousand million possibilities! Do not worry; you do not

need to remember this many, since there are only a limited number of decimal codes in use. Indeed, the question may well be asked "why not standardize on one decimal code?" The reasons associated with the development of a variety of codes are to do with the relative ease and efficiency with which available digital devices can perform manipulations on data coded in different ways.

Examples of two decimal codes which are used in converters are given in Table 4. The 8.4.2.1 code is most frequently used in a-to-d converters, and is commonly referred to simply as *binary-coded decimal* (b.c.d.), because the weights of the bits are the same as in the natural-binary number system. Note that the six upper states of the four-bit quad are not used and are simply discarded. In the 2.4.2.1 code, which is used in some converters, the bit in the m.s.b. position has a weight of 2 instead of the usual 8. The code has the advantages of having all 1s for full scale less one and d-to-a converters using the code require a smaller range of resistance values.

A-to-d converters which are designed to give a decimal readout require a binary quad for each output digit. Table 5 shows b.c.d. coding of some of the decimal fractions in the range 0-0.99. Note that in an a-to-d converter which

Table 5 Examples of 2-Digit BCD Weighting

Decimal fraction	b.c.d. code	
	m.s.q. (× 1/10) ×8×4×2×1	2nd quad (× 1/100) ×8×4×2×1
0.00=0.00+0.00	0 0 0 0	0 0 0 0
0.01=0.00+0.01	0 0 0 0	0 0 0 1
0.02=0.00+0.02	0 0 0 0	0 0 1 0
0.03=0.00+0.03	0 0 0 0	0 0 1 1
0.09=0.00+0.09	0 0 0 0	1 0 0 1
0.10=0.10+0.00	0 0 0 1	0 0 0 0
0.11=0.10+0.01	0 0 0 1	0 0 0 1
0.30=0.30+0.00	0 0 1 1	0 0 0 0
0.90=0.90+0.00	1 0 0 1	0 0 0 0
0.91=0.90+0.01	1 0 0 1	0 0 0 1
0.98=0.90+0.08	1 0 0 1	1 0 0 0
0.99=0.90+0.09	1 0 0 1	1 0 0 1

provides two decimal digits at its output, the magnitude of the analogue input corresponding to the l.s.b. of information presented at the output is 0.01 of full scale. The magnitude of the l.s.b. in an eight-bit binary coded converter is $1/(16 \times 16) = 0.0039$. In a sense, b.c.d. is wasteful since it only uses 10 of the possible sixteen states of a quad – a b.c.d. quad provides only $10/16$ the resolution of a natural-binary quad.

Bipolar codes. The converter codes discussed so far have related the normalized magnitudes of an analogue variable (fraction of full scale) to digital words; no regard has been taken of the polarity of the analogue signal. A variety of codes have been devised for use in conversions involving analogue signals of both polarities. In these bipolar codes a digital word is made to carry information about both the magnitude and polarity of the analogue signal.

Example of binary codes which are often used in bipolar conversions are shown in Table 6. At first sight, you may think that the seeming jumble of 0s and 1s is far too complicated to decipher. However, the principles which underly their formulation are not all that complicated.

continued on page 70

Acoustic breakthrough in record players

Measuring their susceptibility to sound feedback from loudspeakers

by James Moir and William R. Stevens James Moir & Associates

In domestic audio equipment the phenomenon of acoustic interference with record reproducers from associated loudspeakers is well known, but very little effort has been made to measure the effect. This article describes a test procedure for quantifying the sensitivity of record players to acoustic breakthrough and presents the results as a range of measurements made under various operating conditions (dust cover up or down, different record support mats etc.). Next month the author suggests a simple test for acoustic breakthrough that can be done in the home without laboratory equipment.

IT HAS long been appreciated that a pickup/tone arm/turntable combination could be acoustically excited by the signal from a loudspeaker and under suitable conditions induce self-oscillation in a record reproducer system. Indeed this was one of the reasons for the demise of the radiogram. The use of a single enclosure to house all the components brought the turntable into close proximity to the loudspeaker and it became difficult to avoid self-oscillation due to acoustic and mechanical feedback. However as far as the writer is aware there were no efforts to quantify the sensitivity of turntables to acoustic pick-up until the publication of a *Hi Fi Choice* survey of turntables and cartridges in 1977.

Our laboratory recently became involved in some assessment tests on several record players and these necessitated an investigation of the relative susceptibility of the various designs to acoustic feedback. This in turn required an investigation of the test technique used to assess the susceptibility and to confirm that the results obtained were not influenced by conditions external to the equipment being assessed. The tests provided much information of sufficient interest to be worth wider discussion.

The assessment technique used for the *Hi Fi Choice* survey was not described in detail, but in outline it took the obvious form of exposing the turntable assembly to the pink noise acoustic output of a loudspeaker and plotting the amplifier output voltage as a function of the excitation frequency with the pickup stylus resting on a stationary record. It was shown that turntable designs vary widely in their sensitivity

to acoustic pick-up and that some of the less satisfactory designs were as much as 20dB more sensitive to pick-up than the models where the designer had obviously given some considerable thought to the problem of isolating the pickup and turntable from the loudspeaker. A typical noise induced voltage/frequency response curve taken from the publication is reproduced in Fig. 1 as an indication of the results obtained.

The mechanism by which the noise-induced voltage becomes a problem is easy to follow. Any relative movement of pickup stylus and the record surface due to vibration will generate a noise voltage at the vibration frequency, and this after passing through the amplifier, will be radiated by the loudspeaker either as noise or vibration. Some fraction of this will reach the pickup stylus. If the acoustically excited voltage from the pickup, increased by the amplifier system gain and reduced by the signal attenuation between the loudspeaker and the pickup stylus, exceeds the initiating voltage, the system will burst into self-oscillation. This is the feedback amplifier stability equation in simple words. An amplifier having a gain of g with the feedback ratio of k will be on the verge of instability when gk in the simple gain equation:

$$\text{gain with feedback} = \frac{g}{1-gk}$$

exceeds unity

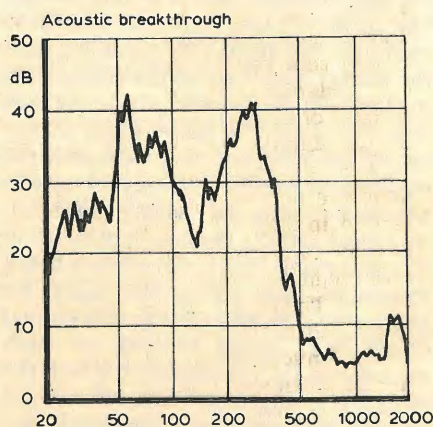


Fig. 1. Acoustic breakthrough as illustrated in the *Hi Fi Choice* survey of turntables and cartridges in 1977. Turntable assembly was exposed to acoustic pink noise from a loudspeaker.

The denominator is then zero and the gain rises to infinity.

The section of the signal loop providing the gain extends from the pickup through the amplifier and up to the current in the speaker voice coil. From that point onwards the signal is reduced by the inefficiency of the conversion from current variations in the voice coil to air pressure changes in the room and by the attenuation of the air path between loudspeaker and turntable. Mechanical vibration from the loudspeaker is attenuated along the parallel path for vibration through the speaker fixings into the speaker enclosure and from this through the supporting table and into the record player and hence up to the stylus tip.

When designing an amplifier with negative feedback the complex forms of both the gain and attenuation paths have to be considered in determining the stability margin, but where, as in the present example, the feedback path includes the room acoustics, the phase of the signal in the feedback path from loudspeaker to stylus tip cannot be controlled or predicted and oscillation is likely to ensue at any frequency at which the product of gain and attenuation approaches unity.

However, it is probable that the subjectively acceptable limit to the effect on sound quality of this feedback will be reached long before sustained oscillation actually occurs. The approach to continuous oscillation is marked by the appearance of a peak in the frequency response of the system and this colours the sound in exactly the way that the presence of any form of resonant circuit adds its own characteristic colour to a signal. This is nicely illustrated by the curves of Fig 2. The lower curve is the frequency response of an ordinary amplifier and it is seen to be flat within about ± 1 dB from 20Hz to 20,000Hz. The addition of sufficient positive feedback to bring it within about 5dB of sustained oscillation is seen to produce a peak of about 30dB in the frequency response at the frequency at which the amplifier would burst into oscillation if the feedback was further increased.

A system having such a small margin of stability that it is nearing continuous oscillation will have an overload performance that varies continuously with change in the programme spectrum. Each time there is a burst of programme

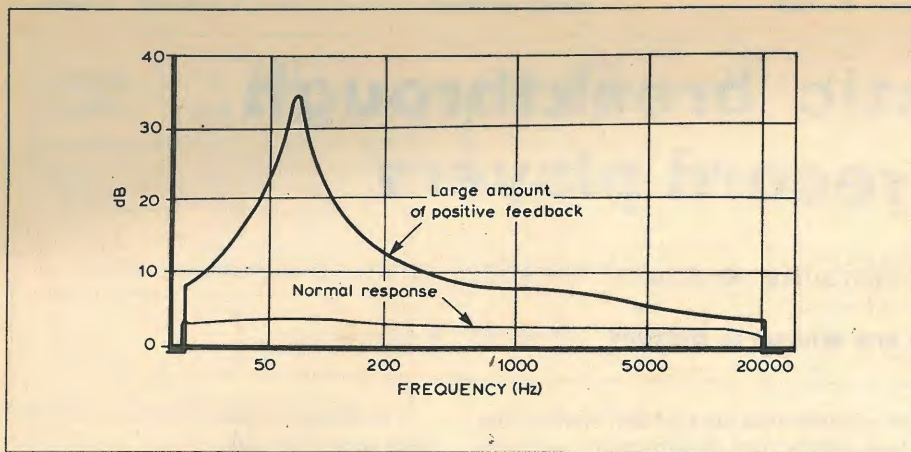


Fig. 2. Frequency response of an amplifier with heavy positive feedback (upper curve) and without it (lower curve).

energy in the vicinity of the peak in the frequency response, the amplifier may overload even though the signal amplitudes in other frequency regions are very far from overloading the amplifier. When the burst of programme energy around the peak frequency subsides the performance will revert to that of a system having a flat frequency response. The effects are broadly similar to those obtained when using an amplifier with a bass boost of 30dB. There is a subtle difference in that the bass boost obtained through feedback between the turntable and loudspeaker has a built-in time delay before it is operative. Thus a sound in the programme at the frequency of the peak will be followed by an echo delayed in time by an amount proportional to the spacing between loudspeaker and record player and to the amount by which the reproducer system fails to reach continuous oscillation. This time delay was clearly audible in the listening tests.

The 'noise' voltage that is induced into the pickup by the sound field of the loudspeaker, or by the transmission of vibration from the speaker to the pickup, is a function of the relative movement of stylus tip and record surface. It was initially thought reasonable to assume that the amplitude of movement of the record surface would greatly exceed that of the stylus tip, for the area of the record surface greatly exceeds the area of the tone arm and pickup assembly. To a first approximation the mechanical force exerted on any surface by the acoustic wave is directly proportional to the area of that surface. This neglects such factors as the shape of the surface and the variation in the phase of the incident acoustic wave over the turntable surface, but these are not really relevant in practice.

Acoustic excitation of the turntable and record occurs as a direct result of the mechanical forces exerted on the pickup and turntable enclosure by the sound wave from the loudspeaker, but there may be indirect effects due to acoustically excited vibration of the surface on which the record player stands. These surfaces, such as a table or set of shelves, will be excited into

vibration by the incident acoustic wave or by direct mechanical transmission of vibration from the loudspeaker, and the resultant vibration of the table will be transmitted into the record player through the feet on which the unit stands. As the surface area of the shelf or table may greatly exceed the area of the record player the resultant vibration of the table surface transmitted into the player may exceed the amplitude of the vibration directly induced into the turntable by the same acoustic wave.

It is illuminating to consider the multiplicity of resonant elements involved in the simplest situation where the turntable motor and arm are assembled on a single motor board resiliently isolated by springs or rubber from the body of the player unit, which in turn is resiliently isolated from the table or shelf on which the units stand. It is assumed that the system is energised by a pink noise signal from the loudspeaker.

The surface of the turntable and motor mounting board and the unit enclosure will be subject to a driving force due to the impact of the acoustic wave on the turntable surface and on the box in which the turntable system is mounted. We started by assuming that the energy spectrum of the sound field incident on the record player is that characterising pink noise, equal energy per octave band, but the spectrum of the resulting vibration at the stylus tip will almost certainly be widely different. Any mechanically resonant element in the path along which vibration is being transmitted will colour the signal by tending to concentrate the vibrational energy into bands centred on each resonant mode. The degree to which the energy is concentrated is a function of the Q of each resonant mode, but it also depends upon the length of time that the excitation persists. Resonant elements with high values of Q will require relatively long times to achieve their final amplitude and equally long times

for the amplitude to decay to its normal level when the excitation is removed. Each resonant element in the path between the voice coil current and the stylus tip will add its own characteristic colouration to the signal.

The turntable itself will exhibit the resonances inherent in a circular disc, each resonant peak having a Q determined by the construction adopted for the turntable. A single simple circular metal plate will have many resonances of very high Q but a turntable consisting of two separate pieces of metal clamped together will have higher internal frictional losses and a lower value for Q . The addition of a mat to the table may also damp the resonances in the disk, any advantage so gained being a function of the quality and thickness of the mat and the degree of its adhesion to the table surface. The amplitude and frequency of maximum vibration of the turntable surface is a function of the distance of the pickup from the centre pin, but in addition to the resonant modes characteristic of a metal disc there will be others due to the turntable being supported only at its centre and thus free to rock about the centre pin.

The board carrying the motor and turntable will have the series of resonances characteristic of a rectangular plate, modified by the attachment of the motor to the board at several points. At all frequencies except that of the lowest mode of resonance, the point on the motor board at which the tone arm is fixed will move in and out of phase with the centre of the spindle. Thus at any given instant the tone arm base may be moving upwards while the turntable spindle and record surface are moving downwards or sideways.

The tone arm and cartridge assembly provides another group of resonances. The long section of the arm will exhibit both longitudinal resonance and torsional resonance with the rear section of the arm having similar modes of resonance but at other frequencies. There are other modes due to the resonant combination of the vertical compliance of the pickup and arm assembly and the effective mass of the arm. In consequence the movement of the stylus tip is unlikely to mirror the movement of the tone arm base, or that of the motor board to which the tone arm is fixed. The presence of the tone arm and mounting pillar between the motor board and stylus radically alters the frequency spectrum of the vibration at the stylus.

The resilient feet used to isolate the turntable from the table or shelf on which it stands will introduce a prominent peak into the vibration transmission path at some low frequency determined by the compliance of the resilient feet and the mass of the whole turntable unit. As will be shown by the tests to be described, acoustically induced mechanical vibration in the

table or shelf on which the player stands is often the major cause of serious colouration of the signal from the turntable unit. Finally there is the colouration introduced by the presence of the many acoustic air resonances that are characteristic of every room. In addition to the direct colouration of every sound in the room these acoustic resonances determine to a large extent the attenuation of the path between loudspeaker and record player and the frequency at which the maximum excitation of the record player occurs.

In addition to the basic modes of resonance outlined in the previous paragraphs there are interactions between many of the modes of movement and these interactions result in very complicated patterns of vibration and modulation of the basic modes. In total there may be several tens of resonances in the acoustical and mechanical path between the loudspeaker and the stylus tip.

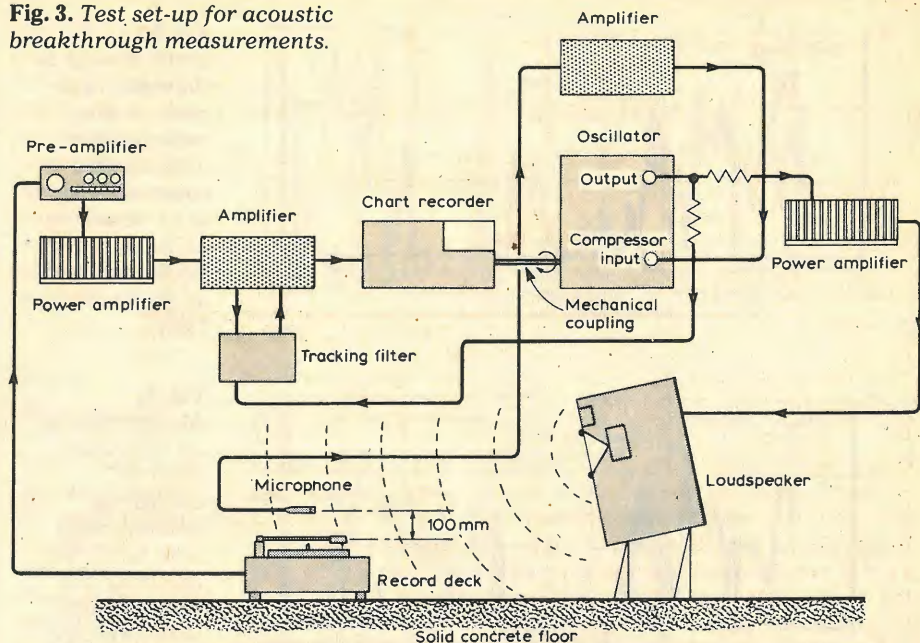
This all sounds very alarming and the question that springs to mind is: "Just how serious are the effects of all these parasitic vibrations on the sound output from the pickup?"

The experimental procedure adopted to provide objective data on the extent of the trouble was nominally straightforward. In the initial tests the turntable being investigated stood on a laboratory table, having a top 40 inches by 28 inches and incomparably stiffer and more rigid than any shelf system likely to be used in domestic conditions to support a record player unit. A wide range loudspeaker, an Eagle Type 7600 having a particularly flat frequency response, was used to provide acoustic excitation. This was driven by a Quad 405 amplifier from a B & K Type 1014 sine wave signal generator, but as it is necessary to ensure as far as possible that the acoustic signal has constant amplitude at the surface of the turntable, a feedback loop was installed to control the signal generator output, the control circuit microphone being supported at a point about 100mm above the turntable centre pin. This control loop takes out all the peaks and dips due to variations in the loudspeaker output and due to the standing waves that exist in any enclosed space.

The pickup output was amplified and given RIAA correction in a Quad pre-amplifier and then used to drive a B & K high speed chart recorder mechanically coupled to the 1014 signal generator that provided the drive signal for the loudspeaker. This combination of instruments provided printed charts of the acoustically induced voltages as a function of the exciting frequency. A block diagram of the test equipment is shown in Fig 3.

A typical acoustically induced response curve provided by this equipment is illustrated by Fig 4. The top of the chart (not shown) corresponds to 50dB on the vertical scale, and this corresponds to the signal output from a 5cm/

Fig. 3. Test set-up for acoustic breakthrough measurements.



second recording of a 1kHz tone. The curves are those obtained when the sound pressure level was held by the control system at a level of 90dB at a point 100mm above the centre pin. However, it should be remembered that the ratio of signal-to-acoustically-induced-noise is independent of the level of the signal on the record that induces the "noise" voltage. A separate check showed that there were no significant amplitude dependent effects, the acoustically induced noise voltage from the pickup decreasing by 10dB each time the loudspeaker drive voltage was reduced by 10dB.

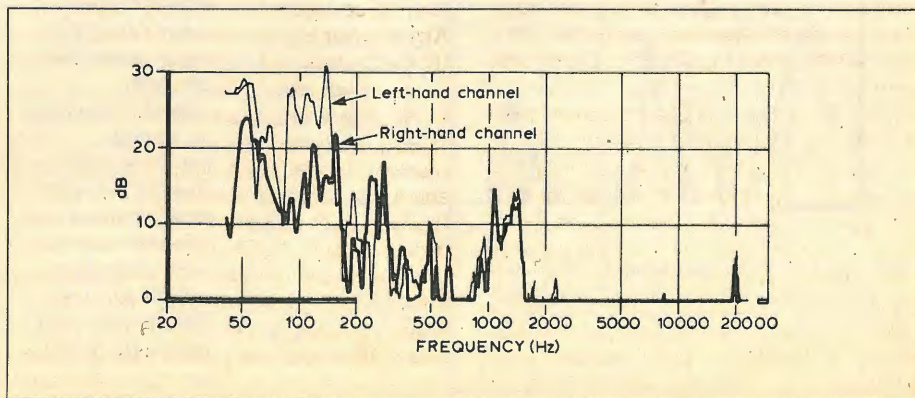
It will be seen from Fig. 4 that there are many prominent peaks in the induced noise voltage at frequencies up to about 300Hz with another group of resonances between 1000Hz and

1500Hz, the peak in the region of 50Hz being some 23dB below the level of the 1kHz reference signal. This chart, Fig 4, also illustrates another feature; in almost all the units tested the noise induced signal in the left hand channel was found to be greater than the signal induced into the right hand channel. Comparison of Fig 4 with Fig. 1 demonstrates the advantage of using sinusoidal tones rather than pink noise as acoustic excitation.

Figures 5 to 7 illustrate an interesting series of results taken while the test set-up was being verified. In Fig 5 the upper curve was obtained with the dust cover lid to the player in the 'up' position while the lower curve resulted when the lid was closed. It will be seen that closing the lid had little effect upon the breakthrough voltage at the lower frequencies, but effected a very significant reduction in the frequency band between 1 and 1.5kHz. This cover was one of the now almost universal Perspex type moulded lids and it is clearly too light in weight to exclude the low frequency components in the acoustic noise.

Fig. 6 compares the breakthrough with the turntable stationary and with it revolving normally, and it will be seen that there is no significant difference. An Audio Technica AT 12XE pickup

Fig. 4. Example of acoustic breakthrough measurement on a record player made with the Fig. 3 set-up. The top of the chart (not shown) is at 50dB on the vertical scale, and this corresponds to a reference level of the signal output from a 5cm/s recording of a 1kHz tone. Note the difference in breakthrough between the left-hand and right-hand channels. The pickup is in the centre of the record.



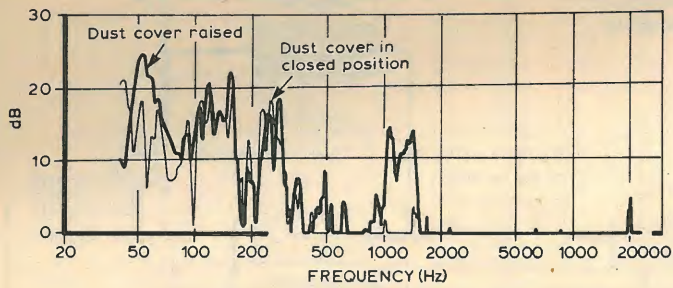


Fig. 5. Breakthrough in the right-hand channel of a record player with the dust cover raised and in its closed position (50dB = ref. level of 5cm/s at 1kHz).

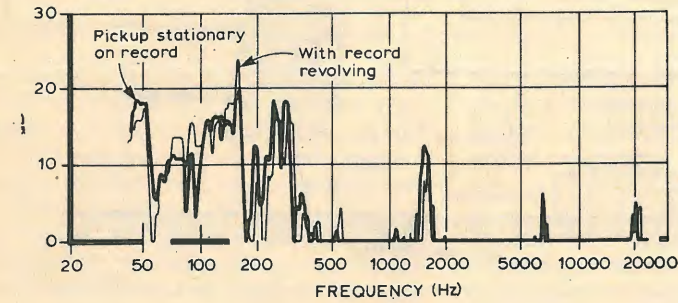


Fig. 6. Measurements on right-hand channel comparing breakthrough with turntable revolving and breakthrough with turntable stationary (50dB = ref. level 5cm/s at 1kHz).

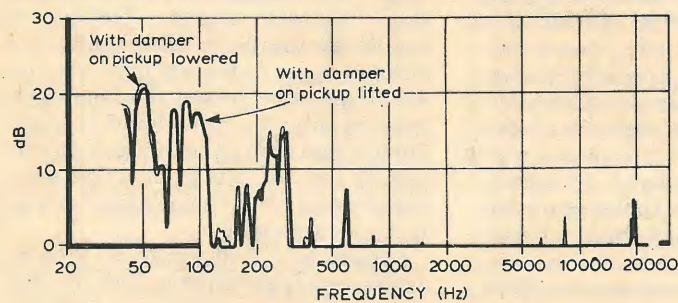


Fig. 7. Breakthrough in right-hand channel with pickup damper lifted and damper lowered (50dB = ref. level 5cm/s at 1kHz).

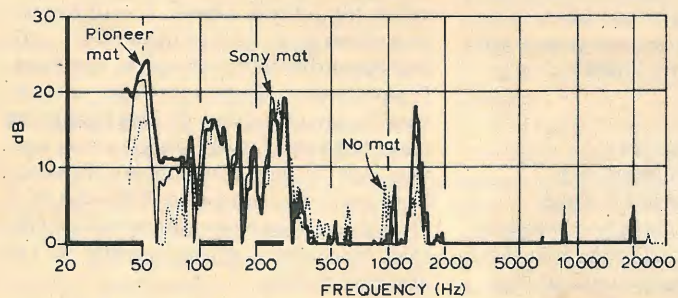


Fig. 8. Effects of record support mats on breakthrough in right-hand channel (50dB = ref. level 5cm/s at 1kHz).

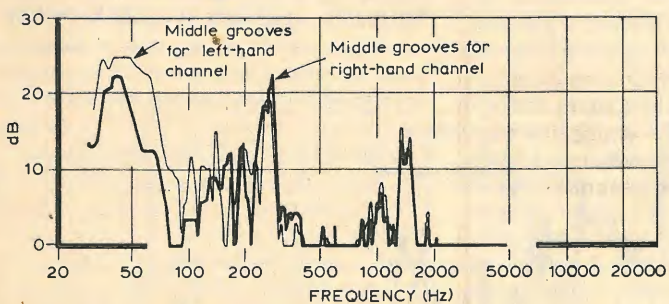


Fig. 9. Breakthrough when turntable and loudspeaker are both mounted directly on a solid concrete floor. Results for right- and left-hand channel outputs with pickup on middle grooves (50dB = ref. level 5cm/s at 1kHz).

was used for these preliminary tests, but to check the effect on the acoustic breakthrough of using a damper near the stylus tip a Shure V15 Mk4 pickup was substituted and charts taken with the brush in contact with the record surface and out of contact. It will be seen from Fig. 7 that the brush makes no significant difference to the acoustically induced voltage but Shure claim no advantage in this respect, the brush being added to reduce electrostatically induced charges and to reduce the amplitude of the low frequency arm resonance. It achieves both of these results.

In recent months there have been many claims to the advantages in terms of sound quality of using various types of special record mat, so as a matter of interest we tested about six different types of record support pad or mat that we happened to have available. These mats had many different rib patterns and included mats cut from pieces of soft foam and soft felt, but the differences were only of the order of those obtained by repeating the test on any one type of mat. It is reasonable to suggest that if the design, construction or material of a turntable mat does indeed produce significant differences in sound quality then it is unlikely to be due to their effect in reducing the amount of turntable vibration transmitted to the record surface. Fig 8 illustrates the differences between three of the types of mat we tested.

The first major reduction in the level of the acoustically induced noise appeared when the turntable under test and the exciting loudspeaker were mounted on separate supports, or were both mounted directly on a heavy concrete floor. Figs 4 and 9 illustrate the advantage. Not only did this reduce all the peaks by about 10dB but it substantially eliminated most of the minor peaks above 300Hz. If Fig. 9 is compared with Fig. 4 it will be seen that the improvement is radical, so much so that any method of assessing the amount of acoustic breakthrough must specify that the turntable and exciting loudspeaker are to be mounted on a solid concrete block, or on a solid concrete floor during the test. Standing the units on a timber floor greatly reduces the value of the data and may invalidate the conditions.

It is impossible to reproduce all the data obtained on the many turntables that were tested, but some general conclusions are interesting. In an early paragraph of this contribution it was pointed out that the induced noise voltage generated by the pickup was a function of the stylus velocity and that it should be the same whether the stylus vibrated against a stationary record or the record surface vibrated the stylus in a stationary pickup head. In all the turntables tested the pickup voltage appeared to result from vibration of the pickup against a relatively stationary record surface, vibration from the mo-

tor board being transmitted up the tone arm fixings and along the tone arm to the pickup. This is contrary to our first thoughts on the subject. It was earlier noted that wide changes in the softness of the turntable mat had relatively little effect on the noise induced voltage and this is one result to be expected if the pickup is moving with respect to the record surface.

As the evidence suggested that vibration of the tone arm was mainly responsible for the peaks in the acoustically excited frequency response, an attempt was made to separate the peakiness introduced by acoustic excitation of the record player enclosure from the peaks due to resonance in the tone arm. The arm was removed from the record player and mounted on a Goodmans vibration table driven by a separate amplifier and control loop system set to maintain constant the velocity amplitude at the base of the tone arm. The exciting frequency was then swept through the audio range and the RIAA corrected pickup output plotted by the B & K high speed chart recorder. This produced the chart of Fig. 10. It will be seen that this particular arm system introduced two major peaks in the response at frequencies around 60Hz and 250Hz plus a good deal of hash at all frequencies below about 100Hz.

It is interesting to compare this curve with that shown in Fig. 11, the acoustically excited response of the same tone arm system when mounted in the record player. The same two prominent peaks are present at 60Hz and 250Hz but with considerable extra noise produced by the acoustic excitation of the record player housing, particularly at frequencies above about 400Hz where there is little sign of trouble from the pickup arm alone.

Some of the undesirable effects on the sound quality of these acoustically excited peaks have been discussed earlier in the contribution but there are other effects that are equally undesirable. Prominent resonances in the tone arm when acoustically excited by the sounds from the loudspeaker are likely to result in modulation of the signal being reproduced from the record, for the contact of the stylus with the groove is being continually modified by resonant vibration of the arm. Thus any recorded signal is likely to be amplitude modulated at the frequency of these arm resonances. This suggestion was checked experimentally, the results being illustrated by Figs. 12 & 13. The first chart shows a spectrum analyser picture (narrow band analysis from 2kHz to 4kHz) of a 3kHz recording replayed without any signal being applied to the loudspeaker. Thus there can be no acoustically excited distortion and it will be seen that the general random noise is some 50dB below the peak signal. Fig. 13 is a repeat of the same recording when a 250Hz 95dB tone is reproduced by the loudspeaker. It will

Fig. 10. Vibration test on tone arm alone. Right- and left-hand channel outputs with pickup on solid object and constant velocity maintained at base of arm.

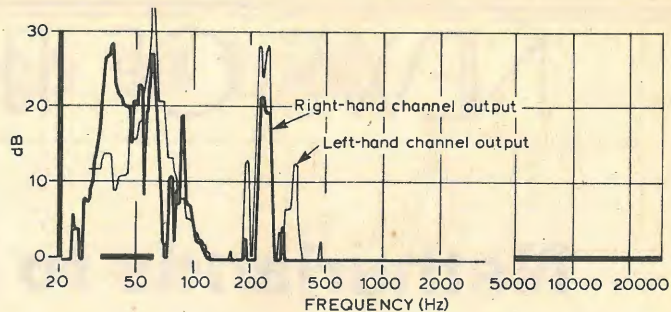


Fig. 11. Breakthrough with same tone arm system as in Fig. 10 mounted in record player. Right- and left-hand channel outputs with pickup on middle grooves (50dB = ref. level 5cm/s at 1kHz).

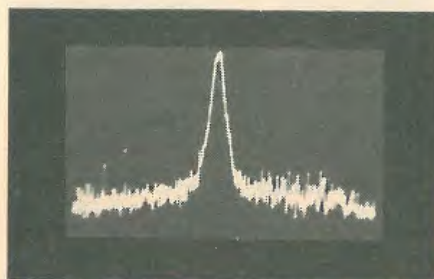
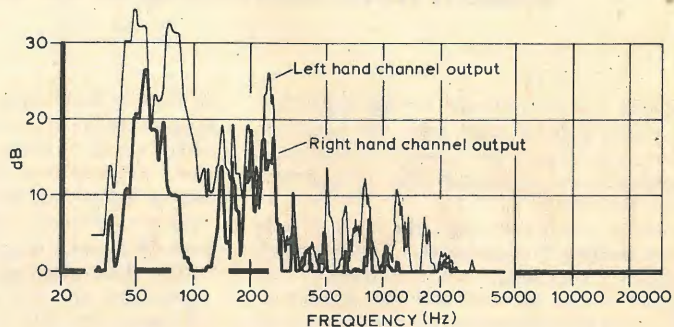


Fig. 12. Spectrum analyser picture of 3kHz recording replayed without any signal being applied to test loudspeaker (30Hz bandwidth analysis 2kHz-4kHz).

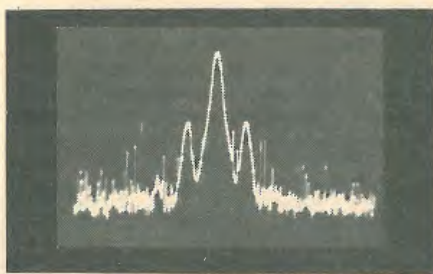


Fig. 13. Same spectrum analyser test as in Fig 12 but with a 250Hz, 95dB tone coming from the test loudspeaker.

be seen that two sidebands have appeared having an amplitude about 25dB below the peak signal amplitude due to modulation of the recorded signal by the acoustically excited resonance in the tone arm.

To be continued

References

Turntables & Cartridges, *Hi Fi Choice*, 1977.
Audible Effects of Mechanical Resonance in Turntables, Poal Ladegard of B & K, A.E.S. Convention Paper, 1977.

Literature Received

V.h.f., u.h.f. and microwave (4GHz) ceramic chip capacitors made by Vitramon and specified in a leaflet, obtainable from Vitramon Ltd, Wycombe Lane, Wooburn Green, High Wycombe, Bucks HP10 0HH. WW 401

Data sheets on T and B Ansley flat cables and connectors, and associated components are distributed by Sasco, P.O. Box 2000, Crawley, Sussex RH10 2RU. WW 402

Switched-mode power supplies and regulators made by Lambda are described in two leaflets, LSS and LJ/LG, available from Lambda Electronics Co., Abbey Barn Road, High Wycombe, Bucks. WW 403

A leaflet on the Microdata M200 series of data logging equipment, designed for portable use, is available from Microdata Ltd, Monitor House, Station Road, Radlett, Herts WD7 8JX. WW 405

For use in laboratories, industry or field to find faults on any IEEE 488 system, the Model 4810 488 Bus Fault Analyser is made by ICS, who produce a leaflet, distributed by Amplicon Electronics Ltd, Lion Mews, Hove, BN3 5RA. WW 406

The 1979 catalogue from Measurement Technology is available, containing information on safety barriers and intrinsically-safe power supplies, temperature transmitters and trip amplifiers, interface units and application papers. Sales Dept., Measurement Technology Ltd, Power Court, Luton, Beds LU1 3JJ. WW 407

The Computer Bookshop have sent us a list of sixty-nine books on computing and fourteen books on computers in education. Transparency masters for teaching are included. Available from Temple House, 43-48 New Street, Birmingham B32 4LH. WW 408

NEWS OF THE MONTH

Netherlands to introduce c.b. — could it have something to do with a British/Dutch development?

Despite the Netherlands' strong opposition to citizens' band radio over the past few years, the country has now announced new legislation for the introduction of a service early next year.

About three years ago the Netherlands very nearly got c.b. by default. There were so many c.b. sets being used there illegally as a result of the service over the border in Germany and elsewhere, that the Dutch were almost forced to legalize it. Incidentally, this actually happened in Australia. Instead the Dutch brought in heavy legislation saying that one could be prosecuted even for the possession of c.b. equipment. (In the UK one can only be prosecuted for illegal use or importing of c.b. equipment, not for possession.) So why the sudden change of legislation?

Speculating, *Wireless World* suggests that it has something to do with the British/Dutch development of frequency synthesizer and universal divider chips (see p. 48, December 78 issue). Before any decision was made regarding the introduction of c.b., the Secretary of State for the Ministry of Traffic and Waterways, the department responsible for radio communications, ordered a study to be carried out by the Dutch PTT. This study concluded that a 22-channel (the CEPT standard), 27MHz band system should be used. With the two chips, developed by Philips and Mullard, it would be possible to produce a fully-synthesized c.b. set which could not only secure a home market for the Dutch, but could also be the only type-approved equipment acceptable in the legislation. This would stop previously imported, illegal equipment, being used in the new service. It may be significant that the new legislation was announced just two months after the two chips were developed, according to one of our sources. The change of law was announced on Dutch radio on Monday, January 22, according to our contact in the Hague. Strangely enough, the Belgians, who already have a 27MHz business service, started re-examining their legislation in December.

The Dutch legislation, which has been given the name MARC (licensing general radio communication) — it is worth noting that most countries avoid using the phrase 'citizens' band radio' and choose other names, such as "general radio" — will permit licences to be granted to individuals of 16 years of age or older who have passed an examination similar to the Radio Amateurs' Examination, required of radio amateurs in the UK. One would assume that this examination will be similar to the first part of the RAE, which deals with licensing conditions and interference, and not the technical section. MARC will carry similar restrictions

to those in the amateur radio licences, regarding unlawful or obscene communications, broadcasting of music, and advertising, and there will also be a licence fee. The Dutch service will permit the use of f.m. only and a maximum effective radiated power of 0.5W (the CEPT recommended f.m. in October 1975). Naturally, unlike amateur radio equipment, the c.b. sets will have to be type-approved, with a certificate of registration for the user, and experimenting is limited to the system and location of the antenna.

A brief summary of some of the other c.b. services in the world is given below:

Switzerland: 27MHz, 12 channels, 0.1W e.r.p., handheld radio telephone only — no external power, f.m., a.m., or s.s.b., called general radio, not c.b. Forbid international traffic.

Belgium: Understood to be 27MHz, 0.1W, business radio not c.b.

Denmark: type approved 27MHz for everyone, 22 ch. + maritime channel, small factory-made stations, a.m. or f.m., no s.s.b. 12 years and over or 12 to 15 under supervision.

West Germany: 27MHz, 12 ch., a.m., f.m., no s.s.b., 0.5W output.

Austria: 27MHz, 12 ch., understood to be a.m., f.m. only.

France: 22 ch., + additional from 26.96 to 27.28MHz, no licence — max 5mW output, with licence — 5 to 100mW, exclusively portable.

Italy: 27MHz, 22ch., a.m. or f.m., antenna must be attached to equipment, 1W e.r.p., handheld.

New Zealand: 26MHz, 14ch., 11 for general use, 3 for government departments, public bodies and approved operators, a.m. only.

USA: 27MHz, 40 ch., d.s.b. (suppressed carrier) 4W out, 5W in, s.s.b., 12W p.e.p., also u.h.f. service, 2 blocks of 8 ch., 5MHz duplex repeaters permitted. 50W base stations restricted to one block of 8, mobiles may operate on both blocks.

Norway: 27MHz, 24 ch. + 2 ch., type approved 5W a.m., 4 services, all use calling channel plus others, 10 ch. to private radio — c.b., 8 ch. to sports, scouts, clubs etc, 9 ch. to industry, 9 ch. to public services such as Red Cross, mountain rescue etc.

Sweden: 27MHz, 22 ch. a.m. only, depends on use which of two 11 ch. are allocated, 1-11 max 0.5W, 12-22 max 5W.

Canada: Similar to USA, 40 ch. a.m. s.s.b., 27MHz.

Austria: 27MHz, 12 ch. 0.5W e.r.p. max.

Australia: 27MHz, 18 ch. not equivalent to CEPT standard, s.s.b. only, 12W p.e.p., also 40 ch. of u.h.f., f.m., 5W at 447MHz.

Yugoslavia: permit 27MHz work for individuals.

Poland: permit 27MHz club band — where need is shown.

Israel: community 27MHz for kibbutzim.

S. Africa: 3 bands, 19 ch. of CEPT band, a.m. only, 100mW, 22 ch. 27MHz a.m., 5W or s.s.b., 20W p.e.p., 29MHz a.m. 5W and s.s.b. 20W p.e.p., mostly mobile operation.

Monaco: similar to France.

Finland: 27MHz, 22 ch. + marine ch., a.m. only, 5W.

Ireland: it is suspected that they turn a blind eye to c.b. operation.

Spain, Portugal, Greece: c.b. service legally operates.

Brazil: has legal c.b. service — public general radio.

Cyprus: permit service.

Radio interference document published

A document on radio interference, aimed particularly at importers and exporters of equipment which is likely to cause interference, has been published by the British Standards Institution. The document, PD6485 "Limits of radio interference and leakage currents according to CISPR and national regulations", is not a British Standard — the prefix PD refers to 'published document'. Its contents, according to BSI, are identical with CISPR (International Special Committee on Radio Interference) publication 9.

The information contained in the document is in two parts. The first section gives the limits of radio interference as they apply in different countries, and whether these have legal or voluntary status. This includes ten tables, each covering a different source of interference such as ignition, rf equipment, regulating controls and switch-start fluorescent fittings. The second section gives details, also in tabular form, of national requirements for leakage currents, and the limiting values of capacitance and energy for radio interference suppression capacitors.

Carfax to go on trial

Carfax, the BBC's traffic information system, is to go on trial in London later this year. Five transmitters will transmit experimental broadcasts over a 40-mile radius, and the whole thing will be financed by the Department of Transport, according to an announcement by Secretary of State, William Rodgers. It is estimated that the trial will cost £285,000.

Until now, according to a BBC spokesman, the research work on Carfax has been done "on a shoestring". The transmitters used in the trials so far have been 1930s equipment (salvaged from a BBC storeroom) with a few add-on units. The aerial systems have been built from towers or existing antenna systems already possessed by the BBC.

Three of the transmitting stations at Brookmans Park, Lots Road, Chelsea, and Kingswood Warren, are already operational. The other two transmitters, one at Hoö, near Rochester, Kent, and one at the headquarters of the Transport Road Research Laboratory (TRRL) at Crowthorne, Berkshire, will be new and may well be operational by the time this issue is published.

The trial is expected to last about two years and at the end of this a decision will be made about the value of Carfax. To set the system up nationwide the BBC would need between 50 and 80 transmitters and it would cost about £4 million. The major part of the work involves an examination of the technical and broadcasting aspects of the Carfax scheme. The Corporation expects to receive about £200,000 for this. Although these sums may seem high, it has been suggested by a BBC spokesman that one should compare them with the cost of a single roundabout and look at the benefits to be had from the two cases. A TRRL working party has estimated that the Carfax scheme could save Britain between £5 million and £10 million a year. These savings are difficult to prove, but they are based on tangible and intangible benefits which apparently the TRRL are experts on. Tangible benefits come from reducing the number of cars in jams, petrol used, road accident and hospitalization



resulting from accidents. An example of an intangible benefit is the peace of mind which a driver has when he knows that he can obtain the required information for his journey.

Between 100 and 500 test receivers will be used during the trial, but these will not be available to the general public; their allocation will be decided by the Department of Transport and the BBC. If the engineering trial proves successful traffic information will be supplied by police forces in the Home Counties, probably with the help of the AA and RAC, and this could be collated by the BBC Motoring Unit. An initial £85,000 will be spent on investigating ways of improving the method of information collection.

A top-loaded, base-fed mast radiator some 45m high used in a typical Carfax antenna system. The transmitter is adjusted to give an 'effective monopole radiated power' not exceeding 50W. This particular antenna system is a temporary installation at Kingswood Warren near Reigate. The dish antenna in the foreground is not part of the Carfax system.



Ve aff vays

In Europe motorists using the German traffic-information system, ARI, have to watch the road signs to find the receiver channel for the area they are travelling through. One wonders if this sign, seen near Oxford, is a preview of what motorists will see if Carfax is adopted. If the BBC's idea of shaping the coverage area of each transmitter to suit a geographical area (see p28, Jan. 1978 issue) works in practice, and no overlap is allowed, a motorist in area A who is about to move into area B could well miss B transmitter's vital announcement just before entering the B zone. For the system to work correctly in this case it may be necessary for drivers to take a route decided by Carfax, not themselves — hence the sign. The driver could, of course, take the "other route", and use ARI.

"Engineers' registration needs teeth" — Redmond

Once again the IEE has emphasized its view that the engineering profession in the UK should be made more exclusive, on a par with those of the doctors and the lawyers. It believes the standards of qualification should be raised — above those at present set nationally by the CEI — and that engineers should be registered by a statutory authority with powers of exclusion, in the manner of some other professions. Speaking at the IEE's annual dinner the president of the Institution, Sir James Redmond (former BBC director of engineering) said: "After 16 years' experience in the CEI we have come sadly but firmly to the conclusion that the present system of setting national standards of qualification does not work, and never will work satisfactorily. The CEI structure is such that its decisions will always lag behind the needs of the day. It depends too much on a consensus of numerous Institutions."

Consequently, Sir James went on, the IEE had strongly recommended to the Finniston committee that national standards of

qualification of professional engineers should be taken out of the hands of the institutions and the CEI. They should be set and administered by an independent statutory authority. This authority should be composed mainly of professional engineers acting independently in a personal capacity. It would be similar to the statutory bodies that regulate various other learned professions in the UK. The IEE had also told the Finniston committee that registration by itself was not enough. "The registration authority must have authority, it must have teeth. That means that registered engineers, like members of some other professions, should have certain work reserved to them by law, for instance work in areas affecting public safety and the public purse."

This would make individual engineers publicly and identifiably accountable for their work and hence more mindful of their responsibilities. It would provide effective means of dealing with misconduct and incompetence since the ultimate sanction of

striking a miscreant off the register would limit the scope of his employment.

It would ensure that work of significant public interest was either carried out or supervised by engineers qualified to an acceptable standard. It would arm the registering council with significant powers for raising qualification standards because the meeting of these standards would open avenues of employment. And it would make the profession attractive to more of the best school-leavers as a highly qualified, well-disciplined profession to which work of special importance had been entrusted.

"I must emphasize most strongly," continued Sir James, "that we regard the reserving of work of special social importance to the fully-qualified registered engineer as being an essential adjunct to statutory registration. We believe that, without this reservation, the value of statutory regulation of the profession would be very seriously diminished."

New system "finds" babies with poor hearing

Newborn infants with defective hearing can now be identified within the first day of birth. The Mt Diablo Hospital medical Centre (USA) is using a recently developed portable test instrument which measures the threshold of hearing by playing sounds, as a series of clicks varying in number, rate and intensity, through earphones placed over the infant's head. The instrument is known as "Synap 1" (after "synapse," the point at which a nerve impulse passes between neurons), and surface electrodes taped to the scalp pick up the brainwave response and feed it into the test unit's microcomputer. Data thus obtained is used to evaluate changes in the brain's electrical activity by accumulating the amplified analogue signals, converting them into digital information, and then averaging the data into a single wave which is recorded on magnetic tape. A

trained operator can detect from the played-back tape the degree to which the infant heard the clicks, and the test, known as the "Brainstem Evoked Response" test (BER) can be performed even while the infant sleeps. Until now, community hospitals, where most babies are born, could not afford the standard BER test, and even severe hearing loss often went undiscovered until children reached school age. Synap 1 overcomes this problem of expense and restriction in the site of operation, previously only possible at major university medical centres. The implications for learning processes are wide — some children, unable to speak by school age, have been diagnosed as "slow" learners, and in some cases as mentally retarded, when the truth was that they were simply unable to hear what was being said. This new portable and inexpensive unit,


designed mainly by two volunteers from the Pacific Telephone Company, Gay Sommerville, a digital systems specialist, and Phil Poeschel, an analogue systems engineer, now facilitates the widespread screening of the newborn.

News in brief

The University of Salford is again running a one-week course, **Electronic Applications for Teachers**, July 16 to 20, to provide teachers who have some basic knowledge of semiconductor electronics with the opportunity to study the subject in greater depth. Material covered will be adequate for the electronics option of the J. M. B. 'A' level physics syllabus, or comparable syllabi. The course is to be devoted primarily to the study of operational amplifiers and integrated-circuit logic applications, and approximately half of the time is to be spent on experimental work. Further information from the Registrar's Department, University of Salford.

Two publications on the subject of **health hazards facing v.d.u. operators** (see p.76, March 79 issue) are now available. The first 'Eye Tests for v.d.u. operators,' is from the V.d.u. Eye Test Advisory Group and is a discussion document proposing a series of eye tests for v.d.u. operators. For further information contact Tom Steward, VET Advisory Group, Department of Human Sciences, University of Technology, Loughborough, Leicestershire LE11. The second, 'Visual Display Units — A Nightmare to the Operator?' comes from the Occupational Welfare Committee of the Association of Optical Practitioners. Further information on this publication can be obtained from Joan Chaumeton, Public Relations, 27a Sloane Square, London SW1 8AB.

Picture shows the two sides of a medal which has been struck by the French Mint in Paris in honour of the capital's radio and television centre. The 68mm medal costs £7.15 in bronze and £48.10 in silver. It may be obtained from Pierre Dehaye, Le Directeur, Monnaies et Medailles, 11 Quai de Conti, 75270 Paris 6e. No money should be enclosed initially.



No major obstacles to Japanese joining association— BREMA director

Applications from three Japanese television manufacturers to join the British Radio Equipment Manufacturers Association (BREMA) will be seriously considered in the next month or so and the director of the Association, Mr O. P. Sutton, sees "no major obstacles ahead". Several Japanese companies have applied for membership in the past, but they have been refused because of opposition from UK companies. However, now that there are links between British and Japanese television manufacturers this opposition appears to have disappeared and the three companies, Toshiba, Matsushita and Sony, are all set to join.

Although Hitachi recently joined forces with GEC it has no plans to join the organization. The other partnership is between Rank and Toshiba, who are together helping to safeguard Rank's tv production in Britain. Sony and National Panasonic are already manufacturing tv sets in Britain but their output is not included in figures for British production.

● Sony, whose assembly plants are in South Wales, is to increase its production by 50%, and provide 250 extra jobs as part of a £5 million expansion programme. A substantial

contribution is being made by the government and the Welsh Development Agency towards the cost of extending their plant at Bridgend, which presently employs 250 people. The expansion, say Sony, is due to increased demand. Approximately half of the company's present output is exported and the total capacity of 100,000 sets is to be increased by 50%. Britain supplies 50% of the present output, but this is also to increase.

● A report from NEDC sector working party of the electronic consumer goods industry, sets out a four-point strategy for restructuring and improving production in that industry. It suggests nationalization of British colour tv production into units of a suitable size for low-cost automated assembly; further involvements in existing Japanese technology; the more rapid utilization of new technology and products developed in other countries; and improvements in the quality and supply of British-made components. The industry is expected to spend up to £300 million in the next five years in this improvement programme and a substantial proportion of this will be provided by the Government under existing support schemes, it is reported.

New association for telecommunications consultants

The increasing complexity of telecommunications systems, including digital computer electronics, has resulted in the number of telecommunications consultants growing over recent years. Some of the consultancy firms, according to a public relations document, are acting in a somewhat unethical fashion and are claiming qualifications and expertise they do not possess. In certain cases, it is said, they even act as agents for manufacturers.

In order to give their clients an independent professional service, several consultancy companies combined efforts on January 1 to form the "Association of Telecommunications Consultants," whose members are expected to measure up to a certain level of qualification and capability. Minimum "paper" requirements for example, include HNC or similar in electrical or electronic engineering and City and Guilds certificate in telecommunications, plus seven years' experience in the field, including three as a practising consultant. This last requirement will make it very difficult for newcomers with valid skills to gain the necessary experience to become members of the organization.

The association insists that advice to clients must be well-informed and financially independent of equipment suppliers or other external influences and intends to form a disciplinary committee which will have the power to investigate complaints and recommend the expulsion of offending members.

Further details concerning this association can be obtained from the Association of Telecommunication Consultants, 53-54 King William Street, London, EC4.

Ship-to-shore communications satellites deal

Four British-made communications satellites are scheduled for launching from the ESA's Ariane launch site at Kourou, French Guiana, early in 1980. The manufacturing contract was signed in January between British Aerospace Dynamics and the ESA, valued at £73 million. Two of the satellites will be ECS types (European Communications Satellite) and two will be MAREC (maritime) versions, and it is expected that orders for three more satellites will follow. ECS is a regional communications satellite intended for European telephone, telex and tv traffic. The current contract provides for one satellite in orbit and a spare on the ground. MARECS differ in that the payload will provide direct telephone and telex links between ships and shore stations, offering improvements in quality and capacity. It is anticipated that the MARECS in particular will eventually be used as an element of a global satellite communication system.

Conferences and Exhibitions

The IEE and the IERE are calling for papers for the **9th European Microwave Conference** which is to be held from September 17 to 21 this year at the Brighton Centre in Brighton, England. The two institutions are holding the conference in co-operation with the Convention of National Societies of Electrical Engineering of Western Europe (EUREL), the International Microwave Power Institute (IMPI), the International Union of Radio Science (URSI), and Region 8 of the IEEE, with other societies and groups. Details from Professor Peter Clarricoats, Eu.M.C. Conference Chairman, Department of Electrical & Electronic Engineering, Queen Mary College, Mile End Road, London E.1. 4NS.

A second international conference on **television measurements** is to be held in London from May 21 to 23 this year. The purpose of this conference, which will be run by the IERE, will be to review the progress that has been made in this field since the first conference in 1970, and to consider the latest developments that have taken place. Further details from the Conference Registrar, IERE, 99 Gower Street, London, WC1E 6AZ.

Communications and microprocessors are the two themes of the programme of lectures at this year's **Leeds Electronics Exhibition**, which is to be held from July 3 to 5. The venue for the exhibition is the University of Leeds, and the event is being sponsored by the university's Department of Electrical and Electronic Engineering. This will be the 16th "Leetronix" exhibition.

The **Harrogate International Festival of Sound**, to be held at the Harrogate exhibition complex, will be open to the public on August 18 and 19 and to the trade on 20 and 21. Further information can be obtained from Stan Smith or Peter Hainsworth, Exhibition and Conference Services Ltd, Claremont House, Victoria Avenue, Harrogate, North Yorkshire.

Low-cost digital frequency meter — further notes

The author has informed us that in the articles in the January and February issue, transistors Tr_2 to Tr_5 should be 2N3906 and not 2N3706 as originally stated, and transistor Tr_6 should be 2N3904 rather than 2N3704. Geoffrey Chaplin of Streatham, London, points out that if the wrong devices are used for Tr_2 to Tr_5 the central four digits either remain on, showing the same figure, or will not strobe at all. If the wrong device is used for Tr_6 , IC_{18} displays a 1 all the time and the leading zero blanking is defeated. Mr Chaplin used a BC107 in place of the 2N3704 and found that this worked very well.

The p.c.b. component layout, Fig.9, should contain four more connections to earth for satisfactory operation. These are from pin 8 on IC_3 , pin 7 on IC_5 and pins 3 and 4 on IC_9 . If the latter correction is not made, according to Mr Chaplin, as IC_9 warms up the 'load' inputs float to logic 1 and the least significant digit displays a 5.

The address of Semiconductor Supplies (Croydon) Ltd is Orchard Works, Church Lane, Wallington, Surrey SM6 7NF.

144MHz TEP theories challenged

In my February WoAR I reported that "new" theories have been put forward in Europe and America to account for the recent spate of 144MHz contacts (and a 432MHz reception report) over long distances by means of trans-equatorial propagation (TEP): (1) plasma "bubbles" rising to heights well above the normal F-layer; and (2) field-aligned irregularities (FAI) in the ionosphere above the Equator. The FAI theory, published in QST as a "newly discovered mode of v.h.f. propagation" has been challenged on several grounds by Roger Harrison, VK2ZTB. He points out that the American account shows confusions between night-time (Class II) TEP phenomena and afternoon-type (Class I) and that emphasis is placed on scattering. He stresses that the importance of field-aligned irregularities has been known since at least 1973 as a result of the work of Dr Leo MacNamara in Sydney (who had earlier shown the influence on TEP of Equatorial Spread-F conditions). Roger Harrison, himself, in 1973 in a survey paper on TEP published both in Australia and Europe discussed in some detail FAI propagation and forecast the possibility of 144MHz TEP contacts as follows: "Class II will support much higher frequencies than Class I; signals have been observed up to 102MHz. This does not imply that 102MHz is the maximum frequency that Class II TEP will support. It is just that *nobody has reported an authentic case at any higher frequency*. Who will be the first to make Australia-Japan on 144MHz via TEP? No upper limit has yet been proposed for Class II TEP."

Well, today one can answer his perceptive question: VK8GB and JH6TEW made contact on 144MHz on February 24, 1978 following the initial TEP breakthrough on this band in South America in late 1977.

Roger Harrison furthermore is not convinced that scatter (suggested also in the plasma-bubble theory) is the primary mode; he accepts that plasma bubbles are large-scale structures needed to generate the small-scale structures which align with the earth's magnetic field and produce a field-guided mode.

On the evidence available, the Australians, both professional and amateurs, do have at least some reason to feel that their work in the early 1970s has been overlooked in the rush to print theories on the 144MHz super-DX. To my mind, the fascinating world of v.h.f. TEP links neatly and significantly with that of h.f. "chordal hop," the propagation of signals over very long paths without intermediate ground reflection and now believed to account for a significant proportion of all amateur long-distance h.f. contacts.



American WARC proposals

The published American (FCC) proposals for the WARC revision of the frequency table are generally favourable to amateur radio, with support for three new h.f. bands (each 100kHz wide) centred on 10.15, 18.568 and 25.61 MHz and an extra 50kHz to be added to the low end of the 21MHz band. It is also proposed that the 7MHz allocation should be made world-wide exclusive from 6950 to 7250kHz (which would involve shifting a very large number of high-power broadcast stations). There would be a 60kHz loss to broadcasters between 1800 to 1860kHz (FCC is hoping to extend the American medium-wave broadcast band) but 1860 to 1900kHz would become "world-wide exclusive" to amateurs. The American v.h.f.-u.h.f. allocations would remain substantially as at present although Region 2 would have to share 220-225MHz with maritime mobile and amateurs would lose 1215 to 1240MHz to navigational satellites.

The extent to which American proposals are likely to influence WARC remains, of course, uncertain and may well be subject to "horse-trading" and the possibility that the Conference may see virtually an "agreement to disagree" in the form of a proliferation of national footnotes to the main Table and further regionalisation if Africa splits from Europe.

In the news

The two-day RSGB national amateur radio exhibition at Alexandra Palace, North London, on Friday, May 11 and Saturday, May 12 is being supported by major amateur radio retailers and will include a demonstration h.f. station and v.h.f. "talk-in" facilities (GB2AP). A reception/dinner for overseas visitors and RSGB members is being held on the Friday evening.

Over several days in mid-February, a large number of American and Cana-

dian 50MHz transmissions were received at good strength in the UK permitting cross-band working with British stations on 28MHz (50MHz is not normally available to amateurs in Region 1). There remains the possibility that at the peak of the sunspot cycle (possibly October 1979 to March 1980) there may be 50/70MHz cross-band contacts with British stations using 70MHz. Even if this does not happen, there is an excellent chance of UK 70MHz signals being received in South America or southern Africa.

The RSGB's "Open Door" television programme "World at their fingertips" (BBC-2, February 22 and 25) attracted more than 750 requests for more information on the hobby in the week following transmission. Prime mover in getting this programme on the air at short notice was Dave Thomas, GW3RWX, a BBC engineer based in Cardiff and the RSGB's task of putting together, with the help of the BBC Open Door team, an effective programme was much eased by the Society having within its ranks such a highly-professional presenter as Brian Rix, G2DQU. [Pat Hawker modestly omits to mention that he also took part in the programme.—Ed.]

Interest in 24GHz tests is increasing in the UK with the availability of suitable Gunn diodes such as the Plessey GDO33. Stations with equipment for the band include G3BNL, G3EEZ, G3JHM, G4CNV and G8DEK. Cross-channel tests with French amateurs are likely this year.

JX9WT, an amateur on Jan Mayen Island, summoned help by amateur radio when a polar bear lay siege to his remote cabin. He contacted an amateur in Spain, who then contacted Norway and the message was passed to a Norwegian firm whose representatives on the island sent out a rescue party within half an hour of the original call being made!

In Brief

To mark the 50th anniversary of the Swiss society USKA a book "Fascination of the short waves" by Dr Ruedi Stuber, HB9T, will chronicle the story of Swiss radio amateurs from 1911 to 1946. A new certificate Helvetia 26 is being introduced and will supersede the H22 certificate... The annual British Amateur Radio Teleprinter Group Convention is being held at the Harpenden Public Hall, Harpenden on Saturday, July 21, 1979 and will include trade stalls, "Bring and buy picture tape factory," demonstrations and lectures. Members and non-members are welcome to attend... Hull & District Amateur Radio Society has a mobile rally at Hull University on Spring Bank Holiday Sunday, May 27.

PAT HAWKER, G3VA

Custom designed l.s.i. — man or computer?

Computer aided design of special large scale integrated circuits

by D. L. Broster, B.A., GEC Semiconductors Ltd

Because large-scale integrated circuits are becoming more and more complex but customers still expect them to be produced quickly, the manufacturers of custom designed l.s.i. have to make use of computer aided design methods of increasing scope and sophistication. This article describes the methods available for c.a.d. including simulation and how they are used in this field. In particular it deals with a "cellular" approach for the design and manufacture of m.o.s. logic in which the l.s.i. pattern is automatically laid out from a number of standardized cells each of which provides a particular group of functions. In short, logic diagrams are automatically translated into final artwork for the making of photolithographic masks.

THE VAST improvements in m.o.s. manufacturing technology during the past decade have been stimulated primarily by a demand for both higher operational speeds and greater densities of functions on the semiconductor chip. Unfortunately this demand has resulted in a shift in emphasis in standardisation. The previous decade of m.s.i. components had carefully nurtured a standard approach to system design, with the development of families of powerful logic processing elements.

While great advances have been made in the complexity of l.s.i., we are now faced with a multitude of 'standards' for power supplies, interfaces and device speeds. To keep their share of the market the manufacturers of fully custom-designed devices have had to adjust their aims to include a service of supplying custom designed logic systems and also to provide a wide range of custom designed interfaces. This has helped to develop semiconductor technologies such as c.m.o.s., which is a good medium for custom designed devices because of its inherent flexibility. Custom design generally results in a smaller number of packages than the use of standard t.t.l. or c.m.o.s. and this in turn results in: (a) fewer chips, hence smaller board area; (b) fewer inter-chip signals, hence less waste power; and (c) fewer interconnections, hence higher system reliability.

These features are of course highly desirable and have served to make custom designed l.s.i. an attractive method

of constructing electronic systems. In development, where the economics of the method adopted are of great importance, and where there is a strong challenge to traditional custom design methods from both microprocessors and uncommitted logic arrays, a manufacturer of custom designed devices must be able to show that he can satisfy the following requirements: (a) first-time success; (b) short time to produce samples and start production; (c) low development costs; and (d) increasing complexity.

Because of these requirements the custom designer needs computer aided design methods of increasing scope and sophistication. Let us now look in some detail at the available c.a.d. tools and how they are used.

Defining the logic system



The background of customers is, to say the least, varied, ranging from the middle-aged designers most familiar

with discrete bipolar technologies to new graduates capable of developing logic systems using the standard logic family approach. In fact l.s.i. specifications can vary from brief written descriptions to complete logic specifications based on breadboard developments.

The aim prior to l.s.i. implementation must be to define a logic system free from unnecessary redundancy. With increasing complexity it is necessary to achieve a common approach to establishing the final logic system. Breadboard techniques are becoming less realistic as the eventual l.s.i. logic becomes less realisable as a collection of standard logic components. A more exacting technique for checking the logic is required.

Recently the custom designer has started to rely on computer simulations of proposed logic systems as his means of 'breadboarding'. This is often referred to as designing directly onto silicon. The simulation programs are able to offer fast, and therefore semi-interactive, means of logic development. The majority of programs use two-state simulation with fixed propagation delays and have not been able to provide much assistance with the detection of timing problems. More recently 'three-state' simulators have become available (one, zero and don't-know states) thus allowing more representative simulations. Use of these simulators requires information on gate loading conditions within the completed layout. Given

Fig. 1. An example of logic simulation output for five of the pins of a prospective l.s.i. chip. In (a) each character along the horizontal lines represents ten time units and the diagram as a whole embraces some 500 time units (see numbers at bottom). The notation is: (-) = logic '1', (.) = logic '0' and (m) = unresolved states. An expansion of the output burst in the lowest line of (a) around time 215 is given in (b) where each character represents one time unit.



(b)

minimum, maximum and typical propagation delay figures for each gate the programs are able to detect 'race' and 'hazard' conditions. Three-state simulators can give very pessimistic results and some degree of experience is required in their interpretation.

A typical performance for a logic simulation program is approximately 20,000 gate time-steps per minute. Thus a clocked logic system of 500 gates would be simulated at 20 clock cycles per minute (each clock cycle requiring two time-steps). Fig. 1 shows an example of the results of a logic simulation which would normally be displayed on the designer's v.d.u. screen.

It is of course vital to involve the customer in the analysis of the simulation results. In this way both parties can determine that the proposed l.s.i logic realisation is capable of performing to the customer's original specification. It is this involvement which can lead to a better understanding of the logic and thus shed light on the means of deriving the test pattern, which will undoubtedly be required for production testing.

As l.s.i. grows in complexity the problems of providing effective test procedures can become a nightmare. Commercial devices require a test pattern which is as short as possible in order to ensure that the bulk of the selling price is not determined by the cost of testing.

Obviously the simulator program can be used to some advantage as a means of finding the 'cover' provided by any particular test sequence. In order to do this the results of a normal simulation are stored on a magnetic disc file. The program can now re-simulate the circuit whilst applying a deliberate logic fault and compare the faulty simulation results with the stored results. The faulty run is stopped when a discrepancy between the two results is found. Termination of a run implies that automatic test equipment will be able to reject chips with that particular fault. Similarly if a faulty run can proceed to its conclusion then the implication is that if a chip with that particular fault was tested this test would not be able to detect that particular fault.

Some logic contains redundancy by its very nature, and one could not expect to achieve the ultimate goal of testing all the transistors on a particular chip, as this would imply an ability to detect double fault conditions.

The mechanism of test cover analysis has been automated in that the simulator will perform the faulty simulations for all the fault conditions of each of the gates in the logic description. In general an 'n' input gate will have 'n+1' fault conditions. Thus a chip equivalent to 'm' 'n-input' gates will require 'm(n+1)' simulation runs. Typically a 1000 clock cycle test pattern for a chip of 500 three-input gates could take up to 500 hours to complete the analysis.

It is for this reason that designers spend considerable effort in providing

themselves with efficient means of testing; e.g., ample reset facilities for long count sequences. Quite often these facilities are beyond the scope of the original logic specification and of course increase the size, and therefore to some extent reduce the yield, of the resulting chips. It can be shown that the trade-off between testability and yield can result in more viable prices when final test costs are taken into consideration.

Layout design

The next part of the design procedure is perhaps even less well defined than the logic definition phase. The designer must now define the structure of a set of m.o.s. transistors interconnected in such a way as to implement the desired logic functions. There is little formality in this procedure and each layout can be as unique as an original painting. The success, or failure, is primarily determined by the rigour of the rules of layout that the designer has to adhere to.

In practice, the logic will be fragmented into manageable segments, each representing a recognisable subsystem of the overall l.s.i, e.g. counters, decoders. Each of these will be defined as a set of patterns of oxide cuts (masks) which when taken together will determine the sizes of the individual m.o.s. devices. Transient analysis will be performed on these individual segments to ensure that with the chosen m.o.s. device sizes the circuits can provide the correct logical functions at the correct speeds and voltages. The circuit is defined to the transient analysis program as a list of p.m.o.s. and n.m.o.s. transistors, resistors, linear and non-linear capacitors. In addition the program needs to know the expected process parameters and, of course, their likely variations. The program will apply input waveforms to the circuits and the designer can request plots of volts against time for monitored nodes.

The task of the designer is to determine a structure which is as small as possible in layout area but which still operates at the desired speed. The cycle of layout and analysis is iterative and is only practicable if the simulation programs are extremely fast in execution. Quite often the exactness of the m.o.s. models used for transient analysis is sacrificed in an attempt to improve the execution speeds of the programs. It is far more valuable to know the capabilities of a particular process/program combination than it is to refine the m.o.s. models to the point where the poor speed of execution could deter designers from using the programs.

When the process of layout and simulation of all the fragments of the chip is complete the fragments have to be fitted together to produce the final artwork. The fitting together of the fragments is performed on an interactive graphics computer.

Before the artwork is handed over to

mask making it is plotted and scrutinised by both design and production engineers. It is possible to execute design rule checking programs within the computer-based graphic system. Each method of checking will try to locate possible design rule infringements. Errors can be quickly corrected on the computer and a final plot is produced. Using the final plot a point-to-point check is made to ensure that the interconnection defined by the logic diagram has been correctly implemented.

This 'hand-craft' design technique is expensive in both the engineer's and computer's time, and is most feasible for circuits which push against the limits of a particular technology. The full custom design approach can cost £15,000 or more and can take many months to get a device into production. One must bear in mind that the resulting device will be highly optimised and will perform the intended logic function in the most efficient manner in terms of silicon area. Devices intended for high production volumes are obvious candidates for this technique, because the yield will be higher and the development cost can be amortized over the production life. On the other hand certain customers are prepared to accept the cost of such developments because full custom design is their only means of realising a technical advance in their field.

Cellular approach

The popularity of the international standard t.t.l. and c.m.o.s. logic families has resulted in designers having the freedom to lay out their own custom designed systems on printed circuit boards. Certain semiconductor companies have developed m.o.s. 'micro-cell' equivalents. In theory this means that any logic designer can lay out a chip using these cells and present his layout to the semiconductor company for manufacture. The cells implement the familiar combinational logic elements plus several sequential functions, e.g., D-type flip flops. The cells are intended to be placed side by side in rows. The cells, and therefore rows, are of uniform height and these rows are spaced apart to allow room for the interconnections.

There is one fundamental difference between cell and fully custom designed realisations and that is that the cells must conform to a standard interface specification. Certain cells will be driving their maximum fan-out while in some parts of the circuit there will almost certainly be cells which only drive one other circuit node. This last-mentioned case will be wasteful of silicon area, especially when compared with the full custom design where each node will have been carefully analysed to result in the use of the smallest possible transistors.

In a practical cell design the designer will have to take into account the loading imposed on each cell due to the

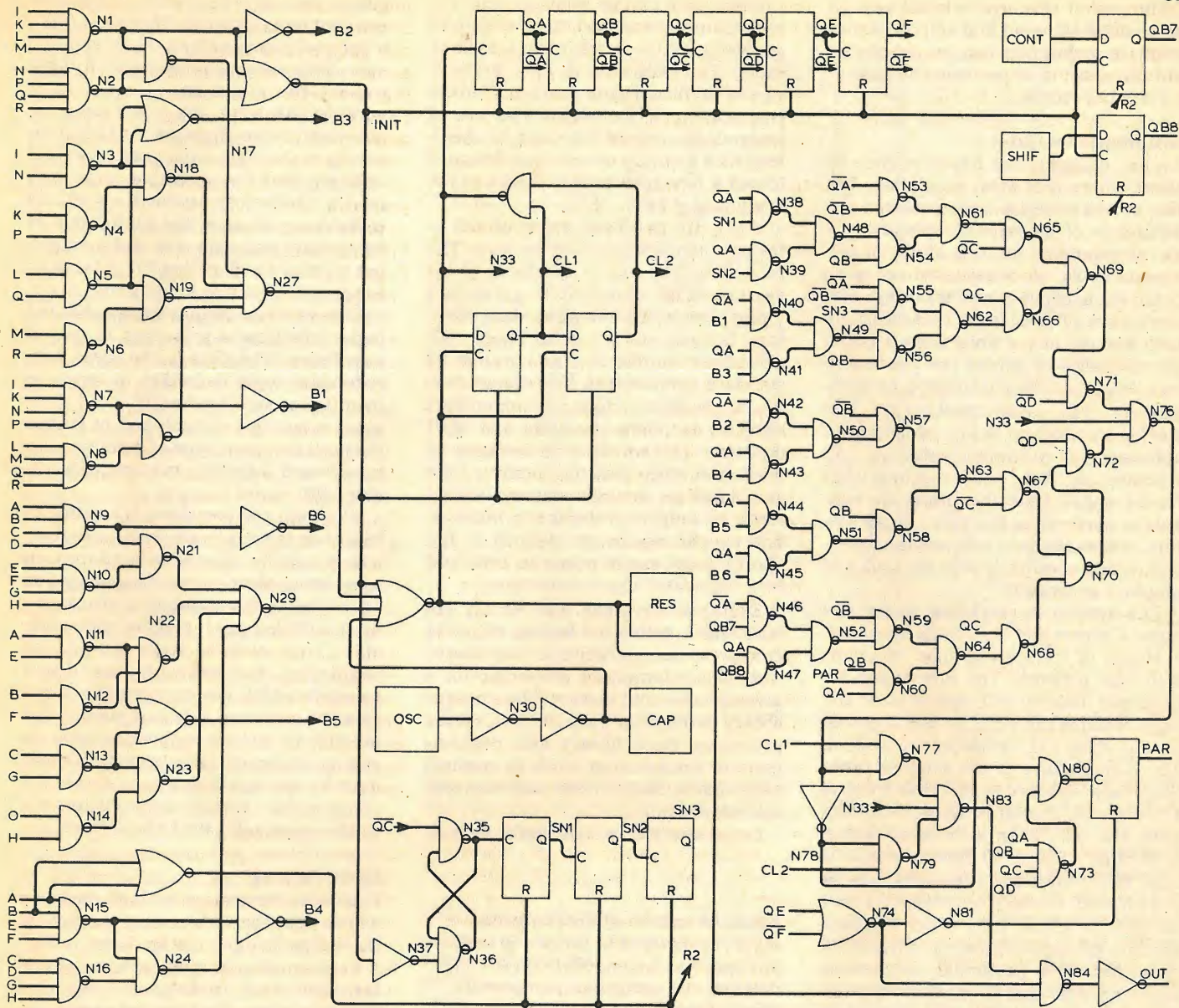


Fig. 2. The logic diagram of a transmitter chip.

routing of the interconnections, as this will serve to reduce the fan-out capability. With care a designer who is familiar with printed circuit board layouts should be capable of completing a medium-complexity custom designed circuit layout in two or three weeks.

The design rules of any particular process have to be adhered to by the user of a cell library, and in general the user is recommended to lay out his interconnections on a fixed grid. In fact the cells are designed to have both their height and width as an integer multiple of this basic grid.

How does one approach the problem of laying out a custom designed logic chip using a cell library? The secret is to determine the best positions for all the cells to give a layout of minimum size. Obviously some parts of a circuit will be more susceptible to interconnection loading than others and facts like these must be considered while the laying out is proceeding.

The situation you are faced with is something like that facing the builder of a dry stone wall, except that not only has the whole thing got to fit together

but it must also follow a pattern. An improvement to the analogy would be to instruct the builder to complete the wall in several colours while conforming to a predetermined colour pattern. The wall builder would still have the advantage of being able to break his stones until they fitted, whereas the layout designer cannot alter the size of his cells. The number of ways of placing several hundred cells is of course rather large, and the soundest advice to an intending designer is that trial and error methods coupled with experience are likely to produce the best result.

Surprisingly logic circuits with a random structure are far easier to lay out (once you get started) than those which are formal (i.e., bus oriented). Highly structured logic systems can be laid out using cell libraries but a 'hand-craft' method will always show a great reduction in the area of silicon used. Most companies that offer cell library

services started them to help their own designers maintain their sanity when asked to lay out random logic chips. The layout can be performed on graph paper and when it is handed over to the manufacturer he will digitise the information into his graphics process.

Some checking will be done prior to mask making and the ensuing manufacture of devices will be exactly the same as that used for any other design method. The problem of approving the initial logic design is still not well defined for users of cell libraries. Some users will have their own logic simulators but more often than not it is the breadboard techniques discussed earlier that will be used. The cell libraries which have been assembled in c.m.o.s. can of course be bread-boarded in the standard '4000' series c.m.o.s., but the arguments stated earlier still apply in that timing problems associated with a breadboard cannot be mapped directly onto silicon. The responsibility for correctness of layout can now be in the hands of the customer. Errors are of course expensive to both the customer and the manufacturer.

The rest of this article is devoted to automation of layout and will show that software techniques can be developed and can assist in or perform the bulk of the layout process.

Automatic layout

An l.s.i. design group has to employ its effort where it is most justifiable. The use of cell libraries has increased the efficiency of medium-complexity l.s.i. developments, but the skills of designers could be better used on tasks other than placing and tracking. The mechanics of placing and tracking are fully defined in the library, so it is not unreasonable to expect the process to be a candidate for automation by computers. GEC Semiconductors Ltd started working on the development of software for automatic placing and tracking in 1972. The programs that have resulted from this effort are capable of performing the tasks of simulation, test evaluation, cell placing, interconnection routing, layout analysis and graphics generation.

The system is marketed under the name Cellmos and is, broadly speaking, a means of translating logic diagrams into final artwork. The time taken for customer liaison and approval of the logic remains the same as that required for any other l.s.i. development method. The manufacture of the samples takes place on a standard production line and there are no special penalties resulting from the use of an automatic layout procedure. The total layout phase is now 99% non-interactive and can be performed in approximately forty seconds of c.p.u. time (two or three minutes of elapsed time) on a GEC4070 computer. This particular machine is used in a time-shared mode by the design group so elapsed time is not an accurate indication of layout speed.

The Cellmos software has been deliberately written to be independent of

the manufacturing process and the techniques discussed here could be applied to all the current m.o.s. technologies. The cells used in 1972 were designed in silicon gate p.m.o.s. Current enquiries tend to ask for the use of technologies similar to c.m.o.s.; therefore such a library of cells was designed to suit a new release of software at the beginning of 1978.

There are two basic types of cell — the primitive and the conglomerate. The primitive cells are in the form of inverters, NOR and NAND gates (2-4 inputs), exclusive-OR gates, data selectors, D-types and i/o cells. These cells effectively mimic the s.s.i. range of standard components. The conglomerates are equivalent to m.s.i. components such as decoders, counters and shift registers. The software is designed to work best when placing primitive cells and therefore includes automatic factoring of conglomerates into primitives. The conglomerates are defined in the library as groups of primitive cells and their associated interconnections.

Each primitive has four library entries which define the logical, physical, connective and parametric characteristics. This information is specific for a given process and there will be a unique library defined for each of the Cellmos processes. Each library also contains generic information such as process parameters, design rules and common cell information.

Let us now follow a particular custom

design through the system to see how the programs interact. There are three pieces of information required for each proposed development: a logic definition, a set of typical input waveforms and an electrical or parametric specification. If the complexity of the logic is too great, then it is unlikely that the resulting chips will have a satisfactory production yield. As techniques advance the limitations of complexity and chip size will increase, but at the time of writing 300 gates or so is a practical limit in metal-gate c.m.o.s.

Experience so far has shown that the logic definition is presented in one of two forms. The first is the ideal non-redundant logic definition in terms of primitives and optimally used conglomerates. The second, and of course the most common, type of definition is a breadboard definition in terms of available '4000' series c.m.o.s.

Although the computer is capable of resolving the m.s.i. conglomerates their use generally means redundancy in some form. Most companies engaged in breadboard developments stock the most complex m.s.i. components available. This leads to logic definitions requiring, for example, up/down counters which are permanently wired as down counters. It is particularly bad practice to include redundant logic on custom designed chips and agreement must be reached with a customer and a conglomerate specific to the customer's requirement will have to be defined.

Input format

Each logic element on the logic diagram will be represented by one typed line on the computer input file, as shown in Fig. 3. Each line starts with the name of the function and is followed by the reference name. The function names are based on the '4000' series numbers and the reference is a useful tag used by the programs for error reporting. A typical error or warning message will be in the form: "? missing connection in CM4001 ref: Reset 5." The rest of the entries on the line are the connections to that particular function. In the case of simple NAND or NOR gates the connection list consists of all the input names (in any order) followed by the output name. In the case of a D-type flip flop the order of connections is fixed to be 'data,' 'clock,' 'reset,' 'preset,' 'Q-bar' and 'Q.' Each of the nodes of the circuit must be named and the logic completely defined in terms of this format of one line per logic element. Input waveforms are defined in terms of state change times. The input file contains the names of all i/o signals as specific monitor points. An example of the logic diagram is shown in Fig. 2

Earlier in this article we mentioned first time success as a prime objective. We now find ourselves in a position where a method of achieving this objective can be formalised.

A simulation is performed from the logic description input file. The output

Fig. 3. An extract of the computer input file required to define Fig 2. Each line specifies a component on the logic diagram and comprises: component type, reference number, input names and output names. The file also contains a definition of input signals and a list of monitors (chip pins).

```

BLOCK CHIP
NAND4 1# I K L M N1
NAND4 2# N P Q R N2
NAND2 3# I N N3
NAND2 4# K P N4
NAND2 5# L Q N5
NAND2 6# M R N6
NAND4 7# I K N P N7
NAND4 8# L M Q R N8
NOR2 9# A B R2
NAND4 10# A B C D N9
NAND4 11# E F G H N10
NAND2 12# A E N11
NAND2 12# B F N12
NAND2 14# C G N13
NAND2 15# D H N14
NAND4 16# A B E F N15
NAND4 17# C D G H N16
NAND2 18# N1 N2 N17
NAND2 19# N3 N4 N18
NAND2 20# N5 N6 N19
.
.
.
NAND2 80# N57 N58 N63
NAND2 81# N59 N60 N64
NAND2 82# QC- N61 N65
NAND2 83# QC N62 N66
NAND2 84# QC- N63 N67

NAND2 86# N65 N66 N69
NAND2 87# N67 N69 N70
NAND2 88# QD- N69 N71
NAND2 89# QD N70 N72
NAND4 90# QA QB QC OD N73
NOR2 91# QE QF- N74
NAND3 92# N71 N73 N72 N76
NAND2 93# CL1 N76 N77
INVERT 94# N76 N78
NAND2 95# N78 CL2 N79
NAND2 96# N72 N78 N80
INVERT 97# N74 N81
NAND3 98# N77 N79 N33 N83
NAND2 99# N74 N83 N84
TTYPER- 100# N80 N81 PAR- P87
NOR2 101# N84 RES OUT

SIGNAL A
0 4 0
.
.
.
SIGNAL N
1 12 30 0
SIGNAL OSC
0 1 2 3 4 -4 50 -200 0
MONITOR A B C D E F G H
MONITOR OSC CAP RES SHIP
RUN
600

```


waveforms are able to prove two things. If the customer agrees that the outputs satisfy his functional requirement then the implications are that both the logic diagram and the computer listing are correct. On the other hand if agreement cannot be reached, one of the two must be in error. Modifications can be made until the simulated output waveforms agree with the customer's waveform definition.

Until agreement is made the cycle of modifications will continue, and eventually both parties will know that the automatic layout procedure is going to be performed from good input data. The simulator substitutes the library logic definition for each of the cell definitions in order to perform this simulation. If the input waveforms are not capable of testing the logic then this type of logic approval exercise will be pointless. Therefore it is vital that a test cover analysis is performed. This will show that the means for determining the correctness of the logic are in themselves valid. This type of procedure would seem to be a good formal approach to logic definition and can go a long way towards ensuring first-time success.

One by-product of this exercise is the test pattern. The simulator produces a list of the waveforms to be expected at each pin of the chip in a format suitable for use by the automatic test computer. As a front-end to the layout procedure the program also reduces a list of all the cells required for the chip, along with a connections list describing which points of which cells should be connected together. This is the first stage of the layout procedure.

Automatic placing of cells

The placing program deduces from the cell and connections list which cells are best placed in which rows on the basis of efficiency of interconnection. There are three classes of connections. The first contains all connections which can be totally completed local to the row. The second class contains connections to adjacent rows. Finally connections have to be made to non-adjacent rows and i/o cells.

The cells are first collected into groups which are highly connected. These groups have many connections of the first kind and become the basis for inclusion of the cell clusters into rows. The final decision for inclusion of a cell in a particular row is made with respect to connections that are destined to be made in adjacent rows. The program also attempts to make the rows approximately equal in length.

The cells are now fixed within the rows but their exact position within a row is not yet defined. For each row the cells are shuffled until the profile of the interconnection pattern is as flat as possible. This shuffle is based on knowledge of the routing algorithm and of course the flatter the profile for any row then the nearer the row can be

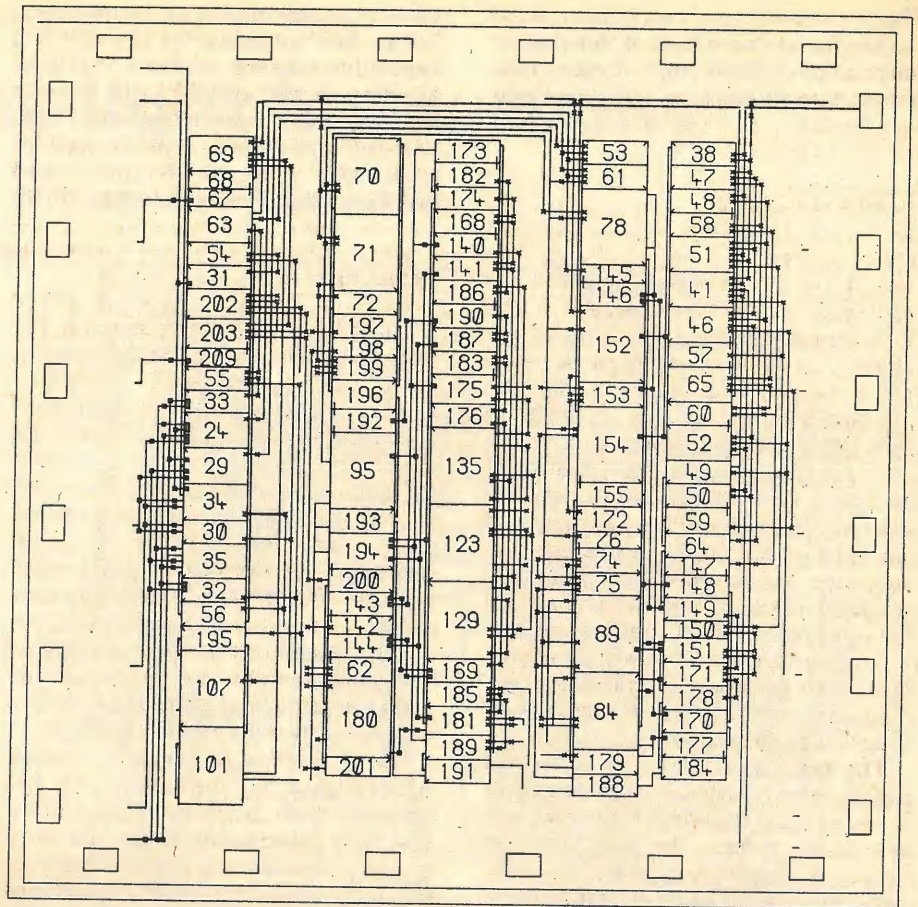


Fig. 4. Outline plot of transmitter chip showing automatic cell placing and the routing of interconnections.

placed to its adjacent rows. This procedure is extremely fast and takes about three seconds in the c.p.u. to place up to 300 cells.

There are variants on this basic placing algorithm which can take into account a connection to a particular pin required by the customer. Before such variants are used the customer must be made aware of the effects that such placing restrictions can have on the final size of the chip. This raises the question of whether signal routing is more efficiently performed on the chip or on the printed circuit.

Auto-tracking

The tracking program can never alter the cell placing. It can, however, "mirror" the cell if this improves the efficiency of the tracking. A typical candidate for such a change would be a cell where most of its left-hand connections came from the right and most of the right-hand connections came from the left.

In metal gate c.m.o.s. routing of signals can be made in metal, p-diffusion or n-diffusion. The relative capacitances of these routing methods are 1:2:10. By extracting this information from the library the program will default to making connections via the least capacitive route.

The current version of the program

can successfully make approximately 97% of the connections. Where the connections are left unfinished by the software the 'loose' ends are tagged with the reference label so that the designer can complete the connection on the graphics computer in a manner similar to painting by numbers. The routing takes about 20 seconds in the c.p.u. and the program produces three main types of output. The first is a list of all the unfinished connections. The second is a description of the layout in a graphics language which is directly readable by the graphics computer. The final output is an outline or skeletal plot of the layout as shown in Fig 4.

Designer involvement

The aspect ratio of the chip is governed by the number of rows used for the placing. This number is a guess by the design engineer and if the resulting layout is not the desired shape then the layout package is re-run. Minimum chip area is often produced when the chip is square but the Cellmos logic layout may not be the whole l.s.i. problem. In a number of cases it is desirable to control the aspect ratio to be other than square in order to allow some other structure to be included on the chip. This additional circuitry may be a r.o.m., a r.a.m. or some specialised interface structure. Several different layouts can be produced by using either differing numbers of rows or different placement algorithms. These layouts have to be evaluated in terms of the loading caused by the interconnection or by looking at

Fig. 5. Comparison of two types of mask layout for a remote control transmitter chip: (top) a 'hand-craft' layout; (bottom) a layout using the Cellmos method.

the ease of making the i/o connections.

The final program in the set is a capacitive loading analysis. This program reads the graphics file and the process library information and calculates the capacitance (in picofarads) for each node in terms of fan-out and tracking. Using this information in

conjunction with the library information relating to cell drive capability, the designer can determine whether a cell is overloaded and could not therefore produce an output at the designed speed.

Alternatively the loading figures can be translated into rise and fall time propagation delays for each gate. These delay figures can become input for a three-state simulation. Using these figures, direct relationships between logic simulation and layout techniques can be established.

The use of such a technique effectively closes the design loop. If a node is discovered to have too great a load a simple solution is to connect an identical gate in parallel. Unfortunately this technique can have a 'snowball' effect by upsetting the loading of preceding stages. If this happens the problems are usually solvable by small changes to the logic diagram.

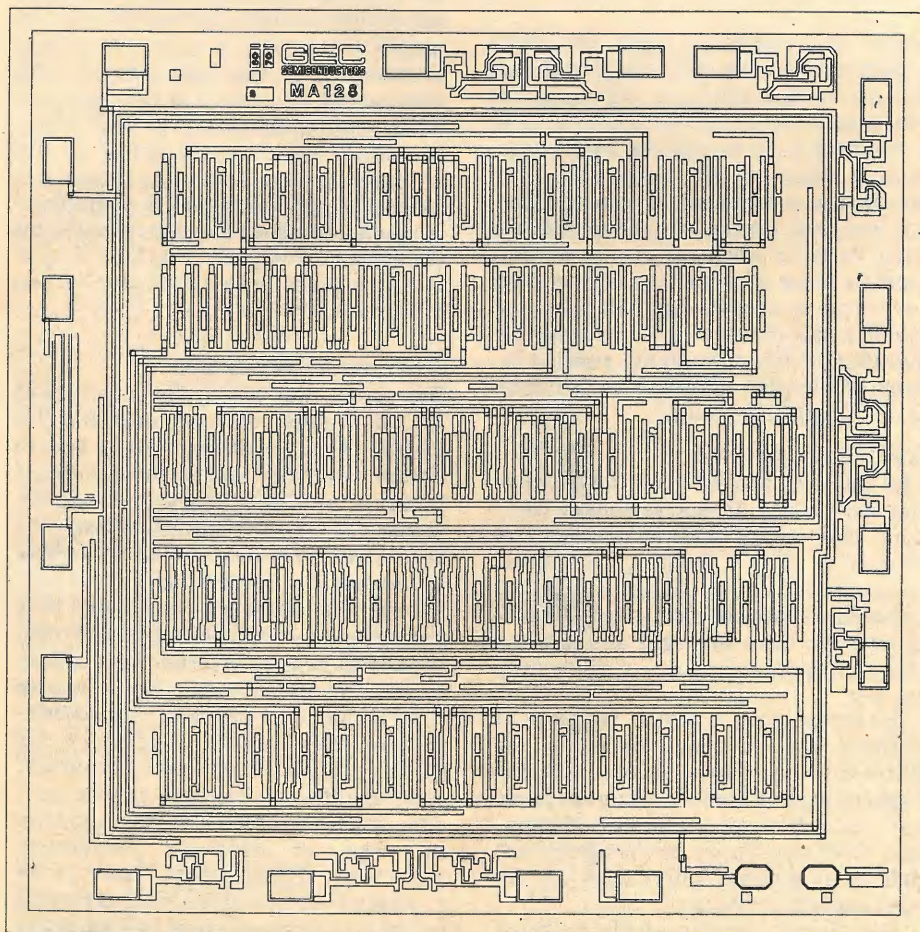
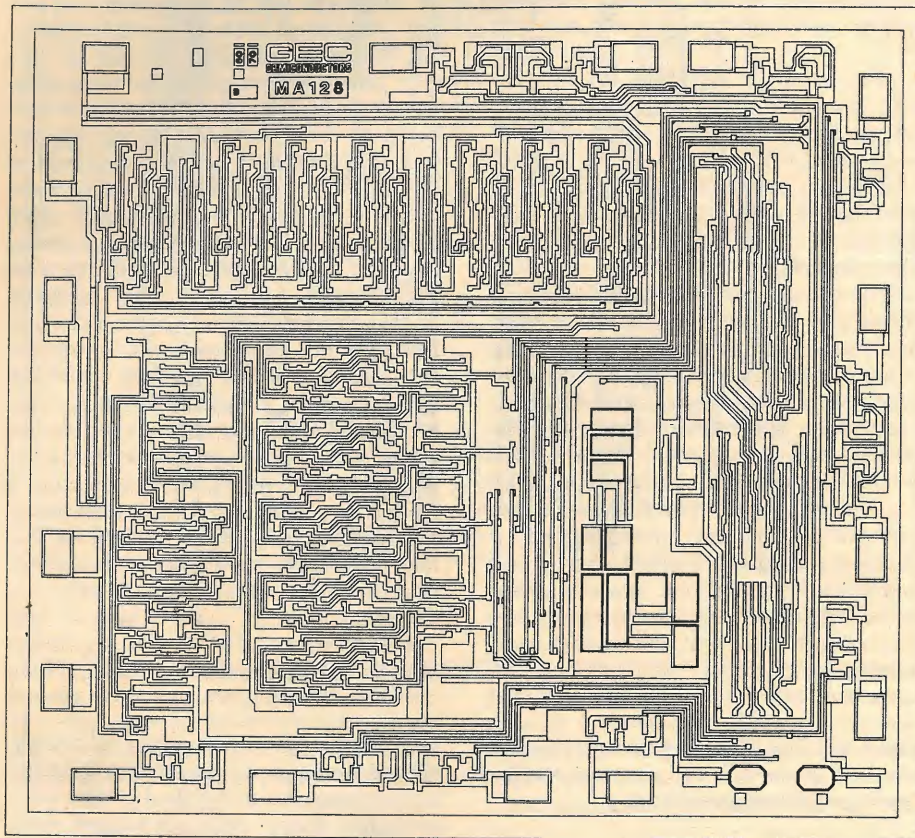
The role of the design engineer is in effect that of a monitor. He must ensure that each stage of the layout has been satisfactorily completed. The software produces plenty of warnings when things are going wrong and because the re-lay time is only of the order of minutes the designer can try different layouts and quickly evaluate them with respect to some special criterion. When the layout reaches the graphics computer the designer needs to complete the missing connections. Using the printout of the check list this task takes about one hour. The artwork is then plotted and enters the usual checking procedures.

Fig. 5 shows two plots of the metal mask of the layout for a remote control transmitter chip. One plot is of a 'hand-craft' layout, while the other has been generated by the Cellmos software. The two layouts are plotted at the same scale and this example demonstrates the efficiency of the cellular procedure.

Conclusion

The introduction of techniques like Cellmos helps to free designers from the more mundane aspects of layout. The software has in addition allowed a more rigorous approach to be used with custom designed developments.

These two aspects taken together make automated custom designed l.s.i techniques a very attractive proposition both for the customer and the manufacturer. The innate integrity of the computer approach means that far less repetitive checking has to be performed and the design engineer can concentrate on developing the complex interfaces that are now demanded by customers. The wide acceptance of computer-aided design techniques is also enabling engineers to solve problems which, unassisted, would be either too complex or impractical in an economical environment. Who knows, perhaps dry stone wall placement will be performed by a computer in the near future. □



White light holography

In memoriam: Dennis Gabor

by N. J. Phillips, B.Sc. Loughborough University of Technology

Until recently, holography has suffered from the same "solution in search of a problem" syndrome that the laser originally experienced. However, recent advances in the production of holograms have led to a generation of displays which are easily viewable in white (non-laser) light, and have a good correspondence between the wavelength of the light used to record them and the wavelength at which they replay. This article describes how holograms are produced, and explains some of the problems involved. A concluding section indicates how this breakthrough has created many possible applications and how holography will influence the electronics industry.

WHEN I was a young man, I remember being greatly impressed by the achievements of Dr Roger Bannister when he ran the first four-minute mile. Since then of course, it has been a commonplace event almost expected by the sporting public. Such feelings were again aroused in me when I learned of the sensational white light reflection holographic displays released by Russian workers under Yuri Denisyuk in the autumn of 1977. My own small team of three research students advanced fairly rapidly after this release, but all we would claim is that we are fairly competent at the chemistry of making holograms, and are in a position to provide an alternative and competitive view of the problems involved.

In commercial terms, the only profitable forms of holographic display have resulted from the work of Dr Stephen Benton at the Polaroid Corporation in Massachusetts, and the spin-off work of Lloyd Cross at the Multiplex Corporation. Such displays are indeed viewable in white light, but always suffer from the loss of one of the viewing parallaxes, and usually suffer from a form of chromatic dispersion.

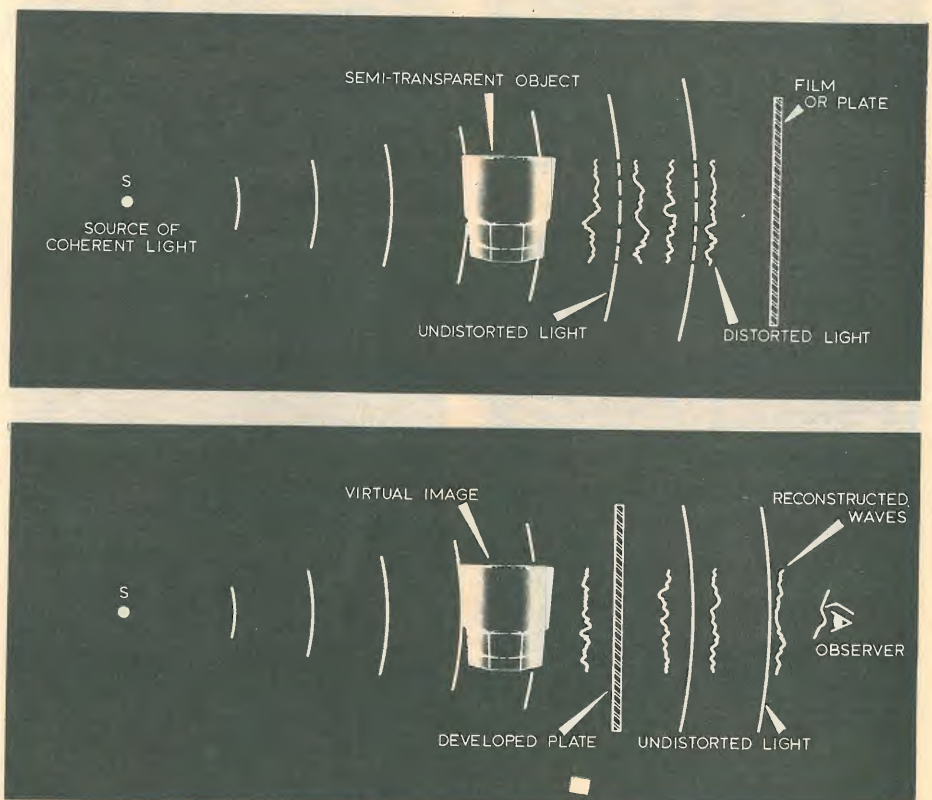
Also, the image produces a novel type of stereoscopic view which is unfortunately a little tiring due to its optical properties. However, the advent of efficient white light reflection holograms may totally alter the commercial view of holography because the viewing requirements are much more relaxed.

To understand where the progress really lies, it is worthwhile briefly

covering the early developments. Holography was invented by the ubiquitous Dennis Gabor in 1948, a Hungarian physicist then working at the British Thomson Houston Research Laboratories at Rugby. The invention really concerned electron microscopy, and his original ideas were aimed at trying to produce a recording on a two-dimensional medium using electron waves, and replaying such a recording three dimensionally with X-rays to produce an image magnified in the ratio of the wavelengths, X-ray/electron, i.e. around a million times. Such an idea, although conceptually interesting, was at that time non-realizable and it is a measure of Gabor's intellect that it is only now, some thirty years later that technology has caught up and can exploit his original thoughts. In the absence of a practical system on the exact lines of his theoretical ideas, he used visible light as a method of recording and replaying his holograms. Exposures of his early holograms could take many hours to complete due to the lack of usable coherent light. The basic Gabor method of recording and replaying a hologram is shown in Fig. 1.

The hologram (named after the Greek word holos meaning whole — a hologram contains details of both the amplitude and phase of the incident light) is recorded by mixing light which has been influenced by a semi-transparent object, and undeflected light which hits the plate directly. Gabor concluded that the hologram, if developed and then re-illuminated with the original undistorted light, would recreate the distorted light waves as far as an observer on the far side of the hologram was concerned. In this way, the viewer receives the direct illuminating light during the act of viewing the image. Thus, the general idea of holography is that, given two coherent wavefronts of light arriving on a photographic medium, the medium will record information which can be replayed to reconstruct the weaker

Fig. 1(a) Gabor experiment for recording a hologram. The point source of light would typically be a mercury vapour discharge lamp. (b) Replaying the hologram.



wave front by irradiating the hologram with the stronger of the two.

The advent of the laser in 1960 meant that for the first time, coherent light of considerable strength was available to make holographic displays. In 1961, when the first continuous wave laser was produced, Leith and Upatnieks at the University of Michigan produced an off-axis system for making and viewing holograms as shown in Fig. 2.

The object was illuminated by laser light via path 1, and the hologram plate was also illuminated directly along path 2. The arrangement is different from Gabor's original system because the light scattered off the object travels to the plate in a different direction to the direct light. This type of hologram is viewed as shown in Fig. 3. The removal of direct illumination from the viewer's line of sight is most important because it

stops visual confusion and prevents an optical hazard.

Images may be viewed in front of the hologram by reversing the light path of the illuminating beam as shown in Fig. 4. With this system the viewer sees the background in front of the foreground so that the image is back to front. Such an inversion of the image causes a strange optical effect with the image apparently following the viewer's gaze as he moves his head. Once an image has been projected from a hologram however, it can be captured on a second hologram to avoid the foreground-background anomalies, see Fig. 5. By reversing the light paths through the second hologram, the image now appears suspended in mid-air — part in front of and part behind the hologram as in Fig. 6. The field of view in this secondary image is limited by the effective aperture of the first hologram, i.e. its size and distance from the second plate. Thus, semi-real images with a large angular field of view can only be seen when large holograms are used in the primary position.

In 1969, Benton first showed how to exploit this secondary hologram to make it viewable in white light as opposed to laser light. He illuminated the first hologram using a convergent sheet of light instead of a convergent cone, thus restricting the available vertical parallax in the image, while leaving the horizontal parallax unaffected. The result is a secondary hologram which is effectively viewed via a slit projected into mid-air as shown in Fig. 7. This slit is the illuminated area of the first hologram in the two stage process. As the viewer moves his head up and down he sees a coloured image, appropriate to that part of the visible spectrum coincident with the viewing slit. As he moves his head horizontally, i.e. in the plane of the paper, he sees the normal parallax. This method of constructing holograms is the elementary basis of Lloyd Cross's multiplex system in which an object is first photographed via cinematography on a rotating table with a fixed cine camera at a given

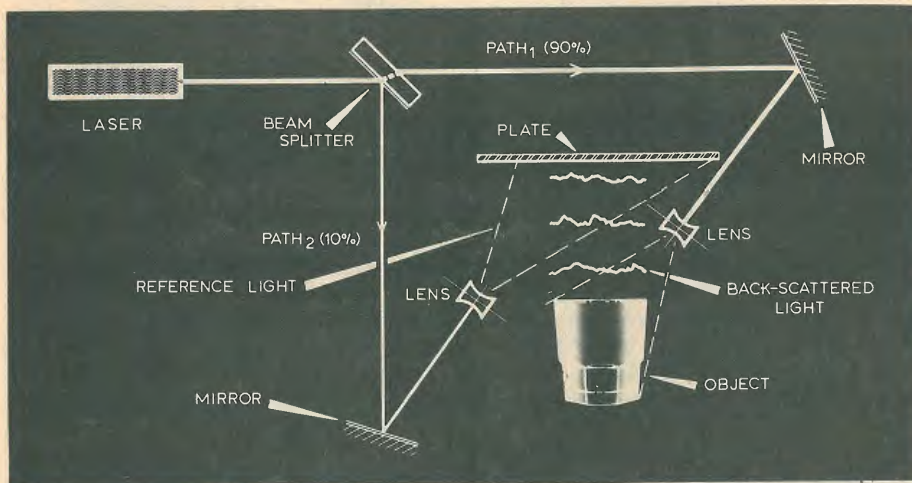


Fig. 2. Basic Leith and Upatnieks off-axis holographic system.

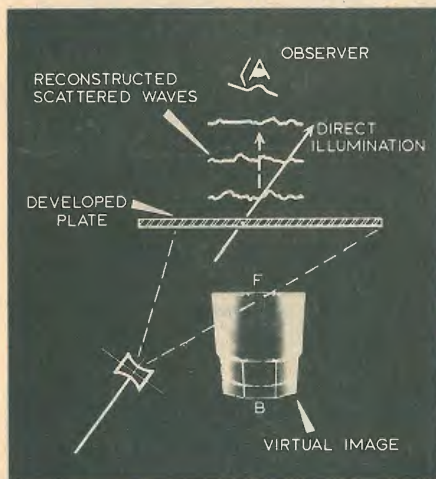


Fig. 3. Viewing a simple virtual image transmission hologram in the off-axis mode.

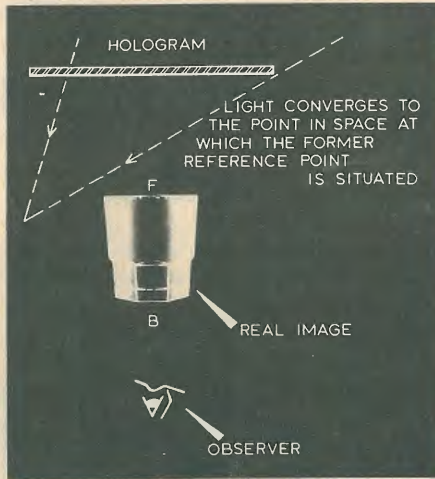


Fig. 4. Generation of a holographic real image by reversing the light paths, a technique known as time reversal.

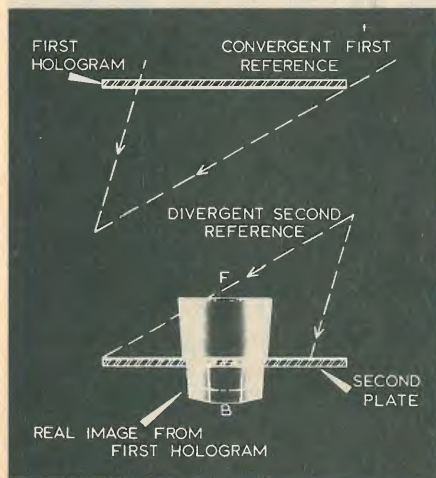


Fig. 5. Two stage production of a semi-real image hologram from a projection master.

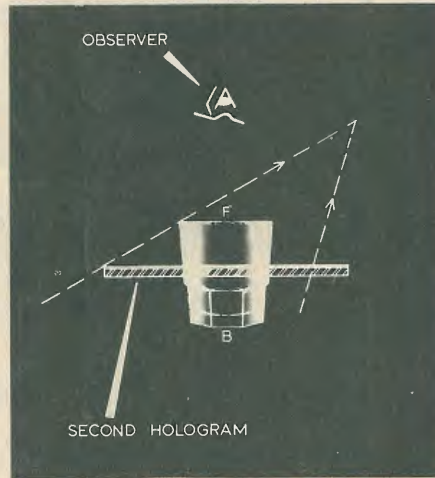


Fig. 6. Viewing a semi-real image hologram. The image appears to be suspended in mid-air.

OBITUARY

With the death of Professor Dennis Gabor in February of this year, the scientific world lost one of its truly great inventors. His extraordinary intellect conjured up ideas which were always ahead of their technological time; thus the hologram, invented in 1948-1949 when he was in his fifties, had to wait until the invention of the laser in 1960 before gaining acceptance with the scientific community. His contributions to information theory and communications were at a fundamental level. Those of us who have been involved with holographic science will sadly miss this remarkable man but will be inspired by his example to achieve results to the limit of human imagination and to the very end of their working life.

N.J.P.

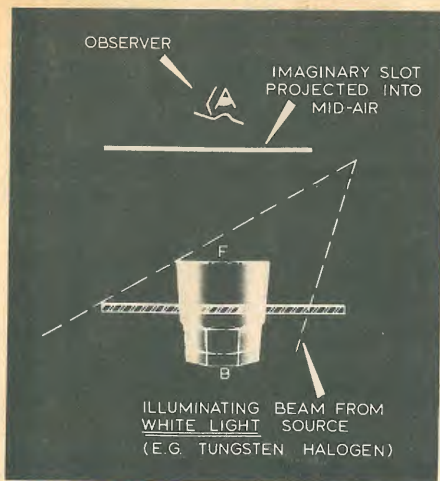


Fig. 7. Viewing a Benton type hologram. The imaginary slit is the illuminated area of the first hologram in the two stage system.

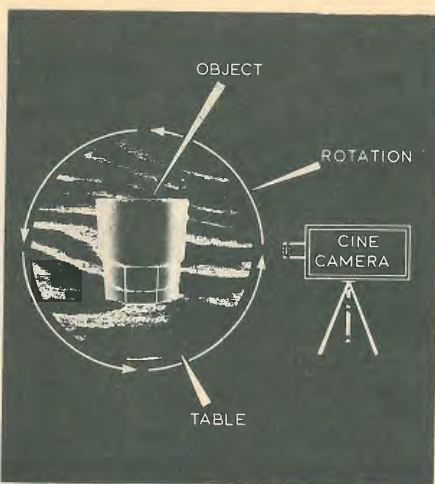


Fig. 8. Recording a master film prior to the manufacture of a multiplex hologram.

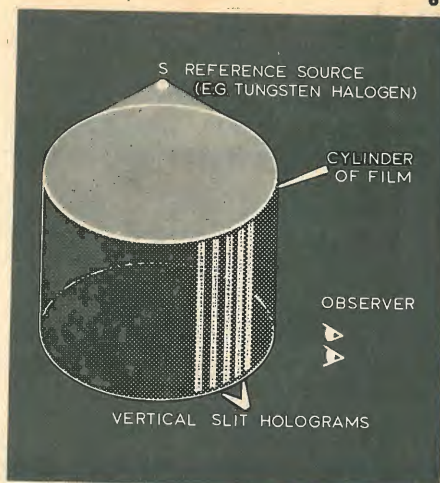


Fig. 9. Viewing a multiplex hologram. Looking through the vertical slit images produces a stereoscopic view of the original scene.

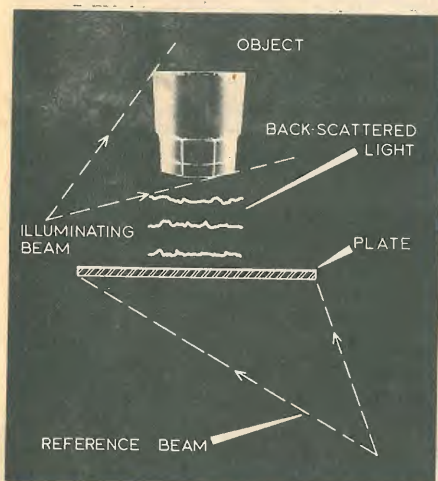


Fig. 10. Basic arrangement for producing a reflection hologram.

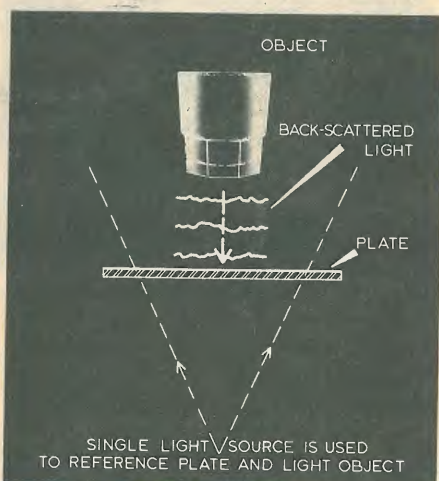


Fig. 11. Simplified Denisyuk method for producing a reflection hologram.

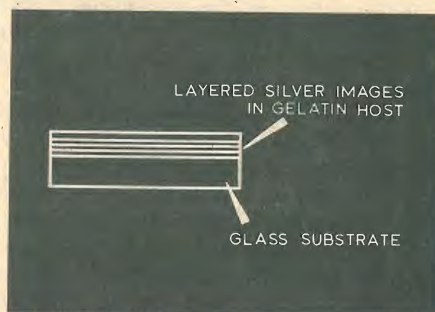


Fig. 12. Structure of an image in a reflection hologram.

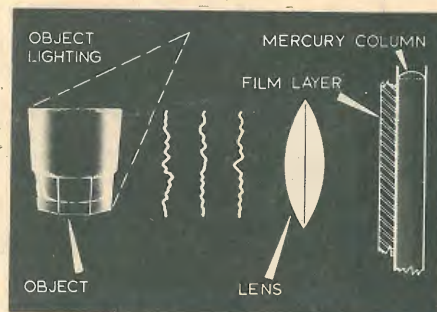


Fig. 13. Experimental system for the manufacture of a Lippmann photograph.

vertical height. The camera takes a series of two-dimensional pictures which form a loop of film surrounding the object scene. The information on these frames is then transferred, by means of an anamorphic lens system, to a series of vertical stripe images on a drum of film using laser light through the projector, and feeding a reference beam to each stripe as shown in Fig. 8. The viewer can then look into the drum, which is lit by a single small-source white bulb at the reference source point, and see a Benton-type view of the original scene as illustrated in Fig. 9. The viewer looks through different vertical slit images and sees a stereoscopic view of the original scene. The limited angular viewing range of the image in the vertical plane, and the colour shift as the observer moves his head up and down, compounded with the barred division of the image in the horizontal plane, tend to offset the achievement of the multiplex system. No doubt, there will be advances on the present methods used, and Benton has already achromatised his type of image to make it appear black and white. The great advantage of a multiplex system is its ability to use information recorded by a

cine camera, which enables indoor or outdoor scenes, illuminated by normal lighting, and incorporating limited forms of movement, to be encompassed.

The Russian worker Denisyuk pioneered the alternative reflection white light hologram some sixteen years ago. This type is made by recording the hologram using laser light incident from opposite sides of the hologram plate as in Fig. 10. or, alternatively, by the simplified "Denisyuk" method in Fig. 11. The method shown in Fig. 10 works well under all circumstances provided that the reference and back-scattered intensities are reasonably comparable. The simplified "Denisyuk" method, however, can only work well when the object backscatters a high proportion of the incoming light. Metallic objects like the gold Keys of Leningrad, *Wireless World*, April 1978 front cover, are thus ideally suited to the experiment. To view the reflection hologram, the viewer uses a simple point source white lamp at the reference source point, and the hologram should reflect that part of the white light spectrum that roughly corresponds to the wavelength of the laser light used to make the hologram. In practice, the results are usually far

from ideal, and for this reason some recent Russian work has stimulated the subject again.

To understand why reflection holograms are so important, and why they are difficult to make, the basic recording and processing mechanisms must be understood. The image formed in the hologram is in fact a volume effect in the gelatin. The counter progressing waves produce an interference pattern that is nearly planar and parallel to the surface of the glass substrate. Layers of image are produced with a separation of approximately $\lambda/2$ where λ is the wavelength of the recording light, see Fig. 12. Unfortunately, a dilemma facing the holographic technician is what to do with the image once the photographic material is exposed. It is easy to develop an image to produce layers of silver, but can enough layers be developed to

make the method effective? If enough layers are developed, does the developed grain have the right characteristics, i.e. size and shape? These questions just start a compounded series of problems.

Once the silver image is produced, light can be back reflected off the layers to produce a Bragg effect which is wavelength selective. In fact, by exploring the work of Gabriel Lippmann (c 1891), one begins to wonder whether it hasn't all been seen before, as this is precisely the means by which Lippmann's colour photographs were produced as shown in Fig. 13. The mercury column was used as a reflector to direct light back through the film to interfere with the incoming light. Lippmann's two-dimensional photographs can be replayed in white light by reflection, with the colour roughly corresponding to the colour of the recording. Some fascinating examples of Lippmann's work may be seen at the Science Museum in London.

Unfortunately, the presence of opaque silver in the reflection image causes low brightness during replay and, as a result, all holographic work depends critically on the ability to bleach the silver to a transparent compound, such as silver bromide, after development. Here, there are two choices to make. If the image is developed to produce silver, the residue can be fixed out of the unexposed silver halide. The result is, however, a collapse

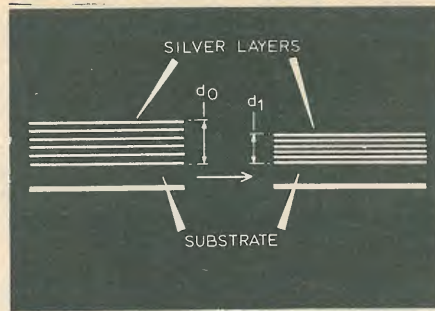


Fig. 14. Collapse of the gelatin host after fixing.

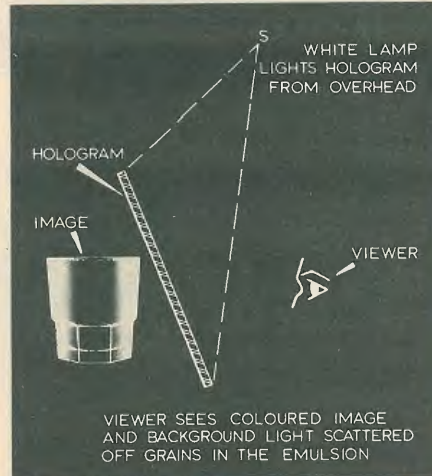



Fig. 15. Viewing typical white light hologram.

Fig. 16. Holographic display of seismic data.

of the gelatin as shown in Fig. 14. This well known problem is fundamental, and decreases the separation in the layers of the image so that the hologram replays at a shifted wavelength. Thus, a hologram recorded in green will play back in blue-violet, or if recorded in red will play back in green. Furthermore, the highlights of the image, which inevitably lead to greater exposure of the emulsion, will be subject to more intense chemistry and the gelatin collapse may be non-uniform.

An alternative method is to dissolve the silver image and leave the residue of the unexposed silver halide as the hologram. Although the same collapse phenomenon must occur, and the same colour shifts take place, the hologram can then be restored in thickness by using swelling agents. This method is difficult particularly with respect to uniform swelling. Recent progress has circumvented most of these difficulties and chemical packages will shortly be available through Agfa-Gevaert Ltd.

Perhaps the most important area of progress concerns the understanding of light scattering in white light holograms. It was Lord Rayleigh who, in 1870, proposed the theory that small spherical particles scatter light, i.e. re-direct light incident upon them, with an intensity proportional to the sixth power of their radius, and inversely proportional to the fourth power of wavelength. The impact of these conclusions on white light holograms



relates to the grains of silver bromide in gelatin, which normally constitute the image, and do scatter light. A viewer looking at a white light hologram, see Fig. 15, sees a coloured image within a range of wavelengths, $\Delta\lambda$ say, which may be around 200nm. At the same time, the unwanted light outside this range can be scattered to the viewer's eye and hence reduce the contrast of the image. This produces images in a grey instead of a black background. In practice, silver bromide grains as small as 50nm in diameter cause this offensive scatter. One chemical trick is to stain the image brown with the developer's oxidation products. This reduces scatter at the short wavelength end of the white light spectrum, and effectively makes the grains of the image appear smaller.

Russian workers have produced special recording materials with grains as small as 5nm in diameter whereas the smallest in the west is 30nm. Thus, the impeccable quality of the best Russian white light holograms is associated with light scatter reduction of potentially 50,000 times. Actually, the story is not quite so damning as western results are now looking very competitive.

Another point to note is that Rayleigh's predicted scattering refers to spherical particles and, unless one is extremely careful with the developer, the developed grains are non-spherical which makes the scatter much worse. New Russian developers, and recent efforts at Polaroid and our own laboratories, have aimed at better control of grain structure. Recording materials such as dichromated gelatin, which produce grainless images, do exist, but the exposure requirements are so high that such media are generally not suitable for large holographic displays.

If a hologram can be made with a given colour of laser, and then replayed at that colour, the inevitable question is, can red, green and blue laser beams be used to achieve a close correspondence between the colours of recording and replay from each elementary image and produce a trichromatic reflection hologram. This idea is certainly not new and elementary attempts have been made in the past. However, with recent advances in the manufacture of holograms, together with the availability of high power dye lasers and new uniformly sensitized emulsions, a convincing trichromatic hologram has become an imminent possibility.

White light holograms were first produced in the Department of Physics at Loughborough University during October 1977 and subsequently exhibited at the Royal Academy of Arts in January 1978. A chemical research programme funded by Holoco has so far enabled us to produce low-noise reflection holograms, an example of which is shown on this month's cover, and laser-lit transmission types. Many thousands of chemical trials have been performed to evaluate the merits of various agents

The author

After graduating at Imperial College with an honours degree in special mathematics, Nick Philips remained at the university for a year while undertaking research in theoretical physics. During the next six years Nick worked at A.E.R.E. Harwell, A.W.R.E. Aldermaston, and Sperry Rand, Massachusetts on aspects of fusion research. Following a two-year spell with English Electric, he joined Loughborough University as a lecturer in physics and in 1975 was appointed senior lecturer.

As well as his university position, Nick Philips is technical director of Holoco Ltd, a company which was formed to carry out research into holography, and promote possible applications of this science.



in the production of the holographic image, and it is a little salutary to realise that our most significant work to date has been performed with agents that were under scrutiny before the turn of the century. In fact, the momentum behind research into the holographic image has been late arriving due to the use of convenience packages of developers and other chemicals. Fortunately, monosodium glutamate has no role to play in the production of holograms, at least I don't think so.

Holograms and holography will have a significant influence on the world of electronics. For example, an important application of holographic techniques is in the storage of digital information. One major British electronics firm is very advanced with machinery for the production of micro gratings on photographic film, to store logical ones and zeros in the form of tiny holographically recorded optical elements. Such a storage technique offers up to 1000 times more information for an equivalent volume of magnetic tape, with a very high signal-to-noise ratio. Holograms may also be used as a tool for comparison of engineering objects with a master image and, very importantly, can be used as optical steering and filtering elements for military data transfer applications. As it is not necessary to use photographic pro-

cesses in the novel electronic speckle holographic methods (pioneered by the Mechanical Engineering Group under Professor John Butters at Loughborough) pictorial information from an engineering object can be absorbed directly by a television camera system, and processed by conventional electronic visual data methods. Another unique application of holography is the three dimensional display of data as in Fig. 16, which shows seismic data (courtesy of Geophysical Services International). This hologram replaces a weighty stack of computer generated data sheets and gives a display measuring 50 x 60cm.

In conclusion, it is important to emphasise the fundamental role of Gabriel Lippmann's work in the production of the modern reflection hologram, but we must all remember that it was Dennis Gabor who truly introduced the third dimension into photography.

Acknowledgement

The author would like to thank those who have contributed to the Holoco enterprise. In particular, research students Ralph Cullen, Andrew Ward and David Porter. Special thanks are due to Duncan Croucher of Agfa-Gevaert Ltd, for his constant help and for the company's support in our collaborative research programme. Thanks are also due to Optical Works in London for their help, and to Professor John Raffle of the Department of Physics at Loughborough University for his help and encouragement.

Further reading

Collier, R. J., Burckhardt, C.B. & Lin, L. H. *Optical holography*, Academic Press, New York, 1971.

Brown, Ronald, *Lasers*, Aldous Books
Ostrovsky, Yu. I. *Holography and its application*. Translated from the Russian by G. Leib. Mir Publishers, Moscow, 1977.

Kock, Winston E., *Lasers and holography*, Heinemann.

For Lippmann photography;
Wood, Robert W. *Physical Optics*, 3rd revised edition, Dover, New York, 1967.

Acoustics conferences

Two further conferences are being arranged by the Institute of Acoustics as follows:

"Room acoustics with emphasis on electro-acoustics" will be held at Heriot-Watt University, Edinburgh, August 23-24, and will include a cultural event in the Edinburgh Festival. Details and accommodation booking: Mr P. I. Newman, Department of Architecture, Heriot-Watt University, Lauriston Place, Edinburgh.

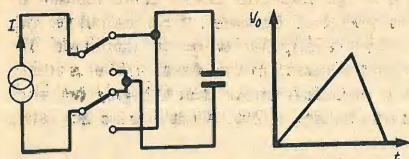
For the Autumn Conference, held jointly with the British Society for Audiology, at the Hydro Hotel, Winderemere, November 4-6, sessions are being arranged on speech research, audiometry, noise in industry, and ships and noise. Organizer: Dr R. Lawrence, Acoustics Group, Liverpool Polytechnic, Byrom Street, Liverpool L3 3AF.

Triangular wave generators: Op amps

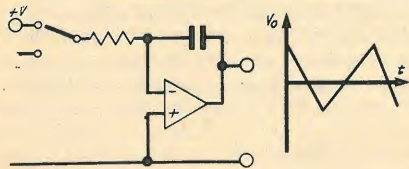
by P. Williams, Ph.D.

Paisley College of Technology

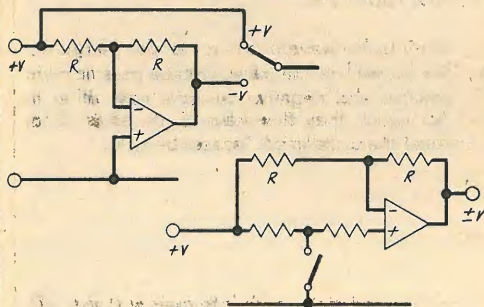
TRIANGULAR WAVE GENERATION



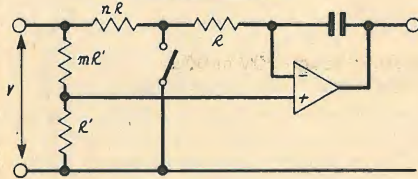
OP AMP TRIANGULAR WAVE GENERATION



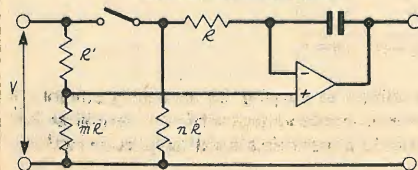
ALTERNATIVE BIPOLAR OUTPUTS



SWITCHED INTEGRATOR



ALTERNATIVE CONFIGURATION



The ramp and sawtooth generators depend on a unidirectional constant current. If the current magnitude is maintained but the direction is reversed then the capacitor voltage changes slope. Provided the time durations of the two slopes are the same the voltage returns to its initial value at the end of the cycle. In practice it is the voltage excursions that are monitored and the durations vary if the currents for the two parts of the cycle are not equal in magnitude. To avoid such current variation the obvious method is to use a single current generator combined with a two-pole changeover switch. This is not easy to implement electronically and there is no common point between the generator and the capacitor — always difficult when the circuit is to form part of a system operated by a common voltage supply. The next alternative would be two generators providing currents equal in magnitude but opposite in sign. Each of these generators might have to be short-circuited when not in use to prevent excessive voltage rise, saturation or other difficulties. This hardly simplifies the switching problems.

Considerable ingenuity has been exercised in finding ways around this problem. In this and the following section some of these methods are described. The pattern of development appears logical with hindsight, with different methods fitted into a common theme; it must be remembered that no such pattern can be discerned while the development is proceeding, since each proposal is a response to a particular stimulus. Consider first the integrator as used for sawtooth generation, but this time fed consecutively from equal and opposite voltage sources. Assuming an ideal operational amplifier the output consists of successive segments of equal but opposite slopes. If the switching is then repeated a triangular wave results. All the error sources described earlier still exist and the slopes are always non-linear and unequal albeit to a small degree. The problem remains of providing equal and opposite voltage sources, of effecting an electronic changeover function and of activating that switch at the appropriate voltages (free-running) or times (triggered). Note that this is readily solved if it is not required to control the voltage and hence the frequency and/or waveform. The integrator is simply interconnected in a closed loop with a Schmitt-trigger such that the square-wave output of the one forces the triangular wave from the other and the vice versa.

The provision of equal and opposite outputs is simple if an additional amplifier is permitted. It is connected to provide a voltage gain of -1 and the changeover switch selects either the input or the output. It is assumed that the original source is of low enough internal resistance that its terminal voltage is not affected by the presence of the amplifier, nor by the switching action. The changeover switch still presents a problem since it cannot be directly implemented in semiconductor form — two antiphase driven on-off switches are normally used instead. The solution lies in changing the wording of the problem. Ultimately it is the charging-current direction that has to be reversed, the voltage reversal being but a means to that end. As a first step consider the $+V$ and $-V$ can be written as $V_x(+1)$ and $V_x(-1)$. If the bracketed terms are interpreted as amplifier gain then it directs the attention to a means of reversing the gain of an amplifier. There is a well-known way of doing this in which a single grounded on-off switch either permits or prevents the application of the input voltage to the amplifier non-inverting input. In the first case and assuming an ideal op-amp there is no current flow in and hence no voltage dropped across any of the resistors. Hence the output and input voltages are equal with a voltage gain of $+1$. With the switch closed the non-inverting input is grounded and the amplifier becomes a see-saw amplifier of gain -1 .

The last stage in this process eliminates the extra amplifier completely. The input voltage is applied to the integrator input and via a potential divider to the non-inverting input. The single resistor of the integrator is tapped and connected to one side of a switch the other side of which is grounded. Inspection of the circuit for the two cases then shows that the polarity of the voltage across the resistor R is reversed as the switch changes state. Letting the resistor ratios be n and m as shown then there is a relationship between the values of n and m at which the voltages across R are of equal magnitude for the two cases. This condition, for one very close to it allowing for the practical errors, is the condition for equal but opposite slopes. In practice it is usual to replace or modify one of the series pairs of resistors by a potentiometer, which is trimmed to a triangle. The number of amplifiers is reduced to one, the switching is reduced to that of a single grounded on-off switch and the performance is comparable to the earlier proposals needing two amplifiers and/or multiple changeover switches.

As usual there is another related configuration that can provide the same function. It represents a shift in ground point for the input network such that the switch is connected from the free end of the generator to the tapping point of the resistors feeding the integrator. Again the polarity of the voltage across R is reversed leaving a relationship to be derived between m and n for equal but opposite slopes. It is not obvious whether this form has any particular advantage, and it is often easier to provide a grounded switch by using a common-emitter or common-source stage. Either form is easily implemented using analogue gates such as those available in c.m.o.s. form. These have relatively high and variable on-resistances making the circuit more accurate when R, R' are large. This places a greater constraint on the allowable input currents and as for all integrator based circuits, op-amps with f.e.t. input stages are preferred.

Triangular wave generators — 1

THEORY

● For the two states of the switch

$$(i) \left(\frac{dV_o}{dt}\right)_1 = \frac{I}{C}$$

$$(ii) \left(\frac{dV_o}{dt}\right)_2 = -\frac{I}{C} = -\left(\frac{dV_o}{dt}\right)_1$$

● If the input bias current is I_B the slopes are

$$(i) \left(\frac{dV_o}{dt}\right)_1 = \frac{V}{R} + I_B$$

$$(ii) \left(\frac{dV_o}{dt}\right)_2 = -\frac{V}{R} + I_B = -\left(\frac{dV_o}{dt}\right)_1 - \frac{2I_B}{C} \quad (2)$$

● For the second circuit, with switch short-circuited to ground the input resistor R_1 and the switch on-resistance R_{ON} the voltage gain is obtained by equating the op-amp input voltages

$$\frac{V+V_o}{2} = \frac{VR_{ON}}{R_1+R_{ON}}$$

$$\frac{V_o}{V} = \left[\frac{2R_{ON}}{R_1+R_{ON}} - 1 \right] = -\left[\frac{R_1-R_{ON}}{R_1+R_{ON}} \right] \quad (3)$$

For $R_{ON}/R_1 \approx 1\%$ the gain is reduced in magnitude by $\approx 2\%$ and this can be corrected for by increasing the feedback resistor by 2%.

● Capacitor current is defined by that in the resistor R . Let the currents be I_1, I_2 for switch open and closed

Switch open $I_1 = \left(\frac{V - \frac{V}{1+m}}{(n+1)R} \right) = \frac{V}{R} \cdot \frac{m}{(1+m)(1+n)} \quad (4)$

Switched closed $I_2 = -\frac{V}{1+m} \cdot \frac{1}{R} = -\frac{V}{R} \cdot \frac{1}{1+m} \quad (5)$

For triangular output i.e. equal but opposite slopes,

$$I_1 = -I_2 \quad \frac{m}{(1+m)(1+n)} = \frac{1}{1+m} \quad m = 1+n \quad (6)$$

For example with $n=1, m=2$.

● A similar result obtains for the alternative circuit and again the currents say I_3, I_4 correspond to the switch open and closed respectively

Switch open $I_3 = -\frac{Vm}{(1+m)} \cdot \frac{1}{(1+n)R} \quad (7)$

Switch closed $I_4 = \frac{V}{(1+m)} \cdot \frac{1}{R} \quad (8)$

For triangular-wave output, $I_3 = -I_4$

$$\frac{m}{(1+m)(1+n)} = \frac{1}{1+m} \quad m = 1+n \quad (9)$$

Again for $n=1, m=2$.

The identity of results for the two circuits should not be surprising. The circuits effectively represent a reversal of input connections to the same passive networks. So the same resistor ratios result in a triangular waveform in each case.

Equations 4, 5 & 7, 8 allow the design of waveforms with different values of positive and negative slope. For example you can see that n affects only one of the currents in each case (I_3 in equation 7 and I_1 in equation 4).

EXAMPLES

1. An op.amp integrator uses a $0.1\mu\text{F}$ capacitor and a drive resistor of $100\text{k}\Omega$. If the drive voltage is switched between $\pm 5\text{V}$ calculate the switching frequency for an output triangular wave of amplitude 5V peak-peak. Assume for this part of the question that the amplifier is ideal. If the amplifier input current is $+0.5\mu\text{A}$ show that the positive and negative slopes differ in magnitude by about 2%. What mark-space ratio is needed at the input?

(a) During the positive input part of the cycle

$$\Delta V_o \text{ is } -5\text{V}, \Delta V_c \text{ } 5\text{V}, \\ V \text{ } 5\text{V}, R \text{ } 100\text{k}\Omega, \text{ and } C \text{ } 0.1\mu\text{F}$$

$$\frac{dV_c}{dt} = \frac{I}{C}$$

$$\Delta t = \Delta V_c \cdot \frac{C}{V/R} \\ = \frac{5 \cdot 10^{-7}}{5/10^5} = 10^{-2}\text{s}$$

∴ Complete period is $2 \cdot 10^{-2}$
Frequency 50Hz

(b) With the amplifier input current as given, the net charging current for positive drive is

$$50 - 0.5 = 49.5\mu\text{A}$$

For negative drive, net charging current is $50.5\mu\text{A}$

Slope $\propto I$

∴ % change in slope $\approx 1/50 \times 100 \approx 2\%$

(c) With unequal charging currents the waveform is no longer triangular.

For it to be at least a repetitive waveform the *mean* voltage must remain constant i.e. because the positive and negative currents now differ in magnitude then the times for which they flow have to be adjusted to compensate. Let the two parts of the cycle (mark / space) be t_1, t_2 .

$$t_1 \cdot I_1 = t_2 I_2$$

$$t_1/t_2 = I_2/I_1 = \frac{50.5}{49.5} \approx 1.02$$

2. The switched integrator is designed for an output frequency range of 0 to 10kHz for an input voltage of 0 to 15V with R $10\text{k}\Omega$, n 1, m 2. Calculate the value of capacitance required if the output amplitude is to be 20V peak-peak.

For input of 15V and switch open, capacitor current is

$$\frac{2/3 \cdot 15}{2 \cdot 10^4} = 5 \cdot 10^{-4}\text{A}$$

This current must charge capacitor through 20V in $50\mu\text{s}$

$$\text{i.e. } \frac{5 \cdot 10^{-4} \cdot 20}{C} = \frac{1}{2} \cdot 10^4$$

$$C = \frac{5 \cdot 10^{-4} \cdot 10^{-8}}{40 \cdot 10^{-4}} = \frac{10^{-8}}{8} \\ = 1.25\text{nF}$$

3. What is the input common-mode voltage and why might there be difficulties if the circuit were to be used as an f.m. generator with relatively high modulating frequencies?

$$\text{Common mode voltage} = \frac{V_{in} R'}{mR' + R} = \frac{V_{in}}{m + 1}$$

If V_{in} varies rapidly then in addition to varying the charging currents it provides a high-frequency common-mode voltage which the amplifier will reject only imperfectly. This would appear as a small amplitude modulation term.

Converting between analogue and digital quantities — 1

continued from page 46

In a bipolar, code one bit, that in the m.s.b. position in the codes shown, carries the sign information. In the *sign + magnitude* code, the bits after the sign bit give the magnitude coded in natural binary. Sign magnitude b.c.d. is the code used extensively in bipolar digital voltmeters.

The *offset binary* code is simply a natural-binary counting sequence which is interpreted in terms of an offset of the analogue scale which it is used to represent. The zero of the natural-binary counting sequence (0000) is used to represent analogue full-scale negative, the count 1000 represents an analogue zero and the full count 1111 represents $+\frac{1}{2}$ analogue full-scale (full scale -1). Offset binary, as will be shown when converter circuits are discussed, is one of the easiest bipolar codes to implement.

The *two's complement* code is a natural-binary code for values of the analogue variable from zero to full scale positive. The code for the analogue values $-\frac{1}{2}$ full scale to full scale negative is obtained by complementing in turn the codes for the values 0 to $+\frac{1}{2}$ full scale. Complementing means simply changing the state of all bits.

Table 6 gives bipolar codes involving four bits, but each code is readily extended to any number of bits by using the principles on which the codes outlined above are founded. It should be noted that in any n -bit bipolar code one bit is always used for sign information, the remaining $(n-1)$ bits carrying the magnitude information. The analogue range (\pm full scale) of an n -bit unipolar code, but the ratio of the analogue magnitude of l.s.b. to the full scale analogue magnitude is $2^{-(n-1)}$ for the bipolar code, and not 2^{-n} as it is for a

unipolar code. The resolution of an n -bit bipolar code is twice as coarse as that of an n -bit unipolar code.

Bipolar codes do require rather more care in interpretation than unipolar codes. In Table 6, it has been assumed that an increase in the digital number corresponds to a positive increase in the analogue variable, but this is not always so — it depends upon the details of the converter circuitry. In some converters an increase in the digital numbers corresponds to an increasingly negative value of the analogue variable, and if this is the case the bipolar codes should be reinterpreted by changing the signs of all the decimal fractions.

The treatment of codes has by no means covered all codes in use but it has, it is hoped, demonstrated the essential role of a code in any a-to-d or d-to-a conversion. Readers interested in a more exhaustive treatment of the various codes and their relative advantages and disadvantages are referred elsewhere^{3,4}. In any case, advantages and disadvantages can only be understood in relationship to the practical details involved in particular conversion techniques.

To be continued

References

1. Lucinda Mattesa. "Data Converters Latch on to Microprocessors." *Electronics*, p.81, Sept. 1, 1977.
2. D. Fullagar, P. Bradshaw, L. Evans, W. O'Neil. "Interfacing Data Converters and Microprocessors." *Electronics*, p.81, Dec. 9, 1976.
3. D. H. Sheingold. Editor "Analog to Digital Conversion Handbook." Analog Devices Inc. 1972.
4. Herman Schmid. "Electronic Analog/Digital Conversions." Van Nostrand Reinhold Company, 1970. □

Table 6 Commonly Used Bipolar Codes

Number	decimal fraction	sign+ magnitude	two's complement	offset binary
+7	$+\frac{7}{8}$	0111	0111	1111
+6	$+\frac{6}{8}$	0110	0110	1110
+5	$+\frac{5}{8}$	0101	0101	1101
+4	$+\frac{4}{8}$	0100	0100	1100
+3	$+\frac{3}{8}$	0011	0011	1011
+2	$+\frac{2}{8}$	0010	0010+1	1010
+1	$+\frac{1}{8}$	0001	0001	1001
1	0+	0000	0000	1000
0	0—	1000	(0000)	(1000)
-1	$-\frac{1}{8}$	1001	1111	0111
-2	$-\frac{2}{8}$	1010	1110	0110
-3	$-\frac{3}{8}$	1011	1101	0101
-4	$-\frac{4}{8}$	1100	1100	0100
-5	$-\frac{5}{8}$	1101	1011	0011
-6	$-\frac{6}{8}$	1110	1010	0010
-7	$-\frac{7}{8}$	1111	1001	0001
-8	$-\frac{8}{8}$		(1000)	(0000)

Letters to the editor

INTERFERENCE FROM ELECTRONIC IGNITION

Many articles and letters have been published both in *Wireless World* and other technical publications on the subject of electronic ignition systems for cars. So far, however, I have not seen any mention of the influence that these systems have upon radio interference. I have installed in my car what is probably the most popular unit, and the result has been an increase in the level of medium-wave interference of about 8dB. Nothing that either the manufacturer's representatives or myself could do, could reduce the interference by more than about 2dB.

I wonder if any other readers have had similar experiences and have succeeded in effecting a cure.

Roy C. Whitehead,
Sutton,
Surrey.

UNIT PREFIXES

I would like to echo G. C. Oxley's complaint (February letters) about the misuse of prefixes in electrical units.

I read recently in a national newspaper that the government of Iran had cancelled an order for a group of French nuclear power stations generating a total of 900 mW. Quite right too!

J. W. Semple
London SW2

Wireless World index and binding

The index for Volume 84 (1978) of **Wireless World** will be available in May, price 50p including postage, from the General Sales Department, IPC Electrical-Electronic Press Ltd, Dorset House, Stamford Street, London SE1 9LU.

Our publishers also offer a service of binding volumes of **Wireless World**, each complete with the appropriate index. If you wish to use this service send your copies to Press Binders Ltd, 4-4a Iliffe Yard, Crampton Street, Walworth, London, SE17 with your name and address enclosed. Confirm your order to the General Sales Department (address in first paragraph) and with this letter to Dorset House send a remittance of £6.65 for each volume (this price includes the index).

In both cases cheques should be made payable to IPC Business Press Ltd.

DISTORTIONLESS CURRENT DUMPING

Readers of your journal are challenged by J. Vanderkooy and S. P. Lipshitz to produce a current dumping circuit without distortion (June 1978, pp.38-40). In that article it is shown that the dumper non-linear voltage-current behaviour may be eliminated from the circuit output by a slight change in the bridge balance. The non-linearity in the base current-collector current relation cannot, with the original circuit, be completely cancelled.

A minor modification of the bridge changes this situation. Consider Fig. 1, an amplifier with voltage amplification A and output impedance Z_o . Signal voltage V_s is applied to the positive input. Then:

$$V_s = V_s' + \frac{Z_o I_A + V_2}{A} \tag{1}$$

Amplifier load will determine the negative input voltage V_s' , output current I_A and voltage V_2 .

Clearly, if the equation is to represent a linear amplifier, its right hand side must equal a constant times V_s , the circuit output voltage. In the original circuit, current dumper non-linearity will appear both in I_A and V_2 , base current being part of I_A and base voltage being equal to V_2 . To be eliminated from the equation the terms representing non-linearities must appear at least twice and with different signs. This is true for V_2 and the coefficient for V_2 can be made equal to zero by a change in the bridge balance. The non-linear base current on the other hand appears only in the amplifier current and can produce no additional term to cancel its presence in I_A . A term proportionate to $-I_b$ is needed and can be obtained in several ways.

A simple solution is shown in Fig. 2. Base current is converted to base voltage with the aid of Z_b . The base current non-linearity is now in the V_b term. By working out the equations:

$$V_s' \left(\frac{1}{Z_s} + \frac{1}{Z_1} + \frac{1}{Z_2} \right) = \frac{V_1}{Z_1} + \frac{V_b}{Z_2} \tag{2}$$

$$V_o \left(\frac{1}{Z_L} + \frac{1}{Z_3} + \frac{1}{Z_4} \right) = \frac{V_1}{Z_4} + \frac{V_2}{Z_3} \tag{3}$$

$$V_2 \left(\frac{1}{Z_3} + \frac{1}{Z_b} \right) = I_A + \frac{V_o}{Z_3} + \frac{V_b}{Z_b} \tag{4}$$

a solution is obtained for the signal voltage:

$$V_s = aV_o + bV_2 + cV_b \tag{5}$$

where $b=0$ if:

$$\frac{Z_4}{Z_3} = \frac{Z_o}{A} \left(\frac{1}{Z_3} + \frac{1}{Z_b} + \frac{1}{Z_o} \right) \left(1 + \frac{Z_1}{Z_2} + \frac{Z_1}{Z_3} \right) \tag{5}$$

and $c=0$ if:

$$Z_b = \frac{Z_o}{A} \left(1 + \frac{Z_2}{Z_1} + \frac{Z_2}{Z_s} \right) \tag{6}$$

It appears that a driving amplifier with a constant and well-defined transconductance ($G_m = A/Z_o$) is best suited for this bridge. With such an amplifier, Z_o approaches infinity and the balance condition is simply:

$$\frac{Z_3 + Z_b}{Z_4} = \frac{Z_2}{Z_1} \tag{7}$$

when Z_b has been chosen according to:

$$Z_b = \frac{1}{G_m} \left(1 + \frac{Z_2}{Z_1} + \frac{Z_2}{Z_s} \right) \tag{8}$$

Z_b is of course to be kept low.

Balance can still be maintained if Z_2 is a capacitance. Z_b will have to be a R-C series

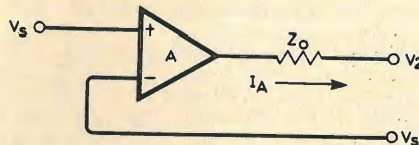


Fig. 1. Basic driving amplifier

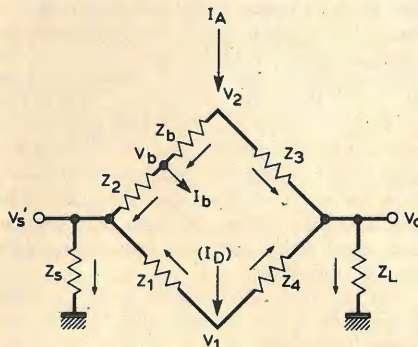


Fig. 2. Modified bridge

combination and Z_4 a L-R series combination, a fair approximation of a real-life inductor.

Tore Hevrengr
Stockholm
Sweden

The authors comment:

The contribution of Mr Hevrengr does indeed satisfy the requirements of our challenge! We congratulate him on the elegance and conciseness of the exposition. Now that we more fully understand the relationship of voltage and current distortion, several comments are in order.

For a resistive bridge and a constant real A , the four components can be altered to give exact voltage distortion cancellation, and Hevrengr shows how a slight change by using an additional component Z_b also removes the current distortion. When A is allowed to become very large, the simple bridge balance condition obtains and the additional component Z_b becomes zero as well. We prefer to view the bridge in Hevrengr's Fig. 2 with the node V_b at the top and the class A amplifier current I_A injected into the Z_b - Z_3 arm. The base current through Z_b will generate a compensating signal to the output through Z_3 .

We point out that a class A amplifier with infinite output impedance, and specified therefore only by its transconductance, implies an infinite internal gain and current feedback. (However, the collector of a cascode output transistor can have a

high output impedance in practical circuits.) It is not necessary to do this, of course, it being then required to use the balance equations 5 and 6. In fact, Hevrengr's realization for infinite Z_o (eqns 7 and 8) actually also applies if Z_o is finite (eqns 5 and 6); Z_2 is taken to be capacitive and then Z_b can be a series RC and Z_4 a series LR combination. A difficulty with this realization is that now there is no d.c. path to the dumper bases. Any rectification effects due to different upper and lower dumper current gain may cause an offset, which must be cancelled by an increasing current through Z_3 . Hence the class A amplifier may saturate. The function of the current dumping concept is to arrange matters such that the power delivered by the class A amplifier is quite small. A practical realization probably needs a d.c. path through Z_b or Z_2 , and such realizations are possible. Practical implementation may, however, remain a difficulty.

We note, referring to Mr Hevrengr's Fig. 2, that there are two "nodal" points on the generalized bridge circuit where externally applied signals do not influence the output signal V_o . One is at V_1 , where the dumper current I_D has no effect on V_o , its only function being to supply most of the load current into Z_L when so demanded by V_1 . The other point is V_b , created by the extra bridge component Z_b , (and of course the non-zero value of Z_o), such that current, from this point, namely dumper base current, also generates no signal at V_o . We have built a model circuit which demonstrates these features very clearly. The function of the dumpers is to amplify current, and since V_1 tends to track V_b (and also V_2 , approximately) due to the emitter follower action of the dumpers, the load on the class A is minimised.

As a final comment, it is of interest to note that the number of nodal points can be increased ad nauseam by replacing Z_2 and Z_b (or Z_1 and Z_4) by more parallel networks having the same impedance ratios and the same total conductance as the original. This feature may be useful in driving parallel dumper stages. If anyone devises another use for the additional nodes, please inform the readers of this magazine.

J. Vanderkooy and S. P. Lipshitz

MILITARY ELECTRONICS

As a supporter of the Campaign Against Arms Trade, I would like to say how pleased I was to read your editorial in January's issue. Not pleased with the subject matter, of course, but pleased to see some publicity being given to the fact that electronics has been so prostituted from being for the good of mankind to its destruction. It never ceases to amaze me that engineers should allow themselves to be used in this way and at the same time should ask for more recognition for the valuable contribution that engineering makes to the community.

While a large proportion of the world is suffering and starving how can we connive at the continuance or worsening of this situation by our wrong use of resources, and in making and selling that which is intended for death and destruction, and still ask for respect? Respect for what? For our cleverness and ability in technical achievement perhaps, but surely not for our humanity or good sense. Only by a blinkered approach to the excitement of our work, or our own personal

progress together with a nationalistic view of Britain's role in the world, can there be any justification for work on weapons or electronics for "defence". But we have been repeatedly told that for an engineer a much wider view is necessary.

I believe that it is the personal responsibility of all those working in electronics, but especially the design engineer, to see that his talents are being used for the good of all mankind. We must not just be the willing servants of those who tell us that they know best what is good for us.

I would be interested to hear from those who agree with all or part of this letter.

Wilfred Laycock
Abingdon
Oxon

DISPLACEMENT CURRENT

I would be grateful, sir, if you would kindly give me some space to point out, and endeavour to correct, certain errors and misconceptions that occur in the article "Displacement current" by Catt, Davidson and Walton in the December 1978 issue.

To say, as they do, that inductance does not exist in a capacitor is just not true: it may be small, but nevertheless it is there. A bifilar resistor has inductance but it is made small by doubling the wire back on itself in the form of a hair pin so as to give a loop enclosing a small area. The same is true when the wire is replaced by a thin conducting sheet doubled back on itself. Snipping the sheet along the folded edge gives, when rolled up, a rolled-foil capacitor — but it still has inductance. In field terms, this inductance represents the magnetic field in the very narrow space occupied by the dielectric. It is quite valid, as the authors do, to consider the capacitor as a transmission line; indeed it is necessary to do so if the length of the foils (or the radius of the circular plates in the authors' Fig. 1) is comparable with a wavelength. In undertaking such an analysis, it is necessary to consider the inductance and capacitance (respectively L_1 and C_1 per unit length) of the equivalent transmission line. The characteristic impedance $Z_0 = \sqrt{(L_1/C_1)} = \sqrt{(\mu/\epsilon)}$ in the loss-free case, needs a non-zero inductance to give it a non-zero value. Likewise the velocity of propagation $v = \sqrt{(1/L_1 C_1)} = \sqrt{(1/\mu\epsilon)}$ needs a non-zero inductance to give a finite propagation velocity, a requirement the authors state in their second paragraph. In trying to dispense with this inductance, the authors' analysis in the Appendix becomes confused. In the equation $T = (1-k/n)^n$ it is certainly true to say that, as n increases indefinitely, T tends to the limit $\exp(-k)$ but only if k is fixed. Since the authors have put $k = 2nZ_0/R$ the analysis is immediately suspect and this suspicion is confirmed when n then reappears as a finite number.

In spite of appearances, such as introducing ideas of reflections on a transmission line, the authors' analysis is a quasistatic one and the equation they are deriving is quasistatic also. This being so, it is of little consequence whether one assumes an infinite propagation velocity, which the authors object to, or a zero propagation time which the authors are actually doing. Starting from equation 7 (or 6) and ignoring what follows enables us to redefine T as the time for a

double pass: the time for n two-way passes is therefore $t = nT$. Also $t = 2l/v = 2l\sqrt{L_1 C_1}$ (where l is the length of the line) and we can therefore write the characteristic impedance as $Z_0 = T/2C_1 = T/2C$ where C is the "total capacitance". Equation 7 now becomes

$$V(t) = V \left[1 - \left(\frac{1-T/2RC}{1+T/2RC} \right)^{t/T} \right]$$

where inductance does not appear explicitly, but it is there implicitly since it controls the value of T : if L_1 becomes vanishingly small, so indeed must T . Saying, as the authors do, that L_1 does not exist is tantamount to saying that T is zero. All that is now necessary is for the limit to be taken as T vanishes. To do this, put $n = t/T$, eliminate T and let $n \rightarrow \infty$: this gives

$$V(t) = V[1 - \exp(-t/RC)]$$

All this has not involved, explicitly, a displacement current simply because the analysis has been conducted in circuit terms rather than field terms. This, of course is quite valid provided that only the dominant mode is involved, which it is because the analysis is quasistatic: indeed a circuit analysis is better suited to this type of solution. A field analysis would have needed a displacement current, but it would also have needed a magnetic field. Whether the authors like displacement current or not, their quarrel is not with it but with the magnetic field in the dielectric of the capacitor. The analysis in their Appendix actually gets rid of the magnetic field by declaring that the inductance does not exist: it does not get rid of the displacement current (in spite of what the title says) since they use capacitance, its circuit equivalent.

The authors' arguments in the second paragraph do not reveal any flaw in the model presented by Maxwell's equations which need displacement current for consistency. This "mathematical manipulation", no matter how convenient it is from that point of view, would have no value whatsoever if the consequence of a proper application of Maxwell's equations was to produce a result that did not conform with the true state of affairs. The authors have not shown this to be the case in their example, and though I consider Maxwell's equations to be postulates that may be approximations to a more general theory (like Newton's laws are), I do not consider their example to present the sufficiently severe test necessary to the nature of the approximations in those fundamental equations. The flaw, as I see it, is in the authors' understanding rather than in the model, as illustrated by the statements in the second paragraph of the article.

Take first the word "suddenly". Why do we have any need to imagine a "sudden" distribution of charge over the plate any more than we need to explain how a charge moves suddenly from the far end of the wire connected to the capacitor plate to the plate itself? As the authors state, there is a finite velocity by which effects are propagated, but why do the authors imagine (if I understand their statement) that displacement current makes this velocity infinite? It is easy to show that ignoring displacement current indicates an infinite velocity, and it could be said that this is a valid reason for including it, not getting rid of it.

Now take the statement that the charge on the plates is uniformly distributed. This is not true if the quantities concerned are varying with time. It is a perfectly general principle that uniform fields varying with time cannot

exist: we may be able to produce an approximately uniform field even up to fairly high frequencies but it does not invalidate the principle. The uniformly distributed charge is a quasistatic approximation arising from the small reactive effect of the magnetic field within the dielectric on the electric field distribution. In circuit terms this is equivalent to saying that the effect of inductance is negligible. Maxwell's equations certainly do not indicate a uniformly-distributed charge, but maybe this is what the authors imply when they say there is a flaw in the model. But by what argument can it be said that the charge distribution is uniform? Indeed, we ought to expect a non-uniform distribution, and the greater the radius of the plates, the greater will be the non-uniformity in the radial direction, but then the situation is changing from the quasistatic one to a propagation or travelling wave model.

I would suggest that if there is any paradox, the authors have got the wrong culprit. The model they call faulty works fine and the concept of displacement current is essential to it. I agree with the statement "Work on high speed logic design has shown that the model of a lumped capacitance is faulty", but no further. Any lumping must be faulty since it implies no physical size and/or no time delay. In situations where the time delay is important, quasistatic models will need replacing by those that include propagation effects, but this can only be done by including magnetic flux (or its circuit equivalent, inductance) and displacement current (or its circuit equivalent capacitance). Declaring that either one or the other has negligible effect gives a quasistatic model (in the loss free case) and clearly this is not what the authors want.

K. O. Sharples,
Department of Electrical and
Electronic Engineering,
The City University,
London, EC1.

The authors reply:

We do not say that (distributed) inductance does not exist in a capacitor. We said that series inductance does not exist. The conventional model of a capacitor with stray series inductance is wrong. Thence, the idea of a capacitor's self-resonant frequency is wrong. Distributed inductance, such as exists in a transmission line, does exist, and we use the formula $Z_0 = \sqrt{(L/C)}$. We feel that the whole of Mr Sharples's letter founders because he confuses series inductance with distributed inductance.

I. Catt, M. F. Davidson and D.S. Walton.

RIDICULOUS UK

I wonder whether your UK readers realize how patently ridiculous your country appears to us when we read of opposition to the introduction of citizens' band radio in the UK ("Mobile CB Dangers" — January letters).

We have millions of c.b. radios operating in North America in everything from baby carriages to giant trucks and airplanes and we hear from the UK that it is socially and technically undesirable!

I. Switzer
Switzer Engineering Services Ltd.
Mississauga
Ontario, Canada

A news item in this issue gives a list of countries using c.b. — Ed.

ITALIAN 3D TELEVISION BROADCAST

In your November 1978 issue I read the brief survey of 3D television experiments performed in various parts of the world. On Sunday, 4th February we in Italy also had our first short experimental broadcast. It lasted for five minutes or so and was repeated several times on the following Sunday evenings. The event was described as "experimental", and it really was, but the word "experimental" has an uncommon meaning when referring to RAI, the state broadcasting company. (Fifteen years ago RAI started experimental f.m. stereo broadcasting, for two hours a day, and they are still "experimenting" today.)

In front of the television camera was placed a mirror that completely reflected a range of colours and allowed all the rest to pass through. The mirror produced two images, and these were spaced by 8 centimetres, corresponding to the spacing of the eyes. The two images were then sent to the camera for transmission. At the receiving end of the television link the viewer's eyes, helped by a red and blue coloured lens, 'decoded' the three dimensional information.

Of course, the 3D television broadcast was not compatible with monochrome tv sets and colour sets without lenses because it caused two images, slightly apart, to appear on the screen.

*Pierangelo Pensa
Rogena
Italy*

A.M. FOR V.H.F. BROADCASTING?

No one will wish to take issue with 'Cathode Ray' about the difficulty of listening to sound radio ("Instant tuning"; September issue), but he seems to miss some essential points.

Firstly, he does not ask why it is that politicians and financiers worry about the fourth television channel while there are insufficient transmitting facilities for the radio services already being provided. Clearly, those who want better radio will have to fight for it. Unfortunately, 'Cathode Ray' suggests only the most obvious improvement, which is to make available more of the 88-108MHz band to accommodate more f.m. transmissions. Apart from its lack of economy, the trouble with this idea is that for a significant proportion of the population our existing f.m. system has none of the advantages he lists. This large city has a local booster, but in many districts the signals are still too weak for ordinary portable sets. The distortion of weak or slightly mistuned f.m. signals has an unpleasant quality which drives listeners to the medium waveband, even after dark. This type of distortion is relatively rare with television sound, suggesting a lack of transmitted power in Band II.

Power is limited by cost, and by the need to avoid interference; it is doubtful whether the money or the bandwidth to improve the system will be provided in the near future. On the other hand, there is no reason why a.m. (or some other form of modulation less profligate in bandwidth than f.m.) should not be used for some v.h.f. broadcasting, f.m. being retained for one or two high quality channels. Dual standard receivers should

present fewer problems than current multi-waveband sets, and 'Cathode Ray's' push-buttons could easily be arranged to provide automatic mode switching. In addition, there might well be room for a few slow-scan television channels.

*C. R. Lee
Sheffield
South Yorks*

THE SOLICITOR'S LOT

Few, if any, of the letters you receive are prompted by your leading article or the other regular features of your publication. May I therefore take the liberty of writing to you in reply to a section of Mixer's Sidebands in the February issue. In particular the paragraph subheaded "Jack and his Master, both". I am a member of the legal profession, a solicitor to be precise, and I take issue with Mixer on his criticism of the "legal brotherhood" which presumably includes me. He says we don't strike because we are "doing very nicely out of [our] clients as it is".

As I say, I am a solicitor. I am also a radio amateur (G3MUX); one of the very few (four I am told) of my profession who are. I take this opportunity of notifying your readers, in case they are under any misapprehension, how we earn our living. We are only able to practise after a long and quite hard training, lasting about five years. We depend for a living on our ability to attract clients from the public. If they don't like me, they can go elsewhere and I starve. If I don't do my job well, I get sued for all I have — and I starve again. But I cannot advertise. I rely for new clients on a reputation I have built up and on that reputation being circulated around the area. I can do little to encourage that process other than to do my job so well that others talk about it to their friends. I have to provide all the not inconsiderable capital I need myself. I receive very little by way of public funds. If I don't work, and work effectively, I starve. I do not go on strike because I do not care for the practice of hari-kari.

If, with all these disadvantages, I can still "do very nicely", is that a criticism — or a compliment? If the average trade unionist had to earn his living under these conditions, he would stop bellyaching and get on with his job. He has a lot to learn from the professions — from mine at any rate.

*C. E. H. Benson
Weston-under-Redcastle
Shrewsbury*

AUDIO KITS AND MODULES

If a buyer wishes to choose a ready-made item of audio equipment it is not normally too difficult for him to hear comparative demonstrations or to try the unit out in a shop. With kits and modules as advertised in *Wireless World* and other journals this is seldom possible. How is the buyer then to choose? It is beyond argument that figures and specifications are often totally remote from real quality assessments. The reputation of a supplier or a design? Yes, but this would preclude dealing with newly established concerns and newly introduced items. Testimonials? Yes, one advertiser supplies these and they are in glowing terms and often above the signatures of those who

can be depended on to know what they are talking about. However, one splendid sounding unit is made by a concern which has to date not bothered with testimonials to the extent of making them available to potential buyers but depends on word of mouth recommendations from one satisfied customer to those in the circle of such communication.

In my view the best service that *Wireless World* could do its readers is to review the major items offered as modules or in kits. Such points as inferior socketry, as pointed out by Graham Nalty in the August issue (Letters), could be noted and the suppliers could then offer something better or the buyer could himself substitute the better grade item. Meanwhile it would help if the suppliers would ensure that testimonials were available or, if the item draws no favourable comments, seek to discover why and remedy the position; it could be "a cheap speaker switch acting as a diode"!

*Ivor Abelson
Southgate
London N14*

COMPUTER BUSES

In his first article on computer buses (February issue), Ian Witten shows in Fig 18 a "fully interlocked bus" which, unfortunately, is almost bound to fail.

Suppose the "address" and "address valid" lines are set up. Then the clock loads the D flip-flop and subsequently the register. This will happen repeatedly until the "address valid" is removed. The next clock pulse will load zero into the flip-flop, but will have also simultaneously clocked the existing value of Q (logic 1) into the load of the register; so whatever rubbish existed on the data bus will have been copied into the register.

A fully interlocked bus would load the register independently of an internal receiver clock, avoiding this difficulty.

*Nicholas Honner
Maidstone, Kent*

The author replies:

Nicholas Honner points out that in Fig 18 of my article, "data accepted" is asserted by the slave device at the first clock tick after "address valid" has been asserted with the correct values on the address bus, but the "load" operation does not take place until the second clock tick. Thus if the bus master were to remove data from the bus as soon as it sees "data accepted", rubbish would be read. However, under fully-interlocked transmission the bus cycle is not complete until "data accepted" is de-asserted by the slave, and the master is obliged to hold the data on the bus until that time. Under these conditions the transfer will take place correctly.

This correspondence makes the point very clearly that before attaching devices to a bus, one must study timing diagrams for the particular protocol that is being implemented. It often happens that the master is able to guarantee that the address lines have settled fractionally before the data is available, and this is the reason for delaying before loading the register in the circuit. However, it seems to me that a detailed study of transfers on a particular bus, with timing diagrams, would (while interesting) lead to a level of detail which is inappropriate for a tutorial article.

ELECTRONIC ORGANS

The performance of an electronic organ is not to be judged by its circuitry, but by its suitability for the kind of music required of it. A designer for commerce has to adopt many compromises for economic and production reasons, but the enthusiast suffers from no such limitations. We will always have people who say the cinema organ is superior to the concert organ and vice versa, and rightly so because such sentiments are expressions of art, and art has no measurable parameters. Equally, we shall always have devotees of the additive systems as opposed to the subtractive methods (February letters); these are two different schools of thought but, once the main tonal structure has been decided upon, there are certain limitations better overcome by one system than the other. If limitation of a pipe organ is the aim, then regulation or the relative value of one note to another is more easily carried out by Dr Ryder's system; it is never really successful with subtractive synthesis and is influenced by quirks of the loudspeaking system at different power levels.

Shall we say that the subtractive method yields quasi-orchestral sounds well suited to domestic tastes and unskilled performers; whilst the additive systems allow of classical and baroque tonal structures (which are of necessity simple voices to obtain the required clarity and definition for contrapuntal music).

Hammond has been quoted; but how many recall that when he first launched his organ he said "Whilst the Hammond organ is played like a pipe organ, it is not made in imitation of one; it is a new musical instrument with a voice of its own"? Instruments of the electro-mechanical type are beyond the power of the amateur to construct and confer no advantages; the Compton generators do have integrated harmonic series rings and some fully-formed tone rings, but they do not seem to have any advantage over semiconductor systems and keying is elaborate and costly.

Domestic organ designs have tended to settle for the simple divider systems yielding square or synthetic sawtooth waves; it is refreshing to see a new design for the home constructor and if my opinion is worth anything, it appears to be the answer to a good many problems.

Alan Douglas
Nottingham.

POST OFFICE MONOPOLY

Some interest has been shown recently in the so-called Post Office monopoly. Mr Chapple, secretary of the EETPU, is quoted as being in favour of people being allowed to connect whatever they like to the ends of PO circuits (your January 1979 issue, page 48).

Alas, as is so often the case, the real restrictions have been overlooked, and attention is unnecessarily being focused on the least important aspect of the monopoly.

The PO is rightly concerned about the safety and interference potential of equipment connected to its plant. It is not really interested in whether or not the equipment is efficient and performs its required function — that is up to the user. It seeks to ensure that equipment connected to its plant will not generate dangerous voltages or produce

signals which interfere with other users. Who can blame them for that?

The real problem with the PO, however, is its refusal to allow non-PO organisations to provide certain types of communication systems from their own resources. It will not allow organisations to communicate with each other unless the means of communication is provided by the PO usually at very high cost. It will, for example, insist that you pay perhaps £100,000 for a telephone exchange, refuse to allow you to do what you like with it and then insist that it maintains it for you again at high cost. If you think you can run a piece of wire between your house and your favourite betting shop and rig up a telephone circuit, you have another think coming because the PO monopoly will not permit you to do this. You must have the piece of wire from the PO and pay a rental charge. If you happen to own the betting shop that's a different matter altogether because you would then be legally entitled to provide your own means of communication.

Regulation of the use of the radio spectrum is obviously essential but even when you manage to get a licence and a frequency allocation to enable you to set up a radio network, there are many restrictions arising from the monopoly which negate many of the potential benefits arising from the use of radio communication.

These are among the many aspects of the PO monopoly which must be resisted at every opportunity. Despite what many people say this country has a very efficient public telephone system. It is a great pity that the private sector (i.e. non-PO) is not allowed to develop its own communication systems without having to face petty restrictions, monopolistic attitudes and high costs at every turn.

J. G. Kelly
Edinburgh

LORD KELVIN AND PHILIPS

I was quite touched to see the reference to Thomson and Tait's *Treatise on Natural Philosophy* in the worthy tribute to Professor Bernard Tellegen in the February issue. William Thomson (Lord Kelvin) was the Professor of Natural Philosophy here for 53 years. But I was rather worried by Arthur Garratt's definitions of the "most significant inventions" in radio. These surely have to be the essential inventions — the diode, the resonant circuit, the audio transducers, the aerial system, etc?

I would like to comment on two of these items if I may. Firstly there is a letter in the Kelvin Correspondence at Glasgow University, from C. H. Stearn to Thomson in which he describes the effect of embedding a separate wire in a carbon filament bulb, giving measurements of the current between filament and wire and showing the dependence on filament temperature. This was in 1885 and he says he has mentioned his experiments to "Dr Fleming". I do not know if this work was published.

Secondly the resonant circuit — and I have hardly any excuse for mentioning this other than that I suppose it is the father and mother of the gyrator and also that I feel that it is not generally realised that the first investigation into the frequency of an LC circuit, deriving essentially the $f.2\pi\sqrt{LC}=1$ equation, was made by Thomson (*On Transient Currents*, 1853) although the occur-

rence of an oscillatory behaviour had been anticipated by Helmholtz in 1847.

Perhaps two other items of gossip about Thomson/Kelvin may be of interest. Some two years ago we were asked by Messrs. Philips of Eindhoven if G. L. F. Philips, the co-founder of the firm, could possibly have been a student of Kelvin's. Given the date, 1887, we quickly found that Philips had been a "laboratory student" for one year (he spent two years in Glasgow, partly at the Technical College, partly with Kelvin, and partly working on electric lighting in ships in a Clyde yard). We have a record of what Philips did, including some work on incandescent bulbs. Philips went away to found, with his accountant brother the Gloielampenfabrieken which apparently is the largest enterprise outside the United States. Perhaps, without Kelvin's influence there might have been no Natuurkundig Laboratorium at Eindhoven.

The second item is simply that, most unexpectedly, we now have a recording of Kelvin's voice. We had not known it existed but all this time — since it was made in 1907, the year of Kelvin's death at the age of 83 — the matrix has reposed in the British Museum. Now, the Science Museum has arranged for a pressing to be made and a copy allowed to the Natural Philosophy Collection at Glasgow. Kelvin, reading from one of his papers on radioactivity, shows himself, even at that great age, to be a very able expositionist. His style is vigorous, and both his Scottish upbringing and Irish birth are apparent in the accent.

John T. Lloyd
Department of Natural Philosophy
The University
Glasgow

MOBILE CB DANGERS

I have been following the controversy over citizens' band radio as reported in your publication with great interest. I think my own experience may be useful here.

I must take exception to the experiment reported by C. Riley (January letters). When I first bought c.b. equipment, I quickly learned that there are times when one should not use it while driving. Since then, I have primarily used it to monitor traffic conditions on the road ahead of me, and to report — at my convenience — any unusual conditions.

C. Riley does not mention that it is acceptable in c.b. usage to interrupt one's conversation to devote full attention to a curve of intersection, and then to return to the radio. To properly simulate this condition, the experimenters should have told their subjects that they were to answer questions, but that they should only do so when the road did not require their full attention.

The experiment, as reported by C. Riley, did not use drivers accustomed to the use of two way mobile radio.

Rather than citing experiments based on erroneous premises done under laboratory conditions, British opponents of c.b. ought to visit the USA and see it in operation. I am sure that any of the hundreds of c.b. clubs in the USA would be glad to show an observer how c.b. actually works, instead of a theoretical model.

Charles Curley
Los Angeles
USA

8K ON BOARD MEMORY!

5K RAM, 3K ROM or 4K RAM, 4K ROM (link selectable). Kit supplied with 3K RAM, 3K ROM. System expandable for up to 32K memory.

2 KEYBOARDS!

56 Key alphanumeric keyboard PLUS 16 Key HEX PAD.

GRAPHICS!

64 character graphics option.

MEMORY MAPPED

High resolution Visual Display Circuitry with its own 2K memory to give 32 lines of 64 characters.

KANSAS CITY

tape interface.

COMPLETE KIT



2 MICROPROCESSORS!

Z80 the powerful CPU with 158 instructions including all 78 of the 8080.

MM57109 Number cruncher. Functions include +, -, *, /, squares, roots, logs, exponentials, trig functions, inverse, etc. Range 10^{99} - 9×10^{99}

RESIDENT BASIC: with extended mathematical capability. Only 2K memory used but more powerful than most 8K BASICS!

1K MONITOR

resident in EPROM.

SINGLE BOARD DESIGN!

Even keyboards and power supply circuitry on board!

Only
£275.00
+ VAT

Cabinet Size 19.0" x 15.7" x 3.3"


Television by courtesy of Rumbelows Ltd., price £58.62

POWERTRAN

**PSI COMP 80 Z80 BASED COMPUTER
DESIGN BEING PUBLISHED IN
WIRELESS WORLD THIS MONTH!**

The kit for this outstandingly practical design by John Adams being published in a series of articles in Wireless World really is complete!

Included in the PSI COMP 80 scientific computer kit is a professionally finished cabinet, fibre-glass double sided, plated-through-hole printed circuit board, 2 keyboards PCB mounted for ease of construction, IC sockets, high reliability metal oxide resistors, power supply using custom designed toroidal transformer, 2K Basic and 1K monitor in EPROMS and, of course, wire, nuts, bolts, etc.



PCB size 16.0" x 12.5"

Kit also available as separate packs; e.g. PCB, Keyboards, Cabinet, etc.

Value Added Tax not included in prices

PRICE STABILITY: Order with confidence! Irrespective of any price changes we will honour all prices in this advertisement until June 30th, 1979 if this month's advertisement is mentioned with your order. Errors and VAT rate changes excluded.

EXPORT ORDERS: No VAT. Postage charged at actual cost plus 50p handling and documentation.

U.K. ORDERS: Subject to 8% surcharge for VAT*. NO charge is made for carriage. *Or current rate if changed.

SECURICOR DELIVERY: For this optional service (U.K. mainland only) add £2.50 (VAT inclusive) per kit.

UK Carriage FREE

POWERTRAN COMPUTERS

(a division of POWERTRAN ELECTRONICS)

PORTWAY INDUSTRIAL ESTATE
ANDOVER HANTS SP10 3NN

ANDOVER
(0264) 64455

Our main competitor!

The stiffest opposition we find against making a sale for a bench power supply is your old friend alongside. There are thousands of them still working perfectly after more than 10 years in service.



Around 40,000 L series bench power supplies have been sold and the latest units are still uncompromising in performance and reliability. They provide constant voltage or constant current, feature large recessed meters, overload and short-circuit protection, coarse and fine adjustment controls, a separate output switch and LED indicators for mains on and current limit.

Models available

L50-05	0-50V, 0.5A	L12-10C*	0-12V, 10A
L30-1	0-30V, 1A	LT50-05 twin output unit	2 x 0-50V, 0.5A
L10-3C*	0-10V, 3A	LT30-1 twin output unit	2 x 0-30V, 1A
L30-2	0-30V, 2A	LT30-2 twin output unit	2 x 0-30V, 2A
L30-5	0-30V, 5A	*with adjustable overvoltage protection	

For full specification and prices contact:



FARNELL INSTRUMENTS LIMITED · WETHERBY · WEST YORKSHIRE LS22 4DH · TEL. 0937 63541 or 01-864 7433

WW — 082 FOR FURTHER DETAILS

The role of the specialist in microelectronics

A trade union view

by Ken Gill, Technical, Administrative and Supervisory Section
Amalgamated Union of Engineering Workers

Some trade union leaders argue that the new technology introduced by the silicon chip should be resisted. Here Ken Gill, General Secretary of AUEW-TASS the engineering staff union and a member of the TUC General Council, takes the opposite view. Analysing the special problems faced by the engineers and technicians in inventing, developing, designing, putting into production and applying these new devices, Mr Gill believes that these specialists have a key contribution to make in the battle between conflicting interests for the benefits of the new technology.

THE WORLD is on the threshold of a technological revolution as important as the invention of the wheel, power-looms, electricity and the assembly line. This derives from two related inventions, firstly that of the stored-program computer and secondly that of the silicon chip, or integrated circuit. Commercial interests encourage magic surrounding these developments. This should be removed.

Like previous technological revolutions the computer and silicon chip will create jobs, but equally, as in the first industrial revolution, thousands of jobs will disappear, not just unskilled and semi-skilled, but highly skilled jobs will also be by-passed by the new technology. Engineering will be seriously affected.

To date the silicon chip has destroyed the orthodox watch industry in Germany and has led to Switzerland ceasing to be the pre-eminent watch manufacturer. The electronic calculator produced in millions for a few pounds has displaced electro-mechanical equipment which previously cost several hundred pounds, with the consequent loss of thousands of jobs in that sector.

At present the major impact of the integrated circuit has been on that part of the manufacturing industry which previously made electro-mechanical equipment and this now faces job losses through the change-over to electronic components. The telecommunications industry is now moving belatedly from electromechanical to fully electronic public exchanges. The delay in that transfer has already lost the UK most of its traditional world markets. The combination of these two factors, technological change and a slothful reaction to

it, has halved employment in the industry and it is believed that when System X is in full production only one manual worker out of four will have been retained. Electronic systems also require less maintenance and this has led the Post Office Engineering Union to campaign for a shorter working week.

Not unnaturally the implications of electronics technology have been demonstrated most obviously in the field of computer manufacture itself. Over the past decade the total labour force of ICL in the UK has been reduced from 33,000 to 22,000 and the proportion of manual workers in that total has been reduced from one half to one fifth. Similar developments are inevitable in the machine tool industry, and in those parts of the electrical industry that traditionally have used electro-mechanical devices, e.g. switch gear and motor control gear.

The increased use of computers on the assembly line will reduce the number of operatives needed and require fewer inspectors. Maintenance staff will no longer be required to carry out preventive maintenance because a computer can be programmed to carry out its own. Those maintenance staff left will have to be technologists since the traditional functions required of an engineering craftsman would not be appropriate for maintenance of computers.

The new machinery will not only be suitable for continuous processes, but will be sufficiently flexible to cope with the batch production that is currently very much the prerogative of the small and medium sized firms. With the increased cost of equipment the small firms will almost certainly be unable to pay for them; they will go to the wall. The large companies will meet the production loss arising from the collapse of the small firms without necessarily any increase in labour.

Equipment is increasingly becoming available that makes the orthodox tool-room irrelevant since tools and dies can increasingly be produced automatically or by-passed completely.

Because of Britain's backwardness in machine tool technology, equipment is being imported from the United States and Germany. Thus those jobs destroyed by the introduction of new equipment are not being replaced by manufacture of the new equipment. A

central demand must be that Britain manufactures the new technology.

A graphic example of the change derived from the new technology is a company like GEC Semiconductors where the factory is installed within a research centre, and the production process is carried out by lines of expensive imported equipment overseen by a few non-manual workers. It is a reminder of the current American joke that an electronics company was so successful it was able to move into smaller premises!

Petro-chemicals and steel manufacture already embody some of the new control technology which has eliminated all but a handful of workers. Whilst it is true that the tiny group of maintenance workers that remain may command high salaries because of their importance to the industry, this is no compensation to the thousands of skilled workers displaced.

Re-training workers

Technological advances will leave thousands of skilled people redundant. Re-training will be more expensive and difficult for those middle-aged workers, like draughtsmen or tool makers, than training for students or school leavers. Disturbing reports are being received that the Government wants educational money associated with the new technology spent not to re-train those currently employed in the industry but used in schools. If this is carried out scores of thousands of workers will be condemned to the scrap heap of the dole for life. It is essential that the responsibility for meeting the new technology should lie not with the Department of Education, but with the Department of Employment and the EITB.

Some trade union leaders argue that the new technology should be resisted. We have already seen what happens if this occurs. The struggle in the printing industry to resist technology simply led to countless print firms going to the wall and the jobs were lost anyway.

Albert Booth, Secretary of State for Employment, has rightly pointed out that if Britain is to remain an important industrial power it has no alternative but to move as rapidly as possible to accept the new technologies in every field. If this is accepted then social demands are required on a scale never known before. Technological change

need not cause unemployment. Indeed, Britain should welcome developments that could provide higher standards, less boring work, more leisure and more information so that production can be planned more rationally.

At present, however, workers' demands are surprisingly modest. The dramatic reduction in dock employment, for example, led to a 31-hour week, no compulsory redundancy, and voluntary severance pay up to £7,000. But far greater social benefits could have been achievable as part of the cost of introducing the new technology in dock work.

The 1978 TUC passed overwhelmingly an eight point motion calling for public investment and ownership of the basic production in the UK, training and re-training, planned job creation, research into the social consequences, shorter hours, more holidays, early retirement, and co-operation with trade unions abroad. The General Council is preparing a policy statement for a special conference on this subject.

Vanguard of innovation

Microelectronics will affect all employees. More affected than any, however, will be the technologists and the technicians directly involved in inventing, developing, designing, putting into production and applying these new devices.

History confirms this view. It was the firms which pioneered mass production that were the first to utilise sophisticated office machinery, the first to take industrial engineering into offices, and the first to experiment with new techniques of organisation, management and supervision. Why? Firstly, the profitability of their production breakthroughs provided these companies with the capital — both accumulated and external — to finance costly changes in methods. Secondly, executives right to the top did not suffer from ideological barriers; unlike normally conservative managements, they were themselves in the innovation business.

Thirdly, it is always the sectors of greatest technological change that form the vanguard of trade union organisation. Partly because people in those sectors know they have to defend their conditions, their status and, indeed, their jobs against the new technology. Most importantly because only through trade union organisation can the employees, who feel that they have created the new wealth, share in its benefits.

There is, however, a further factor applying to the technologists and technicians concerned with developing inventions which can harm as well as help mankind. We all know the story of Roger Bacon discovering gunpowder in the 13th century but concealing the formula in a Latin verse so as to prevent mankind doing itself a mischief. As usual, however, the Chinese already

had it anyway, and there has been no lack of gunpowder's evil use over the last 400 years.

It was in 1818 — the threshold of the first industrial revolution — that Mary Shelley wrote the fascinating story of the good Doctor Frankenstein and his well-meaning but highly destructive monster. Yet the problems faced by both Bacon and Frankenstein are transcended by those of the specialists in microelectronics today.

Those who innovate *as employees* are in a quite different category from those who innovate as their own bosses. Not only can employees see the harmful effects to which their skills can be put, but also they cannot choose the direction of their work. It is no accident that TASS, the union that set out to organise engineering technologists and technicians, has always given the greatest importance to technology itself. From its foundation in 1913 the union put as much emphasis on what its members do, and the end-products of their labour, as on the money they are paid for their work and the conditions under which they carry it out. Increasingly an added preoccupation has been the effects of technological change on the status of these members, the responsibilities they carry and their influence over the policy decisions that affect their work.

The fact that it is now possible to control a production process 10,000 miles away by satellite, added to all the recent developments in informatics, gives rise to quite new relationships between huge faceless corporations and their employees.

Gone are the days when the specialist enjoyed an elite and secure relationship with his small employer, buttressed by cosy codes of professional ethics. Today's rat-race — really a struggle for survival by the multi-national corporations with their huge overheads and diseconomies of scale — means that technologists in advanced industries need a trade union more than anyone else, more even than the shopfloor!

Collective action

Only by negotiating collectively — from a position of real strength — about much more than just their salaries, can employees in the front-line of innovation hope to escape from this alienation from their own work. And only by joining a national and international trade union movement can these employees strive against their creative work making their fellow-workers in other sectors poorer, unemployed — or perhaps killing them off in war.

Furthermore, unless those technologists and technicians have a direct input into union policy commensurate with their special knowledge of technological development and its potential benefits and dangers, trade unionists as a whole — increasingly influential — will not be able to make correct, balanced decisions.

In recent years a host of public bodies

has sprung up, seeking to integrate the conflicting interests between producers and production. Every trade union leader is today involved in committees advising regional authorities, governments, the EEC commission and international bodies upon public interventions in the production process. Yet only if the "rank and file" of technologists and technicians participate in this process — effectively possible only as part of collective bargaining — can their knowledgeable voices be heard where it counts.

The Council of Engineering Institutions and its affiliated organisations has — albeit belatedly — recommended all qualified engineers to join a trade union. It is equally important that the professional institutions do not themselves try to duplicate the role that unions were created to perform. Technical employees whether qualified or unqualified need to speak with a united voice on industrial relations issues in the widest sense.

Chains on thought

If specialists in microelectronics accept a role in which they are told what to think, how to think, when to think and, above all, what *not* to think about, they will become increasingly poor — physically and spiritually — in a theoretically richer and richer world. Even more importantly, the men and women who share this earth with them will fail to realise the better quality of life made possible by the sane use of microelectronics.

Technology must be our slave and not our master. The multi-national corporations see this new technology as a means for greater profits and greater controls over employees and consumers. The trade union movement sees it as presenting opportunities for more employment, higher living standards and more leisure for workers of all kinds. The massive increases in productivity arising from these developments must be made to benefit ordinary people. But this will only happen if the specialists directly involved play their full roles.

Related publications:

Qualified Engineers: The Way Forward. Published by AUEW-TASS, Onslow Hall, Little Green, Richmond, Surrey TW9 1QN. 40p inc. p & p.

Computer Technology & Employment. Proceedings of AUEW-TASS Conference, published by National Computing Centre, Oxford Road, Manchester M1 7ED. £6 inc. p & p.

Sync pulses from the TIROS-N satellite

Detection circuits for a weather-satellite picture facsimile machine

by A. G. Trusler, B.Ed.

On October 13, 1978, the first of the third generation of US polar orbiting weather satellites, TIROS-N, was launched into orbit. Although the satellite's facsimile picture format is basically the same as that of the previous generation of weather satellites, NOAA's 1 to 5, there are some differences and these necessitate certain modifications to the receiving stations. One important alteration made was that the line rate was changed from 48 rev/min to 120 rev/min. The synchronizing frequencies were also altered to remove an ambiguity that had existed on the previous generation of weather satellites.

IN THE January 1975¹ issue of *Wireless World*, G. R. Kennedy put forward a synchronizing start circuit based on the picture format of the first generation of weather satellites. For the NOAA 1-5 series, he made some suggestions as to how his basic circuit could be modified so that detection of the infrared (IR) sync could take place, but it meant that the counters would have to be forced. Although the sync detection circuit in the author's station is not the same as that put forward by Mr Kennedy, the change in the sync frequencies with TIROS-N would not allow either of the circuits to work correctly.

Figure 1 shows how the TIROS-N facsimile picture appears on the author's D611 Mufax* facsimile machine. Both syncs A and B are inserted into their relevant slots of width 9.37ms. The space (meaning interplanetary space) section following sync A is at the video white level and contains black minute markers indicating divisions of one minute of satellite movement. On the visual side the space section following sync B is black and the minute markers are white. This can be seen clearly on the sample picture for orbit 1653.

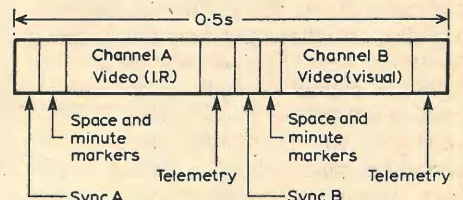
*The Mufax D611 facsimile machine used by the author at the school where he teaches, produces a picture on a chemically sensitized paper which passes between a helix (rotating synchronously with the automatic picture transmission (APT) image) and a blade. The picture modulation produces a varying current that passes through the paper. When the current is high it darkens the paper and so produces the picture.

The new sync frequencies provided too short a period of time for a given number of pulses to guarantee that a tone decoder would be able to consistently detect either of them. Further, the two frequencies were too close for a normal band-pass filter, with a reasonable number of components, to satisfactorily detect only one of them. The following circuits were kept simple because they were to be fitted to a weather satellite station which is used by a school to provide information for, and as part of, a C.S.E. environmental science course. The circuit in Fig. 2 enables the detection of sync A and provides a trigger voltage to start the facsimile machine - or to release the helix in the case of the author's Mufax machine. The author's unit is driven by a phase-lock-loop circuit in the i.f. stage of his facsimile receiver, and it is the low-pass output (3dB down point at 3.2kHz) of this which is fed to the circuit of Fig. 2. The circuitry associated with

IC₁ acts in a similar way to a Bi-quad active filter³ which has the advantages that its Q value can be set independently from the frequency determining components, and the bandwidth remains constant for all values of Q. The bandpass response is set by R₂₂, R₂₃ and R₂₄ together with C₁ and C₂. Relationships for the cutoff frequencies and Q values are $f_c = 1/(2\pi R_A C)$ and $Q = R_B/R_A$. Variable resistances R₂₁, R₂₂, R₂₃ and R₂₄ should be adjusted so that the value of R_A is the same in all three cases for the centre frequency of 1040Hz. Because the Q is high the response decay is enough to provide a detectable number of pulses. It takes a minimum of 9.37ms to obtain enough pulses for correct detection.

The bandpass output at X is fed to a halfwave rectifier, IC₄ in Fig. 3, which has a voltage gain of 10. This part of the circuit just limits the sync pulses while keeping the rest of the line information

Fig. 1. Diagram shows how Tiros-N picture appears when printed on facsimile machine. Line scan takes 0.5s to provide all infrared and visual information. Telemetry section carries 'housekeeping' and grey scale details. See text.



Sync A - 7 cycles at 1040Hz
Sync B - 7 pulses at 832 pps

Fig. 2. Detection circuit. See text.

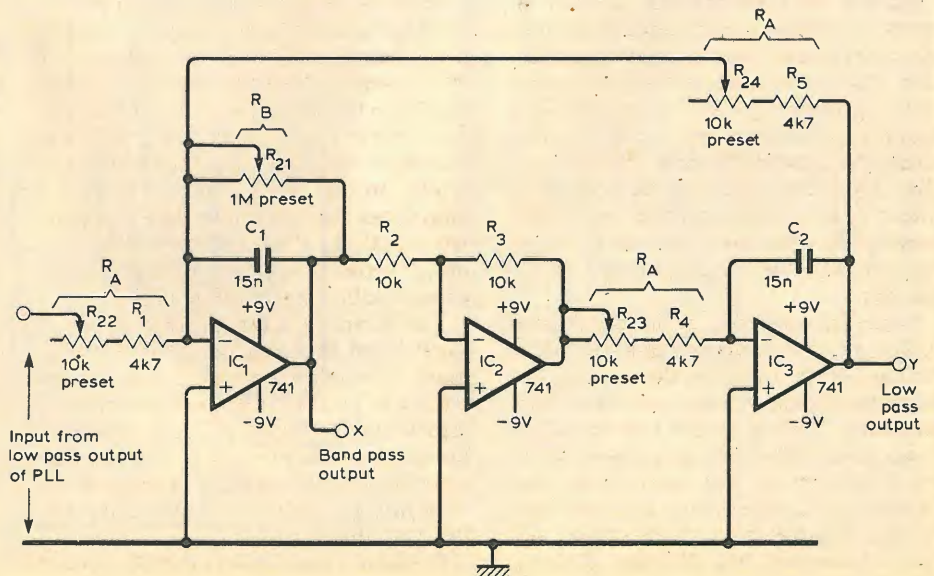


Fig. 3. Squaring circuit, produces logic 1 output to drive trigger circuit.

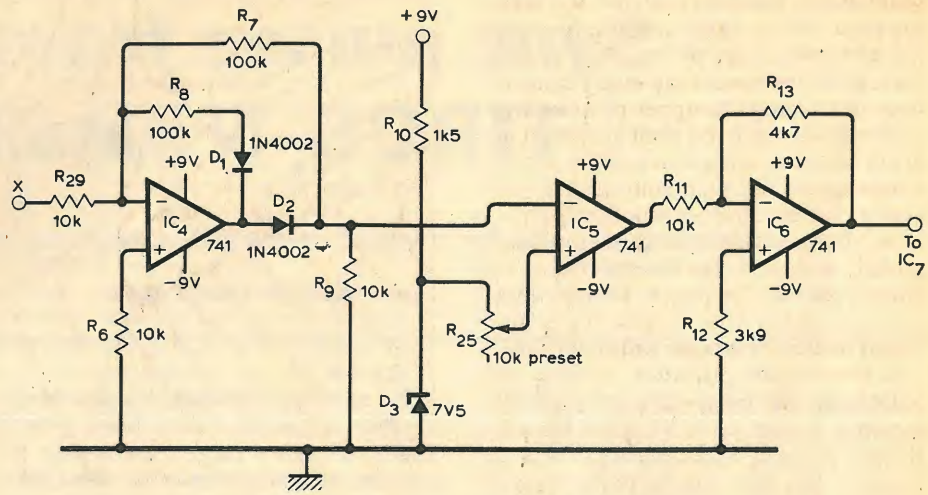


Fig. 4. Trigger circuit, controls pulse trains for each picture line.

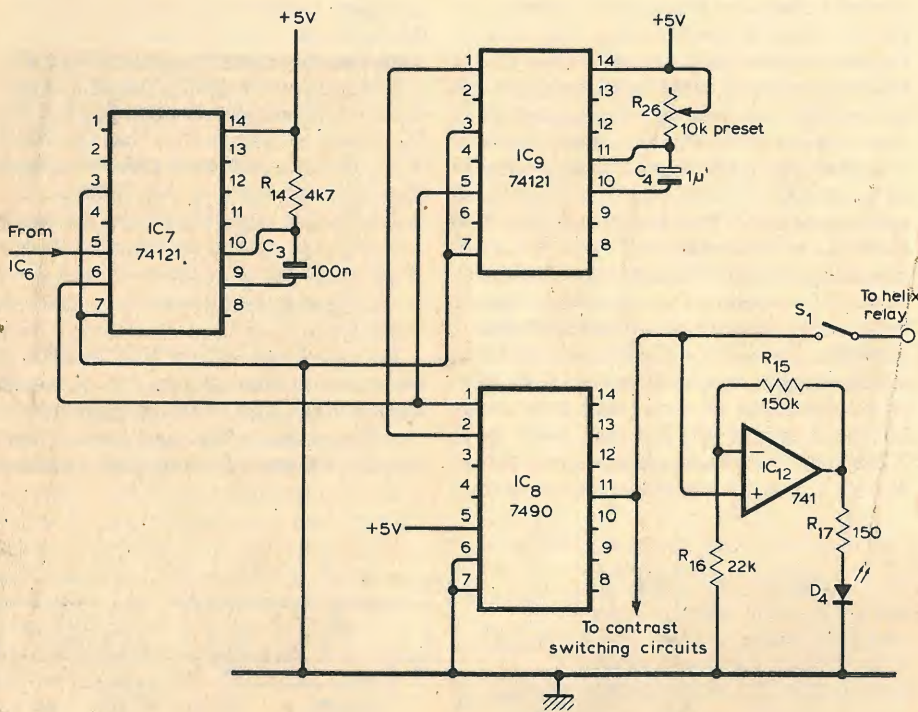
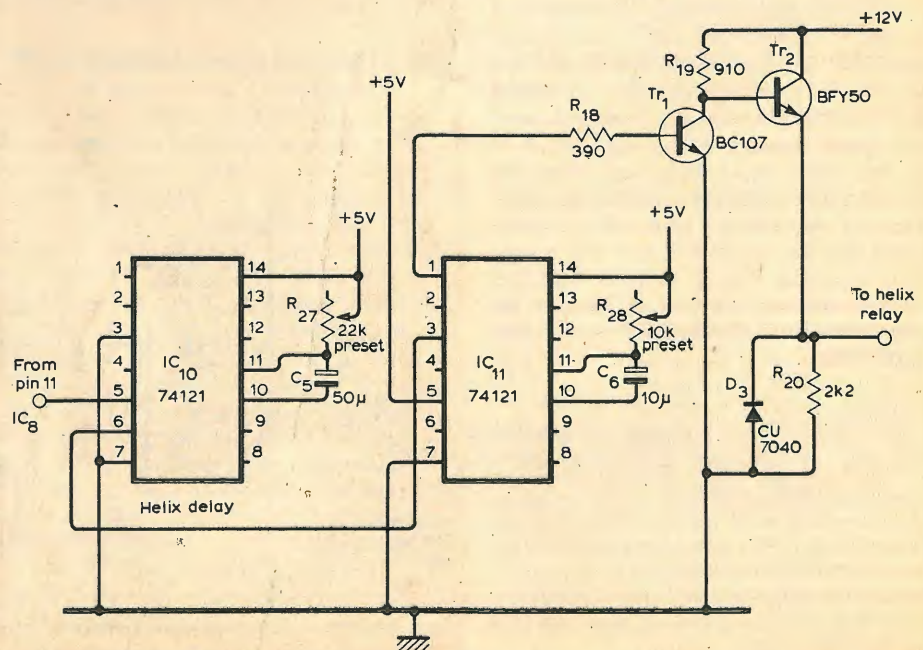
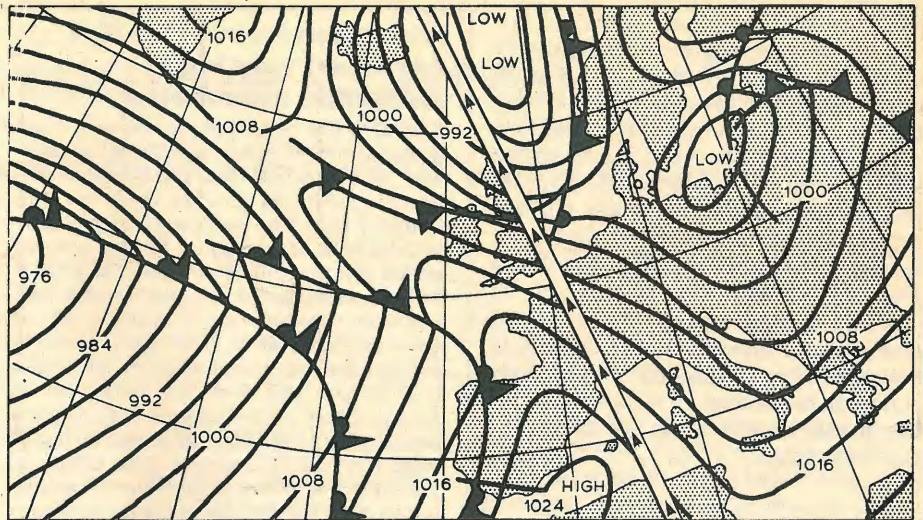


Fig. 5. Line delay circuit, ensures correct positioning of helix wire (in case of D611 facsimile machine) at start of each line.



at a reasonably low level. The output is positive d.c., limited at +6.0V. IC₅ then removes all the signal information below the voltage set by R₂₅. This resistance is adjusted so that everything is removed except the upper parts of the sync pulses, which are then amplified to provide a negative output with the pulses appearing reasonably square. IC₆ acts as an inverter and decreases the level of these pulses so that they can provide a logic 1 for feeding into the monostable IC₇, in Fig. 4, for the final squaring of the sync pulses. R₂₈ is adjusted to provide a pulse width of 0.9ms.

A reasonable number of square pulses, at the frequency of sync A, appear at the output of IC₇, and these are passed on to a divide-by-five decade counter, IC₈, and the Schmitt trigger input of IC₉. The reset line of IC₈ is connected to the \bar{Q} output of IC₉. The pulse width of this output is such that after 4.8ms, it resets the counter. If during this period, five pulses are counted in, the output at pin 11 of IC₈ goes to logic 1, which is the basic voltage pulse required by the D611 facsimile machine. At this stage, R₂₁ is adjusted so that the required number of pulses are available for IC₉, with any extras being cleared by IC₉ before the arrival of the next pulse train from sync A on the next picture line. This also ensures that any



Spectral intervals

The spectral intervals available on TIROS-N and the subsequent satellites of this series, NOAA-A to G, are as follows:

Interval 1 covers the electromagnetic spectrum from 0.55 to 0.9 μ m and yields more meteorologically significant land information.

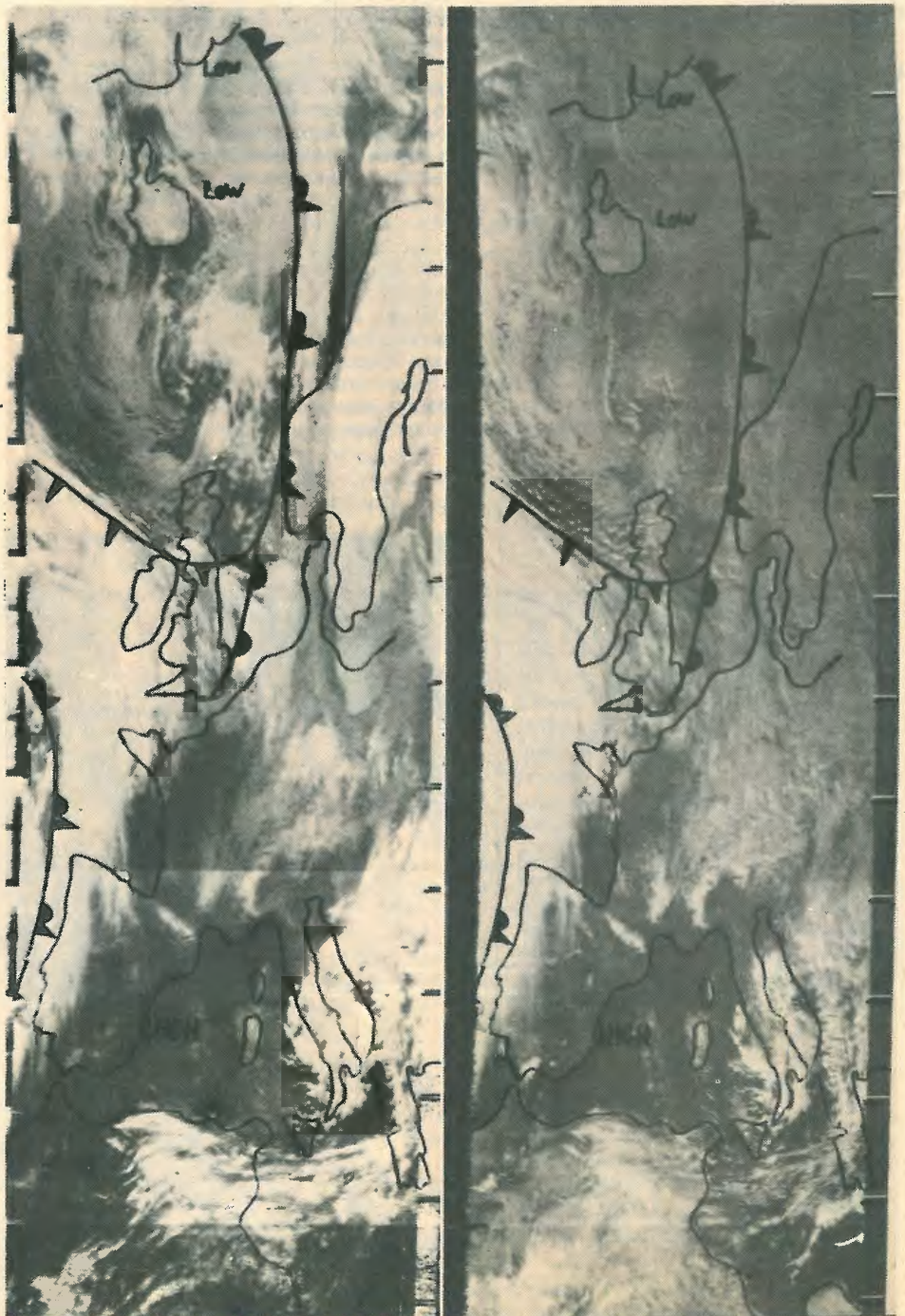
Interval 2, from 0.725 to 1.0 μ m, is the best for land to water contrast.

Interval 3, from 3.55 to 3.93 μ m, is somewhat noisy and does not provide good temperature definition in winter conditions.

Interval 4, from 10.5 to 11.5 μ m, offers better information than 3.

Interval 5 is still to be allocated.

Channel B, which carries visual information, is switched to spectral interval 1 for day and spectral interval 3 for night.



This picture was received on 31st January 1979 during orbit 1653, northbound ECT 13h. 57m. 36s. GMT, longitude 16.29°E. Channel A is infrared, spectral interval 4, and channel B is visual, spectral interval 1, see inset. An overlay has been placed on the picture to show the land masses. The overlay also includes the high and low pressure areas and the cold and warm fronts corresponding to the accompanying weather chart for that day. Picture clearly shows how the cloud forms along the fronts.

noise spikes that get through are removed from the counter. From pin 11 of IC₈ the pulse is fed to IC₁₀, Fig. 5, which acts as a line delay ensuring that the helix wire (in the case of the D611) is on the left hand side of the line when the next sync A pulse is received. IC₁₁, Tr₁ and Tr₂ provide the necessary current to operate the solenoid to start the facsimile machine. In the case of the D611 this releases the helix stop.

A l.e.d. is included with IC₁₂, Fig. 4, to give a visual indication that sync A is being received correctly. When this condition is satisfied S₁ is closed so that the machine will start on the next received sync A.

Acknowledgements

The author wishes to thank Mr B. Jeffrey for his encouragement and Mr J. A. Molineaux for his help in running the school's station.

References

1. Kennedy, G. R., Weather satellites ground station, part 3, *Wireless World*, Jan. 1975.
2. Real-time data systems for TIROS-N spacecraft series, NOAA March 1976.
3. Orr, T., Designing and using active filters, part 2, *Electronics Today International*, Aug., 1977.

The author

Alan Trusler is the head of the physics department at a comprehensive school in Essex. While his hobby has long been the study of natural science his current interest in satellite meteorology was, he says, originally influenced by the articles by J. M. Osborne in *Wireless World* (Oct. and Nov. 1971). Alan saw in this an excellent opportunity to study weather and introduce to the pupils at his school a limited amount of electronic technology and natural science. This proved so successful that in 1972 he devised a scheme whereby the study became part of a CSE mode-3, environmental science course at the school. His aim was to demonstrate technology which reflected some of the natural science of the world, and how systems which appear to be very complicated are in fact based on very simple principles. He considered the weather to be an obvious subject for this kind of study and the station permitted him to demonstrate how weather information was acquired and predictions made. Mr Osborne's cross-dipole antenna (WW, July 1972) greatly simplified the construction of the school station.

Reception from Tiros-N's advanced very-high-resolution radiometer

TIROS-N, the prototype of the new third generation of US polar meteorological satellites, was launched from the Western Test Range, California at 1123 GMT on 13th October, 1978. The spacecraft is in a near circular orbit at a height of 854 km with an orbital period of 102.12 minutes. The orbit is sun synchronous with a local northbound equator crossing at a solar time of approximately 1500 hr. Drift rate is about 10 minutes later per year. Longitude increment is 25.52° per orbit. Real time data from its advanced very-high-resolution radiometer is broadcast as a 665.4 kb/s bit stream on one of three selectable frequencies, 1698, 1702.5, or 1707 MHz. Data from all the other spacecraft instruments are included in the bit stream.

The transmitted carrier is modulated by the data in p.s.k.-biphase (L)* mode with carrier phase deviations of $\pm 67^\circ$. For reception a receiver front end with a G/T ratio of about 8-10 dB/°K is required. This can be achieved with a 12' diameter reflector and a low-noise microwave, transistor preamplifier with a noise figure of 2 dB or less. The receiver bandwidth should be in the range 3 to 5 MHz. For demodulation a phase lock loop with a loop bandwidth of less than 1 kHz is used to lock on to the residual carrier in the received signal spectrum. The demodulated output is obtained from the loop phase detector with suitable low pass filtering. At this point the data is in the form of a bi- ϕ -L serial bit stream. The base-band spectrum does not contain the clock frequency, but if passed through a squaring circuit spectral components appear at the clock and double clock rate. Another narrow band loop can be used to extract either clock or double clock. Simple logic circuits combine double clock and biphase (L) to produce n.r.z. and clock.

Data are transmitted in frames of 11,090 10 bit binary words. One frame corresponds to one scan line of the imaging radiometer.


Each frame commences with 6 10-bit sync words followed by data from all spacecraft instruments and output from the five channels of the radiometer. To extract the required channel the serial data stream is clocked into a shift register large enough to accommodate the 60-bit sync word. As soon as a sync word is detected word counters are reset which are arranged to select the required words from the frame and dump them in a line memory buffer. Data in the buffer can be read out at a variable rate to compensate for earth curvature distortion. Each channel of the radiometer is allocated 2048 words per scan line and the scan rate is 360 lines per minute.

Geocentric angle covered by each scan is 28° equivalent to an image width of 3000 km. Data transmitted do not extend to the cross track horizons. For an overhead pass the along-track horizon-to-horizon time is approximately 16 minutes equivalent to a distance of 6200 km. The five channels of the radiometer cover various parts of the visible and infrared (IR) spectrum.

*In biphase (L) '1' is represented by a (+, -) sequence and zero by a (-, +) sequence. Each pulse is half a symbol wide.

The picture and the accompanying text were provided by Mr Peter Baylis of the Department of Electrical Engineering and Electronics at the University of Dundee.

This sample image is an electronic sectorised enlargement of thermal IR Channel 4 (spectral interval 4) as received at the University of Dundee on 19th December, 1978. White areas represent cold and dark areas warmth. The picture quality using the very-high-resolution radiometer is, of course, better than that obtainable using Mr Trusler's APT system.



Teletext remote control — 2

Interfacing the remote control receiver with the original decoder

by R. T. Russell

The first part of this article described the design of an ultrasonic transmitter and receiver for the remote control of most of the functions of the *Wireless World* teletext decoder, originally published in 1976. Several additions have been described since then, and this article brings the design up to the standard of commercial units.

The most complex part of the remote control system is the interface board which mounts inside the teletext decoder cabinet and interfaces the serial signal from the ultrasonic receiver (or directly from the keypad unit) with the original decoder circuitry. Before setting out a detailed circuit description it will be helpful to list the facilities provided and the operating procedure for the remote control.

All the original front-panel controls are remotely operated, with the exception of Roll, which is principally a diagnostic aid. In addition the "newsflash" and "subtitle" modes are combined, because a small modification to the original decoder (described later) renders the distinction irrelevant.

The sixteen keys on the keypad and their functions are as follows:

- 0-9 Numeric entry. Used in conjunction with the Page and Time keys.
- TV Pressing this key removes all text display, including newsflash and subtitle. It corresponds to the TV button on the original switch bank.
- REVEAL If "new facilities" are fitted this causes concealed parts of the display to be revealed. Pressing any other key restores the concealed condition.
- TEXT This key has a toggle action. When pressed it selects, alternately, a text-only display (original TELETEXT button) or the "boxed" mode (SUBTITLE or NEWSFLASH).

CLEAR Clears the entire text display, except for the header. Used principally to clear newsflashes.

PAGE Pressing this key causes the page number display to change to "p.—". A new three digit page number can now be entered, the digits being displayed one-by-one as they are keyed.

TIME Pressing this key enables the 'time select' mode and the page number display changes to a four-digit clock time. A new time may be entered if required by keying in four digits. Only at this specified time will a page, with the previously selected page number, be captured and stored by the decoder. This function is normally used with the special time-coded pages (page 160 on Ceefax, on which an 'alarm clock' facility is currently provided). The normal "time off" mode can be restored by selecting a new page.

A seventeenth, spare, function is provided for general-purpose use. It could be used, for example, as a sound mute or a sequential channel change.

Circuit description

The serial data input from the ultrasonic receiver (or from the keypad unit) is fed to pin 20 of IC₃₀₄ (Figure 5). This device is a universal asynchronous receiver/transmitter (u.a.r.t.), the function of which in this application is to detect the start bit of the serial data, sample and store the data bits and check the parity and stop bits as they are received. After the stop bit has been received the seven data bits are present, in parallel form, at pins 6 to 12 of IC₃₀₄. A positive-going pulse is produced at pin 19 to indicate that the data are ready, and this pulse is gated in (305,3) with a combined signal from IC₃₀₄, pins 13 and 14. In the event of the u.a.r.t. having detected an incorrect parity bit or a

missing stop bit in the input signal, one or both of these pins will be at logic 1. In this case the pulse at pin 19 is prevented from reaching the rest of the circuitry and the command is ignored.

The transmit section of the u.a.r.t. is not used as such but is instead used to generate some conveniently-timed pulses for use in the decoder. The gated pulse from pin 19 is fed to pin 23, the transmitter data strobe. This causes a short, negative-going pulse to appear at pin 22, followed by another negative-going pulse, this time of approximately 100ms duration, at pin 24.

Data bits 5, 6 and 7 from the u.a.r.t. are fed to the decoder IC₃₀₃, one output of which will be low at any given time, depending on the last command received (in this context the numeric keys 0-9 are treated as one command and cause pin 1 to go low). In the event of the Reveal key being pressed, (303,4) will go to logic 0 and the pulse from (304,19), inverted in (308,6), will clock this 0 onto the output of four-bit latch IC₃₀₂. This signal is fed to digital board 3 to perform the reveal function. The 'spare' command is processed in the same way.

When the "TV" key is pressed, (302,7) goes to logic 0. In so doing it forces IC₃₀₁, pin 6 to a continuous logic 0, which causes the video switch in the tv receiver to select the off-air picture. When, subsequently, any key other than "TV" or "Text" is pressed (302,7) goes to logic 1 but, by virtue of being previously reset, (307,13) remains at logic 1. This condition corresponds to the subtitle/newsflash mode in which the "cut-box" signal from Board 2 (or Board 3 if fitted) is fed to the video switch in the tv.

The toggle-action of the "Text" button is achieved as follows. On the receipt of any command IC₃₀₇, pin 1 is clocked by the signal from IC₃₀₄, pin 19. However, the J and K inputs are normally held at logic 0, resulting in no change (307,13). On receipt of the "Text" command the J and K inputs are both at logic 1 when the lock occurs and this is the condition for the flip-flop to toggle (i.e. change state). When (307,13) is at logic 0 (301,6) is forced to a 1 and the video switch selects the text signal.

Clear page. The "Clear" key is somewhat different from those dealt with so

Fig. 5 Circuit diagram of the decoder interface board.

far in that it must not produce a steady signal, which would cause continual clearing of the screen and inhibit acquisition of a new page, but instead must generate a single negative-going pulse. To ensure that the entire page is cleared this pulse must be at least one field period (20ms) in duration. A monostable could have been used but instead a feed is taken from IC₆, pin 4 (digital board 1) which is a once-per-field, negative-going pulse. On receipt of the "Clear" command IC₃₀₇, pin 6 goes to logic 1 and a positive-going pulse is applied to its J input, pin 7. This "primes" the flip-flop so that when the next field pulse arrives from (6,4) the output (307,8) will change to a logic 0 to initiate the clear page action. When the next clock pulse occurs, 20ms later, the flip-flop returns to its quiescent state and, as its J input is now at logic 0, remains there until the "Clear" key is pressed again.

Page number selection. The previous sections have dealt with the general decoder controls, but the main function of the remote control board is the selection and display of page number and time code. The current page number and selected time are stored in two 16-bit register files, IC₃₁₂ and IC₃₁₃. Each digit of the page number or time is in the range 0-9 and requires four bits to represent it in binary. IC₃₁₂ and IC₃₁₃ can therefore hold four digits each, the three digit page number in IC₃₁₂ and the time in IC₃₁₃. The fourth digit in IC₃₁₂ is always zero. These stores are written into by applying the 4-bit digit to the four data inputs, the appropriate digit number (0, 1, 2 or 3) in binary to the two write-address pins and pulsing the write enable (pin 12) to logic 0. Similarly the data are read out by applying the correct digit address to the read-address pins and taking the read enable (pin 11) to logic 0, whereupon the appropriate digit is present at the four (open-collector) data outputs.

The write address for both IC₃₁₂ and IC₃₁₃ is provided by the 2-bit counter IC₃₁₀. Normally this counter remains in the 00 state, because when any non-numeric key is pressed on the keypad unit the pulse from (304, 19), inverted in (315,3), feeds the clear pins of both flip-flops. Although subsequently the flip-flops are clocked by the signal from IC₃₀₄, pin 24, their J inputs are both at logic 0, resulting in no change at the outputs. When the "Page" key is pressed, IC₃₁₀ is cleared as usual but, via (314,4) and (315,8), the J input (310,14) is held at logic 1. On receipt of the clock pulse 100ms later the write-address changes from 00 to 01. Pressing the "Page" key also presets the page/time latch comprising (301,8) and (301,11) into the "page" condition (i.e. (301,11) high).

When the write-address changes from 00 to 01 a number of things happen; (315,11) goes to logic 1 and, inverted in (308,10), initiates an automatic page clear and inhibits acquisition of a new page (see later). By virtue of the signals fed to 4-bit adder IC₃₁₆, which controls the display blanking, the page number indication is changed to "p.—" in anticipation of the new page number to be entered. Also the page number store IC₃₁₂ is correctly addressed ready for the first digit (hundreds). In this condition the decoder is primed to accept a new page number. If any key other than 0-9 is pressed next, the decoder reverts to its normal state and the previous page number is restored.

Assuming that a new page number is now entered, each digit is loaded into the store IC₃₁₂ by being fed to its data inputs and the write enable pin being pulsed. Following this the write address is incremented by virtue of IC₃₁₀ being clocked, the normal clearing action being inhibited by IC₃₀₃, pin 1 being low. The display blanking controlled by IC₃₁₆ allows each digit to be displayed as it is entered, only those digits not yet entered being blanked. When the three digits have been entered, the counter IC₃₁₀ is back to the 00 state and the J and K signals are arranged so as to inhibit further changes until the "Page" key is pressed once again.

Page number display. As mentioned previously, the selected page number (or time when appropriate) is displayed in the top left corner of the page of text. This is achieved by paralleling the data outputs of the r.a.m. page store (IC₃₃₋₃₆) with the outputs of seven tri-state buffers on the remote control board. When it is desired to display the page number, these buffers are enabled and the appropriate data are fed into the display circuitry as if they had come from the page store in the normal way. As the t.t.l. tri-state outputs have considerably greater driving capacity than the m.o.s. r.a.m.s it was found unnecessary to inhibit the r.a.m. outputs, the t.t.l. outputs forcing the data lines to the correct levels when enabled. This occurs for such a small proportion of the time that no damage will occur to the r.a.m.s or buffers, although a suitable signal for driving the r.a.m. chip-select pins is provided if preferred. Unfortunately these pins are very inaccessible on the original Board One layouts and is for this reason that the somewhat unethical approach described was adopted.

The seven tri-state buffers (IC₃₁₉ and IC₃₂₀) are normally enabled to a signal corresponding to character positions 1-4 on row 0 (the header row) but are additionally disabled when it is desired to blank one or more digits. This enable signal is derived by gating together signals from the clock and line dividers in (314,1) (318,3), (318,8), (318,11) and IC₃₁₆. The function of IC₃₁₆ is to compare the current display address with the number of digits which have been entered

and therefore to determine whether or not a particular display position should be blanked. In the normal condition (i.e. when not in digit entry mode) all four character positions are enabled and IC₃₁₆ serves only to gate together the signals from (11,9) and (20,2).

In order to display the page number or time, the character generator must be presented with the 7-bit ASCII representation of the appropriate digits. The four least-significant bits of the ASCII number correspond directly with the binary value of the digit and the inputs of the tri-state buffers are therefore fed directly from the outputs of IC₃₁₂ and IC₃₁₃. These open-collector outputs are "wire-ORed" together so that the data correspond to whichever IC (312 or 313) is enabled. The most significant three bits of the ASCII code are 011, the two 1s being achieved by leaving (319,9) and (319,12) open-circuit. IC₃₁₉, pin 2 is normally held at logic 0, but during the first of the four character positions, when not in "time-select" mode, it is at logic 1. This causes the first character to be displayed as a lower-case "p" (ASCII 1110000).

As well as being displayed, the page number and time must be compared with those present in the incoming teletext data so that the decoder is enabled to accept data for the appropriate page (and time if selected) and store them. This function is carried out by IC₃₂₁, which is a four-bit comparator. It compares the Hamming-coded data extracted from the incoming video with the page and time stored in IC₃₁₂, 313. If, at any instant, these are the same, its output (pin 6) goes to logic 1 and, after inversion in (320,3), provides a signal which replaces the outputs of the original thumbwheel switches used for page and time selection. Because magazine eight is denoted by zero, gate (318,6) holds the most significant bit of the digit at logic 0 during the time at which the magazine number is present on the outputs of the Hamming corrector. (321,3) is fed from (308,10) so that the comparator is inhibited during the entry of a new page number.

To allow the display and checking of page/time to take place properly it is of course necessary that the correct digits from IC₃₁₂ (or IC₃₁₃) are selected onto its outputs at the appropriate times. This is the function of the network of gates which feeds the read-address inputs and enables of IC₃₁₂, 313. The page and time information is present in the incoming teletext data as Hamming coded bytes which replace what would otherwise be the first eight characters of row 0. It is in this region of row 0 that the page or time is displayed but the character display positions do not correspond to those positions in the incoming data at which the equivalent digits are present in their encoded form. For this reason the "lines 11-21" signal at (83,3) on the Analogue Board is fed into the address selection circuitry so that the order in

which the various digits are selected onto the outputs of ICs 312,313 is different for the acquisition and display periods. Fig. 6 shows the waveforms present in these two cases.

Time selection. When the "Time" key is pressed on the remote keypad IC₃₀₂, pin 15 goes to logic 0 and sets the latch (301,8), (301,11) to the "time select" condition. The connexion from (301,8) to (309,6) causes the first of the four digits displayed to change the letter "p" to a number. The feed from (301,11) to (311,9) causes IC₃₁₃ to be enabled during the display period rather than IC₃₁₂. This results in the page number display being replaced by the four-digit time code stored in IC₃₁₃. At the same time the feed to (314,8) causes the time selection circuitry in the original decoder to become active, thereby inhibiting acquisition of a new page unless its time code agrees with that selected. This is equivalent to selecting "time on" with the original front-panel control. A new time may be entered when in this condition by keying the appropriate digits. The digits are stored in exactly the same way as the page number except that they are written into IC₃₁₃ rather than IC₃₁₂. The page number remains unchanged in IC₃₁₂ and, although not displayed, is still active in selecting which page is captured by the decoder.

Decoder modifications

Although the remote control will work with an unmodified decoder, the following modification is recommended to enhance its operation. With the original decoder, after selecting a new page number it is necessary to manually clear the display so that parts of the previous

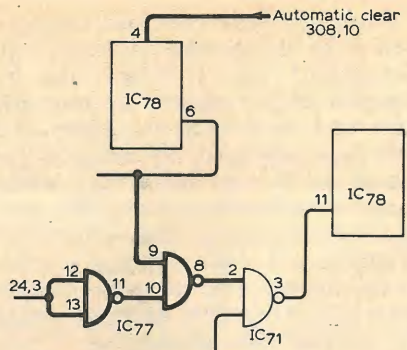


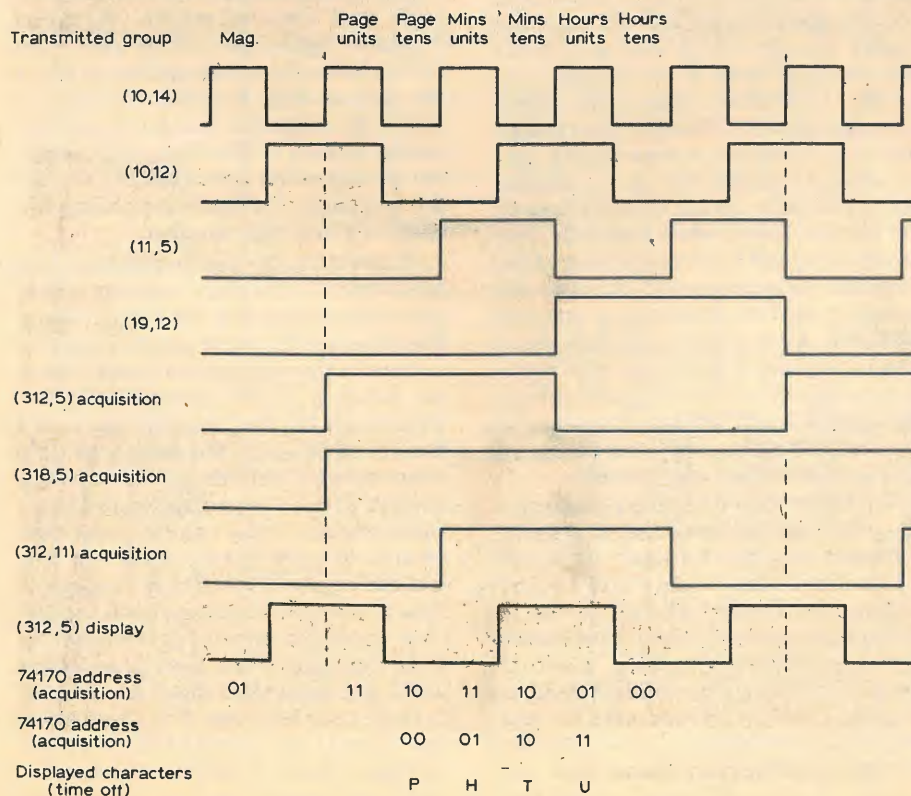
Fig. 7 New circuitry to provide 'automatic clear' shown in bold.

page do not remain when a new page is read in. This is because blank lines on the new page may not be transmitted or characters may be missing due to a parity error, in which case the previous characters in these positions would remain. It would be better for this clearing action to take place automatically, preferably immediately before the new page is received to minimise the period during which a blank screen is displayed.

Luckily the Teletext specification guarantees that, after the header row of a page is transmitted, one complete field will elapse before further rows for that page are sent. This allows an automatic clear action to take place following reception of the header. The circuit of Figure 7, which requires a 7400 to be added to digital board 2, performs this function.

When a new page is selected, a logic 0

Fig. 6 Timing of events in the page number and time stores, IC_{312,313} for both data acquisition and display.



from the remote control board is fed to IC₇₈, pin 4, which causes the page header to start "rolling". The signal from (78,6) is additionally fed to the new IC₇₇, pin 9, which in effect simulates the presence of a "clear page" control bit in the incoming headers. When the appropriate page number is detected an automatic clear takes place just as if the clear page bit had been set. IC₇₈ is reset to its normal state in the usual way and the header stops rolling.

The original "auto newsflash" mode was designed to inhibit the acquisition of a page unless the clear-page control bit is set. This was to prevent the display of a newsflash until a "new newsflash" was transmitted. By virtue of the automatic clear modification described above, any new page selected effectively has the clear page bit set so the decoder may be operated permanently in the "auto newsflash" mode. The only exception to this is when the 'time select' mode is active, in which case the automatic clear function is inhibited (because the clear page bit is present in the page header before the entire time code has been received and checked). For this reason, a feed from the remote control board disables the "auto newsflash" mode during time-select.

To carry out the modification to board two a 7400 must be fitted in the IC₇₇ position, there being no i.c. with this number in the original design. This may be done neatly by drilling 14 small holes to accept the i.c. pins. The original tracks to (78,4) and (71,2) should be cut and the circuit of Fig. 7 wired, not forgetting pins 7 and 14 of the new i.c. which should be connected to 0V and +V respectively.

To be continued

Computers to monitor IBA television network

The IBA's UK network of unattended transmitting stations is to be supplied with computerized systems which will enable the four IBA regional operations-centres to control and supervise it remotely by telemetry. The centres involved are Emley Moor in Yorkshire, St Hilary in South Wales, Black Hill in Central Scotland and Croydon.


A contract for the systems, valued at £½ million, has been awarded to Ferranti Computer Systems Ltd. At each regional operations centre the company plans to install dual Argus 700G minicomputers with semiconductor memory and cartridge disc backing stores. Ferranti are going to use special equipment of their own manufacture to interface the new systems with the existing telemetry and to provide the necessary control. They will also use their own standard software system.

When the computer systems are installed, operators will be able to monitor the states of the network equipment and control them remotely when necessary, and where remedial action is required, pass appropriate information to the relevant bodies.


Number 1...

NEW! Cassette copiers from PENTAGON

Simple operation — fully automatic 16 times speed. Choice of one or three copies. C32/34 — outproduces all other makes — 75 C60 per hour. Budget price from **£587 + VAT.**



**Model C-1—Mono
Model C-4—Stereo**



**Model C32S—Mono
Model C23S—Stereo**



AURATONE



The amazing 5C Super Sound Cube. Used in virtually every major studio as a secondary monitoring source. Ideal for mobile and portable applications. Only 6" x 6" but it sounds enormous! only **£38** per pair + VAT.

...for Professional...

ITAM 882

New Stereo Mixer, built to a specification not a price! Ultra low noise, +8 direct outputs, 2 outputs with VU meters, 2 limiters. XLR mic inputs (balanced). 3 band EQ + mid sweep. **£395 + VAT**



OTARI DP4050 OCF IN CASSETTE DUPLICATOR

Now with 3 3/4 + 7 1/2 master capability and Ferrite heads. Duplicates 6 cassettes each run at 8 times speed. Over 80 stereo C60 per hour. Unquestionably the finest in cassette copiers available from the world's largest duplicator manufacturer.



...Equipment.

AMPEX ATR-700

Now every studio can afford legendary Ampex performance and reliability. Fully professional specification including balanced inputs/outputs, Cannon connectors, variable tape speed, sel sync. The price will fit this year's budget, not next year's! Sole distribution by ITA.



**ORBAN
from USA**

Dual channel multispring reverb unit. Each channel features four springs — far smoother than single spring systems. "Twang" and "boing" are virtually eliminated by incorporating a floating threshold limiter. Bass, mid-range EQ and bandwidth controls. The best compact reverb unit available.



1-7 Harewood Avenue, Marylebone Road, London, NW1
Tel. 01-724 2497. Telex: 21879

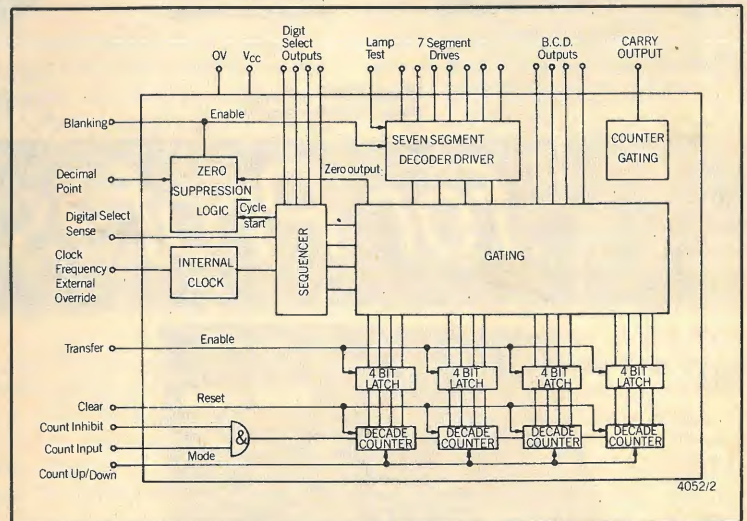
Low cost DC to 8MHz 4 digit counting. ZN1040.

- 80mA per segment L. E. D. drive
- Multiplexed BCD and 7 segment outputs
- Cascadable
- Schmidt trigger input
- Switch-on reset
- Automatic zero suppression
- Single 5 volt supply—TTL compatible



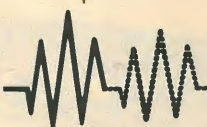
Contact
IC Marketing, Ferranti Electronics Limited,
Fields New Road, Chadderton,
Oldham OL9 8NP.
Telephone: 061-624 0515.

FERRANTI Semiconductors



WW — 014 FOR FURTHER DETAILS


capture one shot waveforms

datalab 

A range of transient recorders from datalab to capture and hold rapidly changing one shot waveforms produced by mechanical transducers, electrical systems, photo-multipliers, lasers and ultrasonic probes. With instant replay to an oscilloscope, hard copy on a pen recorder, and digital readout for computer processing.

Send for details of datalab's transient recorder range and find out how to solve your waveform capture problem.

Data Laboratories Ltd., 28 Wates Way, Mitcham, Surrey, England.
tel: 01-640 5321 telex Datalab 947680



d1 3

WW — 007 FOR FURTHER DETAILS

A scientific computer — 2

Memory, v.d.u., tape and teleprinter interface

by J. H. Adams, M.Sc.

THE STANDARD COMPUTER holds up to 8 kilobytes of memory, but this can be expanded up to 32 kilobytes if necessary. Of this memory, 3K are 2708 r.o.ms which are mapped, or located, at the hexadecimal addresses 0000 to 0BFF. The first 2708 contains a monitor program using hexadecimal data, and responds to commands entered in English. The remaining two r.o.ms hold the more complex BURP monitor and interpreter.

Addresses 0C00 to 1FFF accommodate up to 5K of 21L02 read/write memory and these i.cs are grouped in eights, each one being the store for one bit in an 8-bit byte as shown in Fig. 6. The computer will operate with only 2K of r/w.m., these being IC₂₂ and IC₂₆, but, for greater program storage, further blocks starting with IC₂₃ should be added. Pin 12 of IC₁₇ should be wired to pin 13 of IC₂₂ and the position for IC₂₁ left blank. This has been provided for any future development which may require more r.o.m. space.

The data outputs of IC₁₈ to IC₂₆ are wired to an eight-line bus which feeds into the main data bus through the tri-state buffer IC₂₇. Parallel wiring of the outputs is possible because the memory devices also have tri-state outputs. The chip-enable, CE, inputs are enabled by the outputs of a 3 to 8-line decoder, IC₁₇, which is, itself, only selected when MREQ and address line 15 are low, i.e. the Z80 must be requesting a memory operation in the lower half of the memory. Similarly, IC₂₇ is only enabled when both MREQ and RD are low, i.e. a memory read is requested. A link has been placed in the MREQ line so that the system may be expanded as shown in Fig. 7. The MREQ is connected to a 74LS139 2 to 4-line decoder which is fed by A₁₃, A₁₄ and the original MREQ. This modification generates four new MREQ signals, one for each quarter of a 32K memory. If the expanded memory is used, MREQ₁ will take the place of MREQ on the original board.

As there are many devices to be

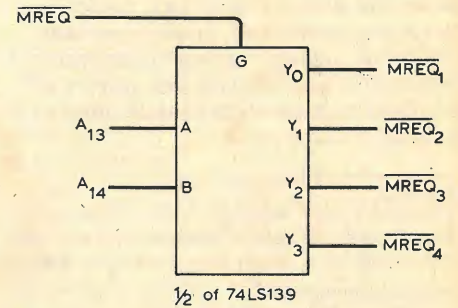
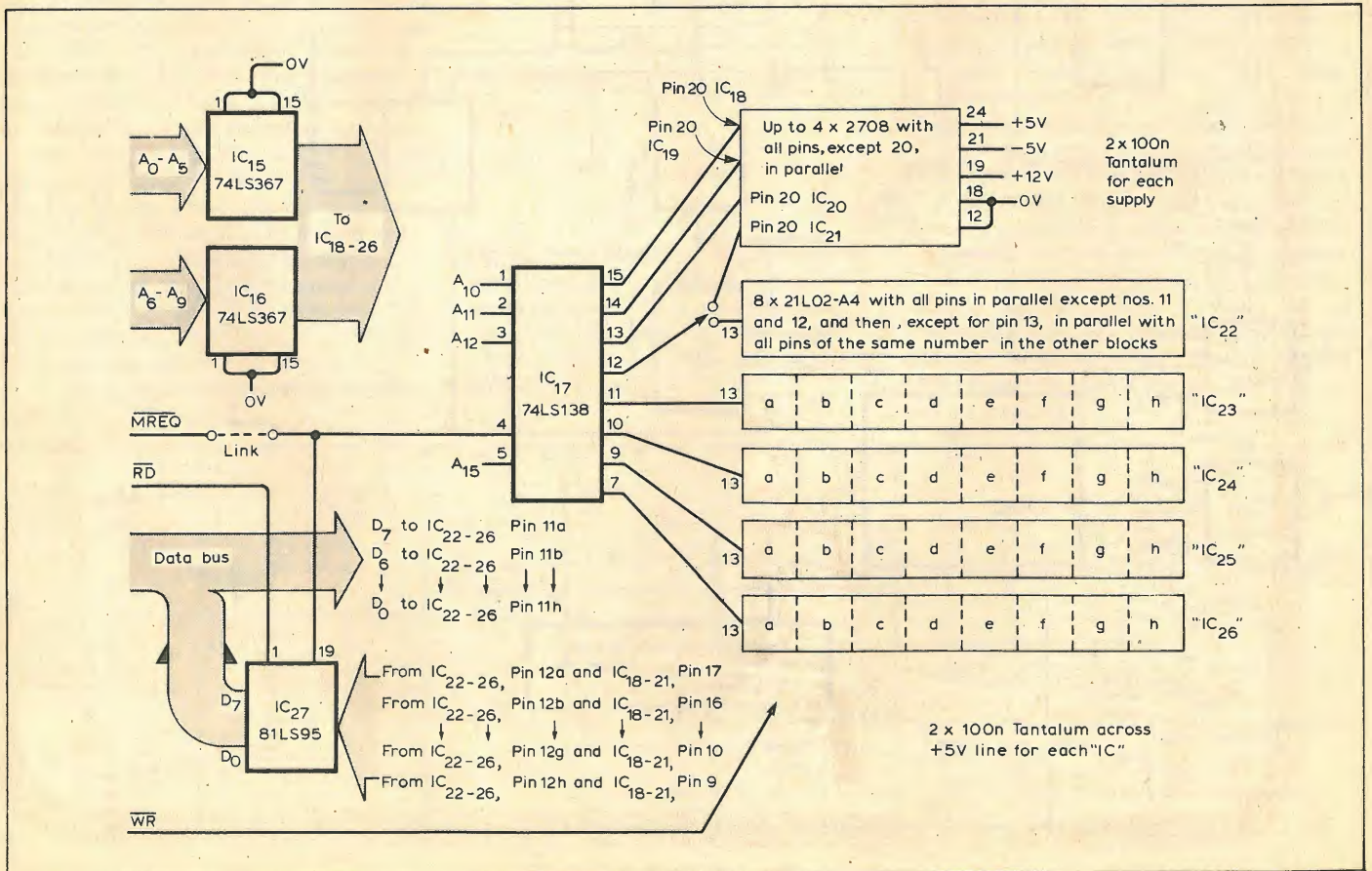


Fig. 7. Modification to achieve four MREQ lines for the control of up to 32K of memory.

Fig. 6. Memory circuit. 3K of r.o.m. contains the monitor program, BURP monitor, and interpreter. 5K of r.a.m. accommodates user program storage. The memory can be extended in blocks of 8K up to 32K.



driven from A₀ to A₉, these lines are buffered by IC₁₅ and IC₁₆, which are permanently enabled. Although adding buffering increases the time delay between a memory request, and the data being ready for the Z80 to read in, the most critical 'reads' have 750ns to access the memory, therefore 21L02s with a 450ns access time are quite adequate.

Visual display

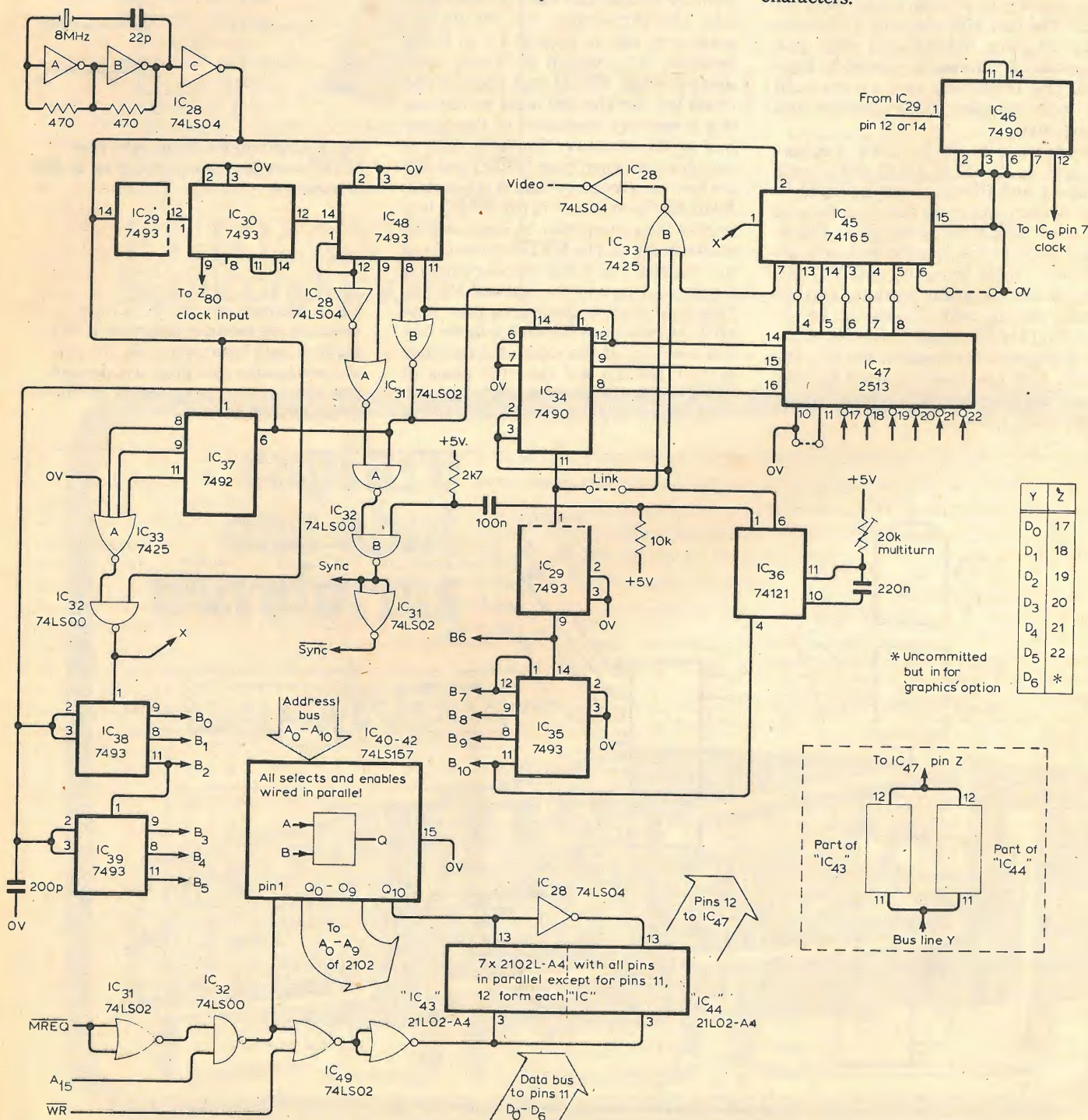
The visual display circuitry in Fig. 8 is constructed using standard t.t.l. i.cs instead of one of the recent l.s.i. controllers. This approach was chosen because the only suitable l.s.i. device is rather expensive, and, more important, the t.t.l. design gives maximum flexibility and allows an optional graphics system to be easily implemented.

Each line scan takes 64μs and is thus compatible with standard 625 signals and, with 320 instead of 312.5 lines per picture frame, the frame scan, although slightly longer, will easily be within the range of a television set to be used as a v.d.u.

In Fig. 8, IC₂₈ generates a signal at 8MHz from which all of the clocks within the computer are obtained. Part of IC₂₉ divides the clock to 4MHz, and either the input or output of this i.c. is fed to IC₄₆ which produces a true square wave at either 800 or 400kHz for the MM57109. The 4MHz is further divided by IC₃₀ to provide a 2MHz clock for the Z80, and an output at 250kHz for IC₄₈,

which produces 16 states of 4μs each. State 0001 is decoded and used as the line synchronizing pulse. The output at pin 11 of this i.c. is at 15.625kHz, and clocks IC₃₄ at the standard 625-line rate. Part of the line sync. decoder, IC_{31b}, provides a signal which is active low during states 0100 to 1111 inclusive. This produces a 48μs burst during which IC₃₃ and IC₃₇ to IC₃₉ are enabled, and allows a video display to occur, see Fig. 9. Division of the 64μs line scan into a 4μs sync. pulse, an 8μs pause, a 48μs display, and then a 4μs pause, allows for the overscan that occurs in commercial televisions. If the displayed video runs off the end of the screen, even with the width and shift controls adjusted correctly, omitting the inverter on pin 12 of IC₄₈ will shift the displayed video 4μs to the left which corresponds to about five characters.

Fig. 8. Visual display circuitry. This discrete t.t.l. version reduces cost and improves flexibility.



computer. Apart from the danger to yourself if this is not done, there is a great risk of destroying several i.cs with one mistake.

A typical interface for a tv set is shown in Fig. 10. If a 30V supply is not available in the set it can be obtained, via a diode and smoothing circuit, from the cathode of the line output stage, or from the computer. The interface should be mounted as close as is possible to the tube base, and the video fed via good quality r.f. coaxial cable from the computer. Capacitor C is selected to compensate for the particular length of coax used, 50pF being a typical value for 1 to 2m of miniature cable.

The best place to inject a sync. signal is where the sync. is taken from the i.f./video section to the timebase. An oscilloscope should be used, with the set operating normally, to identify where the voltage level of the sync. pulses best matches that of the computer. When this has been ascertained it is important to note whether the pulses are positive or negative going, and whether, as is common in valve sets, the entire sync. signal is negative. The first point will determine which sync. output is used, and Fig. 11 shows a simple method of dropping the entire sync. signal below 0V.

Tape interface

It is useful to have a cheap means of storing data and, at present, recording on ordinary cassette tape is the most acceptable method. Blocks of data are recorded onto, or read off tape via the interface shown in Fig. 12.

Data is recorded at 300 baud, with 0s and 1s represented by tones at approximately 1200 and 2400Hz. The Z80 calls the byte to be recorded into register A and sends it out, bit 7 first, along data bus line D₇. The byte is prefixed by a 0, known as a start bit, and immediately followed by 1½ bits, in duration, of a 1, which is known as a stop bit, see Fig. 13. Thus, the recorded word is 10½ bits long, i.e. 35ms. A time delay is generated by the Z80 (its fastest rate being over 100 Kilobaud) and latches the bits from line D₇ into the D type flip-flop, whose Q output switches a multivibrator to generate the tones.

The receiver consists of a Schmitt trigger and buffer, which produce a 5V pk-to-pk square wave from the tape deck output, followed by a frequency discriminator formed by a monostable and the other half of the D type flip-flop. The square wave at 1200 or 2400Hz is simultaneously used to trigger the monostable, and clock its output into the flip-flop. The pulse width of the monostable has been chosen so that with a triggering rate of 2400Hz, its output is continuously at 1, i.e. a pulse width > 1/2400s. Therefore, the output of the flip-flop is also at 1. With a triggering rate of 1200Hz, the monostable has time to complete its pulse, so the next clocking pulse clocks a 0 into the flip-flop, i.e. a pulse width <

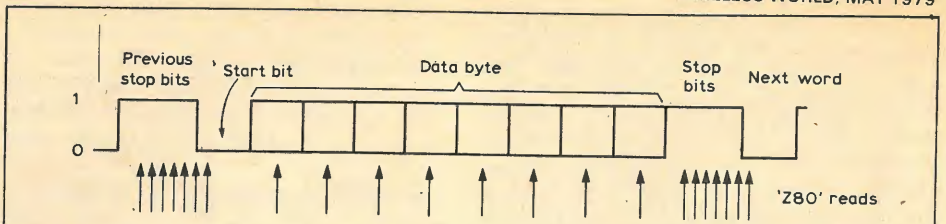


Fig. 13. Word structure of a software recording.

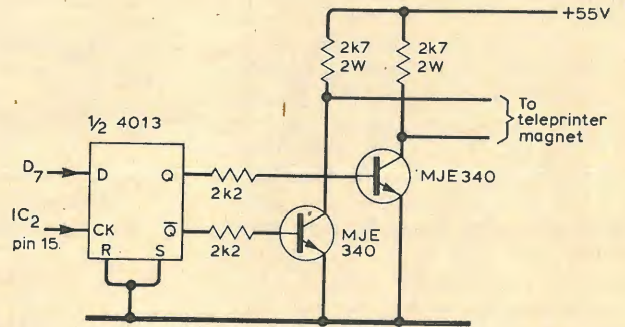


Fig. 15. Teleprinter interface. This circuit is kept simple because software in the r.o.m. carries out most of the operations.

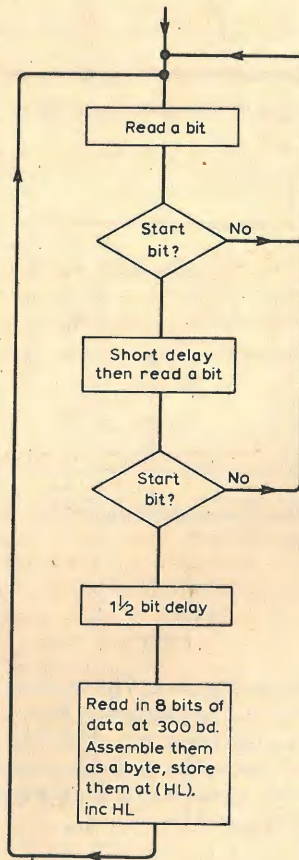


Fig. 14. Operation of the read software.

1/1200s. The circuit requires a 2 to 3V pk-to-pk signal from the tape deck.

The firmware starts each recording with several seconds of stop bits before the transmission of data begins, and this allows the tape to be cued before a READ command is given to the computer. The read software operates as shown in Fig. 14.

The bit from the interface is read in through a 6-bit buffer and then masked, i.e. the other bits are blanked off by a Z80 AND instruction, before checking

takes place. To give error protection, two checks must indicate that a 0 is being read in before the routine proceeds, and a byte of data is then read in.

Teleprinter interface

A teleprinter is a very useful addition to any computing system, but, in a low cost design such as this, a new machine would be prohibitively expensive. The supplies of second-hand machines seem to split into two groups; 7/8-bit machines using ASCII coding, and 5-bit machines using modified ASCII or Baudot coding. The advantage of the first type is that they hold the full ASCII set of characters but, they are still reasonably expensive. The 5-bit, modified ASCII machines, such as the Creed 75s, can be purchased for as little as £5, but only have 32 possible codes. Almost 60 different characters can be generated by using two of the code words, 1B and 1F, to switch a mechanical flip-flop, within the teleprinter, between two sets of characters, letters or figures and punctuation. The two shift characters, line feed, carriage return, blank and space remain common to both shifts.

This type of machine requires a serial input at 75 baud which means that, with a 7½-bit word, it will print 10 characters per second. Coding for the letters is identical to the lower 5 bits of ASCII code, but the figures, although similar, require translating from the 6-bit subset of ASCII used in the computer, to the 5-bit code for the teleprinter. The formation of words comprising a start bit, five data bits and two stop bits, the interspersing of figure and letter shifts where necessary, the storage of a byte which mirrors the state of the mechanical shift flip-flop in the teleprinter so that shift characters are only

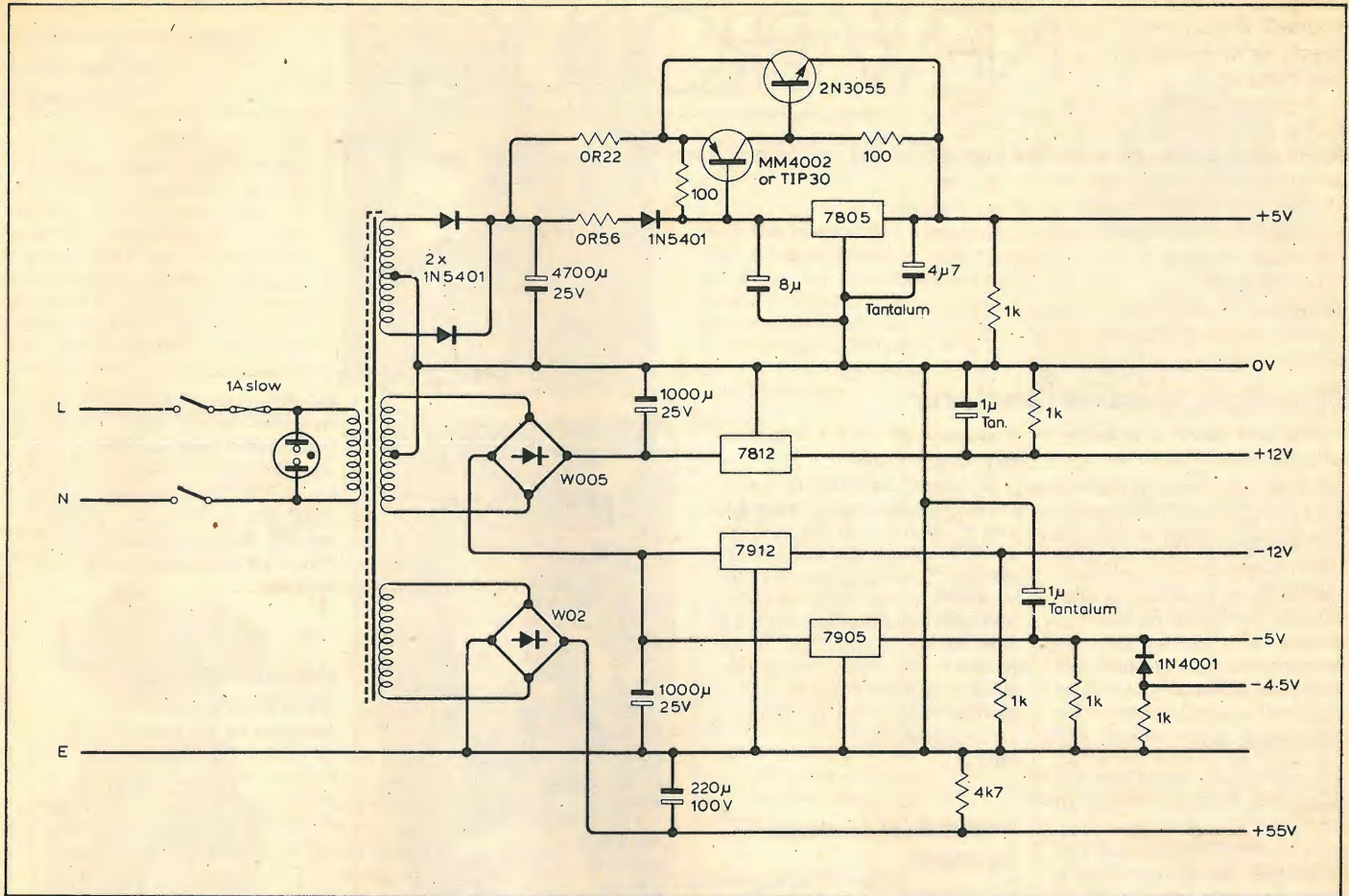


Fig. 16. Power supply. A 1A regulator in parallel with a general purpose power transistor gives a regulated output of up to 3.5A.

sent when necessary, and the time delays required to slow the computer down to 75 baud, are all accomplished by software stored in part of the monitor r.o.m. The hardware involved in interfacing the teleprinter, Fig.15, is therefore very simple.

Power supplies

The power supply provides stabilized outputs of +5V at 3.5A, -5V and ± 12 V at 1A, and an unregulated output of approximately +55V at 100mA. The +5V supply in Fig. 16 is the only unusual part of the circuit as it uses a 1A regulator i.c. with a pseudo p-n-p pass transistor instead of a more expensive 3A regulator. The circuit operates by dividing the current passing through the regulator and the transistor in the ratio of the two series resistors. In this case, 56/22 times as much current passes through the 2N3055, which gives a 3.5A regulated output for 1A through the 7805. It is important that the regulator, transistors, and the diode which mirrors the voltage drop across the base-emitter junction of the p-n-p transistor are in good thermal contact.

The -4.4V supply is for the MM57109 which is specified to operate from a maximum overall supply of 9.5V. The +55V supply is for the teleprinter magnet. Although the Creed magnets, in common with others, are designed to operate with a current of 20mA, and have a resistance of 200 Ω , switching 4V into the coil is not satisfactory due to the inductance in the magnet's coil.

Therefore, current driving, rather than voltage supplying, is required to produce a quick action from the magnets, and a high voltage supply fed through 2.7k Ω resistors is used. If a teleprinter is not going to be used, it is still worth including this supply as it may be needed for the tv interface, and will be required for the r.o.m. programmer to be described later.


The transformer used in the prototype was an RS Components 50VA d.i.y. type 207-554 with windings to give open-circuit voltages of 9.5-0-9.5V for the +5V supply, 13V for the -5V and

± 12 V supply, and 40V for the teleprinter supply, the last mentioned being wound with 36 s.w.g. wire and the other two with 22 s.w.g. wire.

No filtering has been included at the mains input as the processor is relatively insensitive to interference from the mains cable. The computer has been used to receive radioteleprinter messages via a communications receiver with an interface, and tests showed that negligible interference leaves the computer by the mains cable.

To be continued

A kit of parts for constructing a computer on this design is available from Powertran Computers, Portway Industrial Estate, Andover, Hants SP10 3NN (tel: Andover (0264) 64455).



The author

John Adams read for a B.Sc. in electronic engineering and for an M.Sc. in materials science, at the University College of North Wales, before becoming a teacher. His involvement in electronics is, therefore, primarily as an amateur, and the design for this computer started 18 months ago as an exercise to gain familiarity with microprocessors. John operates the amateur radio station G3VZF, and in his spare time claims to be a very amateur musician.

NEW PRODUCTS

Professional readers are invited to enter codes on the reply-paid card bound in at pages 112/3

Microwave spectrum analyser

AFTER five years of development, Hewlett Packard has now introduced its 8566A programmable microwave spectrum analyser. This instrument covers the range 100Hz to 22GHz with 10Hz resolution, is microprocessor-controlled and requires no additional units for basic operation. Frequency selection is automatic. All data is presented on the instrument's c.r.t. and control settings may be stored for later recall if measurements are to be repeated. In addition to this "memory" facility, full automatic operation is possible, while all functions are remotely programmable via the interface bus and the analyser can be instructed to feed its measurements out via the bus for interpretation and interaction by a computing controller.

Alternative features include automatic peak search, pre-selector peak, zoom, setting storage, and a "single sweep" facility from zero to 24GHz.

Using the 10Hz resolution bandwidth, the analyser's sensitivity is -137dBm to 1GHz, -134dBm to 5.8GHz, and -115dBm at 22GHz. Related attributes are 80dB dynamic range and full frequency range amplitude variations of $\pm 2\text{dB}$, permitting direct measurement of line-related sidebands that are 50dB down. Frequency error is virtually that of the internal


frequency reference, 1×10^{-9} per day being possible.

The basic instrument is contained in a two-deck casing and the total net weight is 50kg (112lb). At a price of £29,500, the analyser (excluding options such as 400Hz power line operation and rack mounting kit), which is now in full production, is expected to sell largely to organisations such as the Post Office or to groups interested in satellite communications.

WW301

Industrial control system

The ICS-80 industrial controller which is linked to Intel's multibus system, accepts the complete range of iSBC single board computers and the full range of Intel's software, including PL/M-80, PL/M-86, Fortran-80, Basic-80, and RMX-80, all on boards. Principal applications of the system will be as industrial process timers on production lines, as data acquisition systems or as test fixtures. The chassis is air-cooled and power supplies can be fitted to suit application, signal conditioning and termination panels. The needs of a system can be matched to a particular processor board, eight-bit word length by the 8080A or the higher



performance 8085A and 16-bit by use of the 8086-based iSBC-86/12. A system can contain several processors, and 8-bit and 16-bit processors can be intermixed in the same system. Memory can be extended to over a megabyte, and a variety of disc systems and controllers is available from the manufacturer to provide bulk storage facilities. Intel Corporation (U.K.) Ltd., 4 Between Towns Road, Cowley, Oxford OX4 3NB.

WW302

Miniature microphone amplifier

Improved transient and frequency response when compared with a typical balancing transformer and associated circuitry, is claimed by Kelsey Acoustics for their miniature microphone amplifier, designated K102m. The amplifier measures 40mm x 40mm x 20mm and has been in use in Kelsey audio mixers following its development over the past two years. Specifications include frequency response 10Hz to 50kHz $\pm 0.5\text{dB}$, harmonic distortion better than 0.03% ref 1kHz,

and equivalent input noise (un-weighted) better than -125dBV (DIN/audio band weighted). The input impedance of each terminal (+ or -) is $5\text{k}\Omega$, maximum gain is 43dB and the + and - supplies are 15V. Kelsey Acoustics Ltd, 28 Powis Terrace, London W11 1JH. WW303


Instant-heat soldering iron

Designed for both the professional and the amateur user, the Kelgray Products S.50 "Instant Heat" soldering iron offers the impatient engineer a 10 second warm-up time to reach a tip temperature of 350°C . This iron is a mains-powered version of the B.50, has a consumption of 35W, and a permanent soldering tip with protection against oxidation and erosion. Illumination of the workpiece is included, as is an indicator lamp to show when the iron is switched on. The standard bit is suitable for soldering materials up to 2.5mm^2 , although the iron exists in a larger kit form including two extra tips (one for 1.5mm^2 and one for 6mm^2 material). In both forms the iron is packaged in a transparent



container complete with tip cover, cleaning pad and a screw-driver. The standard package with one tip costs £9.50 and the larger one with three tips £11.80. Quantity discounts are applicable to larger users. Kelgray Products Ltd, Kelgray House, Sandy Lane, Crawley Down, West Sussex RH10 4HS.


WW304



WW301

High temperature electrolytic capacitor

Primarily designed for high frequency filtering applications in switching regulator power supplies, the Sangamo type 125 capacitor, according to its distributor Waycom, is the first large computer grade aluminium electrolytic capacitor to operate for extended periods at temperatures from -55°C to 125°C . In test situations this capacitor has passed 2000-hour life tests and the projected life is estimated as 5 years at $+85^{\circ}\text{C}$, 10 years at $+75^{\circ}\text{C}$ and more than 20 years at $+65^{\circ}\text{C}$. Capacitance ranges are from $1400\mu\text{F}$ to $72000\mu\text{F}$ at working voltages of 5V (d.c.) to 40V




(d.c.). Current ripple capability is a maximum of 35A at $+85^{\circ}\text{C}$ and 10KHz. Standard threaded insert terminals are used and the capacitor is available in nine length sizes between 41mm and 143mm. Waycom Ltd., Wokingham Road, Bracknell, Berkshire RG12 1ND.

WW305

Fast comparator chip

Claiming that their SP9685 and SP9750 circuits are the fastest in the world today, Plessey Semiconductors assert that conventional propagation delay is twice that of the SP9685's 2.2 nanoseconds. The SP9750 possesses additional decoding logic suitable for 4 bit a-to-d and 8 bit d-to-a converters, operating with a clock rate of 100MHz. An appropriate number of such devices may be used in parallel,



eliminating the need for further decoding logic and saving space, time and costs. A dual version, the SP9687, will soon be available. Plessey Semiconductors Ltd., Cheney Manor, Swindon, Wiltshire SN2 2QW.

WW306

Short circuit locator

The "Tone Ohm 400A" provides an audible tone which is directly related to a resistance level under test, providing an instant check for short circuits on p.c. boards, wiring harnesses or cableforms. Microscopic "whiskers" or solder bridges can be located in seconds by moving the test probes along the tracks or cables until the highest pitch tone is heard, corresponding to the actual location of the short. Audio volume is adjustable, and there is a meter readout extending from $30\text{m}\Omega$ to 3Ω over five ranges. The instrument is mains operated (120V or 240V) and costs £98 + V.A.T. Omnitest Ltd., 119 Old Christchurch Road, Bournemouth, Dorset, BH1 1EP.

WW307



Proximity detector

A proximity detector which could help to reduce accidents in industrial situations is available from Bulgin Electronics. This unit has a matched counterpart which operates from a 12V d.c. supply and which activates the main unit when within a range of 1.5in. It can be useful in warning of excess movement in suspended vehicles or crane jib systems and measures $5\text{in} \times 2.75\text{in} \times 1\text{in}$. Bulgin Electronics Soundex Ltd., Park Lane, Broxbourne, Herts EN10 7NQ.

WW308


Power f.e.t. device

A further item in the growing power f.e.t. family has been introduced by Siliconix. Featuring turn-on and turn-off speeds of 5ns (typical) this V-m.o.s. device has a maximum source-to-drain and source-to-gate voltage of 60, and a maximum power dissipation of 1W at 25°C . The item is designated VN10KM and is TO-237 packaged. Siliconix Ltd., Morrision, Swansea SA66 NE.

WW309

Low-profile SIL resistors

The recent introduction of standard profile SIL cermet resistor networks by Hitech Electronics has now been followed by a "lo-profile" range in which the overall maximum seated height from the p.c. board is only 6.35mm. Each network is available in 6, 8, 9 and 10 pin, 0.1in pitch versions, with two basic options available offering all resistors commoned to pin 1 or each resistor brought out to a separate pin. Over 50 resistor values are avail-



able, ranging from 33Ω to $2\text{M}\Omega$ with 0.125W or 0.2W ratings and tolerances of $\pm 2\%$, and some at tolerances of $\pm 0.1\%$. NSL, Stamford House, Stamford New Road, Altrincham, Cheshire WA14 1DR.

WW310

Micro crystal packs

A range of micro-miniature crystal packages intended for applications such as microprocessors, portable communications equipment, computers and pagers is now being marketed by Rastra Electronics. The Crystek type HC45 is available in the frequency range 6 to 22.9MHz and it is claimed that the operating temperature can be within the limits of -55°C to $+105^{\circ}\text{C}$. Rastra Electronics Ltd., 275-281 King Street, Hamersmith, London W6 9NF.

WW311

Music generator

"Jingle" machines using tape mechanisms to produce short tunes or Morse code sequences are by no means new to the market, but Crow of Reading have just introduced a similar unit, the "Ident and Music Generator", model MMB32, which uses no moving parts. Primarily intended for establishing and verifying long-line audio networks, outside broadcast lines and telephone links, this item is claimed to represent a competitive price (against conventional machines), and to require a minimum of maintenance. Thirteen semitones of a complete octave are derived by frequency division from a single master oscillator, which can be pre-tuned to locate the octave in use anywhere within the 100 to 1000Hz range. A further circuit provides timing or rhythm information, and the unit can be delivered ready programmed or may be programmed by the user. Audio output is 1mW into 600 with transformer isolation. Crow of Reading Ltd., P.O. Box 36, Reading, RG1 2NB.

WW312

Living room

How would you rate the relative importance, in terms of domestic bliss and harmonious cohabitation, of a set of hi-fi 'separates' and of unimpeded access to one's own dining-room? I ask the question because it is becoming increasingly clear to me that those of us who possess such a collection of gear are harbouring a cuckoo which, if given its head, will eventually take over the house completely and leave us, whining unhappily, listening to the Who in the loo.

These bitter thoughts, foreign as they are to my normally sunny nature, originated in frustrated attempts to fit the assorted boxes I have collected into a new bit we have tacked onto the house. It is supposed to be a new dining room, but when I had decided on the position of the hi-fi (there's no space in the living room) the room was fit only for Japanese-style meals, without the geishas.

I do realize that some minor writer once came up with the crack that music might be called the food of love, but when I want to get at my steak, chips and mushy peas I don't want to find I have to balance them on a speaker. Looking at the constituent boxes of a set of audio 'separates', it seems to me that, although the cassette deck is pretty tightly packed with its transport mechanism, and a turntable box has to be at least the size of the turntable with a bit of space for the arm, amplifiers and tuners contain a lot more fresh air than they ought to. The 'long, low' look is all very well, but unless your family is a sight less acquisitive than mine, its demand for lebensraum can upset the even tenor of domestic tolerance.

Shrinking the electronics would help, as I've indicated, but the real problem is the speakers. There can't be many more inconvenient lumps of technology than the average hi-fi speaker enclosure: with a piano you can put the aspidistra and family photographs on it; the television set has already got all my pipes and a daft little toy dog grinning like a lunatic; and practically every other horizontal surface carries its share of household embarrassments. But not the speakers. For one thing, they're omnidirectional and the treble driver fires straight up at the ceiling, so a pot of Busy Lizzie artistically placed on top of it would not do a lot for the frequency response.

No, I think electrostatic speakers, flush with the wall when not in use, or even when they are, would be the solution. They could be designed with this in mind and made specially resistant to plaster, cement and fag ends with a view to surviving the attentions of builders. If the manufacturers could manage to reproduce a Lowry, or perhaps one of the livelier Canalettos — maybe even a Mondriaan for the geometrically inclined — on the front of



the units, I feel sure that their cause would thrive. One might then hear, in the local hi-fi shop, customers demanding "An 8-ohm, 50W 'Monarch of the Glen', please".

Software engineering

Have you noticed the way a system has changed from being something to get things out of to being the generic term for everything from office furniture to a network of computers? Since a system is a complex whole or organized body of ... things (Concise Oxford) that's fine for computers and even office furniture at a pinch, but my normally alert mind, finely tuned to spot the links between apparently unrelated remarks and items of general chit-chat, has so far failed utterly to detect the relevance of the word 'system' in relation to a towel. A handout that came in today asserts that a new, disposable towel provides a comfortable and hygienic system, needing no 'complex dispensing system'. It is also blue. I'm not grumbling, though; if we get them here they'll be useful for decontaminating my tobacco incineration system.

Chip trip

This unseemly, though belated, passion for electronics by which government and quangos have lately been overcome is going to lead to some queer goings-on in some of the smaller companies. As WW points out in last month's leader, sending the chap who mends the office fuses for a fortnight's brainwashing is unlikely to revolutionize the way they make tin-openers. When he comes back from the cramming, trailing clouds of glory and data sheets, unkind directors will probably wish to know of him when they can expect to see his first, hesitant steps towards revitalizing British industry. Whereupon he will collect the relevant i.cs and a white coat, upgrade his assistant Sparks to fuse-mending status, and retire to reflect on what on earth he has let himself in for.

Some works electricians I have known are extremely bright. They will

re-wire a factory while an electronics whizz is still wondering what size cable to use. Being perspicacious, they will have realized in the course of the brain-pickling session that tying a micro-processor chip onto the bed of a milling machine is not going to make it fully automatic at a stroke. All the little bits and pieces which allow the creature to communicate its deliberations, and the means whereby something useful can be done with this intelligence when it emerges, not to mention the software, firmware and brainwear needed to attain this happy state, are mentioned only rarely in the general hysteria.

What the aforementioned director is going to say when told that the chips cost £50 and, after a well-timed pause, that the bits and pieces and the bill for software will come to around £1000, can only be imagined by one whose request to spend £5 on a better soldering iron was met by a suggestion that he borrow the electrician's 60W monster.

Some of these lance-corporals of industry are all for making more profit by the use of new ideas, but if the increased profit doesn't materialize by next Thursday, it is branded as pie in the sky and discounted.


Capital depreciation

So long as the pervasive computer was content with the mismanagement of life in general, I didn't complain too loudly. People's driving licences can go astray and they can receive electricity bills for three and a half million pounds without a murmur from me. But when, having found precious space for descriptions of computers and similar contraptions, they begin to ruin the look of our pages, then I reckon it's time someone said something.

It's all to do with the way instructions and statements are printed in capitals. If you come across a paragraph with WRITE in the middle of it or, worse, one of those Czechoslovakian words, like MREQ or IORQ, your eye leaps straight to it and, having got there, discovers that it is no more important than the rest of the words in the paragraph. And yet these words must be set in a different way to the rest of the text, or they might be confused with ordinary words and their significance be lost; one can imagine a command to print print on the screen, for example.

To differentiate between text and these special words, without over-emphasizing them and making the eyes tired with continually jumping to the capital word and back to the start of the sentence, perhaps one could set them out as :read: or /mreq/ or even (goto). It would also be a help to printers if to no one else, if, when all instructions are of the 'active low' variety, the negating bar could be omitted; a simple statement of explanation at the beginning of the article should then suffice.

Top marks in one clear sweep.



Feedback's new Sweep Function Generator passes even the testiest tester's test.

You'd expect a Sweep Function Generator from Feedback to contain a lot more features for your money.

And you'd be right – the SFG606 with its crisp frequency marker does just that.

It sweeps up to 4 decades of frequency – bi-directionally. So you can avoid problems of transient effects.

It maintains low signal distortion with absolute precision over the entire sweep range.

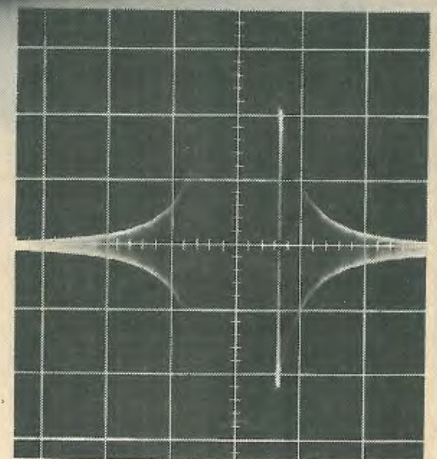
It features a choice of decade or octave sweep – so it's ideal for narrow band analysis.

It provides sine, square or triangle outputs over the frequency range 0.01Hz to 1MHz.

And with that beautifully sharp, fine-line frequency marker that gives you accurate determination of spot frequency on the display, the SFG606 really does score top marks. Read all about the SFG606 and all its companion test instruments in the Feedback 600 range. Send to Feedback for the new literature today.

Or contact our distributors

electroplan P.O. Box 19, Orchard Road, Royston,
Herts. SG8 5HH. Telephone: Royston 45145.




Beautifully sharp, fine-line frequency marker for accurate determination of spot frequency.

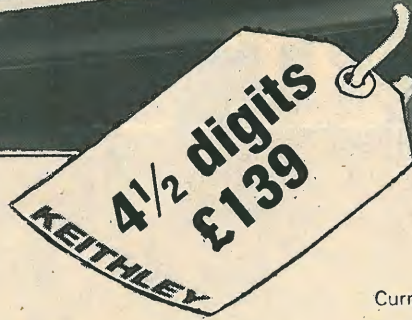
**Feedback
Instruments
Limited**



Feedback Instruments Limited, Park Road, Crowborough,
Sussex TN6 2QR. Telephone: Crowborough (08926) 3322.
Cables: Feedback Crowbr. Telex: 95255.



Model 178



**Now . . .
the next
generation of
bench DMMs!**

Two New Keithley Models offer uncompromising performance and outstanding value!

- Accuracy 3 1/2's can't match 0.04% + 1 digit on dc volts and ohms
- Large, bright, 20,000-count LED display that's quick and easy to read.
- Convenient bench size that won't get "lost" yet doesn't crowd.
- Exceptional reliability.

Model 178 offers functions and ranges for most measurement needs 100µV to 1200V dc, 100µV to 1000V ac, 0.1Ω to 20MΩ.

Model 179 is a full-function, multi-feature model offering the same advantages as the 178. Plus,

TRMS AC; 10µV Sensitivity; Hi and Lo Ohms; AC and DC

Current Yet it's still half the price you'd expect. Only £199.


Both models feature designed-in reliability. Rugged circuits use a minimum of parts — high quality, off-the-shelf parts — carefully assembled and tested by Keithley. Outstanding overload protection and rugged mechanical design keep both units going even after severe abuse. One-year accuracy specifications minimise recalibration costs. A battery option, user installable, gets you off "line" for critical measurements or for field use.

For complete specifications on the 178 and 179, call Keithley Instruments, 1 Boulton Road, Reading. Phone 0734 861287

KEITHLEY
The measurement engineers.
WW — 041 FOR FURTHER DETAILS

LOWE ELECTRONICS LTD.

119 CAVENDISH ROAD, MATLOCK, DERBYSHIRE
TEL. 0629 2430 OR 2817. TELEX 377482 LOWLEC G



NEW MODEL
CS1577
30 MHz/2mV

CS1577
130mm DUAL TRACE
TRIGGERED SWEEP
OSCILLOSCOPE

£480 + 8%


PRICE INCLUDES TWO X10
FULL BANDWIDTH PROBES

- ★ 130 mm mesh PDA
- ★ DC - 30 MHz
- ★ 2 mV sensitivity
- ★ Signal delay
- ★ Auto level triggering
- ★ Display modes CH1, CH2, DUAL, ADD, X-Y
- ★ Single shot with variable hold off

SPECIFICATION

Bandwidth: DC - 30 MHz (3 dB) 40 MHz (6 dB)
Sensitivity: 2 mV/cm - 10V/cm
Input R.C.: 1 M ohm 22 pF
Risetime: 11.7 nS
Overshoot: less than 3%
Sweep time: 100 nS/cm - 0.5S/cm
Linearity: better than 3%
Calibrator: 1 KHz 100 mV square wave
Trigger bandwidth: DC - 40 MHz
Trace rotation: Electrical
Phosphor: P31
Power: 1 0 0 / 1 2 0 // 220/240V 50/60 Hz 40W
Dimensions: 260mm x 190mm x 375mm
Weight: 10 Kg

**CS1352 DUAL TRACE 15
MHz/2mV PORTABLE**



£350 + 8%


The CS1352 oscilloscope offers you not only dual trace, 15MHz bandwidth operation at sensitivities down to 2mV/cm but also use from 100-240 Vac mains and portable operation using the optional rechargeable battery pack. Automatic charging is carried out when the CS1352 is plugged into a mains supply. Now you can have top performance both on the bench and out in the field — and at an affordable price.



CS1575 DUAL TRACE 4 FUNCTION

The CS1575 is a unique tool for the audio engineer. It features the normal facility of dual trace display with sensitivity to 1 mV/cm but not only can it display the input signals on two channels, it can **simultaneously** display the phase angle between them and measure the phase angle referenced to a zero phase calibration display. In addition to these unique features, you also have independent triggering from each channel to give stable displays even with widely differing input frequencies.

Absolutely indispensable to the professional audio engineer, the CS1575 is now in use all over the world. See it in action or send for complete details.



£278 + 8%

**TRIO
OSCILLOSCOPES**

The Trio range of oscilloscopes offer top quality at moderate cost. The brief specifications show the performance features which have made these oscilloscopes firm favourites in all parts of the world, with bandwidths to 30 MHz and sensitivities down to 1mV/cm on 130 mm screens. Prices are very realistic and we try to ensure that delivery is ex-stock at all times — quite a change these days.

FOR FULL DETAILS ON THESE AND OTHER MODELS, CONTACT THE SOLE AGENTS, LOWE ELECTRONICS


WW — 075 FOR FURTHER DETAILS

CAN YOUR BUSINESS REALLY OPERATE SUCCESSFULLY WITHOUT A MICROPROCESSOR?

LET US INTRODUCE YOU TO THE SEMEL I. MICROPROCESSOR

THIS IS A GENERAL PURPOSE, PROFESSIONAL QUALITY MICROPROCESSOR UNIT FOR USE AS A TERMINAL-CONTROLLER, WHICH OFFERS MANY FACILITIES NOT NORMALLY FOUND ON COMPARABLE UNITS.

- *4K DYNAMIC RAM (STRAPS FOR OPTIONAL 16K RAM)
- *12" HIGH RESOLUTION MONITOR.
- *PROVISION FOR LIGHT PEN ATTACHMENT.
- *132 CHARACTER 30 LINE PER PAGE (MAX) LINE OR CHARACTER SCROLLING.
- *SELECTABLE DOT GRAPHICS MODE 125 x 256 (OPTIONALLY 256 x 256).



SEMEL BASIC SYSTEM
CONSISTS OF MICROPROCESSOR WITH KEYBOARD AND VDU AS SHOWN **£1,950**

SEMEL BUSINESS SYSTEM
CONSISTS OF MICROPROCESSOR WITH KEYBOARD AND SINGLE FLOPPY DISC UNIT **£2,950**

SEMEL LIGHT PEN SYSTEM
CONSISTS OF MICROPROCESSOR WITH LIGHT PEN ATTACHMENT AND FLOPPY DISC. PRICE ON APPLICATION. THIS SYSTEM CAN ALSO BE SUPPLIED WITH A PRINTER.

SEMEL FULL SYSTEM
CONSISTS OF MICROPROCESSOR WITH KEYBOARD, VDU, PRINTER, AND FLOPPY DISC. FROM **£3,450** DEPENDING ON PRINTER USED.

ABOVE PRICES EXCLUSIVE OF VAT

STRUTT

Electrical and Mechanical Engineering Ltd.

3c BARLEY MARKET STREET, TAVISTOCK, DEVON. PL19 0SF.

TELEPHONE: TAVISTOCK 5439

TELEX: 45263

- *2 PROGRAMMABLE BI-DIRECTIONAL 8 BIT PORTS WITH HANDSHAKE.
- *CAN USE UP TO 8 FLOPPY DISC UNITS.
- *FULL ASC 11 KEY SET AND NUMERIC KEYPAD PLUS USER PRESET KEYS.
- *STANDARD 110/240V 50/60HZ POWER UNIT. (12V DC OPTIONAL)
- *CUSTOM CARDS CAN BE BUILT FOR MOST REQUIREMENTS.
- THE SEMEL I. CAN BE USED ON A VAST VARIETY OF APPLICATIONS: IN THE OFFICE, STORES, FACTORY FLOOR, IN WAREHOUSES, SCHOOLS, ON SHIPS, IN VEHICLES AND MANY MORE PLACES OF BUSINESS.

WW - 080 FOR FURTHER DETAILS

90T2

We thought that might make you stop and look at our ad. Now that you have stopped why don't you take advantage of our keen competitive prices and place an order with us. You could save yourself ££££s.

Transistors			TTL			Diodes													
1+	25+	100+	1+	25+	100+	1+	25+	100+											
4N113	1.80	1.70	1.37	TP300	.31	.28	.23	2N236	.18	.15	.12	7416	.22	.21	.18	74110	.38	.36	.28
BC107A	.12	.11	.08	TP308	.32	.30	.24	2N236B	.18	.17	.13	74117	.22	.21	.18	74111	.25	.23	.18
BC107B	.12	.11	.08	TP30C	.35	.33	.26	2N2344	.21	.20	.16	74220	.15	.14	.11	74116	.25	.23	.18
BC107C	.12	.11	.08	TP31A	.32	.30	.24	2N2904A	.22	.21	.17	74221	.18	.17	.14	74118	.31	.27	.20
BC108	.12	.11	.08	TP31B	.32	.30	.24	2N2905	.21	.20	.16	74225	.18	.17	.14	74119	.34	.31	.24
BC108A	.12	.11	.08	TP31C	.35	.33	.26	2N2905A	.22	.21	.17	74226	.19	.18	.14	74120	.34	.31	.24
BC108B	.12	.11	.08	TP32	.35	.33	.26	2N2906	.14	.13	.10	74227	.19	.18	.14	74122	.35	.33	.25
BC109	.12	.11	.08	TP32A	.32	.30	.24	2N2907	.15	.14	.11	74228	.19	.18	.14	74123	.40	.38	.28
BC109A	.12	.11	.08	TP32B	.32	.30	.24	2N2907A	.15	.14	.11	74232	.15	.14	.11	74125	.38	.36	.28
BC109B	.12	.11	.08	TP32C	.35	.33	.26	2N3053	.20	.19	.15	7433	.18	.15	.12	74126	.38	.36	.28
BC109C	.12	.11	.08	TP33	.53	.51	.38	2N3055	.80	.57	.45	7437	.19	.18	.15	74128	.40	.38	.30
BC142	.24	.22	.17	TP35A	.51	.48	.35	2N3442	1.80	1.77	1.30	7440	.19	.18	.14	74132	.55	.52	.41
BC143	.26	.24	.19	TP35B	1.18	1.12	.87	2N3771	1.87	1.77	1.30	7442	.15	.14	.11	74137	.23	.21	.17
BC172B	.08	.075	.06	TP35C	.67	.64	.50	2N3772	1.09	1.09	.79	7443	.25	.24	.19	74141	.22	.21	.16
BC177B	.13	.12	.10	TP34	.59	.56	.44	2N3823	.80	.57	.44	7444	.40	.37	.29	74142	1.34	1.27	.99
BC177C	.14	.13	.10	TP34A	.62	.59	.46	2N4036	.23	.22	.17	7445	.19	.18	.14	74147	.33	.31	.24
BC187	.22	.20	.16	TP34B	.75	.71	.56	2N4037	.22	.21	.17	7446	.45	.43	.33	74148	.85	.81	.48
BC200	.23	.22	.17	TP35	1.18	1.12	.87	2N4038	.10	.09	.07	7448	.36	.34	.27	74150	.40	.36	.30
BC231	.23	.22	.17	TP35A	1.24	1.18	.92	2N4059	.10	.09	.07	7450	.45	.43	.33	74151	.26	.25	.20
BC441	.27	.25	.20	TP35B	1.36	1.28	.98	2N4061	.10	.09	.07	7451	.17	.16	.13	74153	.26	.25	.20
BC461	.19	.18	.14	TP36	1.49	1.41	1.08	2N4236	.28	.26	.21	7451	.17	.16	.13	74154	.26	.25	.20
BC462	.19	.18	.14	TP36A	1.28	1.22	.95	2N4239	1.19	1.12	.87	7453	.17	.16	.13	74155	.63	.60	.46
BC463	.19	.18	.14	TP36B	1.35	1.27	.95	2N4239A	.42	.40	.31	7454	.17	.16	.13	74156	.25	.24	.19
BC464	.18	.17	.13	TP36C	1.47	1.39	.99	2N4239B	.37	.35	.27	7460	.17	.16	.13	74157	.33	.31	.24
BC465	.18	.17	.13	TP36D	1.62	1.53	1.19	2N4239C	.48	.42	.33	7472	.30	.29	.23	74159	.26	.25	.19
BC466	.30	.28	.24	TP41	.46	.44	.34	2N5490	.46	.44	.34	7472	.30	.29	.23	74160	.70	.68	.52
BC467	.37	.35	.28	TP41A	.46	.44	.34	2N5492	.49	.47	.36	7473	.30	.29	.23	74161	.33	.31	.24
BC468	.37	.35	.28	TP41B	.52	.49	.38	2N5494	.48	.44	.34	7474	.22	.22	.17	74162	.33	.31	.24
BC469	.40	.38	.31	TP41C	.52	.49	.38	2N5496	.51	.48	.37	7475	.19	.18	.14	74163	.36	.34	.27
BC470	.33	.32	.24	TP42	.48	.45	.35	2N5498	.53	.50	.38	7476	.28	.26	.21	74164	.33	.31	.24
BC471	.33	.32	.24	TP42A	.48	.45	.35	2N5499	.53	.50	.38	7481	.33	.31	.24	74165	.33	.31	.24
BC472	.18	.17	.13	TP42B	.48	.45	.35	2N5499A	.55	.52	.41	7482	.33	.31	.24	74166	.33	.31	.24
BC473	.30	.28	.24	TP42C	.52	.49	.38	40066	.36	.34	.27	7483	.32	.31	.24	74167	.47	.46	.35
BC474	.23	.22	.17	TP42C	1.32	1.25	.97	40405	.37	.35	.28	7484	.28	.26	.21	74170	1.15	1.09	.85
BC475	.23	.22	.17	TP42C	1.38	1.32	1.00	40407	.37	.35	.28	7485	.40	.38	.30	74172	.99	.94	.73
BC476	.24	.23	.18	TP46	.56	.54	.42	40411	.80	.76	.59	7485	.42	.40	.31	74173	1.78	1.68	1.38
BC477	.21	.20	.16	TP3055	.56	.54	.42	40411	.80	.76	.59	7486	.18	.17	.13	74174	.65	.61	.48
BC478	.21	.20	.16	TP3055	.56	.54	.42	40411	.80	.76	.59	7486	.18	.17	.13	74174	.65	.61	.48
BC479	.21	.20	.16	TP3055	.56	.54	.42	40411	.80	.76	.59	7486	.18	.17	.13	74174	.65	.61	.48
BC480	.21	.20	.16	TP3055	.56	.54	.42	40411	.80	.76	.59	7486	.18	.17	.13	74174	.65	.61	.48
BC481	.21	.20	.16	TP3055	.56	.54	.42	40411	.80	.76	.59	7486	.18	.17	.13	74174	.65	.61	.48
BC482	.21	.20	.16	TP3055	.56	.54	.42	40411	.80	.76	.59	7486	.18	.17	.13	74174	.65	.61	.48
BC483	.21	.20	.16	TP3055	.56	.54	.42	40411	.80	.76	.59	7486	.18	.17	.13	74174	.65	.61	.48
BC484	.21	.20	.16	TP3055	.56	.54	.42	40411	.80	.76	.59	7486	.18	.17	.13	74174	.65	.61	.48
BC485	.21	.20	.16	TP3055	.56	.54	.42	40411	.80	.76	.59	7486	.18	.17	.13	74174	.65	.61	.48
BC486	.21	.20	.16	TP3055	.56	.54	.42	40411	.80	.76	.59	7486	.18	.17	.13	74174	.65	.61	.48
BC487	.21	.20	.16	TP3055	.56	.54	.42	40411	.80	.76	.59	7486	.18	.17	.13	74174	.65	.61	.48
BC488	.21	.20	.16	TP3055	.56	.54	.42	40411	.80	.76	.59	7486	.18	.17	.13	74174	.65	.61	.48
BC489	.21	.20	.16	TP3055	.56	.54	.42	40411	.80	.76	.59	7486	.18	.17	.13	74174	.65	.61	.48
BC490	.21	.20	.16	TP3055	.56	.54	.42	40411	.80	.76	.59	7486	.18	.17	.13	74174	.65	.61	.48
BC491	.21	.20	.16	TP3055	.56	.54	.42	40411	.80	.76	.59	7486	.18	.17	.13	74174	.65	.61	.48
BC492	.21	.20	.16	TP3055	.56	.54	.42	40411	.80	.76	.59	7486	.18	.17	.13	74174	.65	.61	.48
BC493	.21	.20	.16	TP3055	.56	.54	.42	40411	.80	.76	.59	7486	.18	.17	.13	74174	.65	.61	.48
BC494	.21	.20	.16	TP3055	.56	.54	.42	40411	.80	.76	.59	7486	.18	.17	.13	74174	.65	.61	.48
BC495	.21	.20	.16	TP3055	.56	.54	.42	40411	.80	.76	.59	7486	.18	.17	.13	74174	.65	.61	.48
BC496	.21	.20	.16	TP3055	.56	.54	.42	40411	.80	.76	.59	7486	.18	.17	.13	74174	.65	.61	.48
BC497	.21	.20	.16	TP3055	.56	.54	.42	40411	.80	.76	.59	7486	.18	.17	.13	74174	.65	.61	.48
BC498	.21	.20	.16	TP3055	.56	.54	.42	40411	.80	.76	.59	7486	.18	.17	.13	74174	.65	.61	.48
BC499	.21	.20	.16	TP3055	.56	.54	.42	40411	.80	.76	.59	7486	.18	.17	.13	74174	.65	.61	.48
BC500	.21	.20	.16	TP3055	.56	.54	.42	40411											

LINEAR		LM380	60p	SN76013ND	TBA700	180p
AY38500	450p	LM381N	90p	SN76023N	TBA720Q	225p
CA3039	70p	LM382	90p	SN76023N	TBA750Q	200p
CA3046	60p	LM391	180p	SN76033ND	TBA800	80p
CA3060	225p	LM555	25p	SN76033N	TBA810	100p
CA3065	200p	LM709C	40p	SN76227N	TBA820	100p
CA3076	250p	LM710T05	60p	SN76228N	TBA920Q	280p
CA3080	75p	LM710DIL	65p	SN76660N	TCA270Q	220p
CA3084	250p	LM723T05	40p	TAA300	TCA270S	220p
CA3085	85p	LM723DIL	40p	TAA350	TCA760	300p
CA3086	60p	LM733	120p	TAA550	TCA4500A	450p
CA3088	190p	LM741	20p	TAA570	TDA1008	350p
CA3089	160p	LM748	40p	TAA661B	TDA1034	450p
CA3090AQ	360p	LM1303N	100p	TAA700	TDA2002	300p
CA3123E	130p	LM1458	100p	TAA790	TDA2020	300p
CA3130	100p	LM3080	75p	TAD100	TLO84	120p
CA3140	60p	LM3900	55p	TAD110	XR320	250p
LF356	80p	LM3909N	65p	TBA120S	XR2206	450p
LF357	80p	MC1310P	140p	TBA120T	XR2207	450p
LM211H	250p	MC1312P	150p	TBA480Q	XR2208	600p
LM300TRS	170p	MC1314P	190p	TBA520Q	XR2216	650p
LM301AN	30p	MC1315P	230p	TBA530Q	XR2567	250p
LM304	200p	MK50398	650p	TBA540	XR4136	150p
LM307N	65p	MM5314	380p	TBA550Q	XR4202	150p
LM308T05	100p	MM5316	480p	TBA560C	XR4212	150p
LM308DIL	100p	NE529K	150p	TBA641A12	2N414	100p
LM309K	100p	NE555	25p		95H90	700p
LH310T05	150p	NE556	90p			
LM311T05	150p	NE562B	400p			
LM317K	325p	SAD1024	1500p			
LM324	70p	SL917B	650p			
LM339	60p	SN76003N	150p			
LM348N	80p	SN76013N	110p			

In 4148 diodes by I.T.T./Texas 100 for £1.50
 Static RAM 2102 1024 x 1 bit 450 nano sec £1.00 each
 2112 256 x 4 bit 450 nano sec £2.50
 Murata ultrasonic transducers 40kHz £2.00 each or £3.50 pair
 ALL PRICES INCLUDE POST AND VAT

7400	10p	7432	20p	7482	75p	74126	35p	74155	45p	74181	130p
7401	10p	7433	28p	7483	75p	74128	60p	74156	45p	74182	50p
7402	10p	7437	20p	7484	70p	74130	120p	74157	45p	74184	120p
7403	10p	7438	20p	7485	60p	74131	90p	74160	55p	74185	100p
7404	12p	7440	12p	7486	25p	74132	45p	74161	55p	74188	320p
7405	12p	7441	45p	7489	130p	74135	90p	74162	55p	74190	70p
7406	25p	7442	40p	7490	25p	74136	80p	74163	55p	74191	70p
7407	25p	7443	60p	7491	40p	74137	90p	74164	60p	74192	60p
7408	12p	7444	60p	7492	35p	74138	100p	74165	60p	74193	60p
7409	12p	7445	65p	7493	30p	74141	50p	74166	75p	74194	55p
7410	12p	7446	50p	7494	70p	74142	180p	74167	160p	74195	50p
7411	15p	7447	50p	7495	45p	74143	270p	74170	100p	74196	50p
7412	15p	7448	50p	7496	45p	74144	270p	74173	80p	74197	50p
7413	25p	7450	12p	7497	120p	74145	55p	74174	60p	74198	100p
7414	45p	7451	12p	74100	80p	74147	100p	74175	60p	74199	100p
7416	25p	7453	12p	74104	40p	74148	90p	74176	50p	74293	90p
7417	25p	7454	12p	74105	40p	74150	65p	74177	50p	741500	18p
7420	12p	7460	12p	74107	25p	74151	45p	74178	75p	745112	80p
7421	20p	7470	25p	74108	100p	74153	45p	74179	120p		
7422	15p	7472	20p	74109	25p	74154	70p	74180	90p		
7423	20p	7473	25p	74118	75p						
7425	20p	7474	25p	74120	80p						
7426	22p	7475	25p	74121	25p						
7427	22p	7476	25p	74122	35p						
7428	25p	7480	40p	74123	40p						
7430	12p	7481	85p	74125	35p						

T. POWELL
 306 St Paul's Road London N1
 Telephone 01-226 1489
 Barclay / Access credit cards accepted

ELECTRONICS SUPPLIERS, SHOPS, IMPORTERS, MANUFACTURERS: **HONG KONG IS CHEAPER**

Owing to the rising value of the Japanese Yen, products from Japan are becoming very expensive.

We have equivalent quality products at far better prices from Hong Kong, Taiwan and Korea.

We can supply in both large and small quantities with proven quality.

Even if you have never imported goods before, we can show you how!

86 pages, comprehensive, fully priced catalogue available: specialising in products for the electronics hobbyist.



Catalogue \$US4.00 to cover airmail postage.

**DICK SMITH
 ELECTRONICS (HK) LTD.**
 Retail Showroom & Buying Office
 29-39 Ashley Rd, Kowloon, H.K.
 Tel. 3-669 352 Tlx. 64398
**Call in when you're next
 in Hong Kong!**



WW - 091 FOR FURTHER DETAILS

BRITEC

makes things happen

with the DIOTESTOR portable in-circuit tester, for NPN and PNP transistors and diodes without unsoldering. Diodes or unmounted devices can also be tested using the adaptor or extension lead with clips - both provided. Weight 5½ oz. Measures 9" x 1½" diameter in unbreakable Rilsan.

For full information of the BRITEC product ranges write or telephone
BRITEC LTD. 17 Devonshire Road, Forest Hill, London SE23 3N
 Telephone: 01.699 8844
 Telex: 896161

ELESTA
ACCEL Baumer **BECLWE** **LEINE & LINDE** **PRESTON**

WW - 093 FOR FURTHER DETAILS

BOOKS AND COMPONENTS

BOOKS BY BABANI

BP6	Engineers' & Machinists' Ref. Tables	£0.40†
BP14	2nd Book Transistor Equivs & Subs	£1.10†
BP22	79 Electronic Novelty Circuits	£0.75†
BP24	52 Projects Using IC741 (or Equiv)	£0.75†
BP26	Radio Antenna Book Long Distance Reception & Transmission	£0.85†
BP27	Giant Chart of Radio Electronic Semiconductor & Logic Symbols	£0.60†
BP32	Build Metal & Treasure Locators	£0.85†
BP34	Practical Repair / Renovation C/TV	£0.95†
BP35	Handbook of IC Audio Preamplifier & Power Amplifier Construction	£0.95†
BP36	50 Ccts use Germ /Sil/Zener Diodes	£0.75†
BP37	50 Projs Using Relays /SCR/Triacs	£1.10†
BP39	50 Field Effect Trans Projects	£1.25†
BP40	Digital IC Equivs & Pin Connection	£2.50†
BP41	Linear IC Equivs & Pin Connection	£1.25†
BP42	50 Simple LED Circuits	£0.75†
BP43	How to make Walkie-Talkies	£1.25†
BP44	IC 555 Timer Projects	£1.45†
BP45	Projects on Opto-electronics	£1.25†
BP46	Radio Circuits Using ICs	£1.35†
BP47	Mobile Discotèque Handbook	£1.35†
BP48	Electronics Projects for Beginners	£1.35†
BP49	Popular Electronic Projects	£1.45†
BP50	IC LM3900 Projects	£1.35†
BP55	Radio Stations Guide	£1.45†
BP160	Coil Design & Construction Manual	£0.85†
BP202	Handbook of Integrated Circuits Equivalents & Substitutes	£0.75†
BP205	1st Book Hi-Fi Speaker Enclosures	£0.75†
BP213	Circuits for Model Railways	£0.85†
BP215	Shortwave Circuits & Gear for Experiments & Radio Hams	£0.85†
BP216	Electronic Gadgets & Games	£0.85†
BP217	Solid State Power Supply Handbook	£0.85†
BP221	28 Tested Transistor Projects	£0.95†
BP222	Short-wave Receivers for Beginners	£0.95†
BP223	50 Projects using IC CA3130	£0.95†
BP224	50 CMOS IC Projects	£0.95†
BP225	A Practical Intro to Digital ICs	£0.95†
BP226	Build Advanced Short-wave Receivers	£1.20†
BP227	Beginners' Guide to Building Electronic Projects	£1.25†

NEWNES BOOKS — NEW V.A.T Zero Rated

ORDER NO.	DESCRIPTION	PRICE
216	Transistors 3rd Ed.	£1.00†
217	Integrated Circuits	£1.00†
218	Radio & Television	£1.25†
219	Electronics	£1.15†
220	Colour TV 2nd Ed.	£1.15†
221	Hi-Fi	£1.15†
222	20 Solid State Proj. for Car	£1.95†
223	20 Solid State Proj. for Home	£1.95†
224	110 Int. Circ. Proj. for Home	£2.95†
225	110 Thyristor Projects	£2.50†
226	Operational Amp. Proj. for Home	£2.50†
227	110 Practical IC Proj. for Home	£2.75†
228	Electricity	£1.15†
229	Beginners' Guide to Electronics	£2.25†
230	Beginners' Guide to Television	£2.25†
231	Beginners' Guide to Transistors	£2.25†
232	Beginners' Guide To Electric Wiring	£2.25†
233	Beginners' Guide to Radio	£2.75†
234	Guide to Colour TV	£2.25†
235	Electronic Diagrams	£1.80†
236	Electronic Components	£1.80†
237	Printed Circuit Assembly	£1.80†
238	Transistor Pocket Book	£3.90†
239	50 Photoelectric Circuits	£1.80†
240	Semiconductor Handbook — Part 1	£5.25†
241	Semiconductor Handbook — Part 2	£4.28†
242	Electronics Pocket Book	£3.90†
243	Radio Valve & Semiconductor Data	£2.40†
244	Beginners' Guide to Integrated Circuits	£2.75†

209	BI-PAK TTL Data Book	£0.50†
	BI-PAK CMOS Data Book	£0.45†

P.C.B. BOARDS

C26	4 places 8" x 3 3/4" (approx.) Single-sided fibreglass	80p
C27	3 pieces 7" x 3 1/4" (approx.) Double-sided fibreglass	60p

SWITCHES

Description	No.	Price
DPDT miniature slide	1973	£0.14*
DPDT standard slide	1974	£0.15*
Toggle switch SPST 1 1/2 amp 250V a.c.	1975	£0.33*
Toggle switch DPDT 1 amp 250V a.c.	1976	£0.42*
Rotary on-off mains switch	1977	£0.50*
Push switch — Push to make	1978	£0.14*
Push switch — Push to break	1979	£0.18*

Colour	No.	Price
RED	1980	£0.30*
BLACK	1981	£0.30*
WHITE	1982	£0.30*
BLUE	1983	£0.30*
YELLOW	1984	£0.30*
LUMINOUS	1985	£0.30*

Description	No.	Price
Miniature SPST toggle, 2 amp 250V a.c.	1958	£0.70*
Miniature SPST toggle, 2 amp 250V a.c.	1959	£0.75*
Miniature DPDT toggle, 2 amp 250V a.c.	1960	£0.80*
Miniature DPDT toggle, centre off, 2 amp 250V a.c.	1961	£0.95*
Push-button SPST, 2 amp 250V a.c.	1962	£0.90*
Push-button SPST, 2 amp 250V a.c.	1963	£0.95*
Push-button DPDT, 2 amp 250V a.c.	1964	£1.20*

MIDGET WAFER SWITCHES

Single-bank wafer type — suitable for switching at 250V a.c. 100mA or 150V d.c. in non-reactive loads make-before-break contacts. These switches have a spindle 0.25in dia. and 30° indexing.

Description	Order No.	Price
1 pole 12 way	1965	£0.48*
2 pole 6 way	1966	£0.48*
3 pole 4 way	1967	£0.48*
4 pole 3 way	1968	£0.48*

Description	Order No.	Price
Plastic button gives simple 1 pole change over action	1970	£0.25

FUSE HOLDERS AND FUSES

Description	Order No.	Price
20mm x 5mm chassis mounting	506	£0.16*
1 1/4in x 1/4in chassis mounting	507	£0.12*
1 1/4in car inline type	508	£0.16*
Panel mounting 20mm	509	£0.20*
Panel mounting 1 1/4in	510	£0.32*

QUICK BLOW 20mm

Type	No.	Type	No.	Type	No.
150mA	611	6p 1A	615	5p 3A	619
250mA	612	5p 1.5A	616	6p 4A	620
550mA	613	5p 2A	617	5p 5A	621
800mA	614	7p 2.5A	618	6p	

ANTI-SURGE 20mm

Type	No.	Type	No.	Type	No.
100mA	622	1A	625	2.5A	628
250mA	623	2A	626	3.15A	629
500mA	624	1.6A	627	5A	630

All 7p each

QUICK BLOW 1 1/4in

Type	No.	Type	No.	Type	No.
250mA	631	500mA	632	800mA	634

All 7p each

Type	No.	Type	No.	Type	No.
1A	635	2.5A	638	4A	641
2A	637	3A	639	5A	642

All 6p each

NUTS AND BOLTS

BA BOLTS — packs of BA threaded cadmium plated screws slotted cheese head

Supplied in multiples of 50

Type	No.	Price	Type	No.	Price
1in OBA	839	£1.20	1/2in 4BA	846	£0.32
1/2in OBA	840	£0.75	1/4in 4BA	847	£0.25
1in 2BA	842	£0.65	1in 6BA	848	£0.40
1/2in 2BA	843	£0.45	1/2in 6BA	849	£0.21
1/4in 2BA	844	£0.52	1/4in 6BA	850	£0.25
1in 4BA	845	£0.44			

BA NUTS — packs of cadmium plated full nuts in multiples of 50

Type	No.	Price	Type	No.	Price
OBA	855	£0.72	4BA	857	£0.30
2BA	856	£0.48	6BA	858	£0.24

BA WASHERS — flat cadmium plated plain stamped washers supplied in multiples of 50

Type	No.	Price	Type	No.	Price
OBA	859	£0.14	4BA	861	£0.12
2BA	860	£0.12	6BA	862	£0.12

SOLDER TAGS — hot tinned supplied in multiples of 50

Type	No.	Price	Type	No.	Price
OBA	851	£0.40	4BA	853	£0.22
2BA	852	£0.28	6BA	854	£0.22

TRANSFORMERS

MINIATURE MAINS Primary 240V

No.	Secondary	Price
2021	6V-0-6V 100mA	90p*
2022	9V-0-9V 100mA	90p*
2023	12V-0-12V 100mA	£1.12*

MINIATURE MAINS Primary 240V

with two independent secondary windings

No.	Type	Price
2024	MT280-0-6V. 0-6V RMS	£1.80*
2025	MT150-0-12V. 0-12V RMS	£1.60*

1 AMP MAINS Primary 240V

No.	Secondary	Price	P.&P.
2026	6V-0-6V 1 amp	£2.50*	45p
2027	9V-0-9V 1 amp	£2.00*	55p
2028	12V-0-12V 1 amp	£2.60*	66p
2029	15V-0-15V 1 amp	£2.75*	86p
2030	30V-0-30V 1 amp	£3.45*	86p

STANDARD MAINS Primary 240V
Multi-tapped secondary mains transformers available in 1/2 amp, 1 amp and 2 amp current rating. Secondary taps are 0-19-25-33-40-50V.

Voltagess available by use of taps:
4, 7, 8, 10, 14, 15, 17, 19, 25, 31, 33, 40, 25-0-25V.

No.	Rating	Price	P.&P.
2031	1/2 amp	£3.40*	86p
2032	1 amp	£4.45*	86p
2033	2 amp	£5.45*	£1.10

AUDIO LEADS

107	FM Indoor Ribbon Aerial	£0.60*
113	3.5mm Jack plug to 3.5mm Jack plug. Length 1.5m	£0.75*
114	5 pin DIN plug to 3.5mm Jack connected to pins 3 & 5. Length 1.5m	£0.85*
115	5 pin DIN plug to 3.5mm Jack connected to pins 1 & 4. Length 1.5m	£0.85*
116	Car aerial extension. Screened insulated lead. Fitted plug & skt.	£1.25*
117	AC mains connecting lead for cassette recorders & radios, 2 metres	£0.68*
118	5 pin DIN phono plug to stereo headphone Jack socket	£1.05*
119	2+2 pin DIN plugs to stereo Jack socket with attenuation network for stereo headphones. Length 0.2m	£0.90*
120	Car stereo connector. Variable geometry plug to fit most car cassette, 8-track cartridge & combination units. Supplied with inline fused power lead and instructions	£0.80*
123	8.6m Coiled Guitar Lead Mono Jack Plug to Mono Jack Plug BLACK	£1.50*
124	3 pin DIN plug to 3 pin DIN plug. Length 1.5m	£0.75*
125	5 pin DIN plug to 5 pin DIN plug. Length 1.5m	£0.75*
126	5 pin DIN plug to Tinned open end. Length 1.5m	£0.75*
127	5 pin DIN plug to 4 Phono Plugs. All colour coded. Length 1.5m	£1.30*
128	5 pin DIN plug to 5 pin DIN socket. Length 1.5m	£0.80*
129	5 pin DIN plug to 5 pin DIN plug mirror image. Length 1.5m	£1.05*
130	2 pin DIN plug to 2 pin DIN inline socket. Length 5m	£0.68*
131	5 pin DIN plug to 3 pin DIN plug, 1 & 4 and 3 & 5. Length 1.5m	£0.83*
132	2 pin DIN plug to 2 pin DIN socket. Length 10m	£0.98*
133	5 pin DIN plug to 2 phono plugs. Connected pins 3 & 5. Length 1.5m	£0.75*
134	5 pin DIN plug to 2 phono sockets. Connected pins 3 & 5. Length 23cm	£0.68*
135	5 pin DIN socket to 2 phono plugs. Connected pins 3 & 5. Length 23cm	£0.68*
136	Coiled stereo headphone extension lead. Black. Length 6m	£1.75*
17B	AC mains lead for calculators, etc.	£0.45*

CASES AND BOXES

INSTRUMENT CASES. In two sections vinyl covered top and sides, aluminium bottom, front and back.

No.	Length	Width	Height	Price
155	8in	5 1/2in	2in	£1.25
156	11in	6in	3in	£2.12
157	6in	4 1/2in	1 1/2in	£1.30
158	9in	5 1/2in	2 1/2in	£1.76

ALUMINIUM BOXES. Made from bright ali., folded construction each box complete with half inch deep lid and screws.

No.	Length	Width	Height	Price
159	5 1/2in	2 1/2in	1 1/2in	62p
160	4in	4in	1 1/2in	62p
161	4in	2 1/2in	1 1/2in	62p
162	5 1/2in	4in	1 1/2in	70p
163	4in	2 1/2in	2in	64p
164	3in	3in	1in	44p
165	7in	5in	2 1/2in	£1.04
166	8in	6in	3in	£1.32
167	6in	4in	2in	86p

V.A.T. Add 12 1/2% to prices marked*. 8% to those unmarked. Items marked † are zero rated. P.&P. 35p unless otherwise shown.

BI-PAK

DEPT. WW5, P.O. Box 6, Ware, Herts
COMPONENTS SHOP: 18 BALDOCK STREET, WARE, HERTS



NRDC-AMBISONIC UHJ



SURROUND SOUND DECODER

The **first ever** kit specially produced by Integrex for this British NRDC backed surround sound system which is the result of 7 years' research by the Ambisonic team. W.W. July, Aug., '77.

The unit is designed to decode not only UHJ but virtually all other 'quadrophonic' systems (Not CD4), including the new BBC HJ 10 inch selections.

The decoder is linear throughout and does not rely on listener fatiguing logic enhancement techniques. Both 2 or 3 input signals and 4 or more output signals are provided in this most versatile unit. Complete with mains power supply, wooden cabinet, panel, knobs, etc.

Complete kit, including licence fee **£49.50 + VAT**
or ready built and tested **£67.50 + VAT**

NEW S5050A STEREO AMP

50 watts rms-channel. 0.015% THD. S/N 90 dB, Mags/n 80 dB.

Tone cancel switch. 2 tape monitor switches.

Complete kit only **£63.90 + VAT.**

Wireless World DolbyTM noise reducer

Trademark of Dolby Laboratories Inc.



Featuring:

- switching for both encoding (low-level h.f. compression) and decoding
- a switchable f.m. stereo multiplex and bias filter.
- provision for decoding Dolby f.m. radio transmissions (as in USA).
- no equipment needed for alignment.
- suitability for both open-reel and cassette tape machines.
- check tape switch for encoded monitoring in three-head machines.

Typical performance

Noise reduction better than 9dB weighted.
Clipping level 16.5dB above Dolby level (measured at 1% third harmonic content)

Harmonic distortion 0.1% at Dolby level typically 0.05% over most of band, rising to a maximum of 0.12%

Signal-to-noise ratio: 75dB (20Hz to 20kHz, signal at Dolby level) at Monitor output

Dynamic Range >90db

30mV sensitivity.

Complete Kit **PRICE: £43.90 + VAT**

Also available ready built and tested **Price £59.40 + VAT**

Calibration tapes are available for open-reel use and for cassette (specify which) **Price £2.40 VAT***

Single channel plug-in DolbyTM PROCESSOR BOARDS (92 x 87mm) with gold plated contacts are available with all components **Price £9.00 + VAT**

Single channel board with selected fet **Price £2.75 + VAT***

Gold Plated edge connector **Price £1.75 + VAT***

Selected FETs **65p** each + VAT, **110p** + VAT for two, **£2.10** + VAT for four.

Please add VAT @ 12½% unless marked thus*, when 8% applies (or current rates)

We guarantee full after-sales technical and servicing facilities on all our kits, have you checked that these services are available from other suppliers?



INTEGREX LTD.

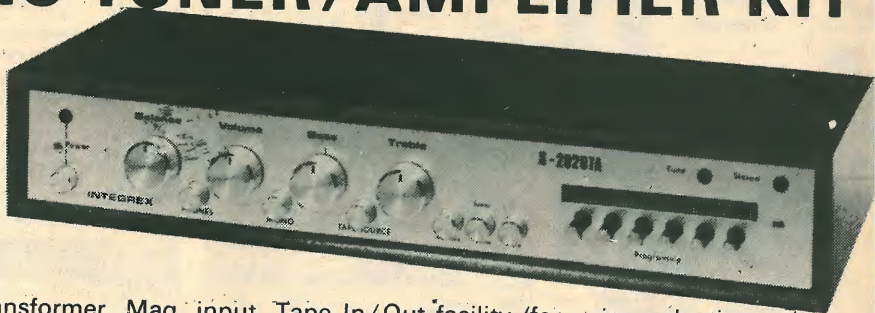
Please send SAE for complete lists and specifications
Portwood Industrial Estate, Church Gresley,
Burton-on-Trent, Staffs DE11 9PT
Burton-on-Trent (0283) 215432 Telex 377106

INTEGREX

S-2020TA STEREO TUNER/AMPLIFIER KIT

SOLID MAHOGANY CABINET


A high-quality push-button FM Varicap Stereo Tuner combined with a 24W r.m.s. per channel Stereo Amplifier.



Brief Spec. Amplifier Low field Toroidal transformer, Mag. input, Tape In/Out facility (for noise reduction unit, etc.), THD less than 0.1% at 20W into 8 ohms. Power on/off FET transient protection. All sockets, fuses, etc., are PC mounted for ease of assembly. Tuner section uses 3302 FET module requiring no RF alignment, ceramic IF, INTERSTATION MUTE, and phase-locked IC stereo decoder. LED tuning and stereo indicators. Tuning range 88-104MHz. 30dB mono S/N @ 1.2µV. THD 0.3%. Pre-decoder 'birdy' filter. **PRICE: £59.95 + VAT**
Nelson-Jones Mk. 2 Stereo FM Tuner Kit. Price: £69.95 + VAT.

NELSON-JONES MK. I STEREO FM TUNER KIT

A very high performance tuner with dual gate MOSFET RF and Mixer front end, triple gang varicap tuning, and dual ceramic filter/dual IC IF amp.



Brief Spec. Tuning range 88-104MHz. 20dB mono quieting @ 0.75µV. Image rejection - 70dB. IF rejection - 85dB. THD typically 0.4%. IC stabilized PSU and LED tuning indicators. Push-button tuning and AFC unit. Choice of either mono or stereo with a choice of stereo decoders.

Compare this spec. with tuners costing twice the price.



Sens. 30dB S/N mono @ 1.2µV
THD typically 0.3%
Tuning range 88-104MHz
LED sig. strength and stereo indicator

Mono £36.40 + VAT


With ICPL Decoder £40.67 + VAT

**With Portus-Haywood Decoder
£44.20 + VAT**

STEREO MODULE TUNER KIT

A low-cost Stereo Tuner based on the 3302 FET RF module requiring no alignment. The IF comprises a ceramic filter and high-performance IC Variable INTERSTATION MUTE. PLL stereo decoder IC. Pre-decoder 'birdy' filter Push-button tuning

PRICE: Stereo £33.95 + VAT



S-2020A AMPLIFIER KIT

Developed in our laboratories from the highly successful "TEXAN" design. PC mounting potentiometers, switches, sockets and fuses are used for ease of assembly and to minimize wiring Power 'on/off' FET transient protection.

Typ Spec. 24+24W r.m.s. into 8-ohm load at less than 0.1% THD. Mag. PU input S/N 60dB. Radio input S/N 72dB. Headphone output. Tape In/Out facility (for noise reduction unit, etc.). Toroidal mains transformer.

PRICE: £35.95 + VAT

BASIC NELSON-JONES TUNER KIT £15.70 + VAT

PHASE-LOCKED IC DECODER KIT . . . £4.47 + VAT

BASIC MODULE TUNER KIT (stereo) £18.50 + VAT

PUSH-BUTTON UNIT £6.00 + VAT

PORTUS-HAYWOOD PHASE-LOCKED STEREO DECODER KIT £8.80 + VAT

West Hyde have more than 600 different instrument cases in stock + accessories

WH FRONT FURNITURE

These drawings show some typical modules actual size,

being from top downwards, light-emitting diode, dual light emitting diode, test jack, dual test jack, fuse holder, wirewound potentiometer, slide switches, toggle switch and step switch.

Send for catalogue

This is logical miniaturisation.

It all fits together on a 0.1" module, look at the front panel work this saves.

Already used as standard by leading continental manufacturers like A.E.G. and Siemens, F.F. front panel furniture parallels behind panel advances. Each unit on a 10.16 mm module fitting into a slot as a standard panel in any combination, means swift exact work. All module pins are on a 2.5 mm grid and each part locates to its neighbour. This is an important advance in front panel assembly.

ff

WH KNOBS

Send for Mentor Catalogue

Hundreds of knobs to choose from

West Hyde stock thousands of knobs: collet, screw fixing, plastic, aluminium, fluted, textured, smooth, wing, pointer, insulated, slow-motion, digital, crank-handle, heavy-duty, contemporary, dual, diamond turned. With shafts 3 mm to 10 mm and diameters from 8 mm to 58 mm. See catalogue for prices.

WH SWIFT

It's a winner!

Swiftcase wins industrial design award at Hanover

A case for good looks, strength and efficiency. Particularly suitable for applications needing power dissipation.

	L	B	H	
SWF 212	432	268	88.9	£21.75
SWF 222	219	268	88.9	£16.95
SWF 312	432	268	133.4	£25.65
SWF 322	219	268	133.4	£19.95

WH PRINCESS

Moulded in two parts in ABS; in four sizes

- The largest for keyboards displays etc.
- Prestige display of data inputs, large calculators.
- Still ample room for keyboard and visual display or meters.
- Elegant hand-held keyboards take a Eurocard.

Colour: black case base and either a black or tan top.

PR1	£16.50	PR2	£12.90
PR3	£7.00	PR4	£3.90

WH HANDLES

West Hyde have a wide range of high quality handles in nylon, chromium, anodised, flush, extruded, carrying and heavy duty.

Chromium from	81p	Extruded from	2.19
Nylon from	1.06	PVC from	76p
Pivoting from 4.37			
Flush precision from 5.28			
V. heavy duty from 8.25			

WH MINOS

Very smart miniatures moulded in gloss black or white ABS with high impact strength.

Front panels in aluminium, white PVC/steel or moulded. Guides for P.C.B.s, dividers or screens, also internal pillars for 'P' clips. Recess on the back for decals etc.

	I	B	H	
MIN 021	100	85	50	.75
MIN 025	115	85	50	.85
MIN 030	130	100	50	.94
MIN 040	200	130	65	1.83

WH MOD-3

Attractive gloss blue PVC/Steel cases of wrap-round construction. Removable front and back panels give full access. Grey PVC/steel panels accept Letraset. Supplied with W.H. self-adhesive feet. Black cases also available, slight extra cost.

	I	H	B	
301	156	68	133	7.91
302	156	106	133	8.13
303	156	145	133	9.45
304	257	68	133	8.64
305	257	106	133	10.11
306	257	145	133	12.09

NOTE NEW ADDRESS All West Hyde cases are available with substantial discounts for quantities. Most cases have discounts at 5, 10 and 25 off with discounts up to 25% at 100 off. Prices include P&P and are net VAT, and are less 10% if collected on first two price breaks on cases only. Send for catalogue. Prices correct at press date.

WEST HYDE DEVELOPMENTS LIMITED, Unit 9, Park Street Industrial Estate, AYLESBURY, BUCKS. HP20 1ET. Phone: Aylesbury (0296) 20441. Telex: 83570 WW - 071 FOR FURTHER DETAILS

Largest range of quality components in the U.K. - over 8,000 types stocked

Marshall's

Head Office and Mail Order to: Dept. W.W.
A. Marshall (London) Ltd.
Kingsgate House, Kingsgate Place
London, NW6 4TA. Tel: 01-624 0805
Tlx. 21442

Retail sales: London: 40 Cricklewood Broadway, NW2 3ET. Tel: 01-452 0161/2. Also 325 Edgware Road, W2. Tel: 01-723 4242.
Glasgow: 85 West Regent Street, G2 2QD. Tel: 041-332 4133 and Bristol: 1 Straits Parade, Fishponds, BS16 2LX. Tel: 0272 654201.

TRANSISTORS (full range in catalogue)

2N696 N70 .39	2N1485 N70 2.20	AF139 P65 .75	AF172 P98 .70
2N697 N70 .31	2N1507 N70 .35	AF178 P64 1.30	AF178 P64 1.30
2N699 N70 .49	2N1524 P54 .60	AF185 P65 .55	AF185 P65 .55
2N700 N70 .58	2N1553 P66 1.50	AF200 P20 1.30	AF200 P20 1.30
2N705 N70 .30	2N1613 N70 .30	AF201 P20 1.30	AF201 P20 1.30
2N706A N70 .30	2N1637 P70 .72	AF239 P65 .70	AF239 P65 .70
2N708 N70 .30	2N1638 P54 .70	AF240 P65 1.25	AF240 P65 1.25
2N710 N70 .30	2N1711 N70 .30	AF273 P99 .80	AF273 P99 .80
2N718 N70 .54	2N1899 N70 .30	AF280 P99 .95	AF280 P99 .95
2N720A N70 .85	AC126 P54 .48	AF42 AF42	AF42 AF42
2N721 P70 1.05	AC127 N54 .48	AU110 P66 1.70	AU110 P66 1.70
2N722 P70 .45	AC128 P54 .48	AU113 P66 1.70	AU113 P66 1.70
2N717 P70 .50	AC151 P54 .43	BC107 A/B N70 .16	BC108 A/B/C N70 .16
2N723 N70 .35	AC152 P54 .54	BC108 A/B/C N70 .16	BC108 A/B/C N70 .16
2N740 N70 .35	AC153 P54 .59	BC113 N54 .22	BC113 N54 .22
2N760 P70 .35	AC158 P54 .59	BC114 N54 .22	BC114 N54 .22
2N769 P70 .35	AC159 P54 .59	BC115 N54 .22	BC115 N54 .22
2N814 N70 .38	AC176 N54 .54	BC170 P70 .21	BC170 P70 .21
2N816 N70 .33	AC187 N54 .59	BC171 P70 .26	BC171 P70 .26
2N817 N65 .38	AC188 P54 .54	BC172 P70 .18	BC172 P70 .18
2N818 N65 .45	AC189 P54 .54	BC177 P70 .70	BC177 P70 .70
2N829 N70 .37	AC188 P54 .54	BC178 P70 .43	BC178 P70 .43
2N829A N70 .37	AD136 P59 2.75	BC179 P70 .41	BC179 P70 .41
2N930 N70 .37	AD142 P66 1.45	BC197 N101 3.35	BC197 N101 3.35
2N930A N70 .95	AD143 P66 1.45	BC198 N101 3.59	BC198 N101 3.59
2N1131 P70 .32	AD149 P66 2.85	BC199 N101 3.80	BC199 N101 3.80
2N1132 P70 .35	AD150 P66 2.85	BC115 N54 .22	BC115 N54 .22
2N1204 P70 1.65	AD161 N66 3.10	BC116 N66 1.35	BC116 N66 1.35
2N1302 N70 .80	AD162 P66 1.00	BC121 N66 2.20	BC121 N66 2.20
2N1303 P70 .80	AF106 P65 .60	BC131 N67 .55	BC131 N67 .55
2N1304 N70 .80	AF109 P65 .62	BC132 N67 .75	BC132 N67 .75
2N1305 P70 .80	AF114 P64 .70	BC135 N67 .40	BC135 N67 .40
2N1306 N70 1.00	AF115 P64 .70	BC136 P67 .40	BC136 P67 .40
2N1307 P70 1.00	AF116 P64 .70	BC137 N67 .41	BC137 N67 .41
2N1308 N70 1.10	AF117 P64 .70	BC138 P67 .41	BC138 P67 .41
2N1309 P70 1.10	AF118 P64 .70	BC139 N67 .43	BC139 N67 .43
2N1370 P70 .55	AF124 P70 .70	BC139 N67 .43	BC139 N67 .43
2N1420 N70 .55	AF125 P70 .70	BC139 N67 .43	BC139 N67 .43
2N1483 N70 1.85	AF126 P70 .70	BC139 N67 .43	BC139 N67 .43

LINEAR (see catalogue for full range)

CA3013 £1.85	SL610C £2.75	SN78001H £1.30	TA6203 £1.35	TA6700 £3.50
CA3014 £2.20	SL611C £2.75	SN78003H £3.80	TA6200 £3.70	TA680A £1.45
CA3018 £0.75	SL612C £2.75	SN78008KE £1.95	TA6211 £1.10	TA680B £1.45
CA3018A £1.10	SL620C £3.85	SN78013H £2.64	TA6222 £1.65	TA6812 £0.80
CA3020 £2.20	SL621C £3.75	SN78013HD £1.72	TA6250 £0.48	TA6831 £0.95
CA3020A £2.50	SL623C £8.25	SN78018KE £1.90	TA6611B £2.30	TA6834 £0.90
CA3021 £2.40	SL630C £2.60	SN78022H £2.95	TA6611 £2.50	TA6835 £1.80
CA3022 £2.20	SL640C £4.40	SN78022HD £1.72	TA6611A £1.85	TA6836 £1.20
CA3023 £2.20	SL611C £4.40	SN78033H £3.80	TA6618 £1.45	TA6840 £2.20
CA3026 £0.70	SL710C £2.50	SN78110H £1.30	TA6700 £1.65	TA6840 £1.80
CA3028A £0.90	CA3088F £1.87	SN78115H £1.85		
CA3028B £1.25	CA3088E £2.90	SN78116H £1.80		

NEW 1979 CATALOGUE

48 pages containing largest range of quality components in the UK - Over 8,000 line items - 50p post paid or 40p to callers at any 4 branches.

MAIL ORDER

All prices are VAT inc. Telephone Credit Card orders - minimum £10. Access and Barclaycard.

TTL (see catalogue for full range)

74LS242N £1.25	74LS273N £1.30	74LS326N £2.70	74LS379N £1.25	SN74S40M £0.77
74LS243N £1.25	74LS275N £3.20	74LS327N £2.55	SN74S40N £0.44	SN74S64N £0.77
74LS244N £1.50	74LS276N £0.58	74LS340N £1.10	SN74S90N £0.90	SN74S65N £0.77
74LS245N £1.85	74LS280N £1.65	74LS352N £1.07	SN74S93N £0.90	SN74S112N £1.70
74LS247N £1.09	74LS283N £1.20	74LS353N £1.07	SN74S95N £1.50	SN74S114N £1.70
74LS248N £1.09	74LS286N £3.74	74LS365N £0.95	SN74S98N £1.90	SN74S140N £0.77
74LS250N £1.09	74LS290N £1.00	74LS366N £0.85	SN74S99N £1.45	SN74S157N £2.95
74LS251N £1.00	74LS293N £1.00	74LS367N £0.55	SN74S400N £0.90	SN74S180N £2.70
74LS252N £1.00	74LS296N £1.35	74LS368N £0.55	SN74S670N £1.90	SN74S189N £1.81
74LS257N £1.00	74LS298N £1.35	74LS373N £0.85	SN74S68N £0.77	SN74S200N £3.50
74LS258N £1.00	74LS299N £2.95	74LS374N £0.85	SN74S69N £0.77	
74LS259N £1.95	74LS323N £3.50	74LS375N £0.66	SN74S404N £0.94	
74LS261N £3.25	74LS324N £1.65	74LS377N £1.30	SN74S10N £0.77	
74LS266N £0.44	74LS325N £2.40	74LS378N £1.00	SN74S20N £0.77	

POTENTIOMETERS-VOLUME CONTROLS

ROTARY POTENTIOMETERS. All standard 1/4" spindles

35p	1) SINGLE LESS SWITCH. Long spindle, double wiper available in following values.	5k	10k	25k
		50k	100k	250k
		500k	1Meg	2Meg
75p	2) SINGLE SWITCH. As above but with 2 Pole Switch 2 Amp 250V AC.	except type 1 not available in 1Meg value.		

COAXIAL CABLES

Z.41-U.H.F. (BANDS 1, V) 75 OHMS 18 p/m Z.45-V.H.F. (BANDS 1, 11) 750 OHMS 18 p/m

V.H.F. FEEDER CABLES

Z.50-U.H.F./F.M. TWIN RIBBON FEEDER 300 OHMS 10p/m.

MAINS CABLE

Z.31-Z CORE OVAL - 2.5 AMPS
Z.25-FIBRE 8 RIB POLARISED 10p/m

2.25 STEREO SCREWEED

LEAD 18p/m

Z.1, Z.3 MICROPHONE SINGLE/TWIN 12p/18p/m

Z.6 MULTICORE 12-WAY 55p/m

See catalogue for full range

VALVES - MULLARD

Type	Price	£1.86	£2.43	PCF201	£2.77	PL504	£2.90
6Y87/802	£1.17	EL95	£1.71	PCF801	£1.77	PL508	£2.87
EC802	£1.36	EY86/802	£1.17	PCF802	£1.77	PL509	£2.75
ES283	£1.31	EY50	£2.87	PCF806	£1.77	PL519	£3.83
EC284	£1.51	E234	£2.14	PCF202	£2.84	PL802	£3.90
EC288	£2.15	PC26	£2.14	PCL82	£1.51	PY800	£1.78
EC800	£1.51	PC28	£2.31	PC183	£1.80	PY88	£1.98
ED804	£2.75	PC97	£1.31	PC184	£1.67	PT500A	£2.40
EL800	£1.71	PC98	£2.43	PC185	£1.76	UC182	£1.86
EL802	£1.71	PC22A	£1.51	PC185/85	£1.80	UC183	£1.86
EL106	£1.78	PC285	£1.71	PD510	£4.40	UL84	£1.86
EF85	£1.17	PC289	£1.75	PL200	£2.25		
EF183	£1.31	PC189	£2.15	PL36	£2.31		
EF184	£1.82	PC290	£1.51	PL63	£2.87		
EL36	£2.60	PC295	£1.77	PL84	£1.78		
EL84	£1.30	PC290	£2.77	PL95	£1.46		

TEST LEADS KIT PM90.

Complete luxury kit - curly leads, long reach prods, banana plug, pin plug, Spade terminal and croc clip. PRICE £3.50/SET.

SIGNAL INJECTOR. Model SE250B.

Unusually stable trouble-shooter - for checking TV, Radio amp. etc. £5.30.

TINNED COPPER WIRE.

Available on 2oz. reels in the following gauges:

SWG	Price	SWG	Price	SWG	Price
18	£0.95	26	£0.60	32	£0.73
20	£0.95	30	£0.65	36	£0.80

MULTICORE SOLDER - SAVBIT 1.2mm

Approx. 13.7 metres of size 12 Savbit Solder. Ideal for Radio, TV and similar work. £2.28.

CMOS (see catalogue for full range)

CD4000	£0.20	CD4012	£0.20	CD4021	£1.05	CD4031B	£2.25
CD4001B	£0.20	CD4013B	£0.52	CD4022B	£1.00	CD4034B	£2.46
CD4002	£0.18	CD4014	£1.00	CD4023B	£0.20	CD4035B	£1.30
CD4006	£1.25	CD4015	£0.75	CD4024B	£0.76	CD4037	£1.20
CD4007	£0.18	CD4016	£0.52	CD4025B	£0.20	CD4040	£1.12
CD4008	£0.99	CD4017B	£1.05	CD4027B	£0.55	CD4041B	£0.86
CD4009	£0.58	CD4018B	£1.05	CD4028B	£0.60	CD4042B	£0.86
CD4010	£0.58	CD4019B	£0.52	CD4029B	£1.10	CD4043	£1.05
CD4011B	£0.20	CD4020B	£1.15	CD4030	£0.54	CD4044	£1.00

We're moving lock stock and micros.

ITHACA AUDIO

**S-100 bus products from the experts.
Z-80 cpu board.**

Featuring:

- ★ On board 2708 EPROM.
- ★ Power-on jump.
- ★ Selectable wait states.
- ★ 8080 or Z-80 I/O addressing modes.
- ★ DMA.
- ★ 2.0 MHz or 4 MHz.
- ★ Power: 8v 1 Amp, +16v 100mA, -16v 50mA.

Bare printed circuit board **£26.25**
Assembled and tested 2MHz **£131.25**
Assembled and tested 4 MHz **£153.75**

8K Static RAM board

Featuring:

- ★ Memory protect.
- ★ Power on clear.
- ★ Selectable wait states.
- ★ Two independent 4K halves.
- ★ Fully buffered.
- ★ Uses 2102L-1.
- ★ Power requirements: +8 volts 1.4 Amps.

Bare printed circuit board **£18.75**
Assembled and tested (450nS) **£123.75**
Assembled and tested (250nS) **£146.25**

2708/2716 Eprom Board

Features:

- ★ 16K bytes of 2708.
- or ★ 32K bytes of 2716.

Bare printed circuit board **£18.75**
Assembled and tested **£63.75**

Video Display Board

Features:

- ★ 64 characters by 16 lines.
- ★ Full upper and lower case Ascii plus Greek characters.
- ★ 7 by 9 dot Matrix.
- ★ Display modes
 - 1) Normal
 - 2) Reverse video
 - 3) Blinking cursor
- ★ Memory addressable to any 1K page.
- ★ Software driven, simulates:
 - 1) cursor control
 - 2) strolling
 - 3) paging
- ★ CP/M or Ithaca Audio K3 compatible.
- ★ Power requirements:
 - +8v 850mA
 - +16v 55mA
 - 16v 150mA

Bare printed circuit board **£18.75**
Assembled and tested **£108.75**

Disk Interface Board

Features:

- ★ Controls up to 4 single or double sided drives.
- ★ Data protection during power down.
- ★ Supported by the proven K2 operating system.

Bare printed circuit board **£26.25**
Assembled and tested **£131.25**

K2 Disc Operating System

Features:

- ★ Text Editor (TED).
- ★ File Package (PIP)U.
- ★ Debugger (HDT).
- ★ Assembler (ASMBLE).
- ★ HEXBIN.
- ★ 1 copy.
- ★ System Generator (SYSGEN).
- ★ On 8" floppy disc.

Cost: **£56.25**

Prototyping board

Featuring:

- ★ Capacity 70 off 14 pin sockets.
- ★ Accepts any size sockets.
- ★ Optional split power rail.
- ★ Selectable voltage regulators:
 1. off 5v
 2. off 5v or 12v

Cost **£18.75**

Please add 8% VAT on all boards.

ECt 20 slot mother board **£54.50**

S-100 bus socket and card guides **£3.95**



All the boards come with full documentation:

Z-80 cup board manual	£1.00
Zilog reference card	£1.50
8K byte static RAM manual	£0.25
Eprom board manual	£0.75
Visual display board	£1.00
Disk interface board	£1.00
K2 operating system	£5.00



Horizon double density discs at single density prices

One double density Mini Floppy (180K Bytes)
16K Fast RAM
Serial I/O Interface
DOS/BASIC

....HRZ-16W **£1330**

also CROMENCO Z2 plus supporting boards
Full range of N.L. VDUs

SORCEROR

Plug in ROM Cartridges
S100 Expansion Unit
Cassette Interface
Z80 C.P.U.
User definably graphics

S-100 MICROBOX £195.00
(6 slot card cage with power supply and motherboard with 3 sockets fitted).

Postage and packing 50p

Barclaycard and Access Welcome.

Minimum official order £10.00.

Send for catalogue. Callers welcome Mon-Sat 9.00-5.30
but please phone us first on 0635 30505. Visit our Northern
office at 2A Gatley Road, Cheadle Cheshire. Tel 061-491-2290.

ALL MAIL ORDER TO NEWBURY.

our new address is
NewBear Computing
40 Bartholomew St.,
Newbury, Berks.

VALVES			Minimum Order £1.00	VALVES VAT PLEASE ADD 12 1/2 %							
A1065	£	EL38	3.60	PL509	3.25	3D6	0.40	6J7	0.75	20P1	0.40
AR8	1.25	EL41	0.80	PL802	2.80	3D21	20.00	6J7G	0.50	20P3	0.60
ARR3	0.60	EL81	1.05	PL80	3.00	3E29	5.60	6K7	0.70	20P4	1.10
ATP4	0.50	EL84	0.60	U331	0.60	354	0.50	6K7G	0.35	20P5	1.00
B12H	3.00	EL86	0.95	Y81/8000.55	5B/254M	6.50	6L6M	1.90	25Z4G	0.80	
CV31	0.50	EL90	1.30	Y82	0.45	5B/255M	6.50	6L6GT	0.90	30C15	1.00
DAF96	0.60	EL91	1.70	Y83	0.50	5B/258M	6.50	6L7G	0.65	30C17	1.10
DET22	19.50	EL95	0.70	Y88	0.85	5R4GY	1.10	6L18	0.60	30C18	1.00
DF96	0.60	EL504	0.80	Y90	1.35	5U4G	0.95	6L20	0.50	see PCF805	
DK96	0.60	EL802	1.50	Y859	5.75	5V4G	0.85	6Q7G	0.80	30F5	1.00
DH76	0.40	EL822	4.50	Y801	0.60	5Y3GT	0.65	6SA7	0.55	30F12	1.20
DL92	0.50	EM31	0.75	QV03-10.50	5Z3	1.00	6S67	0.75	30FL12	1.20	
DY86/87	0.55	EM80	0.60	QV03-12.50	5Z4G	0.70	6S7J	0.70	30FL14	1.80	
DY802	0.55	EM81	0.80	QV06-40A	5Z4GT	0.75	6S7JGT	0.50	30L15	1.00	
E55L	7.50	EM84	0.40	14.00	6A87	0.80	6S7	0.80	30L17	1.00	
E88CC/01	1.30	EM87	1.00	QV03-12	2.50	6AC7	0.60	6SL7GT	0.75	30P12	1.00
E180CC	1.30	EY51	0.45	SC1/400	4.00	6AH6	0.70	6SN7GT	0.75	30P11	1.00
E180E	1.30	EY81	0.45	SC1/600	4.00	6AK5	0.55	6SQ7	0.75	30P13	1.10
E182CC	3.50	EY86/87	0.55	SP61	0.85	6AK8	0.40	6V6GT	0.80	30P14	1.10
EA76	2.00	EZ80	0.45	U25	10.50	6AL5	0.40	6X4	0.60	35LGGT	1.00
EAB0C80	0.50	EZ81	0.60	U26	0.85	6AM5	1.60	6Y6G	0.95	35Z4GT	0.80
EB91	1.40	GV501	0.90	U27	1.00	6AM6	0.85	6Z4	0.65	50C5	0.70
EB033	0.50	GZ33	0.65	U191	0.75	6AN8	0.85	6-30L2	1.75	50CD6G	1.20
EBF80	0.50	GZ33	3.50	U281	0.50	6AQ5	1.30	7B7	0.80	75	1.00
EBF83	0.50	GZ34	2.00	U301	0.50	6AQ5W	0.85	7V4	0.80	8C1	0.80
EBF89	0.50	GZ37	2.50	U801	0.80	6AS8	0.80	9D2	0.60	75	0.80
EC52	0.40	KT66	4.00	JAB0C80	0.60	6AT6	0.75	9D6	0.75	78	0.75
EC081	0.55	KT88	5.75	UAU6	0.75	6AU6	0.40	10C2	0.80	80	0.75
EC082	0.50	MH4	1.00	UBF80	0.55	6AV6	0.50	10F18	0.60	85A2	2.20
EC083	0.55	ML6	1.00	UBF89	0.50	6AX4GT	0.80	10P13	0.80	723A/8	11.00
EC084	0.45	OJ2	0.55	UB1	1.00	6AX5GT	1.00	11E2	11.00	803	6.00
EC085	0.50	OB2	0.60	UB21	0.75	6B7	0.75	12A6	0.60	805	18.00
EC086	1.25	PAB0C80	0.50	UCB24	0.60	6BA6	0.40	12AT6	0.45	807	1.00
EC088	0.80	PC85	0.50	UCB85	0.65	6BE6	0.50	12AT7	0.55	813	10.50
EC089	0.80	PC86	0.85	UCF80	0.80	6BG6G	1.00	12AU7	0.50	829B	11.00
EC090	0.50	PC88	0.75	UCH81	0.60	6BJ6	1.10	12AV6	0.70	832A	4.50
EC092	0.45	PC90	1.25	UC182	0.75	6BQ7A	0.60	12AX7	0.50	866A	2.60
ECF801	0.75	PC84	0.85	UF41	0.80	6BR7	2.30	12BA6	0.50	931A	6.00
ECJ34	0.95	PCC89	0.55	UF80	0.45	6BW6	2.80	12BE6	0.60	954	0.50
ECM35	1.50	PCC189	0.65	UF85	0.50	6BW7	1.00	12BM7	0.60	955	0.55
ECM42	0.85	PCF80	0.80	UL41	0.75	6C4	0.40	12C8	0.55	956	0.50
ECM41	0.45	PCF82	0.40	UL84	0.75	6C6	0.55	12E1	4.25	957	0.90
ECM84	0.95	PCF84	0.85	UM80	0.60	6CH6	4.50	12J5GT	0.40	1625	1.00
ECM80	0.60	PCF86	0.85	UM84	0.40	6CL6	1.50	12K7GT	0.60	1629	0.70
ECL82	0.55	PCF200	0.90	UY82	0.55	6CY5	0.90	12K8GT	0.70	2051	1.00
ECL83	1.20	PCF201	0.90	UY85	0.50	6D6	0.75	12Q7GT	0.50	5763	2.50
ECL85	0.85	PCF801	0.90	VR105/30	1.80	6E8A	0.80	12SC7	0.55	5842	6.50
ECL86	0.55	PCF802	0.65	VR150/30	1.80	6F8GB	0.90	12SH7	0.70	5933	3.00
EF37A	1.50	PCF805	1.80			6F8G	0.75	12S17	0.55	6057	0.85
EF39	2.90	PCF806	0.85			6F12	0.65	12SQ7	0.55	6060	0.85
EF40	0.70	PCF808	1.80	Z66	0.60	6F14	0.80	12Y4	0.40	6064	0.85
EF41	0.75	PCH200	0.80	X61M	1.50	6F15	0.80	13D6	0.60	6065	1.20
EF80	0.40	PCL81	0.80	Z800U	3.00	6F17	1.00	14S7	1.00	6067	1.00
EF83	1.50	PCL82	0.95	Z801U	3.50	6F24	0.90	19A05	0.75	6080	4.25
EF85	0.45	PCL84	0.70	Z802T	1.50	6F33	4.20	19C3	10.00	6146	4.40
EF86	0.55	PCL86	0.70	1A3	0.60	6H6	0.95	19G6	6.00	6146B	7.50
EF91	0.65	PCL805/85	1.14	30	0.30	6J4WA	1.75	19H5	17.00	6360	2.00
EF92	0.75	1R5	0.55	6J5	0.75	20D1	0.80	8020			
EF95	0.55	PD500	3.25	154	0.40	6J5GT	0.55	20F2	0.60		
EF183	1.50	PFL200	2.50	1S5	0.40	6J6	0.50	20L1	1.00		
EF184	1.50	PL36	0.80	1T4	0.40						
EF804	2.00	PL81	0.75	1U4	0.60						
EFL200	0.75	PL82	0.50	1X28	1.10						
EH90	0.80	PL83	0.50	2D21	0.55						
EL32	0.90	PL84	0.65	2K25	11.00						
EL34	2.80	PL504	1.40	2X2	0.80						
EL37	3.00	PL508	1.30	3A4	0.60						

POSTAGE: £1-£2 20p; £2-£3 30p; £3-£5 40p; £5-£10 60p; over £10 free.

VIDECON TUBE TYPE P863B
English Electric — £20

MARCONI SIGNAL GENERATORS

TF 2400/1 Frequency Converter up to 510MHz.
MODULATION METER 210A. 2.5-300MHz. AM 0-100% FMD+100kHz in 4 rates. AIRMEC
VHF WAVE ANALYSER 248 Freq from 5MHz to 300MHz.

TF 801 D/1/S SIGNAL GENERATOR. Range 10-485MHz in 5 ranges. R.F. output 0.1 V-1V. Source C.M. 500 output impedance. Internal modulation at 1KHz up to 90%.

TF 985 A/1 or A/2 or A/2M or A5 SIGNAL GENERATORS. Vary high class AM/EM 1.5MHz to 220MHz. Detailed spec. and price on application.

WHITE NOISE TEST SET. The instrument consists of two units: a Marconi Noise Generator Type TF 2091 and Noise Receiver Type TF 2092. Measures noise and intermodulation on wide band multichannel telephone systems. Suitable for 12 channel to 2,700 channel system.

MARCONI TF 867 SIGNAL GENERATOR
Range 15KHz to 30MHz. Output 0.4µV to 4V to 13 or 75 ohms. Impedance with termination (supplied). Built in crystal check facility with handbook. CT 478, CT 479; QT480 Signal Generators frequency from 1.3KMS up to 11KHz output up to 1mV CW and imp. mod.

HIGH FREQUENCY SPECTRUM ANALYSER. MARCONI TYPE 1094A/S. Basic Freq. range 3 to 30 Mc/s and with LF unit from 100Hz to 3 MHz. Measures relative amplitudes up to 80dB.

SIGNAL GENERATOR H.P. MODEL 680C. High power, stable and high accuracy. Frequency 10 to 480MHz. Modulation level 0 to 95% at carrier levels 0.5V output level continuously from 0.1µV into a 50 ohm. Maximum output 1V.

LEVEL OSCILLATOR TYPE REL 3W29. Frequency from 0.3 to 1200Kc/s. Mod. ext. output from +16dB to -60dB. Impedance output 75, 140, 600 ohms.

36' AERIAL MASTS consisting of 6 sections 6' 8" x 2 1/4" dia. Complete with all accessories to erect and inst.

RHODE & SCHWARZ
Z-g DIAGRAPH TYPE 2DU 30-420MHz-500. Model type ZDD. Frequency 300-2400MHz. Directly measures multiterminal networks, phase shift, phase angle with complementary POWER SIGNAL GENERATOR TYPE SMLM high freq. resolution, internal external mod. up to 3v out.

TELUROMETER MRAS DISTANCE MEASURERS
LOW RESISTANCE HEADPHONES TYPE CLB £1.50. 40p postage. VAT 12 1/2 %.

LOW RESISTANCE HEADPHONES TYPE CLB £1.50. 40p postage. VAT 12 1/2 %.

SPECIAL VALVES
4CX 1000A
4CX 5000A
BM 25L
YL 1420
YL 1430
YL 1440

VALVES AND TRANSISTORS
Telephone enquiries for valves, transistors, etc.; retail 743 3934; trade and export 743 0899.

SALE OF TEST EQUIPMENT

PRICES REDUCED 30-40% OPEN SATURDAYS
from May 1st to June 30th, 9 am to 3 pm. Four examples TF 1041B £34. TF 801B £95. CT 160 £42. Airmec 201A £48.

OSCILLOSCOPES (NEW PRODUCTION)
SCOPEX 4S-6. 6MHz. Single Beam, 10mV sensitivity. Display — 6 cm x 8 cm. Weight: 4.5kg.
DARTON D12. 15MHz. Dual Trace. 1mV sensitivity. Display — 8 cm x 10 cm. Weight: 7.8kg.

FOR EXPORT ONLY
Multirad C11. High power installation, 1000W. Technical details and prices available on request.

TEKTRONIX OSCILLOSCOPES
545A. Bandwidth DC to 30MHz.
570 CHARACTERISTIC CURVE TRACE CABLE LAYING APPARATUS No. 11. New production P.O.A.
FURZELL SENSITIVE VALVE VOLTMETER TYPE V200A full scale from 10mV to 1000V in 6 steps without amplifier.
EDDYSTONE COMMUNICATIONS RECEIVER MODEL 730/1A 730/4. Frequency from 500Kc/s to 28Mc/s.
HIGH VACUUM VARIABLE CAPACITORS — ceramic envelopes — UC 1000A/20/150 = VMMHC 1000 60-1000µF. 20kv-150A RF max = 27MHz.
TEST SET FTZ for testing Transceivers A40, A41, A42 and CPCR26.
UNIVERSAL WIRELESS TRAINING SET No 1 Mk 2 YA 8316 to train 32 operators simultaneously on key and phone. Complete installation consists of 3 kits packed in 3 special transit cases.
HARNES "A" & "B" CONTROL UNITS "A" "R" "J1" "J2." Microphones No 5, 6, 7 connectors, frames, carrier sets etc.

VAT FOR TEST EQUIPMENT PLEASE ADD 8%

COLOMOR (ELECTRONICS LTD.)
170 Goldhawk Rd., London W.12
Tel. 01-743 0899
Open Monday to Friday
9-12.30, 1.30-5.30 p.m.

Z & I AERO SERVICES LTD.

Head Office: 44a WESTBOURNE GROVE, LONDON W2 5SF
Tel. 727 5641 Telex 261306

85 TOTTENHAM COURT ROAD, W.1
Tel. 580-8403

SPECIAL OFFER OF BRAND NEW USSR MADE MULTIMETERS



TYPE U4313
Sensitivity D.C. 20,000 o.p.v.
Sensitivity A.C. 2,000 o.p.v.
D.C. Current 60µA-1.5A
A.C. Current 0.6mA-1.5A
D.C. Volts 75mV-600V
A.C. Volts 15V-600V
Resistance 1K-1M
Capacity 0.5µF
Accuracy 1.5% D.C. 2.5% A.C.

PRICE complete with pressed steel carrying case and test leads
Packing and postage

£10.50
£1.50



TYPE U4315
Sensitivity D.C. 20,000 o.p.v.
Sensitivity A.C. 2,000 o.p.v.
D.C. Current 50µA-2.5A
A.C. Current 0.5mA-2.5A
D.C. Voltage 75mV-1000V
A.C. Voltage 1V-1000V
Resistance 300Ω-500KΩ
Capacity 0.5µF
Accuracy 2.5% D.C. 4% A.C.

PRICE complete with test leads and fibreboard storage case
Packing and postage

£10.50
£1.50

TYPE U4323
COMBINED WITH SPOT FREQUENCY OSCILLATOR



Sensitivity 20,000Ω/V
Voltage ranges 2.5-1000V A.C./D.C.
Current ranges 0.05-500mA D.C. only
Resistance 5Ω-1MΩ
Accuracy 5% F.S.D.
Oscillator output 1kHz 50/50 squarewave 465KHz sinewave modulated by 1KHz squarewave

PRICE, in carrying case, complete with leads and manual
£8.00
Packing and postage £1.00

TYPE U4324



D.C. Current 0.06-0.6-60-600mA-3A
A.C. Current 0.3-3-30-300mA-3A
D.C. Voltage 0.6-1.2-3-12-30-60-120-600-1200V
A.C. Voltage 3-6-15-60-150-300-600-900V
Resistance 500Ω-5-50-500KΩ
Accuracy D.C. 2.5% A.C. 4% (of F.S.D.)

PRICE complete with test leads and fibreboard storage case
Packing and postage £1.20

TYPE U4341
COMBINED MULTIMETER AND TRANSISTOR TESTER



Sensitivity 16,700Ω/V D.C., 3,300Ω/V A.C.
Current 0.06-0.6-6-60-600mA D.C., 0.3-3-0-300mA A.C.
Voltage 0.3-1.5-6-30-60-150-300-900V D.C. 1.5-7.5-30-150-300-750V A.C.
Resistance 2-20-200KΩ-2MΩ
Transistors Collector cut-off current 60µA max D.C. current gain 10.350 in two ranges

PRICE, complete with steel carrying case, test lead, battery and instruction manual
£9.50
Packing and Postage £1.50

THIS OFFER IS VALID ONLY FOR ORDERS ACCOMPANIED BY REMITTANCE WHICH SHOULD INCLUDE DELIVERY CHARGES AS INDICATED AND 8% V.A.T. ON THE TOTAL.

OUR 1978 CATALOGUE/PRICE LIST OF VALVES, SEMICONDUCTORS, PASSIVE COMPONENTS AND TEST EQUIPMENT IS AVAILABLE. PLEASE SEND P.O. for £0.30 FOR YOUR COPY

WW — 065 FOR FURTHER DETAILS

WILMSLOW AUDIO

The firm for Speakers

HI-FI DRIVE UNITS



Audax HD12.9D25	£6.00
Audax HD13D34H	£12.50
Audax HD11P25EBC	£6.50
Audax HD20B25H4	£11.98
Audax HD24S45C	£19.95
Baker Superb	£22.50
Castle Super 8 RS/DD	£12.35
Chartwell CEA205 8" bass, matched pairs only, 8 ohm	pair £59.90
Coles 4001	£7.50
Coles 3000	£7.50
Celestion HF1300 II	£8.25
Celestion HF2000	£9.95
Dalesford D30/110 5"	£10.95
Dalesford D50/153 6 1/2"	£11.95
Dalesford D50/200 8"	£11.95
Dalesford D70/250 10"	£24.95
Dalesford ABR 10"	£9.95
Dalesford D100/310 12"	£34.95
Dalesford D10 tweeter	£8.25
Decca London Horn	P.O.A.
Decca CO/1000/8	P.O.A.
Decca DK30 Horn	P.O.A.
EMI 14A/770 14x9 8 ohm	£16.95
EMI 8x5 d/c, 10 watt 4 ohm	£3.95
EMI Type 350 4 ohm	£9.25
Isophon KK8/8	£7.95
Isophon KK10/8	£8.25
Jordan Watts Module	£19.95
Jordan Watts HF Kit	£8.95
Jordan 50mm unit	£22.50
Jordan CB crossover	£22.50
Kef T27	£9.25
Kef B110	£11.75
Kef B200	£12.95
Kef B139	£26.50
Kef DN13	£5.25
Kef DN12	£8.50
Kef DN22	£39.95 pr.
Lowther PM6	£49.95
Lowther PM6 Mkl	£52.00
Lowther PM7	£86.50
Peerless K010DT	£8.95
Peerless DT10HFC	£9.75
Peerless K040MRF	£11.75
Radford BD25 II	£26.95
Radford MD9	£14.50
Radford MD6	£19.50
Radford FN8/FN831	£19.95
Richard Allan DT20	£7.95
Richard Allan DT30	£8.25
Richard Allan CG8T	£9.95
Richard Allan CG12T Super	£22.45
Richard Allan LP8B	£10.35
Richard Allan HP8B	£15.50
Richard Allan HP12B	£25.25
SEAS H107	£8.75
Shackman Electrostatic c/w polar network and x/o	pair £112.00
Tannoy HPD 295A	£78.00
Tannoy HPD 315A	£87.50
Tannoy HPD 385A	£105.00

PA GROUP & DISCO UNITS



Baker Group 35	£14.50
Baker Group 50/12	£21.00
Baker Group 50/15	£33.00
Celestion Powercell 12/150	£45.50
Celestion Powercell 15/250	£52.95
Celestion G12/50 twin cone	£12.95
Celestion G12/80 cambric edge	£16.95
Celestion G12/80 twin cone	£16.95
Celestion G12/125 cambric edge	£29.50
Celestion G15/100 cambric edge	£26.50
Celestion G15/100 twin cone	£26.50
Celestion G18/200	£43.50
Celestion MH1000	£13.95
Fane Crescendo 15/100	£64.50
Fane Crescendo 15 Bass	£67.95
Fane Crescendo 18	£85.95
Fane Pop 40	£11.75
Fane Pop 50H	£12.95
Fane Pop 75	£18.50
Fane Pop 65	£19.95
Fane Pop 80	£23.95
Fane Pop 100	£39.25
Fane Guitar 80L	£21.50
Fane Guitar 80B	£22.50
Fane Disco 80	£22.50
Fane PA80	£21.50
Fane Bass 85	£31.95
Fane Crescendo 12A	£47.95
Fane Crescendo 12 Bass	£47.95
Fane Crescendo 15/100	£61.50
Fane Crescendo 15 Bass	£64.95
Fane Crescendo 18	£75.95
Fane 920 MklII horn	£49.95
Fane J44 horn	£6.50
Fane J104 horn	£13.75
Fane J73 horn	£9.75
Fane HPX1/HPX2/HPX3	£3.25
Goodmans 8PA	£4.75
Goodmans 12P	£19.75
Goodmans 12PD	£22.50
Goodmans 12PG	£21.25
Goodmans 18P	£45.50
Goodmans Hifax 50HX	£20.50
Motorola Piezo horn 3 1/2"	£8.50
Motorola Piezo horn 2" x 6"	£10.95
Richard Allan HD8T	£14.50
Richard Allan HD10T	£15.75
Richard Allan HD12T	£20.95
Richard Allan HD15	£36.95
Richard Allan HD15T	£37.95
Richard Allan ATLAS 15	£79.95

WILMSLOW AUDIO



KITS FOR MAGAZINE DESIGNS etc.

Kits include drive units, crossovers, BAF/long fibre wool, etc for a pair of speakers.

Carriage £3.50

PRACTICAL HI-FI & AUDIO PRO9-TL (Rogers) £134.50

Felt panels for PRO9-TL £6.30 plus £1.50 carriage

HI-FI ANSWERS MONITOR (Rogers) £141.00

HI-FI NEWS STATE OF THE ART (Atkinson) £178.00

HI-FI NEWS MINILINE (Atkinson) £46.00

HI-FI FOR PLEASURE COMPACT MONITOR (Colloms) (Carriage £5) £110.00

POPULAR HI-FI MINI MONITOR (Colloms) £72.00

POPULAR HI-FI ROUND SOUND (Stephens) including complete cabinet kit £69.00

POPULAR HI-FI (Jordan) £81.00

PRACTICAL HI-FI & AUDIO BSC3 (Rogers) £62.00

PRACTICAL HI-FI & AUDIO MONITOR (Giles) £136.00

PRACTICAL HI-FI & AUDIO TRIANGLE (Giles) £86.00

PRACTICAL HI-FI MINI TRIANGLE (Giles) £106.00

HI-FI NEWS TABOR (Jones) (with J4 bass units) £54.00

HI-FI NEWS TABOR (Jones) (with H4 bass units) £59.00

WIRELESS WORLD T.L. KEF (Bailey) £120.00

WIRELESS WORLD T.L. RADFORD (Bailey) £154.00

SPEAKER KITS



PRICES PER PAIR — CARRIAGE £2.50

Dalesford System 1	£52.90
Dalesford System 2	£55.75
Dalesford System 3	£101.73
Dalesford System 4	£108.00
Dalesford System 5	£139.00
Dalesford System 6	£93.00
Eagle SK210	£15.00
Eagle SK215	£29.00
Eagle SK320	£37.00
Eagle SK325	£67.00
Eagle SK335	£91.00
Goodmans DIN20 4 ohm	£35.00
"LS3/5A" equivalent kit	£69.00
Lowther PM6 kit	£103.00
Lowther PM6 Mkl kit	£108.00
Lowther PM7 kit	£173.00
Peerless 1070	£122.00
Peerless 1120	£139.00
Peerless 2050	£49.95
Peerless 2060	£65.95
Radford Studio 90 kit	£154.00
Radford Monitor 180 kit	£208.00
Radford Studio 270 kit	£275.00
Radford Studio 360 kit	£390.00
RAM kit 50 (makes RAM 100)	£69.95
Richard Allan Tango Twin kit	£43.50
Richard Allan Maramba kit	£61.50
Richard Allan Charisma kit	£90.00
Richard Allan Super Triple	£73.00
Richard Allan RA8 kit	£46.50
Richard Allan RA82 kit	£74.00
Richard Allan RA82L kit	£79.95
SEAS 223	£39.95 pr.
SEAS 253	£61.70 pr.
SEAS 403	£74.90 pr.
SEAS 603	£119.90 pr.
Wharfedale Denton 2XP kit	£26.95
Wharfedale Linton 3XP kit	£41.95
Wharfedale Glendale 3XP kit	£56.95

SMART BADGES FREE WITH ALL ABOVE KITS (TO GIVE THAT PROFESSIONAL TOUCH TO YOUR DIY SPEAKERS!)

SEND 3x7p STAMPS FOR REPRINTS/CONSTRUCTION DETAILS OF ANY OF THE ABOVE DESIGNS.

CARRIAGE & INSURANCE

Tweeters & Crossovers 40p each

Speakers up to 10" 75p each

Speakers 12" £1.50 each

Speakers 15" £2.50 each

Speakers 18" £3.50 each

Speaker kits £2.50 per pair

Mag. design kits £3.50 per pair

Prices correct at 1.3.79

Everything in stock for the speaker constructor!

BAF, Long Fibre Wool, Foam, Crossovers, Felt Panels, Components, etc.

Large selection of grille fabrics. (Send 15p in stamps for grille fabric samples.)

SWIFT
OF WILMSLOW
The firm for Hi-Fi
5 Swan Street,
Wilmslow, Cheshire.

Send 15p stamp for free 38 page catalogue 'Choosing a Speaker'

Telephone: Speakers, Mail Order and Export:
0625 529599. Hi-Fi: (Swift of Wilmslow)
0625 526213.

Lightning service on telephoned credit card orders!

WILMSLOW AUDIO
The firm for Speakers

Swan Works, Bank Square,
Wilmslow, Cheshire.

J. L. Linsley-Hood High Quality Cassette Recorder



We are the Designer Approved suppliers of kits for this excellent design. The Author's reputation tells all you need to know about the circuitry and Hart expertise and experience guarantees the engineering design of the kit. Advanced features include: High quality separate VU meters with excellent ballistics. Controls, switches and sockets mounted on PCB to eliminate difficult wiring. Proper moulded escutcheon for cassette aperture improves appearance and removes the need for the cassette transport to be set back behind a narrow finger trapping slot. Easy to use, robust Lenco mechanism. Switched bias and equalisation for different tape formulations. All wiring is terminated with plugs and sockets for easy assembly and test. Sophisticated modular PCB system gives a spacious, easily built and tested layout. All these features added to the high quality metalwork make this a most satisfying kit to build. Also included at no extra cost is our new HS15 Sendust Alloy record/play head, available separately at **£7.60** plus VAT, but included FREE as part of the complete kit at **£81.50** plus VAT.

REPRINTS of the 3 articles describing this design **45p** No VAT.
REPRINT of Postscript article **30p** No VAT.

TEST CASSETTE TC1

Special Hart Copyright test tape makes it easy to set up VU level, head azimuth and tape speed, without test instruments. Suitable for any cassette recorder. Complete with instructions **£2.50** inc VAT.

VFL 910. **Vertival Front Loading Cassette Mechanism.** Features include: Tape counter, record, interlock, FG servo drive motor, full auto-stop pause control, muting switch, oil damped cassette door, 09% W&F, fitted with HS15 head. Limited supplies. **£31.99**.

OPTIONAL EXTRAS. Set of six knobs. **£1.49**.
Auto-stop reed and mounting kit. **£0.90**.

PLASTIC ESCUTCHEON

Suitable for CRV and CT4 mechanisms. As used on our cassette recorder, complete with mounting screws **£1.99** plus VAT.

CASSETTE HEADS

A large range of cassette heads for domestic, industrial and audio visual purposes is available from us. The very best stereo head that we can find is our HS15 Sendust Alloy Super Head. This has an even better high frequency response than our HS14 which it replaces. Unlike cheaper and ferrite types this excellent high frequency performance is combined with a high output, thus maintaining the best possible signal to noise ratio. **Price £7.60** plus VAT.

4-TRACK Record/play head. Scans all 4 tracks on cassette tape. Suitable for auto-reverse mechanisms, film sync, quadrophonics and many other purposes. Standard impedance **£7.40** plus VAT.
Full details of these and other heads are in our lists.

LENCO CASSETTE MECHANISMS

We hold stocks of a range of Lenco tape transports for all uses, we can also supply spare parts. For example:
CRV Motors complete **£4.00** plus VAT.
CRV Drive Belts **90p** plus VAT.

CASSETTES

Our laboratory tests on recorders made us realise how important the choice of cassette is. Wow and flutter is obviously affected by the quality of the housing but the performance differences caused by the tape are enormous. It is possible to record a signal at the same level on two different cassettes one of which will replay at a VU level 10db higher than the other. Poor tape can also lose all signals above 8KHz! These tests enable us to offer what we think is the best value available. The tape is a Super Ferric High Energy Low Noise formulation.

- C90 **80p** } Complete with library case and index card
- C60 **60p** }
- C10 **35p** } Complete in library case. Suitable for Micro Programming.


ALL UK ORDERS ARE POST FREE

Please send 9x4 SAE for lists giving fuller details and price breakdowns.

HART ELECTRONICS

Penylan Mill, Oswestry, Salop

Personal callers are always welcome
but please note we are closed all day Saturday



RADIO SHACK LTD for DRAKE



TR-7 Transceiver

Ham Bands with 1.5-30 MHz receive with built-in 150 MHz frequency counter plus option of 0-1.5 MHz receive and/or any transceiving application 1.8-30 MHz.

RADIO SHACK LTD

For Communications equipment including Trio products and Trio testgear.

We are situated just around the corner from West Hampstead Underground Station (Bakerloo line). A few minutes' walk away is West Hampstead Midland Region station and West End Lane on the Broad Street Line. We are on the following Bus routes: 28, 59, 159. Hours of opening are 9-5 Monday to Friday. Closed for Lunch 1-2. Saturday we are open 9-12.30 only. World wide exports.

DRAKE ★ SALES ★ SERVICE

RADIO SHACK LTD

188 BROADHURST GARDENS, LONDON NW6 3AY

Giro Account No. 588 7151. Telephone: 01-624 7174

Cables: Radio Shack, London, NW6. Telex: 23718

MIDLANDS



Bingley Hall, Birmingham,
23-26 May, 10am - 6pm
Admission: £1 Adults
75p Students

The action-packed show for the electronics enthusiast now includes the Midlands among its venues. If hobby electronics is your interest or your business, then Midlands Breadboard is tailor-made for you.

Crammed with the gear that constructors need. Circuit boards, components, audio kits, d.i.y. computer systems, electronic musical instruments — you'll find it all here. And you can buy it on the spot — or browse at your leisure. Demonstrations and competitions (exciting prizes!) keep the show humming with activity.

P.S. There's a London Breadboard too, December 4-8th, Royal Horticultural Halls — come to both!

I want to visit the show. Send me more details nearer the date.

Please send me details now of exhibition space.

Name _____

Position _____

Company _____

Address _____

Telephone _____ Telex _____

Return to: Trident International Exhibitions Limited, Abbey Mead House, 23a Plymouth Road, Tavistock, Devon. PL19 8AU
Telephone: 0822 4671 Telex: 45412 TRITAV


We design to a standard . . .



Universal Frequency Counters — General Specification

- ★ DIRECTLY GATED from DC to 700 Mhz, plus.
- ★ Full Time Base Multiplier. 1 – 10 × 8.
- ★ High Input Sensitivity, 10 mV through the range.
- ★ 1 M Ohm and 50 Ohm Z, L P Filter and Attenuator × 10, Overload Protection.
- ★ FUNCTIONS, $A_n, A_n, B_n, \frac{1}{B}, \frac{1}{C}, \frac{1}{C}, \frac{1}{F}, \frac{1}{F}$, Frequency, Totalize, Pulsed RF (Burst).
- ★ FREQUENCY STANDARD, Type OS2 (ovened) 1 part 10⁸ after 24 hours.
- ★ DISPLAY, Litronix 0.63" Character, Leading Zeros Suppressed, Memory, Automatic Commas, 160 Degree viewing angle.

- ★ Ancillary's, Standby Oven, Overflow Ind, Gate Open Ind, Digital Hold Time.
- ★ STANDARD FITTINGS, Blower Cooling, Multi Tilt Handle, Rear Input/Output Skts.
- ★ Very Well Designed, Reliable, and Beautifully Finished, Double Anodised and multi-coloured panels, Vinyl or Textured Covers, All Exterior and Interior Aluminium parts are Anodised. Standard Size Width 430mm × Depth 225mm. Height 85mm. Weight 6.5kgs.
- ★ ★ **COST EFFECTIVE**, prices commence from £282.72 to £1,768.80 **SPECIALS TO ORDER.**



not to a price.

— UNIVERSAL TIMER COUNTERS — UNIVERSAL COUNTERS — FREQUENCY METERS —

Professional testing equipment made to measure by
MTG Instruments.



MTG (Instruments) Ltd.
 Bournemouth, England.

Telephone or write today for details,
 brochures by return of post.

Beacon House, Christchurch Road, Lansdowne, Bournemouth,
 Dorset. BH1 3LB.
 Telephone: (0202) 22648.

Overseas Agents and Distributors.

- The Netherlands. Reinaert Electronics. Blasiusstraat 14-16. 1091 CR Amsterdam, The Netherlands. PO Box 4299.
- Denmark. Transcan Electric APS. Mollevaenget 15. 2970 Horsholm, Denmark.
- Kenya. United Import Agencies. PO Box 43951. Nairobi, Kenya.
- Middle East. EPIC. Electronic Precision Instrument Company, PO Box 1262. Cairo, Arab Republic of Egypt.

Applications are open for Overseas Agents and Distributors.

ASCENSION ISLAND YUGOSLAVIA UNITED STATES OF AMERICA JORDAN GREECE INDIA GUYANA PORTUGAL FALKLAND ISLANDS UNITED ARAB EMIRATES JAMAICA HOLLAND KENYA

EIRE GRENADA SAUDI ARABIA NEW ZEALAND NORWAY SINGAPORE ICELAND SWEDEN MALAYA INDONESIA BRAZIL SWITZERLAND ZAMBIA GIBRALTAR CHILE SPAIN

ELECTRONIC KITS OF DISTINCTION FROM POWERTRAN

DE LUXE EASY TO BUILD LINSLEY-HOOD 75W AMPLIFIER



Pack	Price	Pack	Price
1. Fibreglass printed circuit board for power amp	£1.15	11. Fibreglass printed-circuit board for power supply	£0.85
2. Set of resistors, capacitors, pre-sets for power amp	£2.80	12. Set of resistors, capacitors, secondary fuses, semiconductors for power supply	£4.90
3. Set of semiconductors for power amp	£6.20	13. Set of miscellaneous parts including DIN skts., mains input skt., fuse holder, interconnecting cable, control knobs	£6.70
4. Pair of 2 drilled, finned heat sinks	£1.10	14. Set of metalwork parts including silk screen printed fascia panel and all brackets, fixing parts, etc.	£8.20
5. Fibreglass printed-circuit board for pre-amp	£1.90	15. Handbook	£0.75
6. Set of low noise resistors, capacitors, pre-sets for pre-amp	£4.50	16. High Quality Teak Veneer cabinet 18.3" x 12.7" x 3.1"	£10.70
7. Set of low noise, high gain semiconductors for pre-amp	£2.00		
8. Set of potentiometers (including mains switch)	£3.50		
9. Set of 4 push-button switches, rotary mode switch	£5.40	2 each of packs 1-7, 1 each of packs 8-16 inclusive are required for complete stereo amplifier. Total cost of individually purchased packs	£93.25
10. Toroidal transformer complete with magnetic screen/ housing primary: 0 117-234 V; secondaries: 33-0-33 V, 25-0-25 V	£12.95		

AVAILABLE AS SEPARATE PACKS
PRICES IN OUR FREE CATALOGUE


SPECIAL PRICE FOR COMPLETE KIT £99.30 + VAT

The standard model of our kit for Mr. Linsley-Hood's 75 watt design has for a long time offered exceptional performance at a very modest cost with high quality high power ready-built units of comparable quality generally being over three times the price.

Features of the amplifier include very low distortion (less than 0.01%), 75W rms per channel power output, rumble filter, variable slope scratch filter, variable transition frequency tone controls, tape monitoring facilities and individually adjustable inputs. This model is based on 5 circuit boards which not having the controls mounted on them can, if desired, be effectively used separately in high performance audio systems not based on our metalwork.


Our new De Luxe model uses 14 boards which interconnect with gold plated contacts and are designed to have the potentiometers and switches mounted upon them. This system almost eliminates internal wiring, making installation, after their assembly, delightfully straightforward, and as each board can be easily removed in seconds from the chassis, checking and maintenance is so simple that even newcomers to electronics will be able to cope competently with the kit. Additional features of our new model are inclusion of the latest circuit improvements, generously sized heat sinks for heavy duty use, even in tropical climates, and metal oxide resistors throughout for long-term stability and reliability.

STANDARD LINSLEY-HOOD 75W AMPLIFIER



SPECIAL PRICE FOR COMPLETE KIT £79.80 + VAT

WIRELESS WORLD FM TUNER




SPECIAL PRICE FOR COMPLETE KIT £70.20 + VAT

Pack	Price	Pack	Price
1. Stereo PCB (accommodates 2 rep. amps, 2 meter, amps, bias/erase osc. relay)	£3.35	10. Set of capacitors, rectifiers, I.C. voltage regulator P.C.B. for power supply (Powertran design)	£2.80
2. Stereo set of capacitors, M.D. resistors, potentiometers for above	£8.95	11. Set of miscellaneous parts, including sockets, fuse holder, fuses, interconnecting wire, etc.	£3.00
3. Stereo set of semiconductors for above	£7.50	12. Set of metalwork including silk screened fascia panel, internal screen, fixing parts, etc.	£7.10
4. Miniature relay with socket	£2.90	13. Construction notes	£0.50
5. PCB, all components for solenoid, speed control circuits	£3.40	14. High Quality Teak Veneer cabinet 18.3" x 12.7" x 3.1"	£10.70
6. Goldring-Lenco mechanism as specified	£18.50		
7. Function switch, knobs	£1.90		
8. Dual VU meter with illuminating lamp	£6.95	One each of packs 1-14 inclusive are required for complete stereo cassette deck. Total cost of individually purchased packs	£87.75
9. Toroidal transformer with E.S. screen prim. 0-117V, 234V, Sec. 15V	£4.90		

Matsushita WY 436 AZ head (optional extra) . £4.50
(free with complete kit)

LINSLEY-HOOD CASSETTE DECK



SPECIAL PRICE FOR COMPLETE KIT £79.60 + VAT

Published in Wireless World (May, June, August 1976) by Mr. Linsley-Hood, this design, although straightforward and relatively low cost, nevertheless provides a very high standard of performance. To permit circuit optimization separate record and replay amplifiers are used, the latter using a discrete component front-end designed such that the noise level is below that of the tape background. Pushbutton switches are used to provide a choice of equalization time constants, a choice of bias levels and also an option of using an additional pre-amplifier for microphone use. The mechanism used is the Goldring-Lenco CRV, a unit distinguished in its robustness and ease of operation. Speed control and automatic cassette ejection are both implemented by electronic circuitry. This unit which is powered by a toroidal transformer and uses metal oxide resistors throughout offers an excellent match for the Wireless World Tuner and the Linsley-Hood 75 Watt Amplifier. Circuit changes as published in February, 1978, follow-up article are included in the kit AT NO EXTRA COST! A higher performance head (Matsushita WY 436 AZ head as recommended in the follow-up article) is offered as an optional extra but this will be automatically supplied FREE OF CHARGE with all orders for complete kits!

T20 + 20 AND T30 + 30 20W, 30W AMPLIFIERS



WWII TUNER



SPECIAL PRICE FOR COMPLETE KIT £47.70 + VAT

AVAILABLE AS SEPARATE PACKS — PRICES IN OUR FREE CATALOGUE

Following the success of our **Wireless World FM Tuner Kit** this cost reduced model was designed to complement the **T20 + 20** and **T30 + 30** amplifiers and the cabinet size, front panel format and electrical characteristics make this tuner compatible with either.

Designed by Texas engineers and described in Practical Wireless, the Texan was an immediate success. Now developed further in our laboratories to include a Toroidal transformer and additional improvements, the slimline **T20 + 20** delivers 20W rms per channel of true Hi-Fi at exceptionally low cost. The **easy to build** design is based on a single F/Glass PCB and features all the normal facilities found on quality amplifiers including scratch and rumble filters, adaptable input selector and headphones socket. In a follow-up article in Practical Wireless further modifications were suggested and these have been incorporated into the **T30 + 30**. These include RF interference filters and a tape monitor facility. Power output of this model is 30W rms per channel.


SPECIAL PRICES FOR COMPLETE KITS

T20 + 20 KIT PRICE £33.10 + VAT

T30 + 30 KIT PRICE £38.40 + VAT

AVAILABLE AS SEPARATE PACKS — PRICES IN OUR FREE CATALOGUE

POWERTRAN SFMT TUNER



PRICE FOR COMPLETE KIT £35.90 + VAT

AVAILABLE AS COMPLETE KIT ONLY

This is a simple, low cost design which can be constructed easily without special alignment equipment but which still gives a first-class output suitable for feeding any of our very popular amplifiers or any other high quality audio equipment. A phase-locked-loop is used for stereo decoding and controls include switchable a/c, switchable muting and push-button channel selection (adjustable by controls on the front panel). This unit matches well with the **T20 + 20** and **T30 + 30** amplifiers.

200 + 200 watt AMPLIFIER

As featured in *Electronics Today International*

400W rms continuous — 800W peak!
0.03% THD at FULL power!
PLUS all the following features too!

- * Each channel totally independent with its own stabilised power supply driven by custom designed TOROIDAL transformers!
- * Inherent reliability — monster heat sinks for cool running at the hottest venues — electronic open and short circuit protection!
- * Ultra low feedback (an incredible low 14dB overall!), super high slewing rate (20V/μs), 200W rms continuous to 4 ohm from EACH channel, input sensitivity 0.775V (0dB).
- * Professional quality components, sturdy 19" rack mounting chassis complete with sleeve and feet for free standing work too.
- * Easy to build — plenty of working space with ready access to all components, minimal wiring, extensive instruction suitable for both experienced constructors and newcomers to electronics.
- * Value for money — quality and performance comparable with ready-built amplifiers costing over £600!

PSI 4002 STUDIO MODEL




Cabinet size 17.2" x 6.7"

COMPLETE KIT ONLY £196.90 + VAT

READ THE REVIEW
IN SOUND INTERNATIONAL DEC 78!

TRANSCENDENT 2000 SINGLE BOARD SYNTHESIZER

As featured in *Electronics Today International*



The kit includes fully finished metalwork, fully assembled solid teak cabinet, filter sweep pedal, professional quality components (all resistors either 2% metal oxide or 1/2% metal film!) and it really is complete — right down to the last nut and bolt and last piece of wire! There is even a 13A plug in the kit — you need buy absolutely no more parts before plugging in and making great music! Virtually all the components are on the one professional quality fibre glass PCB printed with component locations. All the controls mount directly on the main board, all connections to the board are made with connector plugs and construction is so simple it can be built easily in a few evenings by almost anyone capable of neat soldering! When finished you will possess a synthesizer comparable in performance and quality with ready built units selling for between £500 and £700!

COMPLETE KIT
ONLY
£172.00 + VAT!

Comprehensive handbook supplied with all complete kits! This fully describes construction and tells you how to set up your synthesizer with nothing more than a multi-meter and a pair of ears!

CHROMATHEQUE 5000 5-CHANNEL LIGHTING EFFECTS SYSTEM

This versatile system featured as a constructional article in *ELECTRONICS TODAY INTERNATIONAL* has 5 frequency channels with individual level controls on each channel. Control of the lights is comprehensive to say the least. You can run the unit as a straightforward sound-to-light or have it strobe all the lights at a speed dependent upon music level or front panel control setting or use the internal digital circuitry which produces some superb random and sequencing effects. Each channel handles up to 500W and as the kit is a single board design wiring is minimal and construction very straightforward.


Kit includes fully finished metalwork, fibreglass PCB, controls, wire, etc. — Complete right down to the last nut and bolt!

COMPLETE KIT ONLY
£49.50 + VAT



MPA200 100W MIXER/AMPLIFIER

Featured as a constructional article in *Electronics Today International* the MPA 200 is an exceptionally low-priced but professionally finished general purpose, rugged, high-power amplifier which has an adaptable range of inputs such as disc, microphone, guitar, etc. There are 3 wide range tone controls and a master volume control. Mechanically the design is simplicity in the extreme with minimal wiring making construction very straightforward. Kit includes fully finished metalwork, fibreglass PCB's, controls, wire, etc. — Complete right down to the last nut and bolt!



COMPLETE KIT ONLY
£49.90 + VAT

All kits also available as separate packs (e.g. P.C.B. component sets, hardware sets, etc.). Prices in FREE CATALOGUE.

EXPORT A SPECIALITY!

Our Export Department can readily despatch orders of any size to any country in the world. Some of the countries to which we sent kits last year are shown in this advertisement. To assist in estimating postal costs our catalogue gives the weights of all packs and kits. This will be sent free on request, by airmail, together with our "Export Postal Guide" which gives current postage prices. There is no minimum order charge. Prices the same as for U.K. customers but no Value Added Tax charged. Postage charged at actual cost plus 50p documentation and handling. Please send payment with order by Bank Draft, Postal Order, International Money Order or cheque drawn on an account in the U.K. Alternatively for orders over £500 we will accept Irrevocable Letter of Credit payable at sight in London.

Value Added Tax not included in prices
UK Carriage FREE

PRICE STABILITY. Order with confidence! Irrespective of any price changes we will honour all prices in this advertisement until June 30th, 1979, if this month's advertisement is mentioned with your order. Errors and VAT rate changes excluded.

U.K. ORDERS: Subject to 12 1/2% surcharge for VAT (i.e. add 1/4 to the price). No charge is made for carriage. *Or current rate if charged.
SECURICOR DELIVERY: For this optional service (U.K. mainland only) add £2.50 (VAT inclusive) per kit.

SALES COUNTER: If you prefer to collect your kit from the factory, call at Sales Counter (at rear of factory). Open 9 a.m.-4.30 p.m. Monday-Thursday.

QUALITY: All components are brand new first grade full specification guaranteed devices. All resistors (except where stated as metal oxide) are low noise carbon film types. All printed circuit boards are fibreglass, drilled roller tinned and supplied with circuit diagrams and construction layouts.

FOR FURTHER INFORMATION PLEASE WRITE OR TELEPHONE FOR OUR FREE CATALOGUE

POWERTRAN ELECTRONICS


PORTWAY INDUSTRIAL ESTATE
 ANDOVER HANTS SP10 3NN

ANDOVER
 (0264) 64455

MUSCAT & OMAN
 FRANCE
 DENMARK
 GAMBIA
 AUSTRALIA
 HONG KONG
 MAURU
 GERMANY
 TUNISIA
 LUXEMBOURG
 NIGERIA
 FINLAND
 SOUTH AFRICA
 CZECHOSLOVAKIA
 AUSTRIA

NEW GUINEA
 ISRAEL
 GUERNSEY
 CYPRUS
 BELGIUM
 UGANDA
 BRUNEI
 TRINIDAD
 SOUTH WEST AFRICA
 ITALY
 JAVA
 SIERRA LEONE
 WINDWARD ISLANDS
 CANADA
 MALTA

More scope for your money.



See us at
Testmex
19-21 June
Stand J1
Wembley
Conference Centre

The new Scopex 4D-10B.

The 4D-10B is a great newcomer to the Scopex range. Like all Scopex products it's extremely reliable, engineered to the highest standards and remarkably easy to use.

The fully stabilised power supply gives 3% accuracy, a significant 40% better than most and there are important new features including: -

- XY facility with fully matched sensitivities from 10mV to 50V/cm on both X and Y channels utilising CMOS integrated circuitry for extra reliability.

- Z modulation for brightening or dimming the trace.

Plus full 10MHz scan over the complete screen area.
Trace locate and TV field trigger.

Finally there's free delivery in the UK mainland and the price - £188 excluding VAT.

That's a lot of scope for very little money.
Also available, standard rack mount model.



Scopex Sales,
Pixmore Avenue, Letchworth, Herts SG6 1JJ.
Tel: (04626) 72771.

Please send me full details of the new Scopex 4D-10B.

Name _____

Company _____

Address _____

Tel: _____

ww 5/79

Celestion



The Celestion sound... hand-made to perfection.

Rola Celestion Limited,
Ditton Works, Foxhall Road, Ipswich, Suffolk, England.
Tel: 0473-73131.

Send this coupon for literature or ask your dealer for a demonstration.

Name _____

Address _____

07.20.02

Rola Celestion Ltd., Ditton Works, Foxhall Road, Ipswich, Suffolk IP3 8JP.
Telephone: Ipswich (0473) 73131. Cables: Voicecoil, Ipswich. Telex: 98365-
07.20.08.



READ ABOUT NEW PRODUCTS BEFORE YOUR BOSS DOES.

Electronics Weekly reports new-product developments ahead of any other journal. Our industry-wide network of contacts enables us to bring you up-to-the-moment information not only on what's new, but on everything that's in the pipeline.

But what's the good of reading up-to-the-moment news - six or seven days late?

If you receive Electronics Weekly long after your MD and competitors, your reputation and alertness is bound to suffer.

But for only 10p a week you could see Electronics Weekly ahead of everyone. Fill in and post this coupon, and you'll find yourself telling your boss the new-product news!

To: Subscription Department, IPC Business Press Ltd.,
Oakfield House, Perrymount Road, Haywards Heath, Sussex.
Please send me Electronics Weekly for a year. I enclose cheque/p.o.
for UK £6 (inclusive of p. & p.) Overseas \$15.60, payable to
IPC Business Press Ltd.

Name _____

Address _____

ww

Electronics Weekly

★ NEW




**SCOPE
for
excellence:
15 MHz; £149**

Albol's new SB 15M lightweight 'scope is designed for professionals, but at the remarkably low price of £149.00 (plus 8% VAT) there is no doubt that it will prove a favourite also with the more discriminating hobbyists. Input sensitivity is 10 mV/cm. and the 'scope will operate either from 240 V mains or a 12-volt battery, or other d.c. source.

This truly portable instrument weighs only 7.6 kg. and measures 150 mm wide by 280 mm high by 340 mm deep.

Albol Electronic & Mechanical Products Ltd.

3 CROWN BUILDINGS, CROWN STREET, LONDON SE5 0JR ENGLAND
Telephone: 01-703 2311/2312. Telex: 886379



WW — 079 FOR FURTHER DETAILS

PPM2: IEC268-10A; draft BS5428

The latest refinements of BBC programme monitoring philosophy are now embodied in an International Standard.

The new IEC Standard defines considerably closer tolerances than BS4297 for temperature stability and specifies for the first time the frequency response at all signal levels as well as requiring a wider response than previously. Performance to isolated tone bursts is defined in a more stringent way and a new clause specifies the reading to be given when very low levels of signal are applied.

PPM2 is a standard performance drive circuit which can be mounted on the rear of a meter movement or by separate fixing holes. Connections are to a gold plated edge connector, with terminals also provided if direct wiring is preferred. It is manufactured under licence from the BBC and meets the requirements of the BPO, IBA, EBU and broadcasting organisations of other countries. *Ernest Turner* meter movements 642, 643 and TWIN are available from stock, as are flush mounting adaptors and illumination kits.

The coaxial red and green pointers of the TWIN offer an unrivalled method of monitoring stereo. PPM2 drive circuits are aligned for decay tracking such that any two boards will produce pointer overlay on a TWIN during Fall-Back. This allows accurate checking of channel balance during items of programme intended to be centre stage.

Stereo Disc Amplifier 2 ★ 10 Outlet Distribution Amplifier 2 ★ Stabilizer ★ Peak Deviation Meter ★ Programme and Deviation Chart Recorders

SURREY ELECTRONICS, The Forge, Lucks Green, Cranleigh, Surrey GU6 7BG (STD 04866) 5997

FOTOLAK

POSITIVE LIGHT SENSITIVE AEROSOL LACQUER

Enables YOU to produce perfect printed circuits in minutes! Method: Spray cleaned board with lacquer. When dry, place positive master of required circuit on now sensitized surface. Expose to daylight, develop and etch. Any number of exact copies can of course be made from one master. Widely used in industry for prototype work.

FOTOLAK	£1.50	Pre-coated 1/16" Fibre-glass board	
Developer	30p	204mm x 114mm	£1.50
Ferric Chloride	40p	204mm x 228mm	£3.00
		408mm x 228mm	£6.00
		467mm x 305mm	£9.00

Plain Copper-clad Fibre-glass		Single-sided	Double-sided
Approx. 3.18mm thick sq. ft.	£1.25		£1.50
Approx. 2.00mm thick sq. ft.	£2.00		£2.25
Approx. 1.00mm thick sq. ft.	£1.50		£1.75

Single sided Copper-clad Paxolin, 10 sheets 245mm x 150mm £2.50
Clear Acetate Sheet for making master, 260mm x 260mm 12p

Postage and packing 60p per order. VAT 8% on total
G. F. MILWARD ELECTRONIC COMPONENTS LIMITED
369 Alum Rock Road, Birmingham B8 3DR. Telephone: 021-327 2339

TRANSFORMERS

SAME-DAY DESPATCH

MAINS ISOLATOR

PRI 120 or 240V Sec 120 or 240V
Centre Tapped and Screened

Ref.	VA (Watts)	£	P&P
07*	20	4.40	.79
149	60	6.70	.96
150	100	7.62	1.14
151	200	11.16	1.14
152	250	13.28	1.50
153	350	16.43	1.84
154	500	20.47	2.15
155	750	29.06	OA
156	1000	37.20	OA
157	1500	51.38	OA
158	2000	81.81	OA
159	3000	86.66	OA

*115 or 240 sec only. State volts required. Pri 0.220-240V.

VAT 8% 12 or 24-VOLT

Separate 12V windings Pri 220-240V

Ref.	12v	24v	£	P&P
111	0.5	0.25	2.20	.45
213	1.0	0.5	2.64	.78
71	2	1	3.51	.78
18	4	2	4.03	.96
85	5	2.5	5.00	.79
70	6	3	6.35	.96
108	8	4	7.42	1.14
72	10	5	8.12	1.14
116	12	6	8.99	1.32
17	16	8	10.72	1.32
115	20	10	13.98	2.08
187	30	15	17.93	2.08
226	60	30	36.14	OA

50 VOLT RANGE

Pri 220-240V. Sec. 0-20-25-33-40-50V.
Voltages available 5, 7, 8, 10, 13, 15, 17, 20, 25, 30, 33, 40 or 20V-0-20V and 25V-0-25V Screened

Ref.	Amps	£	P&P
102	0.5	3.41	.78
103	1.0	4.57	.96
104	2.0	7.16	1.14
105	3.0	8.56	1.32
106	4.0	15.06	1.50
107	6.0	14.62	1.64
118	8.0	20.26	2.08
119	10.0	24.99	OA
109	12.0	28.90	OA

30 VOLT RANGE

Pri 220-240V Sec. 0-12-15-20-24-30V
Voltages available 3, 4, 5, 6, 8, 9, 10, 12, 15, 18, 20, 24, 30V or 12V-0-12V and 15V-0-15V

Ref.	Amps	£	P&P
112	0.5	2.64	.78
79	1.0	3.57	.96
3	2.0	5.77	.96
20	3.0	6.20	1.14
21	4.0	7.99	1.14
51	5.0	9.87	1.32
117	6.0	11.17	1.45
88	8.0	14.95	1.64
89	10.0	17.25	1.84
90	12.0	19.17	1.95
91	15.0	21.96	2.08
92	20.0	29.45	OA

60 VOLT RANGE

Pri 220-240V
Sec 0-24-30-40-48-60V. Voltages available 6, 8, 10, 12, 16, 18, 20, 24, 30, 36, 40, 48, 60V, or 24V-0-24V and 30V-0-30V

Ref.	Amps	£	P&P
124	0.5	3.88	.96
126	1.0	5.91	.96
127	2.0	7.60	1.14
125	3.0	11.00	1.32
123	4.0	12.52	1.84
40	5.0	15.84	1.64
120	6.0	18.06	1.84
121	8.0	25.56	OA
122	10.0	29.55	OA
189	12.0	34.06	OA

SCREENED MINIATURES

Primary 240V

Ref.	mA	Volts	£	P&P
238	200	3-0-3	2.57	.55
212	1A, 1A	0-6, 0-6	2.85	.78
13	100	9-0-9	2.14	.38
235	330, 330	0-9, 0-9	1.99	.38
207	500, 500	0-8-9, 0-8-9	2.77	.71
208	1A, 1A	0-8-9, 0-8-9	3.53	.78
236	200, 200	0-15, 0-15	1.99	.38
239	50MA	12-0-12	2.57	.38
214	300, 300	0-20, 2-20	2.80	.78
221	700 (DC)	20-12-0-12-20	3.41	.78
206	1A, 1A	0-15-20, 0-15-20	4.63	.96
203	500, 500	0-15-27, 0-15-27	3.99	.96
204	1A, 1A	0-15-27, 0-15-27	6.04	.96

HIGH VOLTAGE

MAINS ISOLATING

Pri 200/220 or 400/440

Sec 100/120 or 200/240

VA	Ref.	£	P&P
60	243	6.70	1.32
350	247	16.43	1.84
1000	250	41.76	OA

BRIDGE RECTIFIERS

100v	25A+	£2.10
200v	2A	45p
400v	2A	55p
200v	4A	65p
400v	4A	80p
400v	6A	£1.40
500v	112*	£2.35

P&P 15p. VAT 12% VAT 8%

TEST METERS

AV08 Mk. 5	£88.10
AV071	£36.00
AV073	£48.70
AV0MM5 MINOR	£32.95
WEE MEGGER	£74.25
TT169 (tests transistors in circuit)	£39.53
EM272 3160v	£67.80
DA116 Digital	£108.90
Megger BM7 (Battery)	£51.76

Avo Cases and Accessories

U4315 budget meter (42 ranges) 20kΩ V/DC 1000V AC/DC (9 ranges) 2.5A AC/DC

P&P £1.15 VAT 8% £15.85

MINIATURE TRANSFORMER

Ref.	Amp	Price	P&P
171	500MA	2.09	.45
172	1A	2.96	.78
173	2A	3.59	.78
174	3A	3.76	.86
175	4A	5.73	.96

ABS PLASTIC BOXES

PB1 80mm x 62 x 40	65p
PB2 100mm x 75 x 40	73p
PB3 120mm x 100 x 45	87p
PB4 215mm x 130 x 85	£2.54

P&P 29p. VAT 8%

ANTEX SOLDERING IRONS

15W	£3.75
25W	£3.95

Stand for above £1.52. P&P 46p. VAT 12%.

AUTO TRANSFORMERS

TAPS

Ref.	VA (Watts)	£	P&P	
113	15	0-115-210-240V	2.48	.71
64	75	0-115-210-240V	4.01	.96
4	150	0-115-200-220-240V	5.35	.96
69	250	"	7.04	1.14
67	500	"	10.99	1.64
84	1000	"	18.76	2.08
93	1500	"	23.28	OA
95	2000	"	34.82	OA
73	3000	"	59.21	OA
80s	4000	0-10-115-200-220-240	76.86	OA
57s	5000	"	89.50	OA

Step Up or Step Down

CASED AUTO TRANSFORMERS

240V cable input. USA 115V. Flat pin outlets.

Ref.	VA	£	P&P
MINI-MULTIMETER			
DC1000V, AC-1000V	75VA	£9.98	90 56W
AC/DC-1000Ω/V	150VA	£7.73	1.14 64W
DC-100mA, Res - 150K	500VA	£19.17	1.64 67W
VAT 8% P&P 62p	1000VA	£27.88	2.30 84W
	1500VA	£28.02	OA 83W
	2000VA	£48.07	OA 95W

PANEL METERS

43mm x 43mm	82mm x 78mm
0-50µA	£6.20
0-500µA	£5.95
0-1mA	£5.95
0-30V	£5.95
VU Indicator Edge 90mm 250µA	£3.36
VU Indicator Edge 54mm x 14mm µA FSD	£2.80
VU Panel Ind. 48 x 45mm, 250µA FSD	£2.60

Purbeck Oscilloscope Transformer. 250-0-250 at 80mA 12. 9-0-12.9 at 300mA. 6.3 at 600mA £6.95. P&P 90p.

NEW RANGE TRANSFORMERS

Pri 0-120; 0-100-120; (120v or 220-240v) Sec. 0-36-48 twice to give 72v or 92v.							
2A	12.14	PP	£1.40	4A	18.17	PP	£1.90
3A	14.70	PP	£1.50	5A	26.64	PP	£2.29

ELECTROSIL TR4 5% £1.99/100

PLUG-IN - SAVE BATTERIES

MVA30. 6, 7.5, 9v at 300mA plugs direct into 13A socket (fused). 4-way multi plug 12½% VAT 55p P&P £4.00

ALUMINIUM BOXES - with ½" lip lid and screws

B1	5½"	2½"	1½"	Price
B2	4"	4"	1½"	62p
B3	4"	2½"	1½"	62p

P&P 29p. VAT 8% other sizes available

PLEASE ADD VAT AFTER P&P

Send 15p for catalogue Prices correct at 30/1/79

Barrie Electronics Ltd.
3, THE MINORIES, LONDON EC3N 1BJ
TELEPHONE: 01-488 3316/8
NEAREST TUBE STATIONS: ALDGATE & LIVERPOOL ST.

Catronics **REMOTE CONTROL**
for
WW TELETEXT DECODER

Kits and PCB's are now available for the Ultrasonic Remote Control unit as described in this issue. Kit includes plated-through hole 'Board 5', RX and TX PCBs, all components and installation instructions.

Price only £67.85 + VAT + Post = £75.00 total
Character Rounding 'Board 4' Kit £25.75 total
New Facilities 'Board 3' Kit for £37.45 total

Our main kits contain all the printed circuit boards and components necessary to build the complete decoder.

A reprint of the series of articles is available at £1.95 + large 18½ SAV (included free in complete kit).

Prices are for the Version with TEXAS X887 INCLUDING VAT

Set of 5 PCBs £26.80 + .30pp&p
Components Kit inc. PCBs . £139.25 + £1.50pp&p
Cabinet £21.00 + £1.00pp&p

Also PLATED THROUGH hole PCB at additional cost of £27.00
FULL FAULT-FINDING AND REPAIR SERVICE AVAILABLE
COMPONENTS ALSO AVAILABLE SEPARATELY — SAE for price list
READY BUILT & TESTED DECODERS — £241.87 + £5 carr.
DE LUXE VERSION WITH NEW FACILITIES — £282.50 + carr.

CHARACTER GENERATOR, MEMORY, 7400 I.C.S.


745282N (X887) £12.95; 2102/2802, £1.11		std N		LS		std N		LS		std N		LS	
7400	12p	17p	7432	25p	—	74121	26p	—	74175	74p	—	—	—
7402	13p	17p	7440	17p	—	74123	49p	—	74177	78p	—	—	—
7403	13p	19p	7442	54p	74p	74126	51p	—	74180	83p	—	—	—
7404	14p	19p	7447	54p	—	74132	—	74p	74192	88p	—	—	—
7406	28p	—	7473	30p	46p	74145	74p	—	74193	88p	—	—	—
7408	16p	20p	7474	27p	37p	74150	88p	—	74195	83p	—	—	—
7410	13p	19p	7475	32p	—	74153	64p	—	74196	93p	102p	—	—
7411	20p	—	7483	72p	88p	74157	56p	56p	74221	139p	—	—	—
7412	22p	19p	7485	92p	93p	74161	74p	74p	74H00	32p	—	—	—
7414	51p	—	7486	31p	37p	74163	—	74p	74H04	41p	—	—	—
7420	15p	19p	7490	29p	56p	74164	97p	—	74H10	36p	—	—	—
7421	29p	—	7492	48p	—	74165	104p	—	—	—	—	—	—
7427	27p	—	7493	29p	56p	74166	125p	—	—	—	—	—	—
7428	35p	—	7496	56p	—	74170	171p	—	—	—	—	—	—
7430	15p	—	74107	31p	—	74174	28p	—	—	—	—	—	—

All our i.c.s. are Brand New. Fully Guaranteed, mostly National and Texas
74N and 74LS quantity discounts: £10 less 10%, £20 less 20%
Add 30p postage and 8% VAT to total

CATRONICS LTD. (Dept. 925)
Communications House,
20 WALLINGTON SQUARE,
WALLINGTON, SURREY.
Tel. 01-669 6700

Catronics

WW—925 FOR FURTHER DETAILS



For SOMMERKAMP equipment:
WOLFSEN ELECTRONICS B.V. HOLLAND
DUTCH COMMUNICATIONS SPECIALISTS

Sommerkamp FRG7000

Communication Receiver AM/CW/USB/LSB with digital frequency readout from 0.25 to 30.0 MHz in five segments.

Digital clock with 6 LEDs, being adjustable to show either GMT or Local time at the flip of a switch. The FRG7000 may be switched on or by the built-in clock.

Relay contact for connection to a recorder. Separate synchronisation of MHz and KHz signal attenuator, automatic noise limiter (ANL) and preselector with lighted frequency segment indicator. The receiver contains 12 28 IC's, 16 Fets, 8 LEDs, 36 diodes and 16 transistors.

Its sensibility on SSB/CW is better than 0.7 V on AM better than 2.0 V at 10 dB SIN. Selectivity on SSB/CW better than 1.5 KHz, on AM better than + 3 KHz at -6dB.

Audio output 2 Watts. Built-in loudspeaker, headphone jack, and phone jack for connection of tape recorder.

Price £288

Sommerkamp range includes communication receivers, 110V and 12V, hand transceivers, mobile transceivers, dashboard stereo radio/transceivers, FM marine transceivers, base stations from 2 Watt to 200 Watt, power supply.

WOLFSEN ELECTRONICS B.V., leaders in communications, antennas, (HMP), coaxable, linears, x-tal scanners, computerscanners Bearcat, amplifiers.

Trade enquiries invited.
Bank account NMB Alkmaar No. 65.12.15.242.
Carriage and packing charge extra on all items.



WOLFSEN ELECTRONICS B.V.

Ged. Nieuwesloot 111-113, Alkmaar - Holland. Telefoon 072-12 42 16/12 80 55. Telex 57572 Wolfs N

WW — 092 FOR FURTHER DETAILS

Cable Sleeves Cable Markers
Compression (Solderless) Terminals
Elma Knobs & Accessories
PCB Guides, incl. self-adhesive
Catalogue available

Also special price list available for Carbon film resistors and capacitors.

PBRA Ltd. **Golden Green**
Hopfield (073274) 345 **Tonbridge**
Kent TN11 0LH

WW — 017 FOR FURTHER DETAILS

ANNOUNCING STEREO DISC AMPLIFIER 3

A reference amplifier for disc monitoring and transfer when replay signals of the highest quality are required.

Based on the Surrey Electronics Disc Amplifier 2 and manufactured under licence this unit offers the same unmatched technical performance. Intended for situations where the ability to drive balanced lines is not required, two equalised outputs are provided enabling Line and DIN level inputs to be driven simultaneously.

To facilitate cartridge matching a wide range of independently switchable load capacitance and resistance values are provided, together with left and right 20 turn gain presets.

Price: Cash with order, UK postage and VAT inclusive **£165.**

DOMINUS, P.O. Box 1,
Cranleigh, Surrey.
Tel. 04866 6477

STEREO DISC AMPLIFIER 3

High (Line) Output, loaded with 10kΩ, 1kHz at -44dBV.7 (5mV) set for 0dBV.7 output.
TOTAL HARMONIC DISTORTION + 22dBV.7 output 20Hz-20kHz — 80dB, 0.008%.
STATIC INTERMODULATION DISTORTION 50Hz + 7kHz, 4:1 + 22dBV.7. output — 80dB, 0.008%.
DYNAMIC INTERMODULATION DISTORTION 3.18kHz square wave (single pole —3dB at 100kHz) + 15kHz sine wave, 4:1. Relative to 15kHz component.
Pre-emphasised input 500mV pk-pk 70dB 0.03%.

WW — 019 FOR FURTHER DETAILS

THE PERSONAL COMPUTER WORLD
SEMINAR AND
"MINIATURE" EXHIBITION

West Centre Hotel
Saturday, May 12, 1979

An Introduction to
Personal and
Business Computing

Speaker: Rodnay Zaks

This is it. A *definitive* introduction, to as well as a refresher course in, personal and business computing. A guide for the perplexed.

Rodnay Zaks is among today's best selling authors in the micro computer field — books include "An Introduction to Personal and Business Computing."

He is among the top two or three speakers on micro computing in the world.

Personal Computer World magazine offers the readers of *Wireless World* the outstanding seminar of 1979. Book now. *The fee is just £12 (inc. VAT).* Write to PCW Seminars, 62A Westbourne Grove, London W2, or phone: 01-229 5589.

£250,000

OF COMPUTER & TEST EQUIPMENT

MUST BE CLEARED

REGARDLESS

OF COST!

To make way for massive new purchases of current manufacturers items.

DEC PDP 8S-8K, inc. tty control	£25.00	TEXTRONIX 545A inc. CA	£125.00
PDP-8K inc. rack, two only	£75.00	TEKTRONIX 515A, two only	£10.00
PDP8L-4K, three only	£50.00	TEKTRONIX 581A inc. 82. DC-80MHz	£199.00
MANY OTHER DEC BARGAINS. DF32, DS32, PC81, RF11/RS11, RT01-AB. Sundry DEC cables.		DYNAMCO 2000 Series DVMs, etc., from Power Supply 0-14V 2.5A	£20.00
Logic MODULES Series A, B, G, M, R, S, W.		BRAND NEW, 20 only	£9.50
ASR33 Teletype working inc. 6V line unit. Ten only	£195.00	MARCONI TF801A Series Sig. Gen. 10 only. From	£15.00
HAZELTINE H200 VDUs. 10 only	£250.00	TEKTRONIX 190A Sig. Gen. Five only	£10.00
IBM Output Terminals inc. info., 7 only	£55.00	MARCONI TF1101 Oscillator	£35.00
KEYBOARDS		MARCONI TF995A AM FM Sig. Gen., 10 only	£29.50
— 100s of different types, from	£1.00	MARCONI TF995A/5. Five only	£70.00
Photo-electric READERS	£25.00	WAYNE KERR Bridge B521. Five only	£39.50
COSSOR UNITEL VDUs. 110 only	£195.00	MARCONI TF791D FM Dec. Meter. Five only	£9.50
Video Monitors from	£25.00	GOULD ADVANCE TC18 counter 520MHz, 8 only	£29.50
TELETYPE BRP110 PT Punches	£25.00	SOLARTRON DVMs 1440 series from	£25.00
Printers, tape decks, drums, etc. Build your own VDU/Monitor Tubes M31-100	£5.00	RUSTRAK 88 Recorders	£25.00
MARCONI TF2201 DC-30MHz. Two only	£29.50	MARCONI TF1099 Sweep Gen. Three only	£45.00
MARCONI TF2200. 4 only	£20.00	GOULD ADVANCE DMM2. Two only	£19.50
FLUKE 8020A DMM. 2 only	£49.50	AIRMEC Mod. Meter 210A	£29.50
TELEQUIPMENT S43 DC-7MHZ SCOPE. 30 ONLY	£49.50	WAYNE KERR Bridge B221	£49.50
GOULD ADVANCE TC17 Counter 18MHz, 6 only	£75.00	MARCONI Valve Volt Meter TF1041, three only	£9.50
PHILIPS 2513 DMM. 4 only	£39.50	AVOS, MEGGERS, TESTERS, ETC.	50p
DUMONT Scope DC-500kHz-401B	£19.50	HELOPOTS 10 TURN, ETC., FROM	
SOLARTRON CD1400 SCOPE. "AS IS"	£19.50	DYNAMCO 7500 40MHZ. Front Panel	£195.00
TEKTRONIX 531A inc. CA 15MHz DB. 10 only	£99.50	needs engraving. Two only, working	
TEKTRONIX 543B DC-24MHz. Two only	£150.00	EDDYSTONE RECEIVERS:	
PHILIPS 2424 DMM	£29.50	770U	£75.00
TELEQUIPMENT D43, three only	£75.00	730/1AU	£65.00
TELEQUIPMENT D53 DC1-5MHz, 10 only	£99.50	880	£70.00
GOULD ADVANCE DRM6, two only	£75.00	CFAI Receiver	£20.00
TEKTRONIX 555 inc. Type "L". 4 only	£25.00	HAMALUND SP600	£25.00
SHLUMBERGER 4449 3½ digit DMM. Ten only	£49.50		
RECORD Chart Recorders from	£5.00		
ALSO 5-Channel UV Recorders.			

THOUSANDS MORE INSTRUMENTS OF ONE-OFF NATURE

Sale starts at 9 a.m.
on Saturday, 19th May - 26th May

No sale goods will be sold prior to sale.

No cheques, cash only.

The following Saturday, all items sold will be substantially marked down further. 9.00 a.m. until 5 p.m. Everything must go. Positively last day.

ELECTRONIC HOBBIES 91 Pancras Road, London NW1 2QB
Tel: 01-837 7781

MARCONI TEST EQUIPMENT

- TF791D Deviation meter
- TF455E Wave analyser. New. **£135**
- TF1101 RC oscillators. **£65**
- TF1099 20MHz Sweep generators
- TF1041 B & C. VT Voltmeters
- TF1102 Amplitude modulator. 500MHz
- TF1020A Power meter. 100W. 250MHz. **£85**
- TF1152A/1 Power meter. 25W. 500MHz. **£75**
- TF890A/1 RF test set. **£425**
- TF801B/3S Signal generator. **£175**
- TF1064B/5 VHF. FM Signal generator
- TF1400 Pulse generator
- TF675F Pulse generator
- TF1370 Wide-range RC oscillator. **£125**
- TF2162. MF Attenuator
- TF1058 UHF/SHF signal generator
- TF995A/4. AM/FM signal generator
- TF1066 AM/FM signal generator
- MARCONI TF144H/4 Signal Generator

ADVANCE CONSTANT VOLTAGE TRANSFORMERS
 Input 190-260V AC. Output constant
 220 Volts. 250W. **£25** (£2 carriage)

PYE RESISTANCE BOXES
 5 decade resistance boxes measuring from 11.111
 ohm to 0.001 ohm **£20**

NICKEL CADMIUM BATTERIES
 Size 'D' (HP2) 4 A.H. **£2** (pp. 20p)
 Size 'F' 6.00 A.H. **£2.75** (pp. 25p)


POWER SUPPLIES
 FARNELL Switching power supplies 5VDC. 1KW
 ADVANCE RMA20. 0-7V @ 20 Amps. **£39**
 Both brand new, boxed, with book.
 APT 1045918. 12.5V-14.5V DC @ 5A **£25**
 APT10459/13. 24V (var) 5A **£25**
 (All items + £1 carr.)

BECKMAN TURNS COUNTER DIALS
 Miniature type (22mm diam.). Counting up to
 15 turn "Helipot". Brand new with mounting
 instructions. Only **£2.50 each**.
Wandel & Gotterman Equipment
 Level Meter 0.2-1600KHz
 Level Oscillator 0.2-1600KHz
 Level Transmitter 0.3-1350KHz
 Carrier Frequency Level Meter

P. F. RALFE ELECTRONICS

10 CHAPEL STREET, LONDON, NW1
 TEL: 01-723 8753

TEST EQUIPMENT
 ADVANCE Q-Meter type T1 **£85**
 GAUMONT-KALEE Flutter Meter
 HEWLETT-PACKARD 302A Wave-Analyser
 RACAL type 801R. 100MHz digital frequency meter
 TEXSCAN X-Y oscilloscope. 9-inch CRT
 TELETYPE ASR33 now in stock
 SOLARTRON 1420. 2 digital voltmeter. 6 ranges to 1KV
 BOONTON 80 Signal generator. 2-400MHz **£105**
 BOONTON 230A RF Power Amplifier **£325**
 BPL Capacitance decade (5) CD133. 100pF-1uF **£45**
 GERTSCH Frequency meter and deviation meter 20-1000MHz
 HEWLETT-PACKARD 695A Sweep oscillator
 HEWLETT-PACKARD Sweep oscillator **£350**
 DERRITRON. Digital Wheatstone Bridge **£110**
 MUIRHEAD K-134-A Battery op. wave analyser
 WEINSHEL Power Supply Modulator MO3



BRUEL & KJOER Vibration equipment 1018
 BRUEL & KJOER Frequency analyser 2105
 BRUEL & KJOER Microphone amplifier 2603 **£195**.
 BRUEL & KJOER Type 3301 Automatic frequency response
 recorder 200Hz. **£750**.
 MUIRHEAD-PAMETRADA D489EM Wave Analyser
 TEKTRONIX 555 scope with plug-ins types CA (2 off), 21, 22
 TEKTRONIX 515A Oscilloscope
 TEKTRONIX 545 main frames. **£210**. Choice of plug-in units
 extra
 TEKTRONIX 585A oscilloscope with '82' P.I. DC-80MHz
 TEKTRONIX type 561A DC-10MHz **£350**
 TELEQUIPMENT DM53A Storage oscilloscope
 TEKTRONIX 556. 50MHz oscilloscope
NOTICE. All the pre-owned equipment shown has been
 carefully tested in our workshop and reconditioned where
 necessary. It is sold in first-class operational condition and most
 items carry our three months' guarantee. Calibration and
 certificates can be arranged at cost. Overseas enquiries
 welcome. Prices quoted are subject to an additional 8% VAT.

ROHDE & SCHWARZ EQUIPMENT

HUZ Field Strength Meter. 47-225MHz.
 AMF TV. Demodulator 55-90MHz.
 Selective UHF v/meter, bands 4&5 USVF.
 Selectomat. RF Voltmeter. USWV. BN 15221 **£450**
 Standard attenuator. 0-100dB, 0-300MHz. DPR.
 UHF Sig. gen. type SDR 0.3-1 GHz **£750**
 UHF Signal generator type SCH. **£175**
 UHF Test receiver type USVD **£325**
 POLYSKOP SWOB 1.

KROHN-HITE 10-Watt Amplifier DC-1MHz
 GR Impedance Bridge type 1650A **£175**

SPECTRAL DYNAMICS SD104/5 SWEEP GENERATOR
 Sine/Square/Triangle outputs. Linear & Log
 Sweeps. Sweep rate 0.001Hz/sec to 1KHz/sec.
 Metered frequency indication **£250**

'CENTAUR' INSTRUMENT COOLING FANS
 Made by Rotron Holland. These are very high
 quality, quiet running fans, specially designed for
 the cooling of all types of electronic equipment.
 Measures 4.5 x 4.5 x 1.5in. 115V AC. 11 Watts.
 The list price of these is over £10 each.
 Also 230V. AC available. 115V. **£4.50**
 (postage 25p). 230V **£5**

TEKTRONIX TYPE 556 OSCILLOSCOPE WITH TYPES 1A1 and 1A2 PLUG-IN UNITS. First-class condition throughout.

BRYANS 21000 Auto Plotter. X-Y-T Recorder
PACE ELECTRONICS VARI PLOTTER
 Type 1100E **£175**

MUIRHEAD DECADE OSCILLATORS Type 890A.
 1Hz-110KHz in four decade ranges. Scope
 monitored output for high accuracy of
 frequency. Excellent generator.

OPTOELECTRONICS

RED	£0.10	HP5082-7730	£1.15
GREEN	£0.18	DL704	£1.15
YELLOW	£0.18	FND507	£1.05
		.DL704 Economy	£0.75
RED	£0.14	.DL707 Economy	£0.75
GREEN	£0.18		
YELLOW	£0.18		

VOLTAGE REGULATORS

Plastic TO 220		Plastic TO 92	
Positive		Positive	
7805	£0.85	78L05	£0.40
7612	£0.85	78L12	£0.40
7815	£0.85	78L15	£0.40
7824	£0.85	78L24	£0.40
Negative		Negative	
7905	£1.19	79L05	£0.50
7912	£1.19	79L12	£0.50
7915	£1.19	79L15	£0.50
7924	£1.19	79L24	£0.50

Linear

301	8 Pin DIL	£0.30	380	14 Pin DIL	£1.05
308	8 Pin DIL	£0.80	381	14 Pin DIL	£0.00
377	14 Pin DIL	£1.40	387	8 Pin DIL	£0.75
378	14 Pin DIL	£1.90	555	8 Pin DIL	£0.30
379	14 Pin DIL	£2.20	565	14 Pin DIL	£1.10
			567	8 Pin DIL	£1.40
			741	8 Pin DIL	£0.20
			741	TOS	£0.25
			748	8 Pin DIL	£0.35
			3046	14 Pin DIL	£0.75
			3130	8 Pin DIL	£0.85
			3140	8 Pin DIL	£0.85
			3140	TO5	£0.80
			3900.	14 Pin DIL	£0.60

74 Series TTL

7400	0.12	7473	0.27	74153	0.85
7401	0.12	7474	0.27	74154	1.05
7402	0.15	7475	0.33	74155	0.70
7403	0.12	7476	0.25	74156	0.70
7404	0.15	7480	0.50	74157	0.85
7406	0.25	7482	0.73	74180	0.75
7407	0.25	7483	0.90	74181	0.75
7408	0.14	7485	1.05	74162	0.75
7409	0.18	7486	0.30	74163	0.75
7410	0.12	7489	2.45	74164	0.85
7411	0.18	7490	0.34	74165	0.85
7412	0.20	7491	0.75	74166	1.25
7413	0.36	7492	0.45	74167	2.95
7420	0.12	7493	0.45	74173	1.45
7425	0.25	7494	0.90	74174	1.05
7427	0.25	7495	0.55	74175	0.80
7430	0.12	7496	0.55	74176	1.05
7432	0.27	74100	1.35	74177	0.95
7437	0.27	74104	0.45	74180	1.10
7438	0.27	74105	0.45	74181	2.10
7440	0.12	74107	0.35	74182	1.20
7441	0.49	74121	0.30	74185	2.10
7442	0.50	74122	0.40	74190	1.05
7445	0.80	74123	0.52	74191	1.05
7446	0.80	74125	0.45	74192	0.95
7447	0.55	74126	0.55	74193	0.95
7448	0.80	74132	0.65	74194	0.95
7450	0.12	74136	0.75	74195	0.85
7451	0.15	74141	0.60	74196	0.95
7453	0.15	74145	0.70	74197	0.95
7460	0.15	74150	0.90	74198	1.85
7472	0.27	74151	0.55	74199	1.85

We are pleased to announce
 we are agents for
FLUKE
 Instruments
 Off the Shelf Delivery on DMMs +
 Counters
 Literature + Prices on request

C7205EN MULTITESTER 20,000 OPV
£9.75
 P&P 75p

AC volts: 0 to 10, 50, 250, 1000
 DC volts: 0 to 5, 25, 125, 500, 1000
 DC current: 0 to 50 ua, 250 ma
 Resistance: 0 to 300 ohms, 6K, 30K
 6 meg ohms
 Decibels: -20 to +22 db
 Size: 115 x 78 x 33mm

LB1 TRANSISTOR/DIODE TESTER
£19.95
 P&P 75p

Tests 100. Alpha and Beta. Measures
 parameters of transistors so that readings
 can be checked against manufacturers
 specification. Quick Test socket mounted on
 front panel. Full view meter for accuracy and
 easy reading.
 Dims.: 178 x 108 x 83mm

IT 1/2 20,000 OPV
£11.95
 P&P 75p

AC volts: 0 to 10, 50, 100, 500, 1000
 DC volts: 0 to 5, 25, 50, 250, 500, 2500
 DC current: 0 to 50 ua, 2.5 ma, 250 ma
 Resistance: 0 to 6K ohms, 6 meg ohms
 Decibels -20 to +22 db
 Capacitance: 10 pF, 0.01 uF, 1 uF
 Size: 4 1/2 x 3 1/4 x 1 inch

TE20D R.F. SIGNAL GENERATOR
£57.00
 P&P £1.25

Accurately covers 120 KCS. To 500 MCS in
 6 bands.
 Directly calibrated. Variable R.F. Attenuator.
 240v AC.
 Dims: 140 x 215 x 170mm

TMK500 MULTITESTER 30,000 OPV
£20.95
 P&P 75p

A sturdy and reliable instrument. Has
 internal buzzer.
 AC volts: 0 to 2.5, 10, 25, 100, 250, 500, 1000
 DC volts: 0 to 0.25, 1, 2.5, 10, 25, 100, 250, 1000
 DC current: 0 to 50 ua, 5 ma, 50 ma, 12 amp
 Resistance: 0 to 6K, 60K, 6 meg, 60 meg
 Decibels: -20 to +56 db
 Short test: Internal buzzer
 Size: 160 x 110 x 55mm

LT101, 1,000 OPV
£6.95
 P&P 75p

AC volts: 0 to 10, 50, 250, 1000
 DC volts: 0 to 10, 50, 250, 1000
 DC current: 0 to 1 ma, 100 ma
 Resistance: 0 to 3K ohms
 0 to 150K ohms
 Size: 2 x 3 1/2 x 1 inch

20p P&P unless otherwise shown
 All prices include V.A.T.

ELECTRO-TECH COMPONENTS LTD.

364 EDGWARE ROAD, LONDON, W.2. TEL: 01-723 5667
 CALLERS WELCOME

JUST COMPARE OUR CASH AND CARRY PRICES!

THE TRS-80 (SPECIAL SCOOP) Low Priced, Ready to Go!



Use your own cassette

Level-II with 4K RAM
Improved graphics, print formatting, and a faster cassette transfer rate are features of Level-II BASIC.

£399 + VAT

PLUGS INTO
YOUR OWN TV

Level-II with 16K RAM
A combination of 16K RAM and the powerful Level-II BASIC produces a system capable of handling most demands.

£499 + VAT

KEY BOARD ONLY

COMPLETE WITH UHF MODULATOR

UK POWER SUPPLY — £9.90 + VAT

ATTENTION! SAVE £90 TRS 80 & APPLE II USERS

Simple to fit—only a screw-driver is required.

16K UP GRADE KIT HALF NORMAL PRICE **£99 + VAT** **LIFETIME GUARANTEE**

PET COSTS LESS AT COMP and it's a pedigree

RRP £550

The No. 1 Personal Computer in the U.K. Affordable **£499** **SAVE £50** + VAT


for the first time user and the professional check out the PET, the world's most popular personal computer. **8K**



TRS 80 SOFTWARE NEW **£39.00** (incl. VAT)

100 MIXED PROGRAMMES on cassette
Educational Games, Graphics, Finance, etc. on 5 cassettes plus Full Documentation.

SORCERER™ COMPUTER ★ SPEAKS YOUR LANGUAGE



THIS COMPUTER HAS ALL OF THE FACILITIES NEEDED TO FORM THE NUCLEUS OF A SMALL BUSINESS SYSTEM FOR AN EXCEPTIONALLY SMALL OUTLAY.

EX STOCK

Are you looking for a **PERSONAL or SMALL BUSINESS Computer?** Look at these features for only **£850** + VAT


- 256 Character Graphics Set includes 128 that you can define.
- 280 Based computer
- Power-on 4K Monitor
- Excellent bit mapped graphics (512 x 240 point resolution)
- Full 79 key dp keyboard including 16 key numeric pad (Full ASCII)
- Plug-in ROM facility (e.g. 8K BASIC, supplied).
- Assembler/Editor, word processing etc.) so that you can change your language or utility by simply plugging in the one you want.
- Serial I/O ports for cassette (RS232 etc. (300 or 1200 Baud) can define).
- Parallel I/O port for printer (Centronics Compatible)
- 280 bus available at the rear for connection to the optional 6 slot S100 expansion box (e.g. S100 Floppy disk drives, graphics boards, extra memory etc.)

EXIDY SORCERER 32K RAM computer £850
(Add £9 for UHF output) 16K RAM computer £751
12" Video monitor £69
S100 expansion box (includes 6 Slot Motherboard and power supply) £210

DISK SYSTEM as shown
MICROPOLIS S100 disks — 315 K bytes per drive Drive 1 (includes S100 controller, Micropolis M DOS and BASIC software) £849
Additional 315 K bytes drives (up to 4 per controller) £349
Cables and regulators for 2 disk system £41

PRINTER as shown
ANADIX DP8000
80 columns, 112 char/sec 5 x 7 dot matrix head Connects to parallel or serial ports £575

ADDITIONAL SOFTWARE FOR SORCERER PLUS DISK SYSTEM
CP/M operating system £145
CP/M with C BASIC (Compiler/Interpreter) £235
FORTRAN 80 £350
COBOL 80 £490
MICROPOLIS BASIC PACKAGES FROM COMPUMAX } STOCK CONTROL (INVENTORY) } £99 each
PAYROLL }
ACCOUNTS RECEIVABLE }
LEDGER }
PERSONNEL }



ITT MICRO COMPUTER

£827 + VAT

NEW! THE ITT APPLE (2020)

EX STOCK 4K
LOW PRICE MEMORY UPGRADE
PURCHASED AT TIME OF ORDER

16K
£49 + VAT

* Full colour - UHF output * Audio cassette tape interface * Up to 48K RAM on board * BASIC in ROM (graphics commands include COLOUR = VLIN, HVLIN, PLOT and SCRN) * Built in Loudspeaker * Buckets of software already available * disk system (110 K byte per drive — includes controller) only £425 + VAT

SHORT C12 CASSETTES 10 for £4.00 FOR COMPUTER PROGRAMMES

COMP IS AN APPOINTED DEALER FOR COMMODORE, EXIDY, APPLE, NASCOM, OHIO, GI, ATARI, TELEPLAY & ITHACA. Please make cheques and postal orders payable to COMP, or phone your order quoting BARCLAYCARD or ACCESS number.



COMP COMPUTER COMPONENTS
(PART OF THE COMPSHOP LTD. GROUP)

14 STATION ROAD, NEW BARNET, HERTFORDSHIRE TEL: 01-441 2922 (Sales) 01-449 6596
CLOSE TO NEW BARNET BR STATION — MOORGATE LINE TELEX: 298755
OPEN — 10am to 7pm — Monday to Saturday CONTINUOUS DEMONSTRATIONS
CREDIT FACILITIES ARRANGED * £6 EXTRA FOR SPECIAL DELIVERY

Electronic Brokers


49/53 Pancras Road London NW1 2QB Tel: 01-837 7781. Telex 298

Our background

Electronic Brokers is Europe's largest specialist in quality, second user test equipment, mini-computers and associated peripherals. Established 11 years ago, we have pioneered the second user concept in Britain, and many overseas territories.

One reason for our success is the company's policy of continually

updating the type of equipment we sell. So from selling to private users, the business has rapidly developed, and today, our customer list includes leading international companies, research establishments, universities, colleges and government institutions throughout the world.



Back up

To support our growth we have a skilled team. This includes trained sales staff, whose role is not only to sell, but provide a helpful information service to our many customers. Backing this team is our own service laboratory where technicians monitor each item of equipment we sell. Our maxim is

service, and those who have dealt with us will know that we endeavour to always live up to our reputation. Equipment can be configured to customer's exact requirement, and a number of options can be made available — almost like custom-tailoring.





Refurbishing

Our own service laboratory checks each item that arrives at our Pancras Road headquarters. Electronic test equipment is then thoroughly cleaned and a schedule


prepared for any work which needs to be carried out to meet customer's requirements. Whether it is new test equipment or used, all items pass through the service

laboratory where they are given final tests to ensure they meet manufacturers' specifications, before delivery to the customer.



SEND FOR NEW 86 PAGE CATALOGUE


Containing latest information on our stocks of test equipment, mini-computers, computer peripherals, stroboscopes and tachometers. Airmail to overseas addresses £2.



TEKTRONIX

DUAL TRACE PORTABLE OSCILLOSCOPE 432
DC-25MHz 1mV-10V/div
Self-setting mains 1/p
A superb unit for the service engineer

£495




PHILIPS

1GHz TIMER COUNTER PM6615
10mV sensitivity
9 digit display
Superb condition.

£795

Current new £921.00



COSSOR

DUAL TRACE OSCILLOSCOPE CDU150
DC-35MHz 5mV-20V sensitivity
Delayed Sweep. Quantities available. Superb value.

£450

No.1 in Second User Test Equipment

Add 8% VAT to all prices



FLUKE

DIGIT D.M.M. 8600A-01
AC Volts and current.
Auto range.
Resolution
500 DC Volts
Auto range operation.

£335.00
Current new price £481.00



GENERAL RADIO

PORTABLE SOUND LEVEL METER 1981
70-120dB. A weighting Digital and analogue readout. Peak hold facility.

£575.00



HEWLETT PACKARD

DUAL TRACE PORTABLE OSCILLOSCOPE 1707B
DC-75MHz 10mV-10V sensitivity.
Delayed Sweep. Vary High Quality.

£895.00



HEWLETT PACKARD

FM SIGNAL GENERATOR 202H
16MHz AM 0-50%.
0-250kHz
V_o-0.2V into 50Ω

£515.00



FLUKE

PORTABLE LCD 3 1/2 DIGIT D.M.M. 8020A
AC-DC Volts and Current, Resistance.
100µV resolution on AC & DC

£99.00
Current new price £112.00



MARCONI INSTRUMENTS

AM FM SIGNAL GENERATOR TF995B/2
200kHz-220MHz.
0-±75kHz
0.1µV-200mV
into 75 or 52Ω

from £675.00



PHILIPS

FOUR CHANNEL STRIP RECORDER PM8110
Sensitivity 10mV-10V
Strip width 12cm
Superb condition. Excellent value.

£285.00



HEWLETT PACKARD

5 1/2 DIGIT D.M.M. 3490A
AC-DC volts and resistance
Self check facility.

only £550.00
Current new price £1,679.00



TEKTRONIX

DUAL TRACE PORTABLE OSCILLOSCOPE T932
DC-35MHz 2mV-10V sensitivity
Trigger Hold off
Superb condition

£495.00

Electronic Brokers

49/53 Pancras Road London NW1 2QB Tel: 01-837 7781. Telex 2986

BRIDGES

GENERAL RADIO

Impedance Bridge 1608A

£1450

MARCONI INSTS.

In Situ Univ Bridge TF2701

£395

WAYNE KERR

Univ. Bridge B221 (0.1%)

£275

Univ. Bridge B521 (1%) £120

Low Impedance Adaptor Q221

£75

CALIBRATION EQUIPMENT

HEWLETT PACKARD

DC Voltage Source & Differential

Voltmeter 740B £850

DC Voltage Source & AC/DC

Diff. Voltmeter 741B £975

FLUKE

DC Voltage Calibrator 332A

£1350

True R.M.S. Differential

Voltmeter 931B £1050

High Voltage Divider 80E £225

883AB AC/DC Differential Volt-

meter £975

TEKTRONIX

Time Mark Generator 184 £275

Time Mark Generator 2901

£450

5nS Pulse Generator 2101

£525

Pulse Generator 109

£320

SOUND LEVEL METERS

GENERAL RADIO

Portable Sound Level Meter

1565B £225

Portable Sound Level Meter

1981 £575

Portable Sound Level Meter

1983 £190

1933 & 1935 Portable Sound

Level Meter with data cassette

recorder £2,600

DIGITAL COUNTERS

GOULD ADVANCE

500MHz Counter TC15 + 15P1

£495

80MHz Counter TC17 or TC17A

£195

10MHz Counter TC21 £195

FLUKE

80MHz Multi-Function Counter

1900A £175

125MHz Multi-Function Counter

1910A-01 £285

125MHz Multi-Function Counter

1910A £199

520MHz Communications

Counter 1920A-06 £490

125MHz Multi-Function Counter

1925A £405

520MHz Univ. Timer Counter

1953A-07 £675

125MHz Univ. Timer Counter

1953A-15-16 £850

PHILIPS

80MHz Timer Counter PM6612

£405

1GHz Timer Counter PM6615

£795

80MHz Freq. Counter PM661

£185

512MHz Freq. Counter PM6645

£710

DIGITAL VOLTMETERS & MULTIMETERS

ADVANCE

True R.M.S. Voltmeter DRM6

£295

FLUKE

3½ digit D.M.M. 8020A £99

4½ digit D.M.M. 8040A-01

£220

4½ digit D.M.M. 8600A £290

8800A D.M.M. 5½ Digit £599

HEWLETT PACKARD

5½ digit D.M.M. 34702A +

34740A £295

PHILIPS

4 digit D.M.M. PM.2424 £300

4½ digit DC. D.V.M. PM2443

£430

3½ digit D.M.M. PM2513 £90

3½ digit D.M.M. PM2513A £95

SCHLUMBERGER-

SOLARTRON

5½ digit Digital Multimeter

A243 £675

OSCILLOSCOPES

COSSOR

35MHz Dual Trace. CDU.150

£450

50MHz Dual Trace. 4000 £495

DYNAMCO

30MHz. Dual Trace. 7100

£350

40MHz. Dual Trace. 7500

£495

PHILIPS

50MHz Portable Dual Trace.

PM3240 £950

5MHz Miniscope Battery/Mains

PM3010 £325

TEKTRONIX

15MHz Battery/Mains D.T. 422

£750

24MHz Dual Trace Bench. 543B

+ CA £350

50 MHz Dual Trace Bench. 647

+ 10A2 + 11B2 £600

Sampling 661 + 5T3 + 4S1

£585

24MHz D.T. Bench. 545B + CA

£425

50MHz D.T. Bench. 547 + 1A1

£775

80MHz D.T. Bench 585A + 82

£775

Digital Delay Plug In. 7D11

£850

Four Trace Plug In M £275

Four Trace Plug In 1A4 £600

Dual Trace Plug In CA £60

Differential Comparator Plug In Z

£150

OSCILLOSCOPE PROBES

ELECTRONIC BROKERS

(NEW)

X1 Probe Kit EB90 £9

X10 Probe Kit EB91 £11

X1 X10 Probe Kit EB95 £15

GREENPAR

X1 X 10 Probe Kit GE 81600/2

£27

SIGNAL SOURCES

ADVANCE

Sine/Square Oscillator H1E

£80

Low Dist. Oscillator SG68A

£120

HEWLETT PACKARD

AM/FM. Generator 202H £495

VHF Sig. Generator 608D £495

VHF Sig. Generator 608E £675

UHF. Sig Generator 612A £950

MARCONI INSTS.

A.M. Sig. Generator TF801D/1

from £400

A.M. Sig. Generator TF801D/

8S £600

AM/FM Sig. Gen. TF995A/2M

£475

AM/FM Sig. Gen. TF995A/5

£380

AM/FM Sig. Gen TF995B/2

£675

AM/FM Sig. Gen. TF2006

£875

Two Tone Source TF2005R

£350

A.F. Oscillator TF2000 £325

R.C. Oscillator TF1101 £120

A.F. Oscillator TF2100 £150

PHILIPS

Function Generator PM5167

£875

AM/FM Signal Generator

PM5326X £735

SIGN/ROGERS

Low Distortion Oscillator S324

£90

MISCELLANEOUS

BRUEL & KJAER

Measuring Amplifier 2607

£1200

Deviation Bridge 1504 £190

E.N.I.

R.F. Power Amplifier 500L

£315

HEWLETT PACKARD

Distortion Analyser 333A £515

310A Wave Analyser 1kHz-

1.5MHz £1,200

MARCONI INSTRUMENTS

A.F. Transmission Test

Set TF2332 £425

M.F. Transmission Test Set

TF2333 £600

Quantization Distortion Tester

TF2343 £400

Distortion Factor Meter TF2331

£435

Deviation Meter TF791D £195

PHILIPS

Pulse Generator PM5712 £525

Pulse Generator PM5715 £575

Pulse Generator PM5775 £600

Pulse Generator PM5776 £700

Carriage and Packing charge extra on all items unless otherwise stated.


Add 8% VAT to ALL PRICES

Unless otherwise stated all equipment offered in the Electronic Brokers 4 page advertisement is refurbished and in the case of Test Equipment also calibrated. Test equipment is guaranteed for 12 months; computer peripherals for 3 months.

Hours of Business: 9 a.m.-5 p.m. Mon.-Fri.: closed lunch 1-2 p.m.


A copy of our trading conditions is available on request.

No.1 in Second User Minis & Peripherals



ASR33 and KSR33 TELETYPES
Input / Output terminals with 64 ASCII character set. 110 baud operation. Paper tape punch and reader (ASR33 only). Choice of interface (20mA or RS232).

KSR33 £425.00
ASR33 £650.00
Pedestal £30.00



DEC
Big savings on our large stocks of processors, peripherals, add-on memory, options and logic modules (see next column for an extract from our current stocklist)

DEC EQUIPMENT

PDP8A Add-on RAM Read/Write Memory:	
MS8AA 1K	£225
MS8AB 2K	£375
MS8AD 4K	£550
PDP11-04/11-34 Add-on MOS Memory:	
MS11FP 8K	£550
MS11JP 16K	£1,200
PDP11-05/11-40/11-45 Add-on Parity Core Memory:	
MM11LP 8K	£1,000
MM11UP 16K	£1,250
MF11UP 16K complete with backplane	£1,500
PC81 High Speed Reader/Punch & Control for PDP81	£895
DD11A 4 SPC-slot backplane	£195
DR11B DMA Interface complete with backplane	£750
KW11P Programmable Clock	£345
PR11 High-speed paper tape reader and control	£1,450
RT01AB Single-line data entry terminal with hex keyboard and 20mA interface	£150
TC11 TU56 DECtape drive and control	£1,395

DATA GENERAL NOVA
Special Purchase of these popular 16-bit minis. Prices from £995.00 (4K 1200 series CPU) to £3,500.00 (32K 800 series CPU with 2.5 Meg disc.)

COMPUTER PERIPHERALS

SCOPE DATA PRINTERS
240 cps. 80 column receiver-only matrix printer. Full upper and lower case ASCII character set. Standard RS232 interface. Electro-sensitivity printing ensuring quiet operation. BRAND NEW SURPLUS. ONLY £695.00

TEXAS SILENT 700
Model 725KSR Terminal mounted in integral carrying case complete with built-in acoustic coupler. 64-ASCII character set with 5x8 dot matrix. 30 cps. Weight 35 lbs. Dimensions 21 1/2" x 19" x 6 1/2". £695.00

SEAELECTRO PATCH BOARDS
Programme boards for switching and interconnecting input/output circuits. 11 x 20 XY matrix. Interconnection is by means of shorting. Skip and component holding pins (not included). Dimensions: 7 1/2" x 5 3/4" x 1"

PRICE £12.50 (mail order total £14.58)
BURROUGHS SELF-SCAN ALPHANUMERIC DISPLAYS
Single line panel display with 16 or 18 5 x 7 dot matrix positions and a repertoire of 64 characters. Input requirements: a six-bit (binary) code must be present at the data input terminal during the first five clock pulses of each character position. Power requirements: Positive logic supply 4.75-5.25V, 160mA. Negative logic supply -11.4--12.6V -50mA. Display power supply 237.5-262.5V 30mA. Supplied with full technical data.

£55 (mail order total £60.21)
CALCOMP 565 DIGITAL DRUM PLOTTER Y-Axis 11", X-Axis 120". Maximum speed 900 increments (6.3") per second. Input: Positive or negative polarity pulses, amplitude greater than 10V, rise time less than 10 microsec., minimum pulse with 4 microsec. Source impedance less than 500 ohms.
PRICE £1,250

BADGE READER MATRIX TYPE MODEL 161
AMP Model 161 split matrix type (6x14 + 6x14). Gold plated contact spring and interposer buss. Dimensions: 3 1/2" x 4" x 2 3/4".
PRICE £25 (mail order total £28.08)


NEW KEYBOARDS (mail order total)
KB756 key-stations mounted on PCB £49.50 £55.08
KB756MF, as above, fitted with metal mounting frame £55.00 £61.02
for extra rigidity

Optional Extras:
KB15P Edge Connector £3.25 £4.05
KB701 Plastic Enclosure £12.50 £14.31
KB702 Steel Enclosure £25.00 £28.62
KB710 Numeric Pad £8.00 £9.18
KB2376 Spare ROM Encoder £12.50 £14.04

LATEST ADDITION TO THE RANGE
KB771 71 Station keyboard incorporating separate numeric/cursor control pad and installed in custom-built steel enclosure with textured enamel finish. Case dimensions: 17 1/4" x 7 1/2" x 3 3/4". Total weight 4Kg.
PRICE £95 (mail order total £108)
Quantity Discounts available.


NEW KEYTOP/KEYSWITCH KITS—ASCII CHARACTER SET BRAND NEW SURPLUS
Pack of 58 keytops and keyswitches comprising 49 "Qwerty" set. TTY format + 9 Edit/Function keys
PRICE £15 (mail order total £17.28)

SURPLUS KEYBOARDS
KB3 ROM-encoded ASCII keyboard with 63 push-button key stations. Selectable mode—either full ASCII or TTY. Selectable parity. TTL-compatible. Power requirements: +5V-12V. Constructed on rugged PCB with metal mounting plate. Supplied with full technical data. Manufacturers surplus.
ONLY £35 (mail order total £39.42)



HAZELTINE VDUS
The Superb H-2000A terminal with full editing and XY cursor addressing, detachable keyboard, printer port, RS232 interface. ONLY £495.00

Also available:
H-2000 £350.00
H-1200 £425.00



CENTRONICS 101 MATRIX PRINTER

64 ASCII uppercase character set. 165 characters per second 132 print columns. 5x7 dot matrix. Parallel input.
PRICE £750.00



SHUGART FLOPPY DISC DRIVES
SA400 Minifloppy — 110KB capacity, 35 tracks, transfer rate 1.25bits/sec. AV access time 550msec. Power requirements +5VDC +12VDC.
PRICE: £195.00
SA800 Floppy — 400KB capacity, 77 tracks, transfer rate 250Kbits/sec AV access time 280msec. Power requirements +24VDC +5VDC — 5VDC.
PRICE: £395.00



NEW ASCII KEYBOARDS
(Illustrated is the KB771, latest addition to our range of top-quality ASCII keyboards. See next column for full details of prices and range of accessories.)

WW-108 FOR FURTHER DETAILS

Electronic Brokers

STEVENSON

Electronic Components

RESISTORS

Carbon film resistors. High stability, Low noise 5%.
E12 series. 4.7ohms to 10M. Any mix:
each 100+ 1000+

0.25W 1p 0.9p 0.8p
0.5W 1.5p 1.2p 1p

Special development packs consisting of 10 of each value from 4.7ohms to 1 Megohm (650 res.) 0.5W £7.50. 0.25W £5.70.

METAL FILM RESISTORS

A range of high precision, very high stability, low noise resistors. Rated at 1/2W, 1% tolerance. Available from 51ohms to 330K in E24 series. Any mix:

each 100+ 1000+
1/2W 1% 4p 3.5p 3.2p

Special development pack consisting of 10 of every value from 51ohms to 330K in E24 series. Any mix: (a total of 930 resistors) £23.75

OPTO

LEDs 0.125in. 0.2in.

Red TIL209 TIL220 9p

Green TIL211 TIL221 13p

Yellow TIL213 TIL223 13p

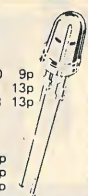
Clips 3p 3p

DISPLAYS

DL704 0.3 in CC 130p

DL707 0.3 in CA 130p

FND500 0.5 in CC 100p



OUR NEW ILLUSTRATED 40 PAGE CATALOGUE CONTAINS A WIDE RANGE OF COMPONENTS INCLUDING: BOOKS, HARDWARE AND AN EXTENSIVE SELECTION OF PASSIVE COMPONENTS

Send large S.A.E.



TRANSISTORS

AC127 17p	BCY71 14p	ZTX109 14p
AC128 16p	BCY72 14p	ZTX300 16p
AC176 18p	BD131 35p	2N697 12p
AD161 38p	BD132 35p	3N1302 38p
AD162 38p	BD135 38p	2N2905 22p
BC107 8p	BD139 35p	2N2907 22p
BC108 8p	BD140 35p	2N3053 18p
BC109 8p	BF244B 36p	2N3055 50p
BC147 7p	BFY50 15p	2N3442 135p
BC148 7p	BFY51 15p	2N3702 8p
BC149 8p	BFY52 15p	2N3704 8p
BC158 9p	MJ2955 98p	2N3705 9p
BC177 14p	MPSA06 20p	2N3706 9p
BC178 14p	MPSA56 20p	2N3707 9p
BC179 14p	TIP29C 60p	2N3708 8p
BC182 10p	TIP30C 70p	2N3819 22p
BC182L 10p	TIP31C 65p	2N3904 8p
BC184 10p	TIP32C 80p	2N3905 8p
BC184L 10p	ZTX107 14p	2N3906 8p
BC212 10p	ZTX108 14p	2N4058 12p
BC214 10p		2N4547 32p
BC214L 10p		2N4548 30p
BC477 19p	1N914 4p	2N5459 32p
BC478 19p	1N4001 4p	2N5777 50p
BC479 19p	1N4002 4p	
BC548 10p	1N4004 5p	
BC549 10p	1N4006 6p	
BCY70 14p	1N4008 6p	

DIODES

1N4148 3p	1N5401 13p
1N5402 15p	1N5404 16p
1N5406 18p	1N5406 18p
BZY88series 2V7 to 33V 8p ea.	

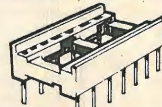
LINEAR

LM301AN 28p	NE555 25p
LM318N 125p	NE556 60p
LM324 50p	NE565 120p
LM339 50p	NE567 170p
LM380 75p	SN76003 200p
LM382 120p	SN76013 140p
LM1830 150p	SN76023 140p
LM3900 50p	SN76033 200p
LM3909 60p	TBA800 70p
MC1496 60p	TDA1022 650p
MC1458 35p	ZN414 75p

SKTS

Low profile by Texas.

8 pin 10p	24 pin 24p
14 pin 12p	28 pin 28p
16 pin 13p	40 pin 40p



Soldercon pins: 100:50p. 1000:370p

74LS

LS00 16p	LS73 29p	LS156 80p
LS01 16p	LS74 29p	LS157 45p
LS02 16p	LS75 44p	LS164 90p
LS03 16p	LS76 35p	LS174 60p
LS04 16p	LS77 35p	LS175 60p
LS08 16p	LS78 35p	LS190 80p
LS10 16p	LS79 35p	LS192 70p
LS13 30p	LS80 45p	LS193 70p
LS14 70p	LS81 45p	LS196 80p
LS20 16p	LS82 33p	LS251 60p
LS30 16p	LS83 33p	LS257 55p
LS32 24p	LS84 33p	LS258 55p
LS37 26p	LS85 33p	LS266 40p
LS40 22p	LS86 33p	LS283 60p
LS42 53p	LS87 33p	LS290 55p
LS47 70p	LS88 33p	LS365 45p
LS48 48p	LS89 45p	LS366 45p
LS54 16p	LS90 45p	LS367 45p
	LS91 45p	LS368 45p
	LS92 45p	LS386 35p
	LS93 45p	LS670 180p
	LS94 45p	
	LS95 65p	
	LS123 56p	
	LS125 40p	
	LS126 40p	
	LS132 60p	
	LS136 36p	
	LS138 54p	
	LS139 50p	
	LS151 50p	
	LS153 50p	
	LS155 80p	

TTL

7400 12p	7414 25p	74132 50p
7401 12p	7415 32p	74141 56p
7402 12p	7416 28p	74148 90p
7404 12p	7417 28p	74150 70p
7408 14p	7418 28p	74151 50p
7410 12p	7419 28p	74156 52p
7413 25p	7420 12p	74157 52p
7414 48p	7421 24p	74164 90p
7420 12p	7422 24p	74172 58p
7427 24p	7423 12p	74177 58p
7430 12p	7424 12p	74179 72p
7442 43p	7425 12p	74191 72p
7447 55p	7426 12p	74192 64p
7448 58p	7427 12p	74193 64p
	7428 12p	74196 55p
	7429 12p	74197 55p
	7430 12p	
	7431 12p	
	7432 40p	
	7433 35p	
	7434 35p	
	7435 35p	

CMOS

4001 15p	4018 65p	4050 28p
4002 15p	4023 15p	4066 40p
4007 15p	4024 45p	4068 20p
4011 15p	4026 95p	4069 16p
4013 35p	4027 35p	4071 16p
4015 60p	4028 52p	4075 16p
4016 35p	4029 60p	4093 48p
4017 55p	4040 68p	4510 70p
	4042 54p	4511 70p
	4046 100p	4513 70p
	4049 28p	4520 65p


FULL DETAILS IN CATALOGUE!

We now have an express telephone order service. We guarantee that all orders received before 5pm. are shipped first class on that day. Contact our Sales Office now! Tel: 01-464 2951/5770.



Quantity discounts on any mix TTL, CMOS, 74LS & Linear circuits: 25+ 10%. 100+ 15%. Prices VAT inc. Please add 30p for carriage. Callers welcome. Official orders accepted.

BARCLAYCARD & ACCESS WELCOME.



Mail orders to: STEVENSON (Dept WW)

76 College Road, Bromley, Kent, England

ALL OUR MAIN STOCKS HAVE NOW BEEN SOLD

Stock not stored at our previous address or purchases during or since the closure order was given could not be sold from that address. **We now offer the remainder of our stock of oscilloscopes, components, general test gear, etc.** to the public and dealers. Send for lists. 9p stamp please.

Or Call and See our DISPLAY of Equipment and Components at VERY ATTRACTIVE PRICES.

CALLERS ARE VERY WELCOME strictly between the hours 9am to 1pm and 2pm to 5pm Monday to Saturday incl.

BARCLAYCARD (VISA) AND ACCESS WELCOME.

ALL INVOICES, ENQUIRIES, ETC., TO OUR TEMPORARY ADDRESS OF

CHILTMEAD LTD

NORWOOD ROAD, READING

(at the sign of the 'Spoked Wheel')

TELEPHONE NO. READING 669656

C.T. ELECTRONICS (ACTON) LTD.

Registered in England 1179820

267 & 270 ACTON LANE, LONDON W4 5DG. Telephone: 01-994 6275

9.30am-6.00pm
MON-SAT
CONTINUOUS

This advertisement represents a fraction of the stock held by us. No mail order other than trade (minimum order £5). Carriage and packing charge extra. Add VAT at 8% to all prices except those marked * which are 12½%. Government, colleges, trade and export welcome.

STABILISED POWER SUPPLIES:

FARNELL A15 1p.210/240V @ 50-400Hz. Dual Op., adjustable 12.1V @ 100mA per rail. Remote sensing, current limit overload protection with automatic voltage reset. Card (130x164mm.) mounted, clearance 38mm. With manual — **£5.00** plus 8% VAT.

FARNELL 7/3SC 1p.120/240V.Op. has adjustable current limit 0-2A. Remote sensing. 96x93x188mm. Available in 5V, 15V, or 30V versions. Brand new. **£15.00** plus 8% VAT.

COUTANT OA2 op. amp power supply. 1p. 120/240V. Dual op. 12-15V @ 100mA (138x80x45mm.) Brand new. **£15.00** plus 8% VAT.

COUTANT IC200 1p. 100/132V or 200/264V @ 45-400Hz.Op. 5-6V @ 1A. Remote sensing. Over voltage crowbar protection. Current trip protection. (180x90x54mm). Brand new with manual. Current list price £36.00. Our price **£20.00** plus 8% VAT.

BRANDENBURG Model 374 photomultiplier power supply, 300V-1KV @ 5mA. current limit. Metered. Rack mounting. Brand new. **£20.00** plus 8% VAT.

VEROBORDS

0.1" Pitch Copper Clad	0.15" Pitch Copper Clad
2.5" x 5" 0.59	2.5" x 5" 0.53
2.5" x 3.75" 0.50	2.5" x 3.75" 0.44
2.5" x 1.7" 1.77	3.75" x 1.7" 1.98
3.75" x 5" 0.66	3.75" x 5" 0.74
3.75" x 3.75" 0.59	0.15" Pitch Plain Board
3.75" x 1.7" 2.28	5" x 3.75" 0.47
4.7" x 1.7.9" 2.99	2.5" x 5" 0.30
2.5" x 1.1" (Sold in 5s) 0.70	New V-Q DIP Board 1.11
0.1" Pitch Plain Board	
3.75" x 1.7.9" 1.49	SPECIAL OFFER
3.75" x 2.5" 0.36	741 8 pin DIL 15p
3.75" x 5" 0.56	

Cassette Erase Tape Heads ¼" **£1.00 each.**
Cassette Monotape Heads ¼" **£2.00 each.** Brand new.

Miniature Moulded Track Presets by Plessey. Screwdriver operation, 0.25W dissipation. PCB fixing, **15p each.**

Open Cermet Presets. Most values in stock. **15p each.**

CAM TIMERS by General Time
0-4.5min. with 22A 150VAC ms (70x70x60) **£4.00**

0-60sec. with 10A 250VAC ms (84x84 fascia) **£4.00**

1-1.7sec. with 10A 250VAC ms (80x80x50) **£4.00**
2200µF 100V computer grade electrolytic Mullard **£1.00 + VAT. 12½%.**

4000UB 0.17	4027B 0.44	4075B 0.20
4001UB/B 0.17	4028B 0.77	4076B 1.17
4002UB/B 0.17	4029B 1.03	4077B 0.39
4006B 1.04	4032B 0.89	4078B 0.20
4007UB 0.18	4034B 1.71	4081B 0.20
4008B 0.87	4040B 0.97	4082B 0.20
4011UB/B 0.18	4043B 0.88	4093B 0.80
4012UB/B 0.20	4044B 0.84	40180B 1.19
4013B 0.43	4049UB 0.50	40181B 1.19
4014B 0.83	4050B 0.43	40182B 1.19
4015B 0.83	4051B 0.82	40183B 1.19
4016B 0.48	4052B 0.82	40174B 0.85
4017B 0.79	4053B 0.82	40175B 0.86
4018B 0.83	4056B 0.55	40194B 1.19
4020B 1.11	4068B 0.20	4510B 1.01
4021B 0.90	4069UB 0.20	4511B 1.25
4022B 0.82	4070UB 0.46	4512B 0.91
4023UB/B 0.18	4071B 0.20	4516B 1.01
4024B 0.70	4072B 0.20	4518B 0.97
4025UB/B 0.20	4073B 0.20	4528B 0.80

Berk Tek BTK-30-3CL 30 AWG 5mil wall Kynar cable (for computer back panel wiring) style 1423 105°C, red or white. Approx. ½ list price at £20 per 10,000 ft. reel.
Blues Macs RIBBON CABLE £20 + V.A.T. 25-way (150V, 105°C). 100ft. Reels per reel.
Thermosetting Silver Compound £20 + V.A.T. per 50g Tube.
Special offer Filmet SC 65 1MΩ 0.1% M. Film Resistors 20p each.
REED RELAYS OSMOR CD3182 6V 2PCO PCB MOUNTING (60 x 18 x 13mm), £1.00 + V.A.T.

NEW SURPLUS OFFER HIGH SPEED 15MHz 8-BIT DIGITAL TO ANALOGUE CONVERTERS

by Micro-Consultants Ltd. 50ohm Cable-drive output. Linearity: 0.25% max; 0.125% typ. Settling time: 2volt step 70nS typ; 2mV step 50nS.
Colour Television Transmission Standard. Differential Gain 0.5%. Differential Phase Shift 0.5°

TYPES RAD 802 AND MC2208/8
UNUSED, EX-MAKER'S PACK
ONE-OFF CURRENT LIST PRICE . . . OVER £250
SPECIAL OFFER PRICE £60

DATA GENERAL COMPUTERS

WE HAVE SEVEN COMPLETE SYSTEMS, EACH COMPRISING

Cabinets with power supplies. Fans, mains filter units, 240V 50HZ. Nova 820 mainframe 240V 50HZ, Nova 820 expansion chassis 240V 50HZ. CPU1 (8206) power mon and restart.
CPU2 (8207) mult/div. I/O int (4007/4010) for TTY. 32K word of core store memory, 16 bits per word.
Disc pack controller board (4046). Gen. purpose int. bd. with data channel (4040/4042).
2.5m byte disc storage system (Diablo) Series 30 (4047A) moving head. Disc power supply (240V 50HZ) with adaptor and logic board (4047). Computer Control Panel. **OFFERS AROUND £5000**

ALUMINIUM BOXES

Ins L	W	H	Retail price +8% VAT
AB7 (5½	2½	1½)	0.70
AB8 (4	4	1½)	0.70
AB9 (4	2½	1½)	0.70
AB10 (4	5½	1½)	0.70
AB11 (4	2½	2)	0.85
AB12 (3	2	1)	0.70
AB13 (6	4	2)	1.00
AB14 (7	5	2½)	1.20
AB15 (8	6	3)	1.55
AB16 (10	7	3)	1.75
AB17 (10	4½	3)	1.45
AB18 (12	5	3)	1.75
AB19 (12	8	3)	2.40

BLUE REXINE COVERED

RB1 (5	4½	2½)	1.45
RB2 (8	5	3)	1.70
RB3 (9	5	3½)	1.00
RB4 (11	6	4)	2.30
RB5 (11	7½	4½)	2.70

7400 0.12	7451 0.20	7411 0.75
7401 0.12	7453 0.20	74150 1.00
7402 0.12	7454 0.20	74151 0.70
7403 0.12	7460 0.20	74153 0.70
7404 0.12	7470 0.35	74154 1.00
7405 0.18	7472 0.30	74155 0.70
7406 0.32	7473 0.30	74156 0.85
7407 0.32	7474 0.30	74157 0.70
7408 0.20	7475 0.45	74160 0.95
7409 0.20	7476 0.35	74161 0.50
7412 0.20	7480 0.60	74162 1.00
7413 0.30	7481 1.00	74163 1.00
7414 0.70	7482 0.90	74164 1.00
7415 0.30	7483 0.80	74165 1.00
7417 0.30	7484 1.10	74166 1.00
7419 0.50	7485 0.90	74167 2.50
7420 0.18	7486 0.30	74170 2.00
7421 0.20	7489 1.60	74174 0.95
7422 0.35	7490 0.35	74175 0.80
7423 0.32	7491 0.50	74176 0.80
7425 0.30	7492 0.45	74177 0.80
7426 0.30	7493 0.40	74180 0.80
7427 0.30	7494 0.90	74181 1.85
7428 0.40	7495 0.65	74182 0.95
7430 0.18	7496 0.65	74184 1.50
7432 0.26	7497 1.90	74185 1.50
7433 0.50	74100 1.40	74188 2.50
7437 0.30	74104 0.70	74190 1.00
7438 0.30	74105 1.70	74191 1.00
7440 0.18	74107 0.30	74192 1.00
7441 0.70	74109 0.55	74193 1.00
7442 0.50	74110 0.55	74194 1.00
7443 1.30	74118 0.95	74195 0.95
7445 1.00	74119 1.30	74196 0.95
7446 1.00	74121 0.28	74197 0.80
7447 0.75	74122 0.55	74198 1.60
7448 0.75	74123 0.55	74199 1.60
7449 1.00	74125 0.50	74100 1.60
7450 0.20	74132 0.70	

TRANSFORMERS, all 240V primary

6-0-6 500mA (63x35x48)	£1.40
0-11, 2A; 0-22, 1A (76x64x60)	£2.40
12V 130mA (36x45x40)	£0.75
17V 300mA (44x47x74)	£1.50
18V 2A (80x55x70)	£2.80
18V 2.5A (115x65x62)	£2.50
28V 200mA (53x45x37)	£1.00
32V 250mA (46x37x31)	£1.20
0-2-4-6-8-10-12, 0-1-1, 5A	£6.00
0-110-115-230-250V 2KW (Auto)	£20.00

KEYSWITCHES — HEAVY DUTY by Kraus & Naimer

2P (1PM-1PB) 12A 600VAC **£1.50** 49mm square
10P (4PM-6PB) 12A 600VAC **£3.00** fascia

By Baco:

8P (4PM-4PB) 10A 380VAC **£3.00**

ILLUMINATED SWITCHES by Licon

Rectangular snap in (01-800 series). 10A contacts.

Min. flange bulb holders

2PCO Latching **£1.50**

2PCO Momentary **£1.50**

SPCO Momentary **£1.00**

Indicator only **£0.50**

Price includes lenses but not bulbs.

Red, yellow, blue, green and white lenses available.

ROTARY SWITCHES available in 30 different types, prices range from **45p-£1.20**

PREH Television Push-button Tuner Units, 4 and 6 button, brand new in original boxes **75p each.**

Large quantity available.

LEVER SWITCHES GPO BP1000 Type

4PCO, 8PCO with knobs **£0.60**

PUSHBUTTON SWITCHES by A. B. Electronics

4-way 2PCO **£0.50**, 7w, 5x2PCO, 2x4PCO **£0.80.**

EDGE CONNECTORS

Single sided 0.1 pitch:

24-way (fixing holes 73mm)—UCL **£0.70**

40-way (fixing holes 118mm)—RS **£1.20**

78-way (length 204mm)—UECL **£1.50**

Single sided 0.15 pitch:

15-way (fixing holes 73mm). Gold plated EB **£0.60**

18-way (fixing holes 85mm) inc. locating pin **£0.75**

32-way (fixing holes 136mm). Gold plated, EB **£1.50**

27-way (fixing holes 122mm) **£1.30**

Double sided-0.1 pitch:

2x40-way (fixing holes 117mm). Gold plated **£2.00**

Double sided 0.15 pitch:

2x40-way (fixing holes 165mm), Gold plated **£2.00**

MAINS FILTERS

Potter 30A, 125V (184x51x70). Sealed **£3.00**

Erio 8A, 250V (61x120x47). Diecast box **£5.00**

BRIMAR CRT M17/15GV, with scan coils and Wallis power supply, Rectangular screen (96x130). **£20.00**

LARGE PANEL METERS (Clear view)

SI fam 140-0-140microAmp (107x145). Calibrated 0-14 and 7-0-7. Boxed **£5.00**

Anders 1mA f.s.d. (145x115). Calibrated 0.15KV boxed. **£5.00**

We have at time of press over 2 million Electroslit & Welwyn Metal Oxide Resistors well below manufacturer's price. Phone for details.

SPECIAL OFFER 100k LIN Mono Slider Potentiometer by Noble (Metal body), 63mm length, price **30p each + VAT.** All boxed as original. **Discount on quantity.**

Potentiometers W. Wound 1Ω-100Ω by A, B or Colvern Ltd, 1½ watt **40p**, 3 watt **60p**, 5 watt **80p**.

SPECIAL OFFER 2k 2 LIN single gang Potentiometer by Egen ¼" shaft, ¾" bush plastic spindle **Price 40p each + 1½%. Discount on quantity.**

We have considerable stock of PT10 & PT15 Presets. Special price for PT15 of the following value 100Ω.

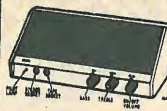
1k5, 2k2, 4k7, 10k, 22k, 47k, 100k. All the above values @ **£25/1000.** 12½ VAT. Retail prices all values 10p either PT10 size or PT15. Open is enclosed.

DISC DRIVES 2½ MBYTE TYPE 4047A WITH PSY £400 + VAT

DATA GENERAL

PHOTO PAPER TAPE READERS
400 I.P.S. 8 BIT Part No. 6013-2
SPECIAL OFFER PRICE £150 + VAT

BUSH "PARTY AMP"



This very attractive unit is a complete mono amplifier originally designed as the second channel BUSH record players. All solid state, the case houses good quality speaker, power supply, pre-amp and controls. Standard DIN socket input accepts ceramic cartridge direct. 240v operation. Brand new and boxed complete and screened DIN to DIN connection lead and instruction leaflet. Many uses include baby alarm, guitar practice amp, booster amp for transistor radios, etc. etc.

Two types available:
Type 1 2-3 watts output with volume and tone control £7.50
Type 2 2-6 watts output with separate bass, treble, volume controls and tape output £8.50 + 50p, PP 21
NOTE For use as baby alarm and guitar practice amp it may be necessary to use our phono preamplifier module (BM).



3 DIGIT COUNTER

one pulse at mains voltage moves 1 d. —not resettable—real bargain £7.95p.



MAINS BLOWER

The Torrin—quiet but powerful outlet size 2 1/2 x 1 1/2 for cooling equipment etc. will extract of outlet is blowing outwards price £5.50. Other models from £2.00.

PP3/PP9 REPLACEMENT

Japanese made in plastic container with leads size 2in. x 1 1/4in. x 1 1/4in. This is ideal to power a calculator or radio. It has a full wave rectifier and smoothed output of 9V suitable for loading of up to 100mA. £2.55.

MICRO SWITCH BARGAINS

Rated at 5 amps 250V. Ideal to make a switch panel for a calculator and for dozens of other applications. Parcel of 10 (two types) for £1.25.

INDUCTION MOTORS

One illustrated in our reference MM11 made for ITT 1/2 stack 1 1/2 spindle £2.25. 1/4 stack model £1.75. 1 stack £2.75. 1 1/2 stack £3.25.

MOTORISED DISCO SWITCH

With 10 amp change-over switches. Multi adjustable switches are rated at 10 amps. This would provide a magnificent display. For mains operating. 8 switch model £5.25. 10 switch model £5.75. 12 switch model £6.75.

25A ELECTRIC PROGRAMMER

Learn in your sleep. Have radio playing and kettle boiling as you wake—switch on lights to ward off intruders—have a warm house to come home to. All these and many other things you can do if you invest in an electrical programmer. Clock by famous maker with 15 amp on/off switch. Switch on time can be set anywhere to stay on up to 6 hours independent 60 minute memory jogger. A beautiful unit. £3.50.

SOUND TO LIGHT UNIT

Add colour or white light to your amplifier. Will operate 1, 2 or 3 lamps (maximum 450W). Unit in box all ready to work. £9.95.

CAR STARTER CHARGER

Our own kit this has proved a godsend to many motorists contains 20 amp transformer and bridge rectifier switch HD resistor and full instruction £9.95.

RADIO STETHOSCOPE


Easiest way to fault find, traces, signal from aerial to speaker, when signal stops you've found the fault. Use it on radio, TV, amplifier, anything. Kit comprises transistors and parts including probe tube and twin stetho-set £3.95.

MINI-MULTI TESTER

Amazing, deluxe pocket size precision moving coil instrument—jewelled bearings—1000 opv—mirrored scale. 11 instant ranges measure: DC volts 10, 50, 250, 1000. AC volts 10, 50, 150, 1000. DC amps 0-1 mA and 0-100 mA. Continuity and resistance 0-150K Ohms. Complete with insulated probes, leads, battery, circuit diagram and instructions. Unbelievable value only £8.50 + 50p post and insurance.

MULLARD NILEX

A mains operated 4+4 stereo system. Rated one of the finest performers in the stereo field this would make a wonderful gift for almost anyone in easy-to-assemble modular form and complete with a pair of Plessey speakers this should sell at about £30—but due to a special bulk buy and an incentive to you to buy this month we offer the system complete at only £18 including VAT and postage.



ELECTRONIC VOLTMETER/SENSITIVE RELAY

Consists of a large, extremely readable, 4 1/2" square drop through panel volt meter, 0/0-1 fed. Built into the front of the meter are two screw adjusters which move two separate pointers, one red and one green, up and down the scale, the purpose being to set a minimum and maximum level so that when the needle falls below or rises above the preset levels a unique 'under' and 'over' circuit inside the meter relays to bring an 'under' or 'over' circuit into operation. The meter is completely separate from the relay. The relay is connected to be used as a standard 0-1 motor. Many uses including level controls, light controls, auto battery chargers, alarm units, etc. etc. Manufacturers list price of over £120 each. An unbelievable snip at £17.75 + 62p, p & p. 80p. (Less than value of the meter alone). Circuit diagram included.

G.P.O. HIGH GAIN AMP/SIGNAL TRACER

In case measures 5 1/2 x 3 1/2 x 1 1/2 extremely high gain (70 DB) solid state amplifier designed for use as a signal tracer on GPO cables etc. Functions very well as a signal tracer for fault finding in radios etc. etc. By connecting a simple coil to the input it becomes a useful mains cable tracer. Uses standard 45v battery and has input, output sockets and on-off volume control mounted flush on the top. Many other uses include general purpose amp, cueing amp etc. etc. An absolute bargain at only £2.25. Suitable 80 ohm earpiece 60p + 5p.

PLUG IN MODULES



MODULES Neat 'plug-in' size approximately 2" long x 3" wide x 1 1/2" high. Japanese made, 6v operation, solid state, eight different types to perform various functions as follows—
FIRE ALARM MODULE (BM 71) Used with thermostatic switch or switches and 6v battery this will drive a speaker and give audible alarm. Note: Ceiling type, white, fire operated thermal switches available £2.50 + 12p ea.
ELECTRONIC ORGAN MODULE (BM 51) This is a tone oscillator especially designed for an electric organ. Requires an external 10k resistor miniature variable type to provide various notes.
RAIN ALARM MODULE (BM 61) Intended to detect rain or moisture and will operate a loud speaker with a high frequency sound which will vary in intensity to a degree which depends on the amount of moisture collected. A grid type pick up is recommended with a spacing about 1/16" between grids (the raindrops short the grids).
PHONO PREAMPLIFIER (BM 1) Will amplify the output of a magnetic cartridge, tape head, timer etc., up to about 1 volt, and give a reasonably flat response curve, should suit most amplifiers.
DUAL LAMP FLASHER (BM 100) An electronic switch designed to flash two miniature bulbs alternatively at 1/2 sec. intervals with any 6v, 1 to 3 amp bulb. Ideal for flasher of model car, model plane and boat, warning of railroad crossing of HO gauge; display attention getter, car emergency warning, etc.
MORSE CODE OSCILLATOR (BM 42) Miniature transmitter, it transmits a modulated signal (400-3000hz) which can be picked up with normal AM radio receiver. Also ideal for a signal source on test bench for tracing troubles in AM radios.
METRONOME MODULE (BM 32) Designed to vary the tempo from approximately 40 to 208 beats per minute at complete solid state electronic timer only a speaker, a potentiometer and a 6v DC supply are required to complete. Could easily be tucked away into our £4 extension speaker to make a nice looking instrument.
BURGALAR ALARM MODULE (BM 70) This module enables connection to as many trigger mats, window switches, microphones etc. as you require, and when the circuit is closed will emit a horn type sound from the speaker. No power is consumed in the nonalarm condition, therefore giving long battery life. PRICFS any module £1.95, bases optional 50p.

IT'S FREE

Our monthly Advance Advertising Bargains List gives details of bargains arriving or just arrived—often bargains which are not available elsewhere—can appear—It's an interesting list and it's free—just send S.A.S. Below are a few of the bargains still available from previous lines.

COMPUTER EQUIPMENT

We are stocking a wide range of computer equipment including:
MEMOREX 8" floppy disc drives, as new, £180.50 + £14.44
TELETYPES ASR33 from £285. KSR33 from £175
SPERRY UNIVAC Display Keyboard with VDU Uniscop 300 from £60.00
5V 2.5-6 AMP P.S.U. With Circuit £6.75 + 54p, pp £1.75
CLO RACAL Supergrade cassettes with library cases 2 for £1, 10 for £5.20
A range of TTL and other components is now stocked at the Shop.

OSCILLOSCOPES We now have a good range of scopes ex stock at the shop, prices range from £40—£275 for example: Double Beam Scope—working order £45
Phillips Single Beam—working order £45
C17455 Philips DC-coupled GPO 4 pole type, reference number Marconi TF 8300 Double Beam DC-20mhz perfect order £225
Tektronix 545A double DC-24mhz £175
Scopes sell very fast we strongly advise a visit to the shop where personal callers can snap up bargains! Mail customers please telephone for availability.

Constant Voltage Auto-Transformers made for operating American made computer equipment off standard 230-240v mains. Input voltage can be plus or minus 20%, output voltage would be a steady 115v. They are beautifully made regardless of cost. We have two models, one 500w price £40.90 or 750w price £75. Carriage depending on distance.

Telephone Headset and Mouthpiece As used by switchboard operators, made for the GPO are obviously best quality. Very light-weight so not uncomfortable to wear. £3.75.
Telephone Short GPO 4 pole type, reference number 420. Currently used with plug-in telephones, ex equipment but unused. 82p.
Telephone Socket Panel mounted, 4 pole, will take the 420 plug. 75p + 6p.

Strong Metal Box Just the right size to hold in your hand approx 8" x 5" x 1 1/2" removable lid and top punched to take controls. This has 4 drawers, particularly suitable for making rugged portable test systems. £1.30.
1000 Watt Heat and Light Lamp Mullard, tubular, suitable high speed drying, or for quick heat, especially where localised heating is required in workshops are warehouses where general heating is impossible costwise. Supplied complete with holder and mounting clips. £4.90.
Making a Convactor Heater? We can offer a bank of four 1kw metal clad elements all mounted on a 3" square iron plate. By comparatively simple switching 8 heat outputs ranging from approximately 250 watt to 4000 watt can be achieved. The elements, which are in the form of loops with push on tag connectors, extend to a length of approx. 17" from the plate, so a relatively compact simple convactor heater could be made using this; if a blower is also fitted then the overall size can be kept relatively small. Suitable blowers are available price £2 each. Price of the element £3.50 plus 28p, pp £1.25.

Waterproof Hand Instrument Many uses include, winding round water pipes to prevent freezing, under seed boxes to assist germination in gloves or boots to keep these warm etc. 13 yard length gives approximately 30 watts at 230 volts, has self regulating temperature control. Price 85p + 7p.
0-40 amp AC Panel Meter This is a surface mounted meter 2 1/2" dia, calibrated at 50hz being moving iron it should also be suitable for DC. Reasonably linear gives very clear readings at 1 amp intervals up to 40 amps. No external shunts necessary. £2.20.
Dual Range Panel Meter Scale calibrated 0-10v and 0-500v. 2 1/2" flush mounting this has internal resistor for the 10v range but would require external resistor for the 500v range. A very sensitive 20k per volt movement. First class British Manufacturer. £3.24.

SUPER VALUE HARDWARE PACK Ever been stuck for the right nut, bolt, giant hardware pack, contents include nuts, bolts, screws, washers, spacers etc. Mixed in BA, whitworth and metric threads, contents are in brass, bronze, steel, etc. 2lb per bag, average contents 400-600 pieces. £2.50.
900 WATT TRANSFORMER 110v 8 amps centre tapped. Price £1.95. Order transformer with 25% extra on this will carry up to 16 amps at 55 volts. Made by Foster this is impregnated and varnished with very substantial clamps and punched for base mounting, also has a terminal platform with screw down terminals—weight approximately 30lbs. Has many applications including welding. £17.25 carriage £3 (mainland only). Order transformer with 25% extra on this will carry up to 16 amps at 55 volts. Made by Foster this is impregnated and varnished with very substantial clamps and punched for base mounting, also has a terminal platform with screw down terminals—weight approximately 30lbs. Has many applications including welding. £17.25 carriage £3 (mainland only). Order transformer with 25% extra on this will carry up to 16 amps at 55 volts. Made by Foster this is impregnated and varnished with very substantial clamps and punched for base mounting, also has a terminal platform with screw down terminals—weight approximately 30lbs. Has many applications including welding. £17.25 carriage £3 (mainland only). Order transformer with 25% extra on this will carry up to 16 amps at 55 volts. Made by Foster this is impregnated and varnished with very substantial clamps and punched for base mounting, also has a terminal platform with screw down terminals—weight approximately 30lbs. Has many applications including welding. £17.25 carriage £3 (mainland only). Order transformer with 25% extra on this will carry up to 16 amps at 55 volts. Made by Foster this is impregnated and varnished with very substantial clamps and punched for base mounting, also has a terminal platform with screw down terminals—weight approximately 30lbs. Has many applications including welding. £17.25 carriage £3 (mainland only). Order transformer with 25% extra on this will carry up to 16 amps at 55 volts. Made by Foster this is impregnated and varnished with very substantial clamps and punched for base mounting, also has a terminal platform with screw down terminals—weight approximately 30lbs. Has many applications including welding. £17.25 carriage £3 (mainland only). Order transformer with 25% extra on this will carry up to 16 amps at 55 volts. Made by Foster this is impregnated and varnished with very substantial clamps and punched for base mounting, also has a terminal platform with screw down terminals—weight approximately 30lbs. Has many applications including welding. £17.25 carriage £3 (mainland only). Order transformer with 25% extra on this will carry up to 16 amps at 55 volts. Made by Foster this is impregnated and varnished with very substantial clamps and punched for base mounting, also has a terminal platform with screw down terminals—weight approximately 30lbs. Has many applications including welding. £17.25 carriage £3 (mainland only). Order transformer with 25% extra on this will carry up to 16 amps at 55 volts. Made by Foster this is impregnated and varnished with very substantial clamps and punched for base mounting, also has a terminal platform with screw down terminals—weight approximately 30lbs. Has many applications including welding. £17.25 carriage £3 (mainland only). Order transformer with 25% extra on this will carry up to 16 amps at 55 volts. Made by Foster this is impregnated and varnished with very substantial clamps and punched for base mounting, also has a terminal platform with screw down terminals—weight approximately 30lbs. Has many applications including welding. £17.25 carriage £3 (mainland only). Order transformer with 25% extra on this will carry up to 16 amps at 55 volts. Made by Foster this is impregnated and varnished with very substantial clamps and punched for base mounting, also has a terminal platform with screw down terminals—weight approximately 30lbs. Has many applications including welding. £17.25 carriage £3 (mainland only). Order transformer with 25% extra on this will carry up to 16 amps at 55 volts. Made by Foster this is impregnated and varnished with very substantial clamps and punched for base mounting, also has a terminal platform with screw down terminals—weight approximately 30lbs. Has many applications including welding. £17.25 carriage £3 (mainland only). Order transformer with 25% extra on this will carry up to 16 amps at 55 volts. Made by Foster this is impregnated and varnished with very substantial clamps and punched for base mounting, also has a terminal platform with screw down terminals—weight approximately 30lbs. Has many applications including welding. £17.25 carriage £3 (mainland only). Order transformer with 25% extra on this will carry up to 16 amps at 55 volts. Made by Foster this is impregnated and varnished with very substantial clamps and punched for base mounting, also has a terminal platform with screw down terminals—weight approximately 30lbs. Has many applications including welding. £17.25 carriage £3 (mainland only). Order transformer with 25% extra on this will carry up to 16 amps at 55 volts. Made by Foster this is impregnated and varnished with very substantial clamps and punched for base mounting, also has a terminal platform with screw down terminals—weight approximately 30lbs. Has many applications including welding. £17.25 carriage £3 (mainland only). Order transformer with 25% extra on this will carry up to 16 amps at 55 volts. Made by Foster this is impregnated and varnished with very substantial clamps and punched for base mounting, also has a terminal platform with screw down terminals—weight approximately 30lbs. Has many applications including welding. £17.25 carriage £3 (mainland only). Order transformer with 25% extra on this will carry up to 16 amps at 55 volts. Made by Foster this is impregnated and varnished with very substantial clamps and punched for base mounting, also has a terminal platform with screw down terminals—weight approximately 30lbs. Has many applications including welding. £17.25 carriage £3 (mainland only). Order transformer with 25% extra on this will carry up to 16 amps at 55 volts. Made by Foster this is impregnated and varnished with very substantial clamps and punched for base mounting, also has a terminal platform with screw down terminals—weight approximately 30lbs. Has many applications including welding. £17.25 carriage £3 (mainland only). Order transformer with 25% extra on this will carry up to 16 amps at 55 volts. Made by Foster this is impregnated and varnished with very substantial clamps and punched for base mounting, also has a terminal platform with screw down terminals—weight approximately 30lbs. Has many applications including welding. £17.25 carriage £3 (mainland only). Order transformer with 25% extra on this will carry up to 16 amps at 55 volts. Made by Foster this is impregnated and varnished with very substantial clamps and punched for base mounting, also has a terminal platform with screw down terminals—weight approximately 30lbs. Has many applications including welding. £17.25 carriage £3 (mainland only). Order transformer with 25% extra on this will carry up to 16 amps at 55 volts. Made by Foster this is impregnated and varnished with very substantial clamps and punched for base mounting, also has a terminal platform with screw down terminals—weight approximately 30lbs. Has many applications including welding. £17.25 carriage £3 (mainland only). Order transformer with 25% extra on this will carry up to 16 amps at 55 volts. Made by Foster this is impregnated and varnished with very substantial clamps and punched for base mounting, also has a terminal platform with screw down terminals—weight approximately 30lbs. Has many applications including welding. £17.25 carriage £3 (mainland only). Order transformer with 25% extra on this will carry up to 16 amps at 55 volts. Made by Foster this is impregnated and varnished with very substantial clamps and punched for base mounting, also has a terminal platform with screw down terminals—weight approximately 30lbs. Has many applications including welding. £17.25 carriage £3 (mainland only). Order transformer with 25% extra on this will carry up to 16 amps at 55 volts. Made by Foster this is impregnated and varnished with very substantial clamps and punched for base mounting, also has a terminal platform with screw down terminals—weight approximately 30lbs. Has many applications including welding. £17.25 carriage £3 (mainland only). Order transformer with 25% extra on this will carry up to 16 amps at 55 volts. Made by Foster this is impregnated and varnished with very substantial clamps and punched for base mounting, also has a terminal platform with screw down terminals—weight approximately 30lbs. Has many applications including welding. £17.25 carriage £3 (mainland only). Order transformer with 25% extra on this will carry up to 16 amps at 55 volts. Made by Foster this is impregnated and varnished with very substantial clamps and punched for base mounting, also has a terminal platform with screw down terminals—weight approximately 30lbs. Has many applications including welding. £17.25 carriage £3 (mainland only). Order transformer with 25% extra on this will carry up to 16 amps at 55 volts. Made by Foster this is impregnated and varnished with very substantial clamps and punched for base mounting, also has a terminal platform with screw down terminals—weight approximately 30lbs. Has many applications including welding. £17.25 carriage £3 (mainland only). Order transformer with 25% extra on this will carry up to 16 amps at 55 volts. Made by Foster this is impregnated and varnished with very substantial clamps and punched for base mounting, also has a terminal platform with screw down terminals—weight approximately 30lbs. Has many applications including welding. £17.25 carriage £3 (mainland only). Order transformer with 25% extra on this will carry up to 16 amps at 55 volts. Made by Foster this is impregnated and varnished with very substantial clamps and punched for base mounting, also has a terminal platform with screw down terminals—weight approximately 30lbs. Has many applications including welding. £17.25 carriage £3 (mainland only). Order transformer with 25% extra on this will carry up to 16 amps at 55 volts. Made by Foster this is impregnated and varnished with very substantial clamps and punched for base mounting, also has a terminal platform with screw down terminals—weight approximately 30lbs. Has many applications including welding. £17.25 carriage £3 (mainland only). Order transformer with 25% extra on this will carry up to 16 amps at 55 volts. Made by Foster this is impregnated and varnished with very substantial clamps and punched for base mounting, also has a terminal platform with screw down terminals—weight approximately 30lbs. Has many applications including welding. £17.25 carriage £3 (mainland only). Order transformer with 25% extra on this will carry up to 16 amps at 55 volts. Made by Foster this is impregnated and varnished with very substantial clamps and punched for base mounting, also has a terminal platform with screw down terminals—weight approximately 30lbs. Has many applications including welding. £17.25 carriage £3 (mainland only). Order transformer with 25% extra on this will carry up to 16 amps at 55 volts. Made by Foster this is impregnated and varnished with very substantial clamps and punched for base mounting, also has a terminal platform with screw down terminals—weight approximately 30lbs. Has many applications including welding. £17.25 carriage £3 (mainland only). Order transformer with 25% extra on this will carry up to 16 amps at 55 volts. Made by Foster this is impregnated and varnished with very substantial clamps and punched for base mounting, also has a terminal platform with screw down terminals—weight approximately 30lbs. Has many applications including welding. £17.25 carriage £3 (mainland only). Order transformer with 25% extra on this will carry up to 16 amps at 55 volts. Made by Foster this is impregnated and varnished with very substantial clamps and punched for base mounting, also has a terminal platform with screw down terminals—weight approximately 30lbs. Has many applications including welding. £17.25 carriage £3 (mainland only). Order transformer with 25% extra on this will carry up to 16 amps at 55 volts. Made by Foster this is impregnated and varnished with very substantial clamps and punched for base mounting, also has a terminal platform with screw down terminals—weight approximately 30lbs. Has many applications including welding. £17.25 carriage £3 (mainland only). Order transformer with 25% extra on this will carry up to 16 amps at 55 volts. Made by Foster this is impregnated and varnished with very substantial clamps and punched for base mounting, also has a terminal platform with screw down terminals—weight approximately 30lbs. Has many applications including welding. £17.25 carriage £3 (mainland only). Order transformer with 25% extra on this will carry up to 16 amps at 55 volts. Made by Foster this is impregnated and varnished with very substantial clamps and punched for base mounting, also has a terminal platform with screw down terminals—weight approximately 30lbs. Has many applications including welding. £17.25 carriage £3 (mainland only). Order transformer with 25% extra on this will carry up to 16 amps at 55 volts. Made by Foster this is impregnated and varnished with very substantial clamps and punched for base mounting, also has a terminal platform with screw down terminals—weight approximately 30lbs. Has many applications including welding. £17.25 carriage £3 (mainland only). Order transformer with 25% extra on this will carry up to 16 amps at 55 volts. Made by Foster this is impregnated and varnished with very substantial clamps and punched for base mounting, also has a terminal platform with screw down terminals—weight approximately 30lbs. Has many applications including welding. £17.25 carriage £3 (mainland only). Order transformer with 25% extra on this will carry up to 16 amps at 55 volts. Made by Foster this is impregnated and varnished with very substantial clamps and punched for base mounting, also has a terminal platform with screw down terminals—weight approximately 30lbs. Has many applications including welding. £17.25 carriage £3 (mainland only). Order transformer with 25% extra on this will carry up to 16 amps at 55 volts. Made by Foster this is impregnated and varnished with very substantial clamps and punched for base mounting, also has a terminal platform with screw down terminals—weight approximately 30lbs. Has many applications including welding. £17.25 carriage £3 (mainland only). Order transformer with 25% extra on this will carry up to 16 amps at 55 volts. Made by Foster this is impregnated and varnished with very substantial clamps and punched for base mounting, also has a terminal platform with screw down terminals—weight approximately 30lbs. Has many applications including welding. £17.25 carriage £3 (mainland only). Order transformer with 25% extra on this will carry up to 16 amps at 55 volts. Made by Foster this is impregnated and varnished with very substantial clamps and punched for base mounting, also has a terminal platform with screw down terminals—weight approximately 30lbs. Has many applications including welding. £17.25 carriage £3 (mainland only). Order transformer with 25% extra on this will carry up to 16 amps at 55 volts. Made by Foster this is impregnated and varnished with very substantial clamps and punched for base mounting, also has a terminal platform with screw down terminals—weight approximately 30lbs. Has many applications including welding. £17.25 carriage £3 (mainland only). Order transformer with 25% extra on this will carry up to 16 amps at 55 volts. Made by Foster this is impregnated and varnished with very substantial clamps and punched for base mounting, also has a terminal platform with screw down terminals—weight approximately 30lbs. Has many applications including welding. £17.25 carriage £3 (mainland only). Order transformer with 25% extra on this will carry up to 16 amps at 55 volts. Made by Foster this is impregnated and varnished with very substantial clamps and punched for base mounting, also has a terminal platform with screw down terminals—weight approximately 30lbs. Has many applications including welding. £17.25 carriage £3 (mainland only). Order transformer with 25% extra on this will carry up to 16 amps at 55 volts. Made by Foster this is impregnated and varnished with very substantial clamps and punched for base mounting, also has a terminal platform with screw down terminals—weight approximately 30lbs. Has many applications including welding. £17.25 carriage £3 (mainland only). Order transformer with 25% extra on this will carry up to 16 amps at 55 volts. Made by Foster this is impregnated and varnished with very substantial clamps and punched for base mounting, also has a terminal platform with screw down terminals—weight approximately 30lbs. Has many applications including welding. £17.25 carriage £3 (mainland only). Order transformer with 25% extra on this will carry up to 16 amps at 55 volts. Made by Foster this is impregnated and varnished with very substantial clamps and punched for base mounting, also has a terminal platform with screw down terminals—weight approximately 30lbs. Has many applications including welding. £17.25 carriage £3 (mainland only). Order transformer with 25% extra on this will carry up to 16 amps at 55 volts. Made by Foster this is impregnated and varnished with very substantial clamps and punched for base mounting, also has a terminal platform with screw down terminals—weight approximately 30lbs. Has many applications including welding. £17.25 carriage £3 (mainland only). Order transformer with 25% extra on this will carry up to 16 amps at 55 volts. Made by Foster this is impregnated and varnished with very substantial clamps and punched for base mounting, also has a terminal platform with screw down terminals—weight approximately 30lbs. Has many applications including welding. £17.25 carriage £3 (mainland only). Order transformer with 25% extra on this will carry up to 16 amps at 55 volts. Made by Foster this is impregnated and varnished with very substantial clamps and punched for base mounting, also has a terminal platform with screw down terminals—weight approximately 30lbs. Has many applications including welding. £17.25 carriage £3 (mainland only). Order transformer with 25% extra on this will carry up to 16 amps at 55 volts. Made by Foster this is impregnated and varnished with very substantial clamps and punched for base mounting, also has a terminal platform with screw down terminals—weight approximately 30lbs. Has many applications including welding. £17.25 carriage £3 (mainland only). Order transformer with 25% extra on this will carry up to 16 amps at 55 volts. Made by Foster this is impregnated and varnished with very substantial clamps and punched for base mounting, also has a terminal platform with screw down terminals—weight approximately 30lbs. Has many applications including welding. £17.25 carriage £3 (mainland only). Order transformer with 25% extra on this will carry up to 16 amps at 55 volts. Made by Foster this is impregnated and varnished with very substantial clamps and punched for base mounting, also has a terminal platform with screw down terminals—weight approximately 30lbs. Has many applications including welding. £17.25 carriage £3 (mainland only). Order transformer with 25% extra on this will carry up to 16 amps at 55 volts. Made by Foster this is impregnated and varnished with very substantial clamps and punched for base mounting, also has a terminal platform with screw down terminals—weight approximately 30lbs. Has many applications including welding. £17.25 carriage £3 (mainland only). Order transformer with 25% extra on this will carry up to 16 amps at 55 volts. Made by Foster this is impregnated and varnished with very substantial clamps and punched for base mounting, also has a terminal platform with screw down terminals—weight approximately 30lbs. Has many applications including welding. £17.25 carriage £3 (mainland only). Order transformer with 25% extra on this will carry up to 16 amps at 55 volts. Made by Foster this is impregnated and varnished with very substantial clamps and punched for base mounting, also has a terminal platform with screw down terminals—weight approximately 30lbs. Has many applications including welding. £17.25 carriage £3 (mainland only). Order transformer with 25% extra on this will carry up to 16 amps at 55 volts. Made by Foster this is impregnated and varnished with very substantial clamps and punched for base mounting, also has a terminal platform with screw down terminals—weight approximately 30lbs. Has many applications including welding. £17.25 carriage £3 (mainland only). Order transformer with 25% extra on this will carry up to 16 amps at 55 volts. Made by Foster this is impregnated and varnished with very substantial clamps and punched for base mounting, also has a terminal platform with screw down terminals—weight approximately 30lbs. Has many applications including welding. £17.25 carriage £3 (mainland only). Order transformer with 25% extra on this will carry up to 16 amps at 55 volts. Made by Foster this is impregnated and varnished with very substantial clamps and punched for base mounting, also has a terminal platform with screw down terminals—weight approximately 30lbs. Has many applications including welding. £17.25 carriage £3 (mainland only). Order transformer with 25% extra on this will carry up to 16 amps at 55 volts. Made by Foster this is impregnated and varnished with very substantial clamps and punched for base mounting, also has a terminal platform with screw down terminals—weight approximately 30lbs. Has many applications including welding. £17.25 carriage £3 (mainland only). Order transformer with 25% extra on this will carry up to 16 amps at 55 volts. Made by Foster this is impregnated and varnished with very substantial clamps and punched for base mounting, also has a terminal platform with screw down terminals—weight approximately 30lbs. Has many applications including welding. £17.25 carriage £3 (mainland only). Order transformer with 25% extra on this will carry up to 16 amps at 55 volts. Made by Foster this is impregnated and varnished with very substantial clamps and punched for base mounting, also has a terminal platform with screw down terminals—weight approximately 30lbs. Has many applications including welding. £17.25 carriage £3 (mainland only). Order transformer with 25% extra on this will carry up to 16 amps at 55 volts. Made by Foster this is impregnated and varnished with very substantial clamps and punched for base mounting, also has a terminal platform with screw down terminals—weight approximately 30lbs. Has many applications including welding. £17.25 carriage £3 (mainland only). Order transformer with 25% extra on this will carry up to 16 amps at 55 volts. Made by Foster this is impregnated and varnished with very substantial clamps and punched for base mounting, also has a terminal platform with screw down terminals—weight approximately 30lbs. Has many applications including welding. £17.25 carriage £3 (mainland only). Order transformer with 25% extra on this will carry up to 16 amps at 55 volts. Made by Foster this is impregnated and varnished with very substantial clamps and punched for base mounting, also has a terminal platform with screw down terminals—weight approximately 30lbs. Has many applications including welding. £17.25 carriage £3 (mainland only). Order transformer with 25% extra on this will carry up to 16 amps at 55 volts. Made by Foster this is impregnated and varnished with very substantial clamps and punched for base mounting, also has a terminal platform with screw down terminals—weight approximately 30lbs. Has many applications including welding. £17.25 carriage £3 (mainland only). Order transformer with 25% extra on this will carry up to 16 amps at 55 volts. Made by Foster this is impregnated and varnished with very substantial clamps and punched for base mounting, also has a terminal platform with screw down terminals—weight approximately 30lbs. Has many applications including welding. £17.25 carriage £3 (mainland only). Order transformer with 25% extra on this will carry up to 16 amps at 55 volts. Made by Foster this is impregnated and varnished with very substantial clamps and punched for base mounting, also has a terminal platform with screw down terminals—weight approximately 30lbs. Has many applications including welding. £17.25 carriage £3 (mainland only). Order transformer with 25% extra on this will carry up to 16 amps at 55 volts. Made by Foster this is impregnated and varnished with very substantial clamps and punched for base mounting, also has a terminal platform with screw down terminals—weight approximately 30lbs. Has many applications including welding. £17.25 carriage £3 (mainland only). Order transformer with 25% extra on this will carry up to 16 amps at 55 volts. Made by Foster this is impregnated and varnished with very substantial clamps and punched for base mounting, also has a terminal platform with screw down terminals—weight approximately 30lbs. Has many applications including welding. £17.25 carriage £3 (mainland only). Order transformer with 25% extra on this will carry up to 16 amps at 55 volts. Made by Foster this is impregnated and varnished with very substantial clamps and punched for base mounting, also has a terminal platform with screw down terminals—weight approximately 30lbs. Has many applications including welding. £17.25 carriage £3 (mainland only). Order transformer with 25% extra on this will carry up to 16 amps at 55 volts. Made by Foster this is impregnated and varnished with very substantial clamps and punched for base mounting, also has a terminal platform with screw down terminals—weight approximately 30lbs. Has many applications including welding. £17.25 carriage £3 (mainland only). Order transformer with 25% extra on this will carry up to 16 amps at 55 volts. Made by Foster this is impregnated and varnished with very substantial clamps and punched for base mounting, also has a terminal platform with screw down terminals—weight approximately 30lbs. Has many applications including welding. £17.25 carriage £3 (mainland only). Order transformer with 25% extra on this will carry up to 16 amps at 55 volts. Made by Foster this is impregnated and varnished with very substantial clamps and punched for base mounting, also has a terminal platform with screw down terminals—weight approximately 30lbs. Has many applications including welding. £17.25 carriage £3 (mainland only). Order transformer with 25% extra on this will carry up to 16 amps at 55 volts. Made by Foster this is impregnated and varnished with very substantial clamps and punched for base mounting, also has a terminal platform with screw down terminals—weight approximately 30lbs. Has many applications including welding. £17.25 carriage £3 (mainland only). Order transformer with 25% extra on this will carry up to 16 amps at 55 volts. Made by Foster this is impregnated and varnished with very substantial clamps and punched for base mounting, also has a terminal platform with screw down terminals—weight approximately 30lbs. Has many applications including welding. £17.25 carriage £3 (mainland only). Order transformer with 25% extra on this will carry up to 16 amps at 55 volts. Made by Foster this is impregnated and varnished with very substantial clamps and punched for base mounting, also has a terminal platform with screw down terminals—weight approximately 30lbs. Has many applications including welding. £17.25 carriage £3 (mainland only). Order transformer with 25% extra on this will carry up to 16 amps at 55 volts. Made by Foster this is impregnated and varnished with very substantial clamps and punched for base mounting, also has a terminal platform with screw down terminals—weight approximately 30lbs. Has many applications including welding. £17.25 carriage £3 (mainland only). Order transformer with 25% extra on this will carry up to 16 amps at 55 volts. Made by Foster this is impregnated and varnished with very substantial clamps and punched for base mounting, also has a terminal platform with screw down terminals—weight approximately 30lbs. Has many applications including welding. £17.25 carriage £3 (mainland only). Order transformer with 25% extra on this will carry up to 16 amps at 55 volts. Made by Foster this is impregnated and varnished with very substantial clamps and punched for base mounting, also has a terminal platform with screw down terminals—weight approximately 30lbs. Has many applications including welding. £17.25 carriage £3 (mainland only). Order transformer with 25% extra on this will carry up to 16 amps at 55 volts. Made by Foster this is impregnated and varnished with very substantial clamps and punched for base mounting, also has a terminal platform with screw down terminals—weight approximately 30lbs. Has many applications including welding. £17.25 carriage £3 (mainland only). Order transformer with 25% extra on this will carry up to 16 amps at 55 volts. Made by Foster this is impregnated and varnished with very substantial clamps and punched for base mounting, also has a terminal platform with screw down terminals—weight approximately 30lbs. Has many applications including welding. £17.25 carriage £3 (mainland only). Order transformer with 25% extra on this will carry up to 16 amps at 55 volts. Made by Foster this is impregnated and varnished with very substantial clamps and punched for base mounting, also has a terminal platform with screw down terminals—weight approximately 30lbs. Has many applications including welding. £17.25 carriage £3 (mainland only). Order transformer with 2

years



INTERNATIONAL

DANAVOX (GT. BRITAIN) LTD.

"BROADLANDS" BAGSHOT ROAD,

SUNNINGHILL, ASCOT, BERKS.

TEL: 0990 23732/6; TELEX: 84584

of research... "on components and accessories for dictating machines, tele-communications, hearing aids and electroacoustic equipment etc."



STETOCLIP JUNIOR 60 HEADSET




STETOCLIP LIGHTWEIGHT HEADSET



SENIOR STETOCLIP HEADSET



STETOMIKE BOOM MICROPHONE HEADSET



STANDARD & SUB-MINOR EARPHONES




PLASTIC EARHANGERS



DANAMIC FIDELITY EARSET



STETOTUBE HEADSET




2,5 mm and 3,5 mm JACK PLUGS & SOCKETS



DANASOUND HEADSET



DANASONIC INDUCTION AUDIO LOOP RECEIVER



SUBMINIATURE SWITCHES

SOUTHEAST ENGLAND'S ELECTRONICS CENTRE



MINIATURE 24 HR TIME SWITCH



- ★ Only 2" square
- ★ Up to 32 on-offs
- ★ 16 amp contacts
- ★ Plug-in carrier

This amazing time switch enables the programming of up to 32 on-offs in a 24 hour period. This is achieved by inserting triggers into the dial in the appropriate time positions. Plug in carrier for easy time setting and 16 amp contacts make it suitable for most switching applications. Supplied brand new with fixing screws and 1 set on-off triggers.

£7.50

Additional sets of triggers £1 per set.

OPEN MONDAY-SATURDAY 9am-5.30pm

OPTO SMASH!



TIL 302/MAN 7 7 segment LED readout common anode direct drive (via resistors) from 7447 £1-10 each
TIL 119/OC72 Darlington opto isolator 3 for £1-00.
SAVE THAT SPACE! THICK FILM RESISTOR NETWORK 7x100Ω resistor in DIL pack. Ideal for use with 7 seg. displays etc. 4 for £1-00.
TIL305 0.3" x 7.5 matrix LED alphanumeric readouts £4.75 each.
PHOTO TRANSISTOR Fairchild FPT-100 NPN silicon 30v, 25ma. 4 for £1-00.

DISPLAY I.C. AND TRANSISTOR BARGAINS NEVER CHEAPER

All I.C.'s and Transistors by well known manufacturers and fully guaranteed. No fall outs. Comprehensive data on I.C.'s 12p per type.
2N4351 N channel MOS FET, **2N4352 P channel MOS FET**, 95p each £1.50 per pair.
HIGH VOLTAGE NPN POWER SWITCHING transistors BVcbo 600v BVceo 500v BVebo 5v Ic 5 amps Pc 125 watts HFE 60 typ ft 2.5 mhz ideal invertors, etc. TO3 £1.50 each 4 for £5.00.
BF258 NPN 250v @ 200 ma 40p each 3 for £1-00.
A.E.I. power TRIACS 10 amp 400v ready mounted on 2" x 2" heatsink 95p each 4 for £3-50.
I.R. BSB01 2.5 amp 100v bridge rec. P.C. mount long leads. 30p each 4 for £1-00.
IN4998 4 amp 100v P.C. mount diodes Long leads 12p each 10 for £1-00.
LM309K + 5v 1.2amp regulator £1.00 each. 6 for £5.00.
E.C.C. 1.6 amp 400v triacs 35p each 4 for £1-00.
2N1671B unijunction 450mw 30v 45p each 3 for £1-00.
IN4004 SDA 1 amp 400v diodes 6p each 20 for £1-00.
I.R. 10 AMP BRIDGE RECS. 200 volt working. £1-00 each.

LOGIC STATE TESTER
 Yet another tremendous buy, this surplus P.C.B. consists of 12 in line LED's mounted on a board 10" x 3 1/2". 7 CMOS IC's transistor and resistor arrays are wired as a superb "Logic State Tester". It will accept, store and display a serial data word of up to 12 bits wide. We have obtained the circuit and can offer this complete with applications guide for only **£4.25**

HOW TO GET HERE
 Victoria or London Bridge to East or West Croydon. 1 minute from West Croydon Bus and Rail Stations. 25 minutes Gatwick Airport.

TEST EQUIPMENT

OSCILLOSCOPES

Tektronix 545A double beam DC - 25MHz fast risetime complete with C.A. plug in **£195.00**
Marconi TF1330 dual input DC - 15MHz IV/CM **£125.00**
Solartron CD1400 double beam DC to 15MHz **£125.00**
Hewlett-Packard 185B double beam 100MHz sampling, complete with probes **£240.00**
Solartron CD568 single beam **£55.00**
 Many other scopes ex-stock from **£25.00**

SIGNAL GENERATORS

Marconi TF867 15KHZ-30MHZ **£80.00**
Marconi TF801B/3/5 12-485MHZ **£140.00**
Marconi TF95A/5 FM-AM 1.5MHZ-220MHZ **£185.00**
R8S SLSV BN 41002 25-480MHZ **£160.00**
R8S Sweep Generator 50KHZ-12MHZ **£225**
R8S SMLM BN4105 power sig. gen. 30-310MHZ **£140**

MISCELLANEOUS

R8S BN1523 UHF test receiver **£200**
R8S BN1523 Selective Microvoltmeter 10KHZ-30MHZ **£175.00**
Marconi TF1020A/IX 50Ω wattmeter, dual range, 0-50, 80-100 watts **£55.00**
 All test equipment + carriage and V.A.T.

MULLARD - PLESSEY - MALORY HY-GRADE SMOOTHING CAPS

1500 mF 100v	50p*
3300 mF 63v	60p*
4500 mF 25v	60p*
10,000 mF 15v	90p*
87,000 mF 7v	1.25p*

*Ex-equipment tested † + P.P. 40p

SEMICONDUCTOR 'GRAB BAGS'

Amazing value mixed semiconductors, include transistors, digital, linear I.C.'s, triacs, diodes, bridge recs. etc. etc. All devices guaranteed brand new, full spec. with manufacturers markings, fully guaranteed. 50 + BAGS **£2.75** 100 + BAGS **£4.95**

MUFFIN FANS

ideal equipment cooling etc. tested, ex-equipment.
 240v 50-60 HZ **£5.75** + p.p. 40p
 110v 50-60 HZ **£4.75** + p.p. 40p

ELECTRONIC COMPONENTS & EQUIPMENT

66% DISCOUNT

Due to our massive bulk purchasing programme which enables us to bring you the best possible bargains, we have thousands of I.C.'s, Transistors, Relays, Cap's, P.C.B.'s, Sub-assemblies, Switches, etc. etc. surplus to our requirements. Because we don't have sufficient stocks of any one item to include in our ads, we are packing all these items into the "BARGAIN PARCEL OF A LIFETIME" Thousands of components at giveaway prices! Guaranteed to be worth at least 3 times what you pay plus we always include something from our ads for unbeatable value!! Sold by weight

7lb **£ 4-75** 14lb **£ 7-50**
 28lb **£12-75** 56lb **£21-00**
 PLEASE ADD P + P £1.00

ISOLATED 240v 4 AMP & 10 AMP SOLID STATE RELAYS

Interface your MPU etc, with the outside world made by the famous "Astralux" Co. They consist of a miniature plastic module with mounting holes containing a reed relay for isolation, choke and triac. 12-20 volts D.C. at a few milliamperes enable on/off control of A.C. loads up to 10 amps! The 10 amp version should be mounted on a heatsink. 100's of uses including power control, lighting, etc. etc. Dimensions: 4 amp, 1 1/2" x 1" x 1". 10 amp, 1 1/2" x 1 1/2" x 1". 4 amp **£1.35** 10 amp **£1.99** complete with circuit

ULTRA 0.1" EDGE CONNECTORS. Open ended, easily cut, 39 way double sided 75p each. 78 way single sided £1.50 each.
PLESSEY EDGE STACKABLE DECADE SWITCHES Gold plated contacts, dimensions 2 x 2 x 3/8 80p each 8 for £5.00.
AMPHENOL 50Ω BNC chassis socket single hole fixing 45p each
C90 Audio Cassettes screw type construction 40p each 3 for £1-00.
Scotch 215 Long Play Tape Brand new 1/4" low noise on 1200' 5 1/2" spools £1-50 each 4 for £5-00 + P.P. 45p.
1000 Watt fully shrouded auto transformers term. block connections £13-75 + P.P. £2-25.
Bulbs 24v 14 watt white frosted S.B.C. 8 for £1-00.
S.B.C. Bulb Holders All steel cad. plated panel mount easily fixed via nut and round hole. Ideal disco displays, scoreboards etc. 4 for £1-00.
Xtal filters S.E. 1. QC11211/B miniature low insertion loss P.C. mount. C.F. 10.7 mhz with B.W. of 7.5 khz. 2000 Ω imp. in-out Brand new at £7-50.
Heavy Duty Flat Insulated Earth Braid 80-100 amp braided tinned copper in heavy clear P.V.C. sheath 40p per metre £5-00 for 15 metres P.P. 8p per metre.
BULGIN miniature 6 way male chassis mount socket and matching shrouded free plug. 60p each 2 for £1-00.
Red L.E.D.'s full spec. 0.2" 12p each 10 for £1-00.
Dynamic Stick Mics 600 Ω with built in on/off switch complete with lead and min. jack plug £1-00 each
TO5 HEATSINKS "Thermaloy" black anodised press on aluminium finned type. 15p each 10 for £1-00.

MANY HUNDREDS OF TRANSFORMERS IN STOCK - SEND SAE FOR LIST

TELETYPE

ASR 33 20mA interface £325.00
KSR 33 20mA interface £175.00
 + VAT & Carriage

Where cost of post and packing not indicated please add 25p per order. Collection saves cost of postage but if collecting please, telephone to check availability.

We are always interested in buying P.C.B.'s surplus components, test equipment, valves, etc. Phone for details

HARDWARE PACK Don't be stuck for the right nut and bolt for the job. Pack contains B.A. Metric, Unified, Self Tap. etc. nuts, bolts, screws, washers, etc. in brass bronze and steel. All steel items plated. Average contents 400-600 pieces, sold by weight, 2-lb bag **£2.50**

CRYSTALS

FREQUENCY	CASE	£2.25
100 KHZ	B7G	£2.25
250 KHZ	B7G	£2.25
2.50 MHZ	HC18/U	£2.00
5.00 MHZ	HC18/U	£2.00
8.00 MHZ	HC18/U	£2.00
10.25 MHZ	HC18/U	£2.00
11.2 MHZ	HC18/U	£2.00
33.399 MHZ	Xtal 38.40 KHZ	£2.75*

Standard U.A.R.T. Xtal 38.40 KHZ for 2400, 1200 baud etc. £2.75*
 Send S.A.E. for Xtal list.

M.P.U. CORNER

SAVE £120 TANDY TRS 80 MEMORY UPDATE

Update your new or existing TRS 80 from 4K to 16K of RAM. Install your own chips and save £120.00. Kit includes full instructions and 8 x 16K full spec. devices. Simple plug-in and jumper. **£108** change no soldering.

TRS 80 software now in stock. Programs include: Micro Chess, Space Fighter, Startrek 3, etc. S.A.E. for list.

SUPERGRADE CIO CASSETTES RACAL screw fixing, complete with library cases, 2 for £1.00, 10 for £4.50, p + p 70p.
 Self-adhesive die cut Cassette labels 20 for £1.00.

POWER SUPPLY UNITS

5 VOLT 2.5 AMP T.T.L. P.S.U.
 Made for T.T.L. this compact ex computer systems unit features a 10 amp transformer with D.C. outputs of 5 volts @ 2.5 amps and 7.5 volts @ 5 amps. The 5 volt output is fully regulated and smoothed and has electronic current limiting. May be easily modded for 5 volts @ 7.8 amps, believed working but untested. Complete with circuit **£7.25** p.p. £1-50

VERBATIM

Soft Sected Mini-Disks **£3.50** each.
FREE library case with pack of 10
 50p p.p. on 10 pack

KEYBOARD



A special bulk purchase enables us to offer the above Keyboard at a lowest ever price. 49 coded keys encoded into a direct TTL compatible 7 bit output. Features such as delayed strobe, 5 volt D.C. single rail operation and rollover protection make this an absolute must for the MPU constructor! Supplied complete with connection diagram and edge connector, at a secondhand "no time to test" price of only **£18.50** P.P. £1-50

INTEL 4004 4 BIT MICROPROCESSOR
 ★ 46 instructions ★ 16 pin package
£3.75
 complete with full data

HIGH SMITHS RADIAL BLOWERS

Are your hot parts sweltering? Then keep them cool with our high efficiency radial snail type blowers. Made by Smiths, designed for continuous use in expensive electronic equipment very powerful and quiet, gives massive air flow to prolong component life and reliability. Easily mounted, air aperture 2 1/2" x 3". Ideal linears etc. Please state 240v or 110v operation. 50hz only. **£4.25** P.P. £1-10

MINIATURE SNAIL BLOWER

This superb "little" blower, imagined as a cube measures only 3 1/2" x 3 1/2" x 3 1/2" with a 1 1/2" x 1 1/2" air output aperture. Almost silent running, ideal for miniature projectors, computers, P.S.U.'s etc. Brand new at only Please state 110v or 240v operation. **£3.99** + p.p. 55p.

ELECTRONICS

103 Tamworth Road Croydon CR9 1SG 01-688 1833

MAIL ORDER INFORMATION:

Unless otherwise stated all prices inclusive of VAT. Cash with order. Minimum order value £1.00. Postage quoted for UK only. Bona Fide account orders minimum £10.00. Export and trade enquiries welcome. Orders despatched same day where possible. Access and Barclaycard welcome.

TTLs by TEXAS		4000 SERIES		83 SERIES		VEROBOARD		TRANSISTORS		DIODES		ZENERS	
7400 13p	74178 160p	4000 15p	9301 160p	9302 175p	0.1 0.15	2 1/2 x 3 1/4	AC126 25p	BFX30 34p	TIP34C 160p	'2N3819 25p	'1N127 12p	2 7V-33V	
74000 48p	74180 83p	4001 17p	9308 31p	9308 31p	(copper clad)	4 1/2 x 3 1/2	AC127 20p	BFX84/5 30p	TIP35A 225p	'2N3820 50p	'0A47 9p	400mW	
7402 14p	74181 20p	4002 17p	9310 275p	9310 275p		4 1/2 x 5	AC176 25p	BFX87 30p	TIP35C 290p	'2N3823 20p	'0A85 15p	1W	
7403 14p	74182 90p	4006 85p	9311 275p	9311 275p		4 1/2 x 5	AC187/8 25p	BFX88 30p	TIP36A 270p	'2N3866 90p	'0A90 9p		
7404 17p	74185 180p	4007 18p	9312 225p	9312 225p		4 1/2 x 5	AF116/7 30p	BFV10 30p	TIP36C 340p	'2N3903/4 18p	'0A91 9p		
7404A 17p	74185A 180p	4008 80p	9313 225p	9313 225p		4 1/2 x 5	AD149 70p	BFV51/2 22p	TIP41A 65p	'2N3905/6 20p	'0A95 9p		
7404S 90p	74186 500p	4010 60p	9316 225p	9316 225p		4 1/2 x 5	AD161/2 46p	BFV52 22p	TIP41C 75p	'2N4058 9p	'0A200 9p		
7405 18p	74190 100p	4010 60p	9321 225p	9321 225p		4 1/2 x 5	AD167/8 11p	BFV56 33p	TIP42A 75p	'2N4058/9 12p	'0A202 10p		
7406 32p	74191 100p	4011 17p	9322 150p	9322 150p		4 1/2 x 5	BC109 11p	BFY90 11p	TIP42C 82p	'2N4060 12p	'1N914 4p		
7406S 18p	74192 100p	4012 18p	9334 225p	9334 225p		4 1/2 x 5	BC117 20p	BLV83 700p	TIP2955 70p	'2N4061/2 18p	'1N4148 4p		
7407 18p	74193 100p	4013 18p	9338 200p	9338 200p		4 1/2 x 5	BC143 9p	BRV39 46p	TIP4055 70p	'2N4123/4 22p	'1N4193 4p		
7407S 18p	74194 100p	4014 18p	9370 200p	9370 200p		4 1/2 x 5	BC149 10p	BU104 225p	TIS43 34p	'2N4289 20p	'1N4301/2 5p		
7410 15p	74195 95p	4015 84p	9374 200p	9374 200p		4 1/2 x 5	BC157/8 10p	BU104 225p	TIP42A 75p	'2N4290 27p	'1N4303/4 5p		
7411 26p	74196 95p	4016 85p				4 1/2 x 5	BC159 11p	BU105 250p	ZTX108 12p	'2N4401/3 27p	'1N4305 5p		
7412 20p	74197 95p	4017 80p				4 1/2 x 5	BC169C 12p	BU108 250p	ZTX300 13p	'2N4427 9p	'1N4306/7 5p		
7413 30p	74198 150p	4018 89p				4 1/2 x 5	BC172 12p	BU109 225p	ZTX500 12p	'2N4471 8p	'1N4307 5p		
7414 90p	74199 150p	4019 89p				4 1/2 x 5	BC177/8 17p	BU205 200p	ZTX602 18p	'2N5087 27p	'1N5404/7 18p		
7414C 90p	74200 510	4020 85p				4 1/2 x 5	BC182 10p	BU208 200p	ZTX504 30p	'2N5092 27p	'1N5407 18p		
7416 27p	74221 150p	4021 110p				4 1/2 x 5	BC184 11p	BU406 145p	2N457A 250p	'2N5172 27p	'1N5408 18p		
7417 27p	74251 140p	4022 100p				4 1/2 x 5	BC187 30p	MJ481 175p	2N686 35p	'2N5179 90p	'1N5409 18p		
7420 17p	74259 250p	4023 22p				4 1/2 x 5	BC121/3 11p	MJ2501 225p	2N697 25p	'2N5194 90p	'1N5410 18p		
7421 40p	74278 250p	4024 80p				4 1/2 x 5	BC214 12p	MJ2955 100p	2N706A 20p	'2N5245 40p	'1N5411 18p		
7422 40p	74278 140p	4025 20p				4 1/2 x 5	BC461 26p	MJ3001 225p	2N708A 20p	'2N5246 40p	'1N5412 18p		
7423 34p	74283 150p	4026 130p				4 1/2 x 5	BC477/8 10p	MJ3001 225p	2N708A 20p	'2N5247 40p	'1N5413 18p		
7425 30p	74290P 150p	4027 80p				4 1/2 x 5	BC512/3 11p	MJ3001 225p	2N708A 20p	'2N5248 40p	'1N5414 18p		
7426 40p	74293 150p	4028 84p				4 1/2 x 5	BC516/7 10p	MJ2955 100p	2N940 18p	'2N5457/8 40p	'1N5415 18p		
7427 34p	74298 200p	4029 100p				4 1/2 x 5	BC547/8 16p	MJE3055 70p	2N1131/2 20p	'2N5459 40p	'1N5416 18p		
7428 34p	74305 150p	4030 85p				4 1/2 x 5	BC549C 9p	'MPF102 45p	2N1161 25p	'2N5460 40p	'1N5417 18p		
7430 17p	74366 150p	4031 80p				4 1/2 x 5	BC557/8 15p	'MPF103/4 40p	2N1171 25p	'2N5485 44p	'1N5418 18p		
7432 30p	74367 120p	4033 80p				4 1/2 x 5	BC559C 18p	'MPF105/6 40p	2N1210 25p	'2N5486 44p	'1N5419 18p		
7433 40p	74368 150p	4034 200p				4 1/2 x 5	BCY70 18p	2N1219A 25p	2N6254 130p	'2N5487 44p	'1N5420 18p		
7437 34p	74390 200p	4035 110p				4 1/2 x 5	BCY71/2 22p	2N2219A 25p	2N6290 85p	'2N5488 44p	'1N5421 18p		
7438 34p	74393 200p	4040 100p				4 1/2 x 5	BD117/8 22p	MPSA06 30p	2N2222A 22p	'2N5489 44p	'1N5422 18p		
7440 17p	74480 225p	4041 80p				4 1/2 x 5	BD135/6 22p	MPSA12 50p	2N2369A 16p	'2N5490 44p	'1N5423 18p		
7441 70p		4042 80p				4 1/2 x 5	BD139 55p	MPSA56 32p	2N2484 30p	'2N5491 44p	'1N5424 18p		
7442A 60p		4043 80p				4 1/2 x 5	BD140 60p	MPSA56 32p	2N2484 30p	'2N5492 44p	'1N5425 18p		
7443 112p		4044 90p				4 1/2 x 5	BD189 60p	MPSU06 78p	2N2504/5 25p	'2N5493 44p	'1N5426 18p		
7444 112p		4046 110p				4 1/2 x 5	BD212 70p	MPSU06 78p	2N2907A 30p	'2N5494 44p	'1N5427 18p		
7445 100p		4047 100p				4 1/2 x 5	BD242 70p	OC28 130p	2N2907A 30p	'2N5495 44p	'1N5428 18p		
7446A 90p		4048 55p				4 1/2 x 5	BD246 200p	'R2008B 200p	2N2926 16p	'2N5496 44p	'1N5429 18p		
7447A 80p		4049 32p				4 1/2 x 5	BD255 32p	'R210B 200p	2N2926 16p	'2N5497 44p	'1N5430 18p		
7448 80p		4050 32p				4 1/2 x 5	BF200 225p	'R210B 200p	2N2926 16p	'2N5498 44p	'1N5431 18p		
7450 17p		4051 80p				4 1/2 x 5	BF244B 35p	2N2926 16p	2N2926 16p	'2N5499 44p	'1N5432 18p		
7451 17p		4052 80p				4 1/2 x 5	BF256B 70p	TIP29C 55p	2N2926 16p	'2N5500 44p	'1N5433 18p		
7453 17p		4053 80p				4 1/2 x 5	BF257/8 32p	TIP30A 48p	2N2926 16p	'2N5501 44p	'1N5434 18p		
7454 17p		4054 80p				4 1/2 x 5	BF299 30p	TIP30C 60p	2N2926 16p	'2N5502 44p	'1N5435 18p		
7460 17p		4055 180p				4 1/2 x 5	BF319 30p	TIP31A 58p	2N2926 16p	'2N5503 44p	'1N5436 18p		
7470 38p		4056 135p				4 1/2 x 5	BF349 30p	TIP32A 62p	2N2926 16p	'2N5504 44p	'1N5437 18p		
7472 30p		4059 60p				4 1/2 x 5	BF379 30p	TIP32C 62p	2N2926 16p	'2N5505 44p	'1N5438 18p		
7473 34p		4060 115p				4 1/2 x 5	BF380 30p	TIP33A 60p	2N2926 16p	'2N5506 44p	'1N5439 18p		
7474 34p		4063 120p				4 1/2 x 5	BF410 30p	TIP33C 114p	2N2926 16p	'2N5507 44p	'1N5440 18p		
7475 30p		4066 95p				4 1/2 x 5	BF429 30p	TIP34A 115p	2N2926 16p	'2N5508 44p	'1N5441 18p		
7476 35p		4067 95p				4 1/2 x 5			2N2926 16p	'2N5509 44p	'1N5442 18p		
7480 80p		4068 22p				4 1/2 x 5			2N2926 16p	'2N5510 44p	'1N5443 18p		
7481 100p		4069 20p				4 1/2 x 5			2N2926 16p	'2N5511 44p	'1N5444 18p		
7482 80p		4070 30p				4 1/2 x 5			2N2926 16p	'2N5512 44p	'1N5445 18p		
7483A 100p		4071 22p				4 1/2 x 5			2N2926 16p	'2N5513 44p	'1N5446 18p		
7484 100p		4072 22p				4 1/2 x 5			2N2926 16p	'2N5514 44p	'1N5447 18p		
7485 110p		4073 22p				4 1/2 x 5			2N2926 16p	'2N5515 44p	'1N5448 18p		
7486 34p		4075 22p				4 1/2 x 5			2N2926 16p	'2N5516 44p	'1N5449 18p		
7489 210p		4076 107p				4 1/2 x 5			2N2926 16p	'2N5517 44p	'1N5450 18p		
7490A 33p		4081 22p				4 1/2 x 5			2N2926 16p	'2N5518 44p	'1N5451 18p		
7491 80p		4082 22p				4 1/2 x 5			2N2926 16p	'2N5519 44p	'1N5452 18p		
7492A 60p		4083 90p				4 1/2 x 5			2N2926 16p	'2N5520 44p	'1N5453 18p		
7493A 33p		4084 25p				4 1/2 x 5			2N2926 16p	'2N5521 44p	'1N5454 18p		
7494 84p		4088 107p				4 1/2 x 5			2N2926 16p	'2N5522 44p	'1N5455 18p		
7495A 70p		4111 110p				4 1/2 x 5			2N2926 16p	'2N5523 44p	'1N5456 18p		
7496 85p		4502 120p				4 1/2 x 5			2N2926 16p	'2N5524 44p	'1N5457 18p		
7497 180p		4503 70p				4 1/2 x 5			2N2926 16p	'2N5525 44p	'1N5458 18p		
74100 130p		4507 85p				4 1/2 x 5			2N2926 16p	'2N5526 44p	'1N5459 18p		
74104 85p		4510 95p				4 1/2 x 5			2N2926 16p	'2N5527 44p	'1N5460 18p		
74105 85p		4511 180p				4 1/2 x 5			2N2926 16p	'2N5528 44p	'1N5461 18p		
74107 34p		4514 250p				4 1/2 x 5			2N2926 16p	'2N5529 44p	'1N5462 18p		
74109 85p		4516 110p				4 1/2 x 5			2N2926 16p	'2N5530 44p	'1N5463 18p		
74110 85p		4518 100p				4 1/2 x 5			2N2926 16p	'2N5531 44p	'1N5464 18p		
74111 70p		4520 120p				4 1/2 x 5			2N2926 16p	'2N5532 44p	'1N5465 18p		
74116 200p		4528 100p											

U.K. RETURN OF POST MAIL ORDER SERVICE, ALSO WORLDWIDE EXPORT SERVICE

BSR DE LUXE AUTOCHANGER

Plays 12", 10" or 7" records, Auto or Manual. A high quality unit backed by BSR reliability. Stereo Ceramic Cartridge, AC 200/250V. Size 13½" x 11¼". 3 speeds. Above motor board 3¼in. Below motor board 2½in. with Ceramic Stereo/Mono cartridge.



£17.50 Post £1

HEAVY METAL PLINTHS ONLY

Cut out for most BSR or Garrard decks. Silver grey finish. Model "A" Size 14½ x 12½ x 3in. **£3.50** Post £1.00

Model "B" Size 16 x 13¾ x 3in. **TINTED PLASTIC COVERS ONLY** Sizes: 14½ x 12½ x 4¼in. **£3.** 15¼ x 13½ x 4in. **£3.75.** 17¼ x 9½ x 3¼in. **£3.** Post £1. 14½ x 14¾ x 2½in. Rosewood sides **£4.** Ideal for record decks, tape decks, etc.

BSR SINGLE PLAYER

Ideal replacement or disco deck with cueing device and stereo ceramic cartridge. 3 speeds. Large turntable, modern design



£19.50 Post £1

BSR P182 3 speeds flared aluminium turntable "S" shape arm, cueing device, ceramic cartridge **£22.50**, Post £1. BSR MP60/P128 Stereo Ceramic, balanced arm, cueing device. Bias compensator **£24.50**, Magnetic **£5** extra. P&P £1

GARRARD HI-FI AUTO CHANGER Model 5-300

3-speed stereo cartridge. Cueing devices **£14.95** Post £1



SMITH'S CLOCKWORK 15A TIME SWITCH

0-6 HOURS **£3.30** Post 35p
Single pole two-way. Surface mounting with fixing screws. Will replace existing wall switch to give light for return home, garage, automatic anti-burglar lights, etc. Variable knob. Turn on or off at full or intermediate settings. Brand new.



ELAC HI-FI SPEAKER 8in. TWIN CONE

Large ceramic magnet. 50-16,000 c/s. Bass resonance 40 c/s. 8 ohm impedance. **£5.95** Post 35p
10 watts RMS. **£8.95** Post 45p



LOW VOLTAGE POWER PACK FOR MODELS

Ready made. Famous make. Will supply 10 volts D.C. at 400mA. With terminals and mains lead. **£2.50** Post 50p

VOLUME CONTROLS

5kΩ to 2MΩ LOG or LIN L/S 35p. D.P. 80p. Stereo L/S 85p. D.P. £1. Edge Ek. S.P. Transistor 45p.

80 Ohm Coax

FRINGE LOW LOSS 15p yd. PLUGS 10p. SOCKETS 10p. LINE SOCKETS 25p. OUTLET BOXES 80p. 300 ohm FEEDER 5p yd.

EMI 13½ x 8in. LOUDSPEAKERS

With tweeter and crossover. 10 watt, 3 or 8 ohm. **£8.95** Post 45p



With tweeter and crossover. 15 watts, 8 ohm. **£10.50** Post 65p

15 ohm. 20 to 20,000 c.p.s. Post 75p

Suitable Bookshelf Cabinet Teak finish. For EMI 13 x 8 speakers. Size 16 x 11 x 8 inches approximately. **£8.50** Post £1.00

THE "INSTANT" BULK TAPE ERASER Suitable for cassettes, and all sizes of tape reels. A.C. mains 200/250V. Leaflet S.A.E. Will also demagnetise small tools. **Head Demagnetiser only £4.75.** **£5.50** Post 50p

RELAYS. 12V DC 95p. 6V DC 85p. 240V AC 95p. **BLANK ALUMINIUM CHASSIS.** 6 x 4-95p; 8 x 6-1.40; 10 x 7-1.55; 12 x 8-1.70; 14 x 9-1.90; 16 x 6-1.85; 16 x 10-2.20. **ANGLE ALI.** 6 x ¾ x ¾in-15p. **ALUMINIUM PANELS.** 6 x 4-24p; 8 x 6-38p; 14 x 3-40p; 10 x 7-54p; 12 x 8-70p; 12 x 5-44p; 16 x 6-70p; 14 x 9-94p; 12 x 12-1.11; 16 x 10-1.16. **PLASTIC AND ALI BOXES IN STOCK. MANY SIZES** **VARIAC FM TUNER HEAD** with circuit & connections. Some technical knowledge required **£4.95.** **TAG STRIP** 28-way 12p. **TAPE OSCILLATOR COIL.** Valve type, 35p. **BRIDGE RECTIFIER.** 200V PIV ½ amp 50p. 8 amp £2.50. **TOGGLE SWITCHES** SP 30p. DPST 40p. DPDT 50p. **MANY OTHER TOGGLES IN STOCK. Please enquire.** **PICK-UP CARTRIDGES** ACOS, GP91 £2.00. GP94 £2.50. **SONOTONE** 9TAHC Diamond £3.75 **WIRE-WOUND RESISTORS** 5 watt, 10 watt, 15 watt 15p. **CASSETTE MOTOR.** 6 volt £1.00.

RCS SOUND TO LIGHT KIT Mk. 2 **£17** Post 35p

Kit of parts to build a 3 channel sound to light unit 1,000 watts per channel. Suitable for home use. Easy to build. Full instructions supplied. Cabinet £4 extra. Will operate from 200MV to 100 watt signal.

R.C.S. LOW VOLTAGE STABILISED POWER PACK KITS

All parts and instructions with Zener diode, printed circuit rectifiers and double wound mains transformer. Input 200/240V a.c. Output voltages available, 6 or 7.5 or 9 or 12V d.c. up to 100mA or less. Size 3 x 2½ x 1½in. Please state voltage required. **£2.95** Post 45p

R.C.S. POWER PACK KIT **£3.35** Post 30p

12 VOLT, 750mA. Complete with printed circuit board and assembly instructions. 12 VOLT 300mA KIT, **£3.15.**

R.C.S. "MINOR" 10 watt AMPLIFIER KIT

This kit is suitable for record players, guitars, tape playback, electronic instruments or small P.A. systems. Two versions available. Mono, **£12.50**; Stereo, **£20.** Post 45p. Specification 10W per channel; input 100mV; size 9½ x 3 x 2in. approx. S.A.E. details. Full instructions supplied. A.C. mains powered.

R.C.S. DRILL SPEED CONTROLLER / LIGHT DIMMER KIT.

Easy to build kit. Printed circuit **£3.25** Post 35p
Will control up to 480 watts AC mains

R.C.S. STEREO PRE-AMP KIT.


All parts to build this pre-amp. Inputs for high, medium or low imp per channel. With volume control and P.C. Board **£2.95** Post 35p
Can be ganged to make multi-way stereo mixers

MAINS TRANSFORMERS ALL POST 75p

250-0-250V 70mA, 6.5V, 2A	£3.45	20V, 40V, 60V, 1 amp	£2.65
250-0-250V 80mA, 6.3V 3.5A, 6.3V 1A	£4.60	12V, 3 amp	£2.75
350-0-350V 80mA, 6.3V 3.5A, 6.3V 1A	£5.80	10V, 30V, 40V, 2 amp	£2.95
300-0-300V 120mA, 2x6.3V 2A C.T., 6V 2A	£8.50	40V, 2 amp	£2.95
220V 45mA, 6.3V 2A	£1.75	20V, 1 amp	£2.20
HEATER TRANSFORMER, 6.3V ½ amp	£1.50	20V-0-20V, 1 amp	£2.95
GENERAL PURPOSE LOW VOLTAGE. Tapped outputs		30V-0-30V, 2 amp	£7.00
2 amp, 3, 4, 5, 6, 8, 9, 10, 12, 15, 18, 25 and 30V	£5.30	2 of 18V, 6 amp each	£9.00
1 amp, 6, 8, 10, 12, 16, 18, 20, 24, 30, 36, 40, 48, 60	£5.30	9V-0-9V, 2 amp	£2.95
2 amp, 6, 8, 10, 12, 16, 18, 20, 24, 30, 36, 40, 48, 60	£8.50	12V-0-12V, 2 amp	£2.95
3 amp, 6, 8, 10, 12, 16, 18, 20, 24, 30, 36, 40, 48, 60	£11.00	30V, 1 ½ amp	£2.75
5 amp, 6, 8, 10, 12, 16, 18, 20, 24, 30, 36, 40, 48, 60	£14.50	9V, ¼ amp	£1.30
12V, 100mA	£1.00	AUTO TRANSFORMERS, 115V to 230V or 230V to 115V 150W	£7.00
12V, 750mA	£1.30	250W	£9.00
10-0-10V 2amp	£2.45	400W	£9.00
30V, 5 amp and 17V-0-17V	£3.45	500W	£10
2 amp	£3.45	FULL WAVE BRIDGE CHARGER RECTIFIERS.	
0, 5, 8, 10, 16V, ½ amp	£1.95	6 or 12V outputs, 2 amp	£1.25
9V, 3 amp	£2.75	4 amp	£1.25
25-0-25V 2 amp	£3.50	CHARGER TRANSFORMERS: 1 ½ amp	£3.50
30V, 2 amp	£3.00	4 amp	£6.50
30V, 1 ½ amp	£2.75	12V, 1 ½ amp Half Wave Selenium Rectifier	25p

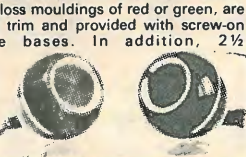
CONTRACT SPEAKERS

Teak 4 or 8 ohm White 4 ohm only 13 x 10 x 6in. approx. 50 to 14,000 cps. 10 watts. **£16 pair** Post £1.30



EXTENSION SPEAKERS £3.95 ea.

Globe shaped cases in high gloss mouldings of red or green, are finished with chrome frontal trim and provided with screw-on rubber inset protective bases. In addition, 2½ metres of strong lead already fitted with phono plug is supplied. Full Range Quality Frequency Response Impedance: 8 ohms Power Peak: 5 watts



LOW VOLTAGE ELECTROLYTICS

1, 2, 4, 5, 8, 16, 25, 30, 50, 100, 200mF 15V 10p.
500mF 12V 15p; 25V 20p; 50V 30p;
1000mF 12V 17p; 25V 35p; 50V 47p; 100V 70p.
2000mF 6V 25p; 25V 42p; 420mF / 500V £1.30.
2500mF 50V 62p; 3000mF 25V 47p; 50V 65p.
3900mF 100V £1.60, 4700mF 63V £1.20, 2700mF / 76V £1.1.
5000mF 6V 25p; 12V 42p; 35V 85p; 5600mF / 76V £1.75

HIGH VOLTAGE ELECTROLYTICS

8/350V 22p 8-8/450V 50p 50+50/300V 50p
16/350V 30p 8+16/450V 50p 32+32/450V 75p
32/500V 75p 16+16/450V 50p 100+100/275V 65p
50/350V 50p 32+32/350V 50p 150+200/275V 70p

MANY OTHER ELECTROLYTICS IN STOCK

SHORT WAVE 100pF air spaced gangable tuner, 95p.
TRIMMERS 10pF, 30pF, 50pF, 5p, 100pF, 150pF, 15p.
CERAMIC, 1pF to 0.01mF, 5p, Silver Mica 2p to 5000pF, 5p.
PAPER 350V-0.1 7p; 0.5 13p; 1mF 150V 20p; 2mF 150V 20p; 500V-0.001 to 0.05 12p; 0.1 15p; 0.25 25p; 0.47 35p.
MICRO SWITCH SINGLE POLE CHANGEOVER 20p.
SUB-MIN MICRO SWITCH, 25p. Single pole change over.
TWIN GANG, 385 + 385pF 50p; 500pF standard 75p.
365 + 365 + 25 + 25pF, Slow motion drive 65p.
120pF **TWIN GANG**, 50p; 365pF **TWIN GANG**, 50p.
NEON PANEL INDICATORS 250V. Amber or red 30p.
RESISTORS. 10Ω to 10M. ¼W, ½W, 1W, 20% 2p; 2W, 10p.
HIGH STABILITY. ¼W 2% 10 ohms to 1 meg., 12p.
Ditto 5%. Preferred values 10 ohms to 10 meg., 5p.

ELECTRO MAGNETIC PENDULUM MECHANISM 95p Post 30p.

1.5V DC operation over 300 hours continuous on SP2 battery, fully adjustable swing and speed. Ideal displays, teaching electro magnetism or metronome, strobe, etc.

BAKER SUPERB **£22** Post £1.60

12in 25 watt High Fidelity — Twin Cone



Quality loudspeaker, low cone resonance ensures clear reproduction of the deepest bass. Special copper drive and concentric tweeter cone. Full range reproduction with remarkable efficiency in the upper register. Bass resonance 25 cps Useful response 20-17,000 cps Flux Density 16,500 gauss 8 or 16 ohms models.

"SALE" BAKER "BIG-SOUND" SPEAKERS. Post £1

'Group 25' 12 inch 30 watt £12 4 or 8 or 16 ohm
'Group 35' 12 inch 40 watt £14 4 or 8 or 16 ohm
'Group 50/15' 15 inch 75 watt £33 8 or 16 ohm

BAKER LOUDSPEAKER, 12 INCH. 60 WATT.

GROUP 50/12, 4 OR 8 OR 16 OHM HIGH POWER. FULL RANGE PROFESSIONAL QUALITY. RESPONSE 30-16,000 CPS. MASSIVE CERAMIC MAGNET WITH ALUMINIUM PRESENCE CENTRE DOME. **£21** Post £1.60

TEAK VENEERED HI-FI SPEAKER CABINETS

For 13x8in. or 8in. speaker **£8.50** Post £1
For 6½in. speaker and tweeter **£9.95** Post 75p
Many other cabinets in stock. Phone your requirements. **SPEAKER COVERING MATERIALS.** Samples Large S.A.E. **LOUDSPEAKER CABINET WADDING** 18in wide 20p ft.

R.C.S. 100 watt VALVE AMPLIFIER CHASSIS



Four inputs. Four way mixing, master volume, treble and bass controls. Suits all speakers. This professional quality amplifier chassis is suitable for all groups, disco, PA, where high quality power is required. 5 speaker outputs. AC mains operated. Slave output socket. Produced by demand for a quality valve amplifier. 100V line output to order £10 extra. Suitable carrying cab **£21** Price **£99** carr. **£6.00**

Horn tweeters 2-16kc/s. 10W 8 ohm or 16 ohm **£3.60.** AudaX Tweeters 3-18kc/s. 50W 8 ohms **£8.50**

CROSSOVERS. TWO-WAY 3000 c/s 3 or 8 or 15 ohm **£1.90.** 3-way 950 cps/3000 cps. **£2.20.**

LOUDSPEAKERS PM 3 OHM 7x4in. **£1.50;** 6½in., **£1.95;** 8x5in., **£1.90;** 8in., **£2.50.**

SPECIAL OFFER: 80 ohm, 2¼in., 2¼in., 35 ohm, 3in., 25 ohm, 2¼in., 3in., 5x3in., 7x4in., 8 ohm, 2¼in., 3in., 3¼in., 5in., 15 ohm, 3¼in., dia., 6x4in., 7x4in., 5x3in., 3 ohm, 2¼in., 2¼in., 3¼in., 5in., dia. **£1.50 each.**

PHILIPS LOUDSPEAKER, 8in., 4 ohms, 4 watts, **£1.95**

RICHARD ALLAN TWIN CONE LOUDSPEAKERS 8in. diameter 4W **£2.50.** 10in. diameter 5W **£2.95;** 12in. diameter 6W **£3.50.** 3/8/15 ohms, please state.

MOTOROLA PIZZO ELECTRIC HORN TWEETER. £7.95

Handles up to 100 watts. No crossover required.

BLACK PLASTIC CONSTRUCTION BOX with brushed aluminium facia. Sturdy job. Size 6¼ x 4¾ x 2in. **£1.50**

BAKER 150 WATT PROFESSIONAL MIXER AMPLIFIER




All purpose transistorised. Ideal for Groups, Disco and P.A. 4 inputs speech and music. 4 way mixing. Output 4 8/16 ohms. A.C. Mains. Separate treble and bass controls. Master volume control. 100 volt line model **£99** £1.50 carr. **£79**

BAKER 50 WATT AMPLIFIER



Superior quality ideal for Halls/PA systems, Disco's and Groups. Two inputs with Mixer Volume Controls. Master Bass, Treble and Gain Controls. 50 watts RMS. Three loudspeaker outlets 4, 8, 16 ohm. AC 240V (120V available). Blue wording on black cabinet. **£59** Post £1

GOODMANS COMPACT 12-INCH BASS WOOFER



Standard 12in. diameter fixing with cut sides 12 x 10" 14,000 Gauss magnet. 20 watts R.M.S. 4 ohm imp. Bass resonance = 30 c.p.s. Frequency response 30-8000 c.p.s. **£9.95 each** Post £1

ALUMINIUM HEAT SINKS. FINNED TYPE.

Sizes 5" x 4" x 1" 95p. 6½" x 2" x 2¼" 65p.

JACK PLUGS. Plastic 25p; Metal 30p.

JACK PLUGS Stereo Plastic 30p; Metal 35p.

JACK SOCKETS. Open 20p; Closed 25p.

JACK SOCKETS Stereo Open 25p; Closed 30p.

FREE SOCKETS — Cable end 30p.

2.5mm and 3.5mm JACK SOCKETS 15p.

2.5mm and 3.5mm JACK PLUGS 15p.

DIN TYPE CONNECTORS

Sockets 3-pin, 5-pin 10p. Free Sockets 3-pin, 5-pin 25p.

Plugs 3-pin 20p; 5-pin 25p.

PHONO PLUGS and SOCKETS ea. 10p.

Free Socket for cable end ea. 15p.

Screened Phono Plugs ea. 15p.

TV CONVERGENCE POTS 15p each

Values = 5, 7, 10, 20, 50, 100, 200, 250, 470, 2000 ohms.

MONO PRE-AMPLIFIER.

Mains operated solid state pre-amplifier unit designed to complement amplifiers without low level phono and tape input stages. This free-standing cabinet incorporates circuitry for automatic R.I.A.A. equalisation on magnetic phono input and N.A.B. equalisation for tape heads. **£4.50** Post 50p



SEND FOR SINTEL FREE CATALOGUE

SINTEL

CD4015	0.83	CD4032	0.89	CD4049	0.50	CD4072	0.20	CD4099	1.65
CD4016	0.48	CD4033	1.25	CD4050	0.43	CD4073	0.20	CD4502	0.81
CD4017	0.79	CD4034	1.71	CD4051	0.82	CD4075	0.20	CD4510	1.01
CD4018	0.83	CD4035	1.06	CD4052	0.82	CD4076	1.17	CD4511	1.25
CD4019	0.50	CD4036	2.86	CD4053	0.82	CD4077	0.39	CD4514	2.47
CD4000	0.15	CD4020	1.11	CD4037	0.85	CD4054	1.04	CD4078	0.20
CD4001	0.17	CD4021	0.90	CD4038	0.99	CD4055	1.18	CD4082	0.20
CD4002	0.17	CD4022	0.82	CD4039	2.78	CD4056	1.18	CD4082	0.20
CD4006	1.04	CD4023	0.16	CD4040	0.97	CD4059	4.29	CD4085	0.64
CD4007	1.04	CD4024	0.70	CD4041	0.75	CD4060	1.00	CD4086	0.64
CD4008	0.87	CD4025	0.20	CD4042	0.69	CD4063	0.98	CD4089	1.39
CD4009	0.50	CD4026	1.55	CD4043	0.88	CD4066	0.55	CD4093	0.80
CD4010	0.50	CD4027	0.44	CD4044	0.84	CD4067	3.35	CD4094	1.69
CD4011	0.18	CD4028	0.77	CD4045	1.26	CD4068	0.20	CD4095	0.94
CD4012	0.20	CD4029	1.03	CD4046	1.20	CD4069	0.20	CD4096	0.94
CD4013	0.43	CD4030	0.50	CD4047	0.89	CD4070	0.46	CD4097	3.35
CD4014	0.83	CD4031	2.00	CD4048	0.50	CD4071	0.20	CD4098	0.98

SOLDERCON		CLOCK CMPS		DISPLAYS		CRYSTALS		MEK80002	
PMS	AT51202	3.10	TYPE FMS500 C.C.	1.30	32768 KHz	2.95	MC6800	13.88	190.00
100	0.50	AT51224	3.45	TYPE TIL 321 C.A.	1.30	MC6820	6.94		
1000	4.00	MKS0253	5.40	SLT01	4.90	MEMORIES/μ Ups	780-CPU	16.80	
3000	10.50					2102A-6	1.85	780A-CPU	22.40
						2112A-4	2.00	780-CTC	10.15
								780-PID	10.15

Free data is available on some of these items. SEND FOR FREE CATALOGUE

**SOME 74LSTTL
NOW AVAILABLE
PLEASE SEND
FOR LIST**

Our offices are at Chapel Street, Oxford, but please do not use this as a postal address.
FAST SERVICE. We guarantee that Telephone Orders for goods in stock, received by 4.15 p.m. (Mon.-Fri.) will be dispatched on the same day by 1st Class Post (some heavy items by parcel post) and our stocking is good. Private customers should telephone and pay by giving their Access or Barclaycard number with a minimum value of £5. Official orders no minimum.
 Official orders, Companies, Govt., Nats. Indus., and Univa.
ORDERS: C.W.O. add VAT at 8% + 35p p&p. TELEPHONE and CREDIT invoiced ORDERS add VAT at 8% + 60p p&p minimum charge (the balance will be charged at cost). Please send FAST SERVICE. EXPORT ORDERS welcome, no VAT but add 10% (Europe), 15% (Overseas) for Air Mail p&p. For export postage rates on heavy items—contact us first.


SEND YOUR ORDER TO **SINTEL**
 PO BOX 75C OXFORD
 Tel: 0865 49791

AVAILABLE SHORTLY — TEXT EDITOR, ASSEMBLER + DISASSEMBLER

ELF II

featuring the amazing
RCA COSMAC
 1802 microprocessor

£99.95
 Plus £7.99 VAT



- Brief Spec.**
- ★ RCA COSMAC COS/MOS 1802 Microprocessor. Addressable to 64K with DMA Interrupt 16 Registers, ALU.
 - ★ 256 Bytes Ram with facilities for on board expansion to 16K and capability to handle 64K.
 - ★ Fully decoded, professional Hex keyboard.
 - ★ Stable XTAL clock.
 - ★ RCA 1861 Video IC enables display of any segment of memory on TV or video monitor.
 - ★ Operation of fully built and tested unit or kit.

YOU can own an ELF 11 personal commuter for just £99.95 + VAT
 STOP reading about computers and get your "hands on" an ELF II and Tom Pittman's Short Course. ELF 11 demonstrates all the 91 commands which an RCA 1802 can execute, and the Short Course speedily instructs you how to use them.
ELF II's VIDEO OUTPUT makes it unique among computers selling at such a modest price. Attached to your Video/Monitor ELF II allows you to display alphanumeric readout, graphics or video games.

ELF II EXPLODES INTO A GIANT

ELF II's 5-Card expansion buses allows you to expand as your need for POWER grows. Plug in the **GIANT MONITOR BOARD** for I/O with cassette, ASCII Keyboard, TTY, RS232-C etc. ADD up to **16K RAM** onboard or more. Build your own circuits with a **KLUGE** prototype board Expanded ELF II is perfect for engineers, business, industry, scientific and educational purposes.
TINY BASIC cassette tape makes programming the ELF II even easier. Use with your ELF II; Commands include: SAVE; LOAD; +, -, x, (); LET; IF/THEN; PRINT; GOTO; GOSUP; RETURN; END; REM; CLEAR; LIST; RUN; PLOT; PEEK AND POKE; 26 variables (A-Z) comes fully documented and includes alphanumeric character generator for direct display on your TV.
ELF-BUG MONITOR cassette lets you debug programmes at lightning speed. It displays contents of all registers on your TV at any point in your programme. Also displays 24 bytes with full addresses, blinking cursor and auto-scrolling. **A must** for the serious programmer.

FOR FURTHER DETAILS CONTACT DEPT. WW

H AUDIO 138 KINGSLAND ROAD
 LONDON E2 8BY
 Tel: 01-739 1582

PLEASE SEND ME TICK. COMPLETE AND POST TO ABOVE ADDRESS

- RCA COSMAC ELFII Kit**, complete with instruction and operating manual **INC. VAT £107.94**
- ELFII Wired & Tested** complete with power supply, RCA 1802 Users manual & T. Pittmans "Short Course" **£161.15**
- Power Supply** for ELFII **£5.40**
- GIANT BOARD Kit** for cassette I/O; TTY, RS232-C. I/O, 8 bit P I/U, decoders for 14 separate I/O instructions and systems monitor **£39.96**
- GIANT BOARD Wired & Tested** **£64.75**
- 4K RAM BOARD Kit** addressable to any page to 64K **£97.15**
- 4K RAM BOARD Wired & Tested** **£124.15**
- KLUGE** Prototype board accepts up to 36 ICs **£15.95**
- 88 pin** Gold Plated Connectors (1 required for each add on cards) **£5.40**
- RF Modulator** to use with TV **£3.00**
- ASCII Professional Keyboard Kit** with 128 ASCII upper/lower case set. 96 printable characters, onboard regulator, parity logic selection and choice of 4 hand-shaking signals to mate with most computers **£63.33**
- ASCII Keyboard Wired & Tested** **£98.15**
- DE-LUXE METAL & PERSPEX CABINET** for ELFII **£29.82**
- EXPANDED POWER SUPPLY**, required when using 4K RAM **£19.83**
- TINY BASIC** cassette Tape **£19.78**
- ELF-BUG** monitor cassette Tape **£14.68**
- Tom Pittmans "Short course on Microp" & Comp Program manual **£5.00**
- Tom Pittmans "Short course on Tiny Basic" **£5.00**
- RCA 1802 Users manual **£5.00**

AVAILABLE SHORTLY — TEXT EDITOR, ASSEMBLER + DISASSEMBLER

ALL PRICES QUOTED INCLUDE VAT
 ADD £2.00 P.&P. for orders over £15.00

I enclose

Cheque/PO No:

Barclay Card No.

Access Card No.

Name

Address

PHONE ORDERS ACCEPTED

Dealers Enquiries Welcome

WW — 018 FOR FURTHER DETAILS

QUALITY REEL TO

REEL & CASSETTE TAPE HEADS

B12-01	MONO PLAYBACK	£1.84	E12-09	MONO/STEREO ERASE	£1.80
B12-02	MONO RECORD/PLAYBACK	£3.92	B22-02	TWIN HALF TRACK RECORD/PLBK	£5.82
B24-01	STEREO PLAYBACK	£3.22	C44RPS02	QUAD QUARTER TRACK REC/PLBK	£9.14
B24-02	STEREO RECORD/PLAYBACK	£6.50	C22ES02	TWIN HALF TRACK ERASE	£4.60
B24-RP	STEREO GLASS FERRITE REC/PLBK	£11.32			

SOME POPULAR UNIVERSAL CASSETTE TAPE HEADS
 MAGNETIC TAPE HEADS CATALOGUE 25 PENCE
 AUDIO AND HI-FI CATALOGUE (80 PAGE FULL COLOUR) 50 PENCE

MONOLITH
 THE MONOLITH ELECTRONICS CO. LTD.
 5/7 CHURCH ST., CREWKERNE, SOMERSET, ENGLAND. (0460) 74321

PLEASE ENCLOSE 30p P&P WITH ORDER
 ALL PRICES INCLUDE VAT

CANNON

PAINTON

BELLING LEE

PLESSEY

GREENPAR

AMPHENOL

1,000s in stock from:

Servo and Electronic Sales

SERVO AND ELECTRONIC SALES LTD.

24 HIGH STREET, LYDD, KENT TN29 9AJ

TELEPHONE: LYDD (0679) 20252 TELEX: 965265 AB SERVOE G

sanwa from: Quality Electronics Limited

At above address




Model 146
VERY LOW DISTORTION
 (.0015%)
AUDIO SIG. GENERATOR
 Based on
 J. Linsley Hood Design (W.W.)
£36
 (Kit. £31) + tax 8%

Low cost version, A0113 (02% dist), **£27.50 (Kit £23)**. Other instruments include: Millivoltmeter, Tachometer, Noise level meter, Distortion Analyser, F.M. Sig. Gen. Crystal Frequency Standard. KEF Speaker Units. Send S.A.E. for lists. VAT extra 8%. Post/Pkg. £1.50.

TELERADIO ELECTRONICS
 325 Fore Street, Edmonton, N.9. 01-807 3719
 Closed all day Thursday

SINE WAVE INVERTERS

120-300 VA. 50/60 Hz



HIGH QUALITY A.C.
POWER SUPPLIES FOR MOBILE,
INDUSTRIAL,
COMMUNICATIONS, MARINE
AND MANY OTHER USES

- ★ Ruggedly built in welded steel cases
- ★ Stabilised low distortion output
- ★ Closely controlled frequency
- ★ Full overload and short-circuit protection
- ★ Battery protection by low voltage warning and automatic cut-out
- ★ Automatic standby and remote options

SERIES A: 12/24 V DC.IP.
240, 220 or 115V. AC. O.P.

CARACAL ENGINEERING
 42-44 SHORTMEAD ST., BIGGLESWADE, BEDS. Tel: 0767-81361

MORE SCOPE FOR YOUR MONEY
 The only 10 MHz scope 3106C with X5 Magnifier for **£147.95**
 + £11.84 VAT + £2 carriage
 Total **£161.79**

- DC to 10 MHz bandwidth.
- 10mV to 50V/cm in 12 calibrated steps.
- 0.5 μS to 0.1 Sec/cm sweep range in 6 calibrated steps plus 12.1 Vernier.
- Magnifier x5.
- Fully automatic trigger.

Sensitivity <1 cm deflection 10 Hz to > 15MHz L.F. trigger extends below 5Hz with 2 cm deflection. Trigger circuit locks to the mean value of the displayed waveform. It will lock to almost any waveshape including sine, square, triangle, pulse and TV video signals. When no signal is present to repetition rate is below 5Hz the trace free runs producing a bright base line.

6MHz OSCILLOSCOPE 3106B

Similar in appearance to the 10MHz 3106C. 10mV to 50V/cm in 12 calibrated steps, 0.5 μ S to 0.1Sec/cm sweep range in 6 calibrated steps plus 12.1 Vernier Magnifier x5. Fully automatic trigger. DC to 1.5MHz horizontal bandwidth.

Our 3106B with 1,600v acceleration voltage 10 mv/cm sensitivity, auto trigger for the full bandwidth and x5 magnifier giving 1000NS/cm. Fastest sweep time (equivalent to 15 MHz oscilloscopes). **£132** (+ £10.56 VAT). Carriage at £2. Total **£144.56**. SAE for brochure.

KRAMER & CO., Dept. WW9, October Place, Holders Hill Road, London NW4 1EJ. Tel. 01-203 2473. Telex: 888941, attn. K7. Company orders welcome by phone and Telex. Callers welcome by appointment only.



3106C

- DC to 1.5 MHz horizontal bandwidth.
- Fastest sweep 10ns/cm with Magnifier.

5" CRT

SAE for further details

WW — 076 FOR MORE DETAILS

ELECTRONIC VALVES WANTED

All Types Receiving, Transmitting, Industrial

PL504 — PL802 — PCL805 — CV131 — CV136 —
 CV138 — CV329 — CV345 — CV450 — 805 —
 807 — 813 — 2K25, Etc.

Phone/write to:
PYPE HAYES RADIO LTD.
 606 Kingsbury Road
 Birmingham B24 9PJ
 021-373 4942

WW — 101 FOR FURTHER DETAILS



The NEW logic/
 microprocessor
 prototype wire
 threading system

- ★ Versatile, suitable for all types of circuit board.
- ★ Fast, economical and efficient in use.
- ★ Accepted and approved by leading industrial, research and educational establishments.
- ★ Compact, high quality, low profile finished results.
- ★ Ideal for microprocessor development.
- ★ Designed for all prototype and pre-release applications.

DRAMATICALLY REDUCES DEVELOPMENT COSTS

T. J. Brine Associates, Unit 116b, Blackdown Rural Industries, Haste Hill, Haslemere, Surrey GU27 3AY. Tel: 0428 52445.

WW—105 FOR FURTHER DETAILS

Special travel arrangements to visit Telecom '79 (Geneva)

IPC Electrical-Electronic Press Ltd., the world's largest publishers of computer, electrical and electronic journals, in association with Commercial Trade Travel Ltd. have arranged special visits to TELECOM. The cost

includes — travel by scheduled airline from Heathrow * first-class hotel accommodation * arrival and departure transfers * admission to the trade fair * services of an experienced tour manager. The programme comprises of the following tours.



To obtain a brochure and booking form tick the box against the tours in which you are interested, complete this coupon and post to the exclusively appointed travel agent Commercial Trade Travel Ltd. Carlsie House, 8 Southampton Row, London WC1. Telephone: 01 405 8666 or 01 405 5469

TOUR A - (3 nights Hotel Beau-Rivage) September 20-September 23 Fully inclusive price £248	TOUR B - (3 nights Hotel Beau-Rivage) September 23-September 26 Fully inclusive price £248	TOUR C - (6 nights Hotel Beau-Rivage) September 20-September 26 Fully inclusive price £348
---	---	---

Please send details of the tours indicated above.

NAME..... COMPANY.....
 ADDRESS..... Telephone.....

TV TUBE REBUILDING

Faircrest Engineering Ltd., manufacture a comprehensive range of equipment for processing all types of picture tubes, colour and mono. Standard or custom built units for established or new businesses. We export world-wide and have an excellent spares service backed by a strong technical team.

Full training courses are individually tailored to customers requirements.

For full details of our service contact Rodger J. Sandiford

FAIRCREST ENGINEERING LTD.

Willis Road, Croydon
 CRO2XX. Tel: 01-689 8741

WW — 078 FOR FURTHER DETAILS

Appointments

Advertisements accepted up to 12 noon Monday, April 23 for June issue, subject to space being available.

DISPLAYED APPOINTMENTS VACANT: £8.50 per single col. centimetre (min. 3cm).
LINE advertisements (run on): £1.20 per line, minimum three lines.
BOX NUMBERS: 60p extra. (Replies should be addressed to the Box Number in the advertisement, c/o Wireless World, Dorset House, Stamford Street, London SE1 9LU.)
PHONE: Barry Leary on 01-261 8508
 Classified Advertisement Rates are currently zero rated for the purpose of V.A.T.

WE HAVE AN OPEN DOOR FOR AN OPEN MIND

Test Engineers


Open minds and creative thinking have made Linotype-Paul the market leader in the field of sophisticated phototypesetting equipment for the world's graphics industries.

We are leaders not by accident but by design and in order to maintain our position and our record growth pattern we now have excellent openings for electronics engineers at all levels.

If you have an electronic engineering background coupled with at least 2 years practical experience and/or a formal qualification we'd like to meet you.

Anyone with experience in the following, would also be welcome. Prototype Wirers, A.T.E. Engineers, Electronic and Mechanical Inspectors, Skilled Fitters, P.C.B. Draughtsmen/women, Programmers, Electronic and Mechanical Development Engineers.

Ring Cheltenham 41441, reversing charges, or write to Patrick Cooper, Personnel Officer, Linotype-Paul Ltd., Chelham House, Bath Road, Cheltenham.



Linotype-Paul 1974

Cine Projector Repairer

required by **LEITZ**

E. LEITZ (INSTRUMENTS) LTD. require a Technician to train as a specialist in Norisound Cine Projector repairs.

Some knowledge and experience of electronics is essential. Previous experience of hi-fi equipment would be particularly relevant. Full training will be given at the Noris factory in Germany on the complete range of single and dual gauge projectors with single and twin track stereo sound systems.

Applications to the Service Manager.



E. Leitz (Instruments) Ltd.
 48 Park Street
 Luton LU1 3HP

(9114)

Radio Communications Electronics Engineers and Software Designers

Mid-Sussex — S.W. London

Salaries up to £7,000

To join our expanding R&D Laboratories covering a wide range of R.F. spectrum, from L.F. to V.H.F. Equipments include transmitters and receivers for marine and land based use, radio nav aids and radio monitoring remote computer controlled systems.

Electronics Engineers should have experience in transmitter or receiver design, analogue or digital circuit design, microprocessor applications. Software Designers should be experienced Programmers with an interest in control, signal processing or navigational software.

Attractive salaries are complemented by excellent prospects and generous benefits.

Contact: **The Personnel Manager, Redifon Telecommunications Limited, Broomhill Road, Wandsworth, London S.W.18. Phone: 01-874 7281 (reverse charges).**

(9033)

ELECTRICAL/ ELECTRONIC ENGINEERS

Design unique
computer/
communication
systems

This is an opportunity to design, plan and manage the implementation of a wide range of interesting and unique computer/communication systems. The computer systems range from the use of microprocessors for specific applications, through mini computers to large main frame systems employing the whole range of peripheral devices. The communication systems range from line communications through the full spectrum of radio communications including satellite communications.

Although the job has a high managerial content in that you direct a team, you lead from the front. The work involves the interpretation and definition of project studies, designs and plans which provide technical solutions and define and cost all resource requirements to implement the solution.

There are opportunities to travel within the UK and also for short periods overseas.

Candidates must have passed, or been exempted from, examinations qualifying them for corporate membership of IEE or IERE, and have at least 2 years' professional experience. Project management experience in the computer/communication field an advantage.

Starting salary between £4,325 and £5,735, depending on qualifications and experience. **Salaries under review.** Promotion prospects. Non-contributory pension scheme.

For further details and an application form (to be returned by 10 May, 1979) write to Civil Service Commission, Alencon Link, Basingstoke, Hants RG21 1JB, or telephone Basingstoke (0256) 68551 (answering service operates outside office hours).

Please quote T(D)85/1.

(9109)



AUDIO PROJECT ENGINEERS

Philip Drake Electronics have vacancies for Project and Development Engineers to work on Talkback, Intercom and Programme Quality Audio Projects. Applicants should have relevant experience in the Broadcast and Audio Industry, and a knowledge of digital techniques would be an advantage. We are a small expanding company offering a considerable variety of work and good career prospects. An attractive salary will be offered.

Contact Alan Brill at:
Philip Drake Electronics Limited
23 Redan Place
London W2 4SA 01-221 1476

(9120)

Television Broadcast Engineer

We require an Engineer to join the staff of our rapidly expanding Video Cassette Duplicating facility. The candidate should have a minimum of three years' experience in broadcast television with specific knowledge of Quad and Helical Scan, VTRs, flying spot Telecines and related systems.

The candidate should be qualified to HNC, full technical certificate, degree or equivalent qualification. The job reports to the Technical Manager and the successful candidate will be responsible for maintenance of equipment, supervision of technical trainees and the installation of additional facilities. Salary, dependent upon experience and qualifications, £6,000 to £7,000 per annum plus normal benefits.

Please reply in confidence to I.V.S. (U.K.) LTD., 1 Redan House, Redan Place, London W2 4SA, for the attention of the Technical Manager. Tel. No. 01-727 1556.

(9126)

UNIVERSITY
OF EDINBURGH
Department of
Chemistry

ELECTRONICS SPECIALIST (Grade 1A/1B)

Applications are invited for the Academically-related staff post of Electronics Specialist. The successful applicant will be responsible to the Head of Electronic Services for the design and construction of new electronic equipment and the maintenance of existing equipment which includes n.m.r., e.s.r. and mass spectrometers, real-time computing systems and peripheral devices and ultra high speed digital equipment. Experience in radio frequency and digital systems is desirable.

Appointment will be made to the appropriate salary scale within the range £3,384-£6,555 (presently under review). Applications giving career details and the names of two referees should be made to The Secretary to the University, Old College, South Bridge, Edinburgh EH1 9YL.

Please quote reference 7004.

(912)

ROYAL COLLEGE
OF ART

TELEVISION TECHNICIAN

is required in the School of Film and Television to assist in the daily operation and maintenance of colour television studio and mobile equipment. A sound knowledge of colour television systems is essential and some experience with studio equipment would be an advantage. Candidate should hold C&G Part II Certificate or equivalent although Part I Certificate holders may be considered. The salary will be in the range £3651-£4188 (under review) according to qualifications and experience. 4 week holiday. Pensionable appointment.

Interested applicants should write giving full details of previous experience etc, to: Assistant Registrar (Staff), Royal College of Art, Kensington Gore SW7 2EU.

(9185)

ELECTRONICS ENGINEERS & TECHNICIANS

An enviable position on the South Coast

Here in Portsmouth, at the Applied Electronics Laboratories, we are engaged in the development of a wide range of sophisticated electronic systems for underwater weapons, military communications and spacecraft.

We can offer qualified and experienced Engineers and Technicians interested in research, design and development, the opportunity to use their development skills and knowledge to the full.

We are currently looking for the following men and women:

Antenna Engineers

To construct and develop military antenna in VHF and UHF frequency ranges and to carry out measurements of the antenna performance.

Opto-Electronics Engineers

To design and develop prototype high bit rate fibre optic communication systems.

Circuit Design Engineers

To design and develop digital and analogue circuitry.

Systems Programmers

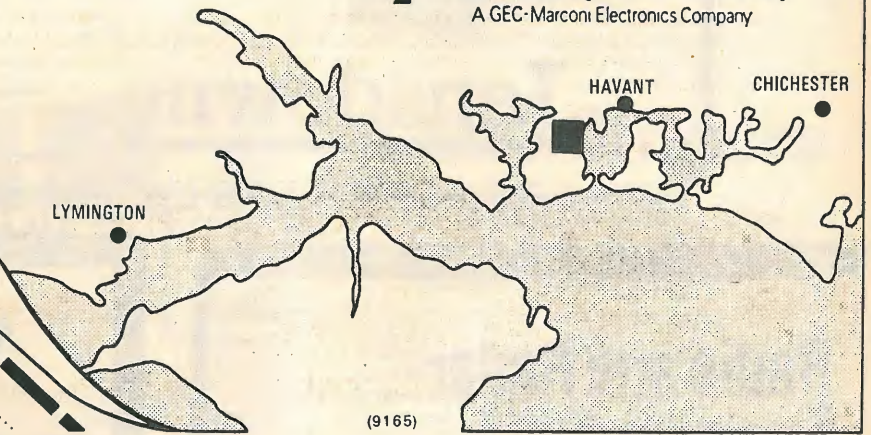
with experience of PDP11.

Portsmouth lies close to some of Britain's most picturesque countryside, including the New Forest. Housing is readily available and Company benefits include relocation expenses in appropriate cases.

Please send a brief C.V. or 'phone or write for an application form, quoting ref. P/60 to: Jack Burnie, Marconi Space and Defence Systems, Applied Electronics Laboratories, Browns Lane, The Airport, Portsmouth, PO3 5PH. Tel: Portsmouth (0705) 699414.

Marconi Space & Defence Systems (Portsmouth)

A GEC-Marconi Electronics Company



Name _____

Address _____

Qualifications _____

Salary Requirement _____

Job interest _____

Age _____

P/60

UNIVERSITY OF LEEDS

Vacancies have arisen for the Department of Physiology for the following technical staff:

LABORATORY TECHNICIAN (Grade 1B)

To assist with the general routine tasks in the teaching / research laboratories. Applicants must be of sound education and some knowledge of biology would be an advantage. Salary on the scale £2346-£2499 p.a. (under review).

TECHNICIAN (Grade B)

To assist with the general routine work in a research unit involving the use and maintenance of analytical apparatus concerned with the estimation of fats and proteins. Some experience in the handling of small animals desirable. The post is supported by a research grant for a period of two years. Salary on the scale of £2529-£2880 (under review). Applicants must have a minimum of three years' experience in laboratory work and possess ONC in relevant subjects.

ELECTRONICS TECHNICIAN (Grade 3)

The person appointed would be required, under the supervision of the Electronics Engineer, to assist in the construction and maintenance of electronic equipment associated with the research and teaching of biological studies. Must be capable of working from circuit diagrams and sketches. Applicants should hold ONC or equivalent qualifications and relevant experience. Salary on the scale £2688-£3060 (under review) according to age and qualifications.

Applications stating age, qualifications and full experience, together with the names and addresses of two referees should be addressed to Mr. E. French, Departmental Superintendent, Department of Physiology, Medical and Dental Building, Leeds LS2 9NQ.

(9136)

DESIGNERS / TELECOMMUNICATIONS

— PADDINGTON

Salary range £4620-£4940 p.a.
(Salaries under review)

are required at our modern offices to design and plan systems and schemes involving telephones, radio, television and public address equipment on our Underground railway system.

Knowledge of the principles of telecommunications and possession of City & Guilds Certificates in telecommunications or an appropriate O.N.C. are desirable.

FREE TRAVEL ON LONDON TRANSPORT SERVICES AT ALL TIMES.

Write for application form, quoting ref. 739B/3 to Staff Appointments and Development Officer, London Transport, 55 Broadway, London SW1H 0BD, or phone 01-222 5600 ext. 64.



(9167)

A lot of PCB professionals can't see for looking!

Electronics technology is advancing by leaps and bounds. And successful innovation goes hand in hand with expansion and career opportunity.

As a result, the openings available to technically-experienced specialists like PCB Design Engineers and Draughtspeople are becoming ever harder to choose between. The longer you look for the right move, the harder it becomes to see.

Unless, of course, someone points you in the right direction.

A direction that will lead to initial salaries of up to £5,500, the technical challenge of some of the world's most advanced telecommunications, and the convenience of North London — not to mention the security and guaranteed promotional opportunity of a well-established and successful national company.

Whoever you are — whatever your age and degree of experience — we can point you in the right direction, so ring *Martin Steele* on 01-579 2282 Ext. 24. Or write to him at *Lansdowne Recruitment Limited, Design House, The Mall, London W5 5LS.*

Lansdowne

(9144)

SENIOR DESIGN ENGINEERS

to £7000
Hampshire & Hertfordshire
 Systems design
 utilising TTL & CMOS
 — technical proposals
 — costing development plans
 — team leadership

Send for full details or contact

TIM DAVIES direct

THE PERSONNEL PEOPLE

95 Fore Street
 Herford SG14 1AS (9181)



Personnel People

MARINE ELECTRONICS

We need an engineer familiar with Radar, MF/HF synthesised SSB/VHF Autopilots, etc. to service and install anywhere, but must be based in London.

If you are able to be your own boss apply giving details of experience, salary required.

We are also prepared to offer an engineering partnership arrangement, if you are the right man.

TELESONIC MARINE LTD.
 243 Euston Road
 London N.W.1.

(8959)

Radio and Radar Engineer

BRITISH AEROSPACE DUNSFOLD AERODROME

This is a worthwhile position for a man or woman wishing to strengthen a small team responsible for servicing and maintaining air traffic radio/radar installations.

Applicants should have a minimum of 5 years' current air traffic radio/radar equipment maintenance experience.

We will pay you an attractive salary and facilities include a subsidised Canteen and an active Sports and Social Club.

Please write or telephone quoting reference RW/53 to:

The Personnel Officer, **BRITISH AEROSPACE**, Aircraft Group, Kingston-Brough Division, Dunsfold Aerodrome, Nr. Godalming, Surrey. Telephone: Cranleigh 2121.

(9172)

**BRITISH AEROSPACE
 AIRCRAFT GROUP**

ANNOUNCEMENT TO READERS

Readers will have noticed an advertisement for the Independent Broadcasting Authority in the April issue of Wireless World inviting applications for the position of Senior Engineer-Service Continuity Section.

The IBA have informed us that this advertisement was not placed by them, and the position advertised does not exist. We can only come to the conclusion that the advertisement was therefore an unfortunate hoax. The IBA and Wireless World wish to apologise to any applicants for this position and for any inconvenience they have been caused.

(9143)

TOP JOBS IN ELECTRONICS

Posts in Computers, Medical, Comms, etc. ONC to Ph.D. Free service.

Phone or write: **BUREAUTECH AGY, 46 SELVAGE LANE, LONDON, NW7. 01-959 3517.**

(8994)

CA CAPITAL APPOINTMENTS LTD

FREE JOBS LIST
 for
FIELD SERVICE ENGINEERS
 BASIC SALARIES TO
 £7,000 + CAR

(878)

30 Windmill Street, London, W1
 01-637 5551

Broadcasting, possibly the most exacting and exciting application of advanced electronics.

We are specialists in professional broadcast equipment. From our headquarters in Cambridge we provide a total capability from design and manufacture through marketing and sales to installations and service. Working at the forefront of broadcast technology, we need enthusiastic electronics engineers and now have opportunities...

In Transmitter Development - to be involved on a variety of projects in the design and development of television f.m. sound and a.m. sound broadcast transmitters and transposers.

In Studio Development - in the design of digital equipment for broadcast T.V. application and the development of analogue and digital video processing systems for broadcast TV, pick-up devices.

In Installations - responsibility for the installation and commissioning of our range of transmitters and/or Studio equipment worldwide.

In Customer Services - to investigate and correct technical problems arising on equipment, including cameras, teletext and vision mixers, both in Cambridge and in the field.

We offer a career with real job interest and involvement, coupled with good salaries, working conditions and relocation expenses.

Openings are at all levels.


For further details contact: **Alison Millar Pye TVT Ltd**
Coldhams Lane Cambridge CB1 3JU Cambridge 45115



Pye TVT Limited
 The Broadcast Company of Philips

A member of the Pye of Cambridge Group

(9199)



We require

Video Engineers
CCTV Technicians
 and
Language Laboratory Technicians

The Corporation has an expanding Closed Circuit Television commitment and can offer varied and interesting work with scope for initiative and advancement. Attractive salary at present under review. A car is provided for some appointments. Four weeks' annual leave. Superannuation Fund.

Write giving details of qualifications and experience to:

Personnel Officer
 The Services Kinema Corporation
 Chalfont Grove
 Narcot Lane
 Chalfont St. Peter
 Bucks SL9 8TN

(9157)

S K C

Radio Officers

If your trade or training involves radio operating and you are no more than 35 years of age, you qualify to be considered for a Radio Officer post with the Composite Signals Organisation.

A number of vacancies will be available in 1980 for suitably qualified candidates to be appointed as Trainee Radio Officers. Candidates must have had at least 2 years' radio operating experience or hold a PMG or MPT certificate.

On successful completion of 35 weeks' specialist training, appointees move to the Radio Officer Grade.

Trainee Radio Officers start on £2,605 at 19 up to £3,034 at 25 or over. After completion of specialist training Radio Officers start on £3,571 at 19 rising to £4,675 if you are 25 or over: then by 5 annual increments to £6,340 inclusive of shift and weekend allowances.



GCHQ

For further details apply to:
The Recruitment Officer
Government Communications Headquarters
Priors Road, Oakley
Cheltenham, Glos. GL52 5AJ

Telephone: Cheltenham 21491 Ext. 2269

(9105)

Calibration Engineers Measure your success by ours

EMI's commitment to excellence in its electronic products relies on very high standards of quality assurance and we are looking for professionals capable of working at this level and who have the ability to extend these standards still further.

Calibration Engineers will be involved in a variety of work, calibrating and maintaining electronic and electro-mechanical test equipment.

They will need to be qualified to C&G or ONC level in electronics and have experience in fault diagnosis and up to date measuring techniques.

Candidates with suitable industrial or Forces experience will be welcome.

You can be sure that the salaries and benefits we offer reflect our awareness of the importance of your skills.

For further details, please telephone or write to:

Mike Barwell, Personnel Department,
EMI Limited, FREEPOST,
135 Blyth Road, Hayes, Middlesex.
(No stamp required).

Tel: 01-573 3888 ext. 639 or Record-a-Call
any time on 01-573 5524.



EMI Electronics Limited, Hayes

A member of the EMI Group of companies — international leaders in music, electronics and leisure.

(9129)

UNIVERSITY OF SURREY
Linguistic and International Studies

TECHNICIAN GRADE 5

£3186-£3720 (under review)

A vacancy exists in this rapidly expanding Department. The successful candidate would take a prominent part of the day to day running of the Department's language laboratories.

Technical experience with audio and video tape recording apparatus and associated equipment, experience of film, slide of filmstrip overhead projection, and reprographic equipment are essential skills.

Educational requirements C. & G. Radio and TV Technicians Certificate, plus 7-9 years' experience.

Application forms and further details may be obtained from the Staff Officer, University of Surrey, Guildford, Surrey GU2 5XH, or telephone Guildford 71281 ext. 452.

Closing date: 4th May, 1979. (9121)

KINGSTON GRAMMAR SCHOOL
HMC INDEPENDENT
(575 boys and girls)

A full time TECHNICIAN/ASSISTANT

is required to work in the PHYSICS department and to assist with the use of the AUDIO-VISUAL equipment in the School.

It is hoped to appoint a person with appropriate experience and/or qualifications, but further training may be available on a day release basis for an otherwise suitable applicant.

Salary will be in line with current technical scales, with London allowance.

Full details and application forms from:

The Headmaster
Kingston Grammar School
70 London Road
Kingston-upon-Thames
Surrey KT2 6PY

(9125)

MAINTENANCE TECHNICIAN

Experience in audio/visual electronic installation and a knowledge of light engineering/fabrication techniques would be an advantage.

You should have at least seven years' experience and be qualified to ONC level.

Salary within the scale £3,675-£4,212.

Application form from the Staffing Officer, Polytechnic of the South Bank, Borough Road, London SE1 0AA. (01-928 8989) quoting ref. ETS5.

Polytechnic
of the
South Bank

(9108)

FOREIGN AND COMMONWEALTH OFFICE TELECOMMUNICATIONS

We have vacancies for technicians on duties involving the testing, maintenance and repair of machine telegraph and associated electronic equipment in London, and also on the installation of PABX telephone systems in British Government offices overseas. Staff employed on the latter duties are based at Hanslope, near Milton Keynes in Buckinghamshire. Applicants should possess a sound knowledge of basic principles and preferably have some experience with the appropriate equipment. Some knowledge of Radio would be an advantage.

The vacancies are in the grade of Radio Technician; opportunities exist for transfer to other types of duty in due course, and the grade is the main source of recruitment on promotion (subject to the possession of the necessary qualifications and satisfactory performance) for our resident overseas maintenance staff.

QUALIFICATIONS REQUIRED:

An Ordinary National Certificate in Electrical Engineering, or a City and Guilds Intermediate Certificate in Telecommunications or an equivalent or higher qualification.

SALARY: is: £2,627-£4,252 according to age.

The additional allowance of £524 is paid for working in London. The appointments attract four weeks' paid annual holiday and there are prospects of pensionable employment.

For an application form apply to:

Foreign and Commonwealth Office
Hanslope Park, Hanslope
Milton Keynes
MK19 7BH

(9107)



ENGINEER required for SWINDON VIEWPOINT The Community Cable T.V. Station

Duties will include: maintenance of ENG Cameras, VIRs and sound recording equipment, assisting in technical instruction and production work.

Salary negotiable. Four weeks' annual holiday. LVs.

Apply in first instance to:

R. Kirkham
Swindon Viewpoint Ltd.
14 Victoria Road
SWINDON, Wiltshire

(9182)

ELECTRONIC ENGINEER MICROCOMPUTER

We are currently looking for an Engineer to join our computer division based in Westbury. The successful candidate will be involved in the design, development, programming and debugging of microcomputer based products. We place emphasis on ability and experience rather than formal qualifications. The ability to work in an inventive and practical manner is essential.

Applications with personal details and salary looked for to:

Product Manager, Computer Systems
TANN SYNCHRONOME LTD.,
Station Road, Westbury, Wiltshire

(9187)

TEST/COMMISSIONING & INSTALLATION

£4,500-£6,000 HERTS/BUCKS/MIDDX/W. LONDON

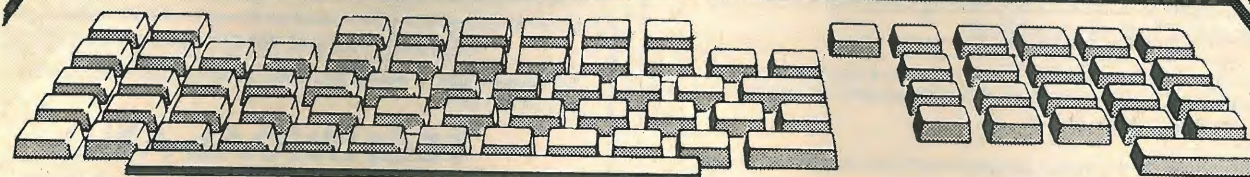
- A young and expanding company offering regular career appraisal and advancement training opportunities.
- Working with up-to-the-minute mini- and micro-computer systems and associated equipment, used in an application of increasing importance to industry and commerce.
- Excellent working environment plus realistic salary, bonus and benefits package.
- Using your Digital and/or Analogue ability to commission systems—configured to suit client requirements—offers great variety of work.
- Previous experience with Minis/Discs/VDUs/modems or multiplexers would be an added plus.
- Ring MIKE GERNAT in confidence to discuss these opportunities, or write:

Technomark
Engineering and Technical Recruitment



Mike Gernat (Ref. ME3), Technomark,
King House, 5-11 Westbourne Grove,
London W2 4UA. Phone: 01-229 9239

(9189)



WHO IS CHARLIE?

HRH of course! It's good to know that you, the underrated engineer, has more illustrious champions than Charlie's Angels. Some employers, however, do appreciate their engineers and pay accordingly.

CURRENT VACANCIES INCLUDE

MICROPROCESSOR SOFTWARE ENGINEER for new generation of ATE. Experience in Assembler level software essential. Knowledge of high level language capabilities and a hardware background preferred. Salary negotiable — up to £10,000 if self-employed.

DESIGN DEVELOPMENT ENGINEER — instrumentation-transient recorders, correlators, etc. Experience in high speed analogue and digital techniques essential. Surrey — to £9,500.

DESIGN ENGINEER for advanced projects group working on application of state of the art to a wide range of products including satellite communications, TV display and ranging equipment. To £8,500.

COMPUTER ENGINEERS for: Technical Support, Field Service, Permanent Site and Systems Test. Vacancies in Home Counties, Sussex, Yorkshire, Suffolk, Midlands, Hampshire and South Wales. Salaries vary with area and experience.

YOUNG GRADUATES for industrially sponsored research in a University. Experience in one or more of the following: physical electronics, instrumentation, microprocessor applications and peripheral interfacing. South Coast — to £6,000.

ALSO REQUIRED

ELECTRONIC BLOKES — all shapes, sizes, with or without warts — for literally thousands of unfilled vacancies.

(9166)

Charles Airey Associates

"PROBABLY THE BEST KNOWN SUPPLIER OF ELECTRONICS ENGINEERS IN THE COUNTRY" — FINANCIAL TIMES

155 KNIGHTSBRIDGE, LONDON, SW1. TEL: 01-581 0286

British Forces Broadcasting Service

ENGINEERS Radio and T.V.

... to join the BFBS which provides a radio service for H. M. Forces and their dependants abroad, offering entertainment, information and education, as well as a link with home. A service of U.K. television programmes has also been started in Germany.

Their work (mostly overseas) includes the installation, operation and first line maintenance and repair of MF, HF and VHF sound broadcasting equipment and receiving and studio equipment, and the operation and maintenance of T.V. equipment, including video-tape recorders, vision mixers, slide scanners and character generators.

Candidates (preferably aged 22-30) must have ONC in Electrical Engineering or an appropriate C & G Certificate or an equivalent qualification. They should have received appropriate training and have at least 2 years' relevant experience together with a knowledge of the fundamental principles of the PAL colour TV system.

Starting salary will be between £4,475 and £5,660, depending on qualifications and experience, plus generous overseas allowances. Salaries are under review. Promotion prospects. Appointments are pensionable and will be for a period of 2 to 3 years initially with prospects of an extension or permanency.

For further details and an application form (to be returned by 10 May, 1979) write to Civil Service Commission, Alencon Link, Basingstoke, Hants RG21 1JB, or telephone Basingstoke (0256) 68551 (answering service operates outside office hours).

Please quote T/5104.

Ministry of Defence (Army Department)

(9160)

CHIEF ENGINEER

Enfield

Our expanding RFI/EMC Division provides a comprehensive design, manufacturing and installation service for customers throughout the world.

As part of the Divisional reorganisation necessitated by increased business we are looking for a man or woman with the appropriate engineering background to lead a small design and development team involved with a wide range of electrical power filters, signal and control line circuits. As well as actively participating in the design and manufacturing of our specialised products you will also act as consultant to our clients on a worldwide basis, provide expertise to our sales and marketing team and be expected to make a positive contribution to technical development in this highly competitive field. Reporting to the Divisional Manager you will have the status of Chief Engineer and will need to be experienced in either the power, radio or microwave engineering fields and be qualified to Chartered Engineering standard.

In addition to any attractive salary we offer a benefits package appropriate to a large company which includes life assurance and pension scheme etc.

Applications for the above position which will be treated in the strictest confidence should be addressed to:

Mr. J. D. Bostock, Personnel Manager, Belling & Lee Limited, Great Cambridge Road, Enfield, Middlesex. Phone 01-363 5393 ext. 214.



Belling-Lee

Better by design

(9110)

THE POLYTECHNIC OF CENTRAL LONDON
Division of Engineering

ELECTRONIC TECHNICIAN SUPERVISION

Grade 6
Technician required for working supervision of Electronics Workshop. Circuit design/development ability desired together with knowledge/experience in troubleshooting and modification of instruments. Qualifications required: H.N.C./H.N.D. or equivalent, and 9-10 years experience including training period. Consideration in respect of industrial experience would be given in lieu of academic qualifications. Salary: £4143-£4851 inclusive of £465 London Allowance.

ELECTRONICS TECHNICIAN

Grade 3
Technician required in workshop group involved in electronics and computer fields. Experience in electronics and workshop practice necessary. Qualifications required: O.N.C./O.N.D. or equivalent, and 3-5 years' experience including training period. Consideration in respect of industrial experience would be given in lieu of academic qualifications. Salary: £3162-£3549 inclusive of £465 London Allowance.

ELECTRONICS TECHNICIAN

Grade 3
Technician required for electronics laboratory group to assist in the construction and maintenance of electronic equipment for student projects and general laboratory development. Qualifications required: O.N.C./O.N.D. or equivalent, and 3-5 years experience including training period. Experience/interest in the manufacture of P.C.B.'s would be advantageous. Consideration in respect of industrial experience would be given in lieu of academic qualifications. Salary: £3162-£3549 inclusive of £465 London Allowance.

Application forms and further details from The Establishment Officer, P.C.L., 309 Regent Street, London W1R 8AL. Tel: 01-580 2020 ext 212.

(9170)

We are a rapidly growing Company, supplying technical communication systems to the Hotel industry in the UK and abroad. We require additional staff at our base near Oxford.

PROJECT ENGINEERS

Experienced in VHF/UHF/HF distribution, Public Address Systems and colour TV, for the planning and installation of Audio-Visual Systems.

TELEVISION ENGINEER

Able to install, inspect and maintain TV Systems.

CABLE INSTALLATION WIREMEN

Approved Electricians with cable installation experience or Relay Wiremen.

All applicants must be willing to go abroad at short notice and be prepared to undergo training. Good remuneration and excellent prospects.

Write, giving details of education and employment record to:



**Stanley Linden, TSR Systems
The Old Post House
London End, Beaconsfield, Bucks.
HP9 2JH. Tel. 049-46 71706**

(9148)

KEM ELECTRONIC MECHANISMS LTD.

We have an immediate vacancy for a capable and responsible person for position as a

TECHNICAL AND SERVICE MANAGER

Good practical knowledge of electronics, both analogue and digital required, mechanical aptitude vital. Current driving licence essential. Salary negotiable, company car will be supplied.

We are also looking for a keen

TECHNICIAN

for both workshop and field work

KEM import, sell and maintain motion picture film equipment for education, film and T.V. industries.

For further information please contact:

**Mr M. Sherman
KEM ELECTRONIC MECHANISMS LTD.
24 Vivian Avenue, Hendon, London, NW4 3XP
Tel: 01-202 0244**

(9196)

Inner London Education Authority
HACKNEY COLLEGE
LECTURER I
Department of Electrical Engineering

Suitably qualified person required to teach theory and craft processes to ELECTRICAL AND ELECTRONIC ENGINEERING CRAFT AND TECHNICIAN apprentices. Applicants should hold a City and Guilds of London Institute Advanced Craft or Full Technician Certificate and have suitable industrial experience.

Salary on an incremental scale within the range £3,192-£5,334 plus £474 Inner London Allowance. Starting point will depend on qualifications and experience.

Applications obtainable from/returnable to Senior Administrative Officer, Hackney College, Dalston Lane E8 1LJ (Tel. 01-985 8484).

Closing date 14 days from appearance of this advertisement. (9154)

UNIVERSITY OF SHEFFIELD

RESEARCH TECHNICIAN (Grade 5)

required for duties in the Space Physics Group within the Department of Physics for an initial period of three years from the 1st April 1979. The successful applicant will be primarily concerned with the design, development, operation and maintenance of complex and sophisticated apparatus, equipment and instruments used in research into phenomena associated with the propagation of very low frequency radio waves.

Qualifications or experience should be of H.N.C. or equivalent standard. A current driving licence is essential and duties may include some travel both within the U.K. and abroad for periods of up to several weeks.

Salary on scale £3186-£3720 p.a. (under review).

Please write to the Administrative Officer (Personnel), (Ref. S1214/WVV) The University, Sheffield S10 2TN.

(9146)

RADIO TECHNICIANS

At the Government Communications Headquarters we carry out research and development in radio communications and their security, including related computer applications. Practically every type of system is under investigation, including long-range radio, satellite, microwave and telephony.

Your job as a Radio Technician will concern you in developing, constructing, installing, commissioning, testing, and maintaining our equipment. In performing these tasks you will become familiar with a wide range of processing equipment in the audio to microwave range, involving modern logic techniques, microprocessors, and computer systems. Such work will take you to the frontiers of technology on a broad front and widen your area of expertise — positive career assets whatever the future brings.

Training is comprehensive: special courses, both in-house and with manufacturers, will develop particular aspects of your knowledge and you will be encouraged to take advantage of appropriate day release facilities.

You could travel — we are based in Cheltenham but we have other centres in the UK, most of which, like Cheltenham are situated in environmentally attractive locations. All our centres require resident Radio Technicians and can call for others to make working visits. There will also be some opportunities for short trips abroad, or for longer periods of service overseas.



You should be at least 19 years of age, hold or expect to obtain shortly the City and Guilds Telecommunications Technician Certificate Part I (Intermediate), or its equivalent, and have a sound knowledge of the principles of telecommunications and radio, together with experience of maintenance and the use of test equipment. If you are or have been in HM Forces your Service trade may allow us to dispense with the need for formal qualifications.

WORK IN COMMUNICATIONS R&D AND ADD TO YOUR SKILLS

You start on £2,927 at 19, up to £3,700 if you are 25 or over, rising to £4,252, and promotion will put you on the road to posts carrying substantially more. There are also opportunities for overtime and on-call work paying good rates.

Get full details from our Recruitment Officer, Robby Robinson, on Cheltenham (0242) 21491, Ext. 2269, or write to him at GCHQ, Oakley, Priors Road, Cheltenham, Glos. GL52 5AJ. If you seem suitable we'll invite you to interview in Cheltenham — at our expense, of course.

(9106)

SERVICE ENGINEERS

EARN UP TO £7,000 p.a.

PLUS EXCITING VARIETY OF WORK

Electronic Brokers Limited are Europe's leading suppliers of refurbished test and computer equipment. Due to our continued expansion programme we have immediate vacancies for the following experienced personnel within our organisation which is situated within easy reach of King's Cross and St. Pancras stations.

SERVICE ENGINEERS

Capable of repairing and recalibrating a wide variety of test equipment by well-known manufacturers, with the opportunity to progress on to digital equipment i.e. VDUs, printers, etc. Salary up to £5,500 p.a. basic plus bonus, LVs and overtime.

PDP11 ENGINEERS

Able to reconfigure computer systems. Salary negotiable depending on experience. Plus bonus, LVs and overtime.

TELETYPE ENGINEERS

For complete refurbishing of teletypes. Opportunity to progress on to other computer peripherals. Salary circa £5,000 p.a. basic plus bonus, LVs and overtime.

ELECTRONIC BROKERS LIMITED

Phone Mike Jones on 01-837 7781 or write to him at Electronic Brokers Limited, 49-53 Pancras Road, London, NW1.

(9203)

ELECTRONICS TECHNICIANS

We are a small rapidly growing company looking for 2 Technicians to join us. One job involves working on production, fault finding and servicing of our 380Z micro computer boards. The other vacancy exists in our R + D Department and involves working on the development of new products for the 380Z.

We are looking for highly responsible and hardworking people who are able to work without supervision and although no previous microprocessor experience is required, both candidates will need to be very conversant with TTL logic circuitry.

The company is situated in East Oxford within walking distance of the town centre.

Above average salaries will be awarded to the right people according to experience and ability rather than a rigid grade structure.

Phone or write:

RESEARCH MACHINES LTD.
Chapel Street, Oxford.
Tel: 0865 43244

(9183)

SCIENCE RESEARCH COUNCIL
APPLETON LABORATORY

ELECTRONIC ENGINEERS

to work on instrumentation for space research

There are two vacancies for Electronic Engineers at Appleton Laboratory for work on instrumentation required for rocket, balloon and satellite payloads, and on the associated ground station equipment.

The successful candidates will assist in the layout, building, testing, integration and maintenance of encoding and decoding equipment and R.F. links. They will be involved in preparing a transportable telemetry station for use in Australia which will contain digital demodulation and display equipment, U.V. recorders, and tape recorders.

Periods of duty abroad, usually not exceeding two months' may be required to support launch campaigns.

The posts will initially be based at Slough, with a move to Chilton, Oxfordshire at a later date.

The posts will be at Professional and Technology Officer Grade III level. Salary will be in the range £4601 to £5144, which includes outer London Weighting Allowance.

The minimum qualification is ONC or equivalent, but possession of a Higher National Certificate is desirable. Experience of high quality electronic construction techniques used for digital analogue and R.F. circuits is required, together with a desire to make original contributions to the work. Previous experience of telemetry, telecommand, position finding, transducers, environmental testing or systems maintenance would be an advantage.

Non-contributory pension scheme.

Please request an application form from:

The Secretary
SCIENCE RESEARCH COUNCIL
Appleton Laboratory, Ditton Park
Slough SL3 9JX. Telephone: Slough 44234. Ext. 153

Closing date: May 9th, 1979

(9176)

IMPERIAL COLLEGE OF SCIENCE
AND TECHNOLOGY
DEPARTMENT OF GEOLOGY

Grade 5

ELECTRONICS TECHNICIAN

for maintenance and development to work in the Department of Geology. Applicants should have ONC Electrical or equivalent. Salary scale £3,651-£4,185 (under review). Superannuation, generous sick pay scheme, plus additional days at Christmas and Easter, Five weeks' annual leave. Application form and job details from: J. R. Blount, Departmental Superintendent, Geology Department, Imperial College, Prince Consort Road, London SW7 2BP or phone 01-589 5111 ext. 1685.

Closing date for applications 30 April, 1979.

(9112)

A leading London Recording
Studio requires a

JUNIOR TECHNICAL ENGINEER

To assist in the development and maintenance of its operation. Position requires good technical background and practical abilities.

Please reply Box No. W.W. 9116

(9116)

SENIOR ELECTRONIC ENGINEER

Newcastle-upon-Tyne up to £6774

As a result of an expansion of work in the electronics area following a recent re-organisation, a vacancy has been created within the Electronics and Instruments Division at the Engineering Research Station in Killingworth.

The post is in the recently created Electronics Development Section in which new applications within British Gas for modern electronics, including micro-processors, are being developed. Work is proceeding on a number of applications of digital electronics in gas transmission and distribution. The section is also developing new techniques for the control and monitoring of experiments both in the field and the laboratory.

Salary range with initial placing according to age and experience. £5253-£6774 plus current self-financing productivity payment, plus the benefits normally expected of a large progressive organisation.

Applicants should have a good degree in electrical/electronic engineering and at least three years' experience in R&D in industry or an academic institution. Preference will be given to applicants who have already had experience in the design and development of microprocessor-based systems.

Please write or phone for an application form, quoting reference ERS/203/WW to the Personnel Division, Engineering Research Station, PO Box 1LH, Killingworth, Newcastle-upon-Tyne. Tel: (0632) 684828.

(9168)

BRITISH GAS



MINISTRY OF DEFENCE RADIO TECHNICIANS

The Ministry of Defence has vacancies at RAF Sealand for Radio Technicians to work on the repair and maintenance of radio communications/radar equipment. Applicants must be experienced technicians in the radio field.

Starting pay according to age, up to £3,700 a year (at age 25) rising to £4,252 a year.

Five-day week—4 weeks' paid holiday in addition to Public Holidays — prospects of promotion — pension scheme.

Applicants must be United Kingdom residents.

Write for further details to:

Officer Commanding
No. 30 Maintenance Unit
RAF Sealand
Deeside, Clwyd CH5 2LS

(9111)

CITY OF LONDON POLYTECHNIC

ELECTRONICS TECHNICIAN

The Library and Learning Resources Service A keen young electronics technician is required to join a team engaged in providing a Media Service for the Polytechnic. The successful candidate will be required to assist with the provision of a basic repair service for a wide range of audio-visual and TV equipment.

Applicants should have a sound practical knowledge of relevant electronics, together with some experience in the field. Ability to drive an advantage.

The job is based in our premises at Old Castle Street, London E1, close to Aldgate and Aldgate East Underground stations.

Salary on the scale of Technician Grade 3, currently £3162-£3549.

For further details and an application form please write quoting reference number 79/19 to the Staff Records Officer, City of London Polytechnic, 117/119 Houndsditch, London EC3A 7BU.

(9155)

QUEEN ELIZABETH COLLEGE
Kensington
(University of London)

ELECTRONICS DEVELOPMENT ENGINEER

We can offer:

- Technological challenges
- Extensive experience
- Good holidays
- A pleasant working environment

The College is situated between Holland Park and Kensington Gardens. You would work in a small group designing specialised instrumentation for research projects. Your work would include linear (d.c. to v.h.f.) and digital circuits plus microprocessor systems, and thick-film techniques.

The post offered has a salary (under review) plus London weighting in the range £3651-£4185 (Technician Grade 5 scale). We would like you to have had some design and development experience and to hold an HNC or equivalent. If you are interested write or telephone for an application form to Mrs. G. M. Howard, Queen Elizabeth College, Campden Hill Road, London W8 7AH. Tel. 01-837 5411 ext. 499. Alternatively talk it over with Mr. Webb on ext. 306.

(9156)

ENGINEERS

ENGINEERS

- Do you want to join a fast growing international company manufacturing sophisticated computer disc and drum systems (DEC PDP 8E and 11 interface).
- Do you want involvement, responsibility and job satisfaction.
- Do you want to earn between **£5,500** and **£8,000** (Review on 1/10/79)

CUSTOMER ENGINEERING MANAGER

- ★ to manage our in-house and International field repair/refurbishment centre.
- ★ to train, motivate, and lead both our own and our customer's engineers.

SPECIAL ASSIGNMENTS ENGINEER

- ★ to work on our Computer Discs, Drums and Controllers (DEC PDP 8E and 11 interface) in an advanced diagnostic role.
- ★ previous DEC PDP 8E/11 experience essential.

CUSTOMER ENGINEER

- ★ to repair/refurbish our equipment both in-house and in the field (worldwide but mainly Western Europe).
- ★ must be keen on international travel.

CIRCUIT DESIGN ENGINEER

- ★ to further develop our advanced disc systems incorporating high technology servo and data channel electronics.

Vermont Research Limited

Telephone: Mrs Amery on Leatherhead (03723) 76221
Or apply in writing to: Vermont Research Limited
Cleeve Road, Leatherhead
Surrey KT22 7NB

COMPUTER PERIPHERALS

YORKSHIRE REGIONAL HEALTH AUTHORITY

Regional Medical Physics Service
Hull Royal Infirmary (Sutton)

ELECTRONICS ENGINEER

(Basic Grade Physicist scale £2,991-£4,899 depending on qualifications and experience and subject to review).

An Electronics Engineer is required to join a team maintaining and developing medical equipment in the Humberside Area. The successful candidate will, after training, be responsible for various sophisticated imaging systems. Applicants must have an appropriate degree and some practical experience. Opportunity will be provided to study for an MSc degree.

Further details may be obtained from Mr V. J. Whitton, Senior Physicist. Tel: (0482) 701151.

Application form and job description available from the Regional Personnel Officer, Yorkshire Regional Health Authority, Park Parade, Harrogate, HG1 5AH, quoting Reference No.: PT71.

Closing date: 2 May 1979.

(9145)

INSTRUMENT TECHNICIAN

Alcan Laboratories Limited require an Instrument Technician at their Research Centre in Banbury, Oxfordshire. The work will be concerned mainly with the development of Electronic Measurement and Control Equipment which will be used in the laboratory and in Alcan factories.

The Research Centre, which is one of Europe's leading metallurgical laboratories, carries out research and development work for associated group companies in the UK, Europe, Africa and South America. It is part of the Canadian-based Alcan-Aluminium Limited Group, which is one of the world's major aluminium producers.

Candidates will be required to work largely on their own initiative. They should have an HNC in Electronic Engineering followed by two/three years' experience in the development of prototype electronic equipment.

The company offers excellent working conditions, progressive salary scales, flexible working hours and a contributory pension scheme. Assistance with the cost of moving house will be given where appropriate.

Application forms can be obtained from:
Mrs S. M. White
ALCAN LABORATORIES LIMITED
Southern Road, Banbury, Oxon OX16 7SP
Tel: Banbury (0295) 2821

(9205)

STRATHCLYDE
REGIONAL COUNCIL



GLASGOW Sub-Region

STRATHCLYDE POLICE

WIRELESS TECHNICIANS

(5 posts)

4 posts located at Helen Street, Glasgow.

1 post located at King Street, Ayr.

Salary Scale — Tech. "D": £4245-£4773*

Applications are invited for the above five posts for the servicing of V.H.F. and U.H.F. Radio equipment. The City & Guilds Certificate in telecommunications or equivalent qualification is desirable but not essential.

Candidates must hold a current driving licence.

*This salary range is inclusive of supplement.

Application forms may be obtained from: The Assistant Director of Manpower Services, 21 Gordon Street, Glasgow G1 3PS, to whom completed forms, quoting Ref. G664, should be returned by 30th April, 1979.

R. M. O. McCulloch

Director of Manpower Services

(9178)

IMPERIAL COLLEGE OF SCIENCE AND TECHNOLOGY (London University) DEPARTMENT OF AERONAUTICS

TECHNICIAN GRADE 5

An Electronics Technician is required whose duties will include the construction and maintenance of a variety of electronic equipment associated with data gathering techniques. A knowledge of digital circuitry is essential.

Salary range £3651 to £4185 (under review).

The post is superannuable. There is a generous sick pay scheme. The working week is 37½ hours, 5 weeks' annual holiday plus several days in addition to public holidays at Christmas and Easter. There is a modern staff club and excellent facilities, with sports centre with swimming pool.

Write or telephone for an appointment to G. W. Cunningham, Departmental Superintendent, Department of Aeronautics, Imperial College, Prince Consort Road, London SW7 2BY (Tel. 01-589 5111 Ext. 1825).

(9180)

Electronic Test Engineers

Peterborough

£4,000+

These vacancies are the direct result of substantial expansion by a leading manufacturer of sophisticated electronic equipment. Their export achievements are a matter of record and the future is assured.

Working on a project basis, you will mainly be responsible for implementing a wide range of test methods on completed machinery and sub-assemblies.

There will also be parts testing, fault diagnosis and repair work.

Ideally qualified to HNC or equivalent, you should have gained Test or Quality experience, probably in the computer or similar electronic industries.

Alternatively, technical expertise in electronics gained in the Regular Forces could be ideal.

Help will be given for moving to the low cost housing area.

PER
Professional
& Executive
Recruitment

Contact: Lynne Green
Leicester (0533) 27581 PER
Northampton House
177 Charles Street, Leicester LE1 1LT

Applications are welcome from both men and women.

(9188)

CHARING CROSS HOSPITAL Medical School (University of London) ELECTRONICS TECHNICIAN

Dept. of Physiology

Applications are invited for the post of Technician to work on the design, development, construction and repair of scientific electronics equipment used in teaching and research. Fault finding and repair will form a significant part of the job and experience in this type of work would be useful.

Applicants must be qualified to H.N.C. or degree standard or equivalent. Salary on the incremental Whitney Scale £3261-£4680 + £354 London Weighting Allowance (under review).

Applications on forms obtainable from the Secretary, Charing Cross Hospital, Medical School, The Reynolds Building, St Dunstons Road, London W6 8RP. Tel: 01-748 2040 ext. 2067, quoting ref. 402-3.

Closing date: 30th April.

(9202)

ELECTRONICS TECHNICIAN

required to assist in electronic equipment development work in the Respiratory Division of the Department of Medicine.

Experience in analogue, digital and software techniques desirable, together with an interest in instrumentation development.

Salary on scale £3646 to £5086, initial placing dependent on qualifications and experience.

Application forms and further particulars may be obtained from the Personnel Office, Royal Postgraduate Medical School, 150 Du Cane Road, London W12 0HS, quoting reference number 2/120WW.

(9128)

Sony Broadcast Limited

are engaged in marketing SONY professional broadcast equipment throughout Europe, Africa and the Middle East. Currently we have an opening for a

Service Engineer

Candidates are required to have a minimum of five years experience maintaining broadcast television equipment. Academic qualifications whilst not essential are preferred, as the successful candidate will work on highly sophisticated VTR, Camera and support equipment. Normal colour vision is also required for this position.

The successful candidate would be based at our Company's merchandise control unit at Crockford Lane, Basingstoke. A highly competitive and attractive salary is offered to the right person, together with the usual benefits of a large multi-national company.

Please write in confidence giving career history and essential details to the



Personnel Manager

Sony Broadcast Ltd.
City Wall House
Basing View, Basingstoke
Hampshire UK RG21 2LA

(9126)

Electronic Engineers

Worldwide Airborne Surveys

Our Engineers prepare electronic sensing and digital recording systems at U.K. base for eventual in-flight operation by themselves in fixed and rotary winged aircraft engaged on overseas geophysical projects. Typical overseas project duration is between 2 to 6 months.

A wide spectrum of electronics is covered with a growing emphasis on microprocessor based devices. Qualifications or experience to HNC standard together with a flair for fault diagnosis, solving interfacing problems and mechanical packaging ability is desired.

Persons interested in joining our teams or who require further information should apply to:



**The Personnel Manager,
Hunting Surveys
& Consultants Limited,
Elstree Way, Borehamwood,
Herts, WD6 1SB.**



(9127)

ELECTRONIC PICTURE HOUSE LIMITED

Our expanding duplication and telecine department requires:

AN EXPERIENCED ENGINEER

with the following:

- (1) Understanding and service knowledge of colour cameras and telecine maintenance.
- (2) Full service knowledge of all types of Videocassette Recorders and related equipment.
- (3) System design capabilities (including R.F. Distribution networks).

The high degree of responsibility and the ability of the candidate to meet it will of course ensure that the resulting rewards in terms of salary and personal advancement should be attractive.

Apply in writing or phone:

**The Managing Director
Electronic Picture House Limited
191 Wardour Street, London, W.1
Tel: 01-734 6525/6**

(9201)

FIELD SERVICE ENGINEER

A Field Service Engineer is required in Our Birmingham Service Centre. To service and maintain our Tannard Access Control Equipment.

Applicants should have a sound knowledge of Digital Techniques and possess a clean driving licence.

Apply with full details of qualifications to: E. E. Shribbs, Tann Synchro Ltd., Stirling Corner, Borehamwood, Herts.

(9164)

CITY OF LONDON POLYTECHNIC SCHOOL OF NAVIGATION ELECTRONICS TECHNICIAN (Grade 5)

Applications are invited for the post of Technician in the above school which is located at 100 Minories, London, EC3, close to Tower Hill Underground Station. The person appointed will be required to assist in the maintenance of a digital marine radar simulator, live radars and other electronic navigational aids.

Applicants should have practical experience in digital computing and possess a national certificate or equivalent qualification in electronics.

Salary scale: £3,675 p.a. to £4,212 p.a.
Application forms and further particulars can be obtained from the Staff Records Officer, 117/119 Houndsditch, London EC3A 7BU quoting reference number 79/22.

**THE OPEN
UNIVERSITY
FACULTY OF
SCIENCE**
**RESEARCH
ASSISTANT**
(in Physics)

Applications are invited for the above post, which is available immediately, starting date negotiable. The successful candidate will be required to develop electronic circuitry including interfaces for various data acquisition systems used in experiments in the Physics Discipline, which include work on biomagnetism, solar flux, semiconductor physics and nanosecond spectroscopy.

Applicants should hold a degree (or equivalent) in Physics, Electronics or Electrical Engineering and be competent in modern electronics.

The post is available for three years in the first instance and is reviewed annually thereafter to ascertain whether the Research Assistant meets agreed criteria for promotion to Research Fellow. Commencing salary will be within the Research Assistant 1B scale £3,384-£4,882 p.a. with U.S.S. benefits.

Application forms and further particulars are available from The Recruitment Officer (JD3773/3), The Open University, P.O. Box 75, Walton Hall, Milton Keynes MK7 6AL or telephone Milton Keynes 63404: there is a 24 hour answering service on 63868.

Closing date for applications: 4th May. (9169)

University of Surrey
**Dept. of Linguistic and
International Studies**
TECHNICIAN GRADE 4

A vacancy exists for a Technician to assist with the day to day running of the Dept. Language Laboratories and associated equipment.

General adaptability and flexibility is necessary.

Technical experience in Radio or T.V. service or maintenance of Language Laboratories and ancillary equipment.

Educational requirements: C&G Radio and T.V. Tech Certificate or C&G Audio Visual Tech Certificate, or 5 years' experience in similar posts.

Application forms may be obtained from the Staff Office, University of Surrey, Guildford, Surrey GU2 5XH, or telephone Guildford 71281, ext. 452.

Closing date: 20th May, 1979. (9197)

**ROYAL COLLEGE
OF ART**
**ELECTRONIC
TECHNICIAN**

is required in the Department of Environmental Media to assist and advise students on the creative use of equipment; design and construct 'one-off' pieces of equipment to interface or modulate standard facilities; have an overall view of the technical aspects of the department, control all aspects of maintenance of equipment.

Applicants should have a thorough working knowledge of Sony video recording and editing facilities (1/2" open reel and U-matic) sound recording and synthesising equipment, film and slides cameras and projectors (including cross-fade and multi-screen units).

Starting salary on scale £3651-£4185 under review. Please write giving full details of age, qualifications and experience to: Assistant Registrar (Staff), Royal College of Art, Kensington Gore, London SW7 2EU. (9186)

Design Engineers

What do you think will happen to your next bright idea?

Will it receive the serious consideration it deserves?

At Racal you can be sure that no bright idea goes unrecognised and indeed the Racal Group's performance is due in no small measure to the ideas and achievements of our unrivalled design teams.

Racal Communications Limited has established a world-wide reputation as a supplier of high quality communications equipment. We are now expanding our activities to encompass exciting new products at the forefront of technology. Current projects embrace H.F. and V.H.F. Equipment Direction Finding Systems, Radio Surveillance, Software Systems, Automatic Test Equipment and Special Projects.

To complement our established team we are seeking qualified engineers (male/female) and would particularly welcome those with experience of:—

- * High performance receivers
- * High power transmitters
- * Advanced mechanical engineering and packaging
- * Antenna design
- * Advanced digital techniques
- * Microprocessors
- * Software development for control of communications systems

Vacancies exist at all levels from graduate engineers to project managers able to take responsibility for a complete design team.

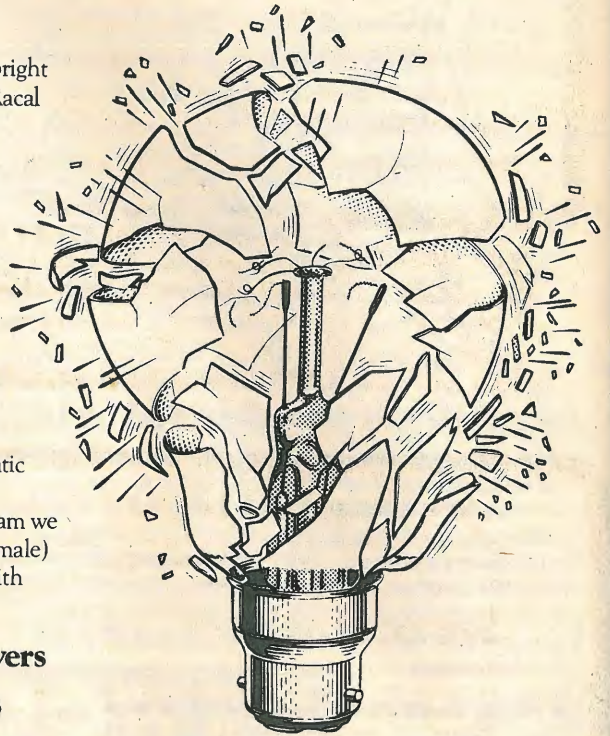
For the right people, Racal's fantastic growth offers real career opportunities. The

rewards can be high — both in terms of the initial offer and of the prospects of responsibility for high technology — where ability is the only requirement.

Racal's reputation and success is based on the people who work in the Group, where the working conditions and benefits reflect a firm belief in the people — and in the future of the electronics industry.

Please write giving brief details of qualifications and previous experience, or telephone for an application form, to:

The Personnel Manager, Racal Communications Equipment Limited, Brants Bridge, Broad Lane, Bracknell, Berkshire. Telephone: Bracknell 24747.



Britain's fastest growing electronics group

RACAL

CAPITAL APPTS.
FREE LISTS

101 Design/Development and Test Jobs

Permanent and Contract

To £6,000

(8782)

29, Windmill St.

London, W.1.


637 5551 day; 636 9659 eve.

DESIGN AND DEVELOPMENT ENGINEER required with sound all round capability. To work on digital and analogue design as well as video cameras and monitors. Apply: Mr E. A. Falkner, R.C.S. Electronics, 6 Wolsey Road, Ashford, Middlesex. Tel. No. Ashford 53661. (9132)

RADIO TELEPHONE service engineer required. Proven ability to repair VHF/UHF equipment more important than formal qualifications. — Phone London Car Telephones on 01-680 1010. (9124)

PCB AGENT WANTED. Very generous commission offered on all PCB work obtained. Please reply Box No WW 9093. (9093)

Professional Careers in Electronics



All the others are measured by us...

At Marconi Instruments we ensure that the very best of innovative design is used on our range of communications test instruments and A.T.E. We have a number of interesting opportunities in our Design, Production and Service Departments and we can offer attractive salaries, productivity bonus, pension and sick pay schemes together with help over relocation. If you are interested to hear more, please fill in the following details:-

Name _____	Age _____
Address _____	
Telephone Work/Home (if convenient) _____	
Years of experience	0-1 1-3 3-6 Over 6
	<input type="checkbox"/> <input type="checkbox"/> <input type="checkbox"/> <input type="checkbox"/>
Present salary	£2,500- £3,500- £4,500- over
	3,500 4,500 5,500 £5,500
	<input type="checkbox"/> <input type="checkbox"/> <input type="checkbox"/> <input type="checkbox"/>
Qualifications	None C & G HNC Degree
	<input type="checkbox"/> <input type="checkbox"/> <input type="checkbox"/> <input type="checkbox"/>
Present job _____	

Return this coupon to John Prodger, Marconi Instruments Limited, FREEPOST, St. Albans, Herts, AL4 0BR. Tel: St Albans 59292

Marconi Instruments

A GEC MARCONI ELECTRONICS COMPANY

(9200)

ELECTRONIC MAINTENANCE SUPERVISOR

ENGINEERING TRAINING DEPT, EVESHAM, WORCS.

Duties Directing a team of Broadcasting Engineers responsible for maintaining the full range of professional radio and television broadcasting equipment. Irregular hours of working are involved.

Requirements Ability to motivate and lead other Engineers in such a way as to provide an efficient maintenance facility. Recent experience of maintaining electronic equipment. A good technical knowledge of audio and/or video equipment.

One of the following qualifications is essential:-

- a) A degree from a British University in electronics or Electrical Engineering.
- b) HNC or HND (Electrical Engineering or Applied Physics).
- c) C & G Full Technological Certificate in Telecommunications.
- d) A pass in the Council of Engineering Institution or exemption therefrom.

Reward A base in the Worcestershire countryside. Working in well equipped Radio and Colour Television Studios. Excellent welfare and club facilities. Over five weeks leave. Generous pension and life insurance schemes.

Further Details If you are interested please telephone Mr. D. G. Enoch on Evesham (0386) 41112, Extension 226, or write to: **Head of Training Section (Technical Operations), Engineering Training Department, Wood Norton, Evesham WR11 4TF**, quoting reference number 79.E.4041/WW.

Closing date for return of application forms 14 days after publication.

BBC

(9171)

ELECTROSONIC

PROJECT MANAGER

Salary Circa £6,000 + car



1976

Electrosonic are involved in the design, manufacture and installation of a wide range of audio, theatre and commercial lighting systems.

The service we offer our customers ranges from a simple slide projector dissolve unit to a microprocessor controlled extravaganza, from a single dimmer to the lighting system for a palace, and from an audio amplifier to the complete sound and lighting system for a theatre.

Our continued success, recently recognised by a Queen's Award To Industry leads to the need to recruit an additional Project Manager who will be responsible for the control of a wide range of projects from concept to completion.

The person appointed will be expected to play an active role in contributing to growth of both the company and his or her own career.

Opportunities exist for overseas travel which, in many cases, attract additional bonus payments.

Applicants who have experience in one or more of the above fields together with a higher academic qualification should call Bob Stinton of 01-855 1101.

(9173)

SITUATIONS VACANT

Brunei

Tax free salary up to £8,500

Training Officers
(telecommunications)

As part of its continuing expansion and improvement programme, the Department of Telecommunications requires the following Training Officers, who should be over 35 years of age and have at least ten years experience in telecommunications, with a minimum of five years in a supervisory capacity: —

Teleprinters

Candidates must have a sound knowledge of teleprinter servicing and overhaul of either the CREED 444 or SIEMENS T100 machines.
MT/0310/WD

Underground Cabling

Candidates must have a sound knowledge of underground cabling both direct-buried and in-duct.
MT/0314/WD

PABX

Candidates must have a sound knowledge of PABX maintenance practice for both step by step and crossbar/crosspoint equipment.
MT/0315/WD

The successful candidates, in all posts, will be responsible for the training of local staff both formally and in the field on all aspects of their particular disciplines.

The tax free salaries include a special allowance and attract a 25% gratuity.

Benefits include free passages, leave allowance, subsidised housing, education allowances, children's holiday visit passages, interest free car loan and outfit allowance.

For full details and application form telephone Glenys Smith on 01-222 7730 ext 3231 or write quoting appropriate reference number.

Crown Agents

The Crown Agents for Oversea Governments and Administrations, Recruitment Division,
4 Millbank, London SW1P 3JD. (9148)

Quality Assurance
Calibration and
Standards Engineer

Ultra Electronic Communications, members of the international Dowty Group, are world leaders in the design and manufacture of sophisticated sonar buoys, and are renowned for many types of location and communications devices. Quality assurance in this demanding and technically advanced area is an absorbing and stimulating challenge for the Calibration Engineer.

Candidates should have at least two years experience in the use of standard test equipment and calibration techniques, variables and both analogue and digital measurement. Sound mathematical skills are required for calculations to be carried out involving such parameters as voltage, current resistance, capacitance, inductance, frequency, phase and power. Knowledge of complex impedances, DC up to 1000MHz, standing waves and the regulation etc. of power supplies is desirable.

Our quality assurance procedures are governed by DEF standard 05-21 and the M.O.D. requirements for calibration systems, the applicants should be familiar with these. Formal qualifications to ONC standard, supported by a recognised apprenticeship are required. The successful candidate, male or female, will be assured of excellent conditions of employment, an attractive salary, and a benefits package which includes relocation assistance where applicable. For an application form, please telephone or write to: Mrs. H. C. Turner, Personnel Officer, Ultra Electronic Communications Limited, 419 Bridport Road, Greenford, Middx. Tel: 01-578 0081.

9204

DOWTY UEL

Electronic Communications Ltd

ARTICLES WANTED

Engineers

- DESIGN / DEV
- TEST
- FIELD SERVICE

High Salaries - Most Areas
Phone 01-731 4353

Apex Personnel (8995)

SITUATIONS WANTED

Versatile, creative and enterprising design research engineer, experienced in Analogue R.F., digital and assembly language software, with practical design engineering formulation and prototype development experience, seeks progressive appointment with small expanding company.

Please reply to
Box Number W.W. 9118 (9118)

SPOT CASH

paid for all forms of electronics equipment and components.

F.R.G. General Supplies
550 Kingston Road, London
Tel: 01-404 5011
Telex: 24224 Quote Ref 3165 (8742)

TURN YOUR SURPLUS Capacitors, transistors, etc., into cash. Contact COLES-HARDING & Co., 103 South Brink, Wisbech, Cambs. 0945-4188. Immediate settlement. We also welcome the opportunity to quote for complete factory clearance. (7439)

ELECTRONIC SCRAP. Components, etc., Receivers, Transmitters Test Equipment wanted. Ferrographs from £15 in stock. Contact M & B Radio, 86 Bishopgate Street, Leeds 1. Tel. Leeds 35649. (8011)

STORAGE SPACE is expensive, why store redundant and obsolete equipment? For fast and efficient clearance of all test gear, power supplies, PC boards, components, etc., regardless of condition or quantities. Call 01-771 9413. (8209)

SPOT CASH for all types test equipment, receivers, transmitters, valves, components, cable and surplus electronic scrap. M. & B. Radio, 86 Bishopgate Street, Leeds LS1 4BB. 0532 35649. (8789)

WW BACK COPIES wanted Jan., Feb 1974, March, April 1976, Aug 1977. Copies for sale/exchange including full 1972, 1973. Tel. Market Harborough 880733. (8194)

PRIVATE COMPANY. Buyer — NOT dealer — urgently requires portable bench top oscilloscope, dual beam DC to 50 MHz, Tektronix 453 or equivalent. Cash paid. Tel. (Oxford) 0865-721938. (9192)

WANTED: Scope Solartron CD1740, any condition, plug-ins, cases, boards, spares, etc. Wokingham 790452. (8193)

WIRELESS WORLDS to complete archive: August 1951, Sept/Dec 1953 inclusive. P. A. Crozier-Cole, Hillside, Farley, Salisbury, Wilts. (9191)

H.P. SPECTRUM Analyser, 8551B (Dud BWO okay); power meter 432A (without parameter okay). Any condition. Branson, 111 Park Road, Peterborough 67 604 W.E. (9190)

WANTED!

all types of scrap and
REDUNDANT
ELECTRONIC &
COMPUTER
MATERIALS
with precious metal content

TRANSISTORS
& PRINTED
CIRCUIT BOARDS
TO COMPLETE
COMPUTERS

THE COMMERCIAL
SMELTING &
REFINING Co. Ltd.
171 FARRINGTON ROAD
LONDON, EC1R 3AL
Tel: 01-837 1475
Cables: COMSMELT, EC1
Works: FLECKNEY, Nr. LEICESTER

SITUATIONS VACANT

SULTANATE OF OMAN

Army Appointments

Applications are invited from suitably qualified Radio Technicians who have recently served in the Royal Signals or in similar branches in the R.N. or R.A.F. (including those who are due to complete full-time service very shortly) to fill the following contract appointments in the Signals Regiment of the Oman Army.

FOREMAN OF SIGNALS (WO2) Ref. No. 51/J

Applicants must have served as such in the British Army, and qualified by a formal course of training.

TERMINAL EQUIPMENT TECHNICIANS

(Sgts.) Ref. No. 51/N

Applicants must be qualified and experienced in the maintenance of telephone exchanges, crypto equipment and teleprinters. A knowledge of crossbar exchange technique would be an advantage.

RADIO TECHNICIANS

(Sgts.) Ref. No. 51/P

Applicants must have attended and passed a recognised Radio Technician's course to at least Class II standard and be fully qualified to undertake the installation and repair of vehicle and manpack HF and VHF radio equipment.

TELECOMMUNICATIONS MECHANICS

(Sgts.) Ref. No. 51/Q

Applicants must be experienced and qualified in the installation and maintenance of multicore cables and local line networks associated with exchange and airfield communication, and be prepared to supervise and train local tradesmen.

These are uniformed contract appointments of three years' duration, unaccompanied (although shortly family visits to Oman are possible). Age limits 45. Annual emoluments commence at the equivalent of £7180 (WO2) and £6170 (Sgt.) at current exchange rates, plus a terminal gratuity of 20% of total emoluments received, all tax free. Normal air-conditioned Mess accommodation and services are provided free, and 20 days' home leave is granted 3 times annually with air passages paid.

For further details, write giving brief details of qualifications and experience and quoting the appropriate reference, to:

Senior Personnel Manager

AIRWORK SERVICES LIMITED

Bournemouth (Hurn) Airport
Christchurch, Dorset BH23 6EB (WW)

(9138)



Airwork Services Ltd.

ARTICLES FOR SALE

NOSTALGIA COLLECTING THE VINTAGE WIRELESS COMPANY 1920 to 1950

Receivers, valves, components, service data, historical research, books, magazines, repairs and restorations. A complete service for the collector and enthusiast of vintage radio.

S.A.E. with enquiry and for monthly newsletter

THE VINTAGE WIRELESS COMPANY
64 Broad Street, Staple Hill, Bristol BS16 5NL
Tel: Bristol 565472 (8966)

60KHz MSF Rugby Receiver, BCD TIME OF DAY OUTPUT. High performance, phase locked loop radio receiver, 5V operation with 1 second LED indication. Kit complete with tuned ferrite rod aerial £14.08 (including postage and VAT). Assembled circuit and cased-up version also available. Send for details, Toolex, Sherborne (4359), Dorset. (8252)

SOLAR CELLS: bits, books and bargains. Send stamp for list or 95p for Solar Cell booklet and Data sheets. Edencombe Ltd, 34 Nathans Road, North Wembley, Middlesex HA0 3RX. (8061)

G.W.M. RADIO LTD., 40/42 Portland Road, Worthing, Sussex. Tel. 34897. Pneumatic masts 40ft. By Scam Clark. 300 watt radar calorimeters, noise generators, type CT410, Eddy-stone communication receivers 730/4, v.g.c. £185.00 inc. Many bargains for callers, surplus always wanted. (8832)

TECHNOLIGCS CPG6RF colour bar and pattern generator. UHF Ae 1/P, new colour power battery design, 8 descending PAL colour bars crosshatch, dots, etc. full kit incl. case, etc., £36. Built £54. PG6RF kit £21.50, built £28. Add-on colour bar unit C6 in kit £15.50, built £22 plus £1 p&p, 8% V.A.T. Mail order from Technoligcs, Dept WW, 8 Egerton St., Liverpool L8 7LY. (8951)

M.R.C. CLINICAL RESEARCH CENTRE
(Northwick Park Hospital) Watford Road, Harrow
Middx HA1 3UJ

ELECTRONIC SERVICE ENGINEER/TECHNICIAN

A vacancy exists in the research support and maintenance section of the Division of Bioengineering for an experienced electronic engineer (preferably with HNC), to assist in the repair and maintenance of a wide range of electronic equipment. Experience in the field of medical laboratory equipment would be an advantage. Salary within the range £3615 to £5034 inc. London weighting.

Application form and further details obtainable from Mrs. J. Tucker-Bull. Please quote ref. 103/2/3915. (9137)

UNIVERSITY OF BRISTOL ELECTRONICS TECHNICIAN Grade 5

Applications are invited for a post of technician in the Electronics Laboratory of the Department of Physics. The successful applicant will be responsible for the development, construction and maintenance of electronic equipment to be used by research groups in the department. Candidates should have a good general knowledge of electronics and at least five years' appropriate experience.

Salary in the range £3,186 - £3,720 for a 37½ hour week (scale under review).

Applicants should write giving details of their experience to:

Dr. R. R. Hillier, H. H. Wills Physics Laboratory, Tyndall Avenue, Bristol BS8 1TL (9175)

LONDON BOROUGH OF BARKING
Barking College of Technology

LECTURER I OR LECTURER II IN MARINE RADIO/ COMMUNICATIONS

The holder of this post will be principally concerned with full-time courses in Marine Radio and Department of Trade Radar Maintenance. Applicants should have appropriate qualifications and experience, the final grading of the post being decided on this basis. To commence as soon as possible.

Burnham Salary Scale, plus London Allowance.

Requests for application forms and further details must be accompanied by a stamped and self-addressed envelope and sent to: The Administrative Officer, Barking College of Technology, Dagenham Road, Romford RM7 0XU. Completed forms must be returned within 14 days of the appearance of this notice. (9149)

ARTICLES FOR SALE

SOWTER TRANSFORMERS

WITH 37 YEARS' EXPERIENCE we have the expertise to design and manufacture ANY TYPE OF AUDIO TRANSFORMER AT THE RIGHT PRICE

Whilst we specialise in every kind of transformer for audio control decks and mixers, demands are increasing for **LOUDSPEAKER TRANSFORMERS** and **100 VOLT LINE AUDIO OUTPUT TRANSFORMERS** for most kind of amplifier from 30 watts to 500 watts output. We have standard designs for AMCRON and BOSE amplifiers and can also supply **Multi-output transformers for COLUMN LOUDSPEAKERS** in a wide variety of powers. A recent tendency is the demand for **OUTPUT TRANSFORMERS FOR ULTRA LINEAR VALVE AMPLIFIERS** using KT88 and KT66 BEAM TETRODES and for these we have standard designs with exceptional performance. Many of our output transformers for loudspeakers have been installed in Theatres, Television Studios, Lecture and Concert Halls, Churches and Outdoor Arenas whilst others are in constant use for high quality portable Public Address Systems. We will supply single transformers, or any quantity, with short delivery times and, without obligation on your part, will quote price and exact dispatch on receipt of your requirements.

KINDLY NOTE OUR NEW ADDRESS AND TELEPHONE NUMBER: E. A. SOWTER LTD., Transformer manufacturers and designers, P.O. BOX No. 36, IPSWICH IP1 2EL, ENGLAND. Tel: Ipswich (0473) 52794-219390. (8289)

HI-FIDELITY DESIGNS No. 1 (a Wireless World publication). We had announced that this publication was out of print but we now discover that we have 350 copies in stock. Due to our announcement, many readers were disappointed, but we are now pleased to inform them that copies are available from The General Sales Manager, Room CP34, Dorset House, Stamford Street, London SE1 9LU. Please forward your order together with your remittance of £1.50 (including P&P) made payable to IPC Business Press Ltd. (8652)

LAB CLEARANCE: Signal Generators; Bridges; Waveform, transistor analysers; calibrators; standards; millivoltmeters; dynamometers; KW meters; oscilloscopes; recorders; Thermal, sweep, low distortion true RMS, audio FR, deviation. Tel. 040-378236. (8250)

A.B.S. BOXES 105mm, 72mm, 40mm, grey or black, 82p including VAT while stocks last. Boughton and Yarrow, 2 York Road, Kennington, Ashford, Kent. TN2 49QQ. (9080)

ALL SERVICE SHEETS/MANUALS. S.A.E. please. Main suppliers T.V. Repair Manuals etc. — AUSWW, 76 Churches, Larkhall, Lanarks. (9081)

AUDIO PRE-AMPLIFIERS, excellent specification, £8.95 plus p&p and VAT. Details SAE please. Audio Enterprises, 15 Long Lane, Holbury, Southampton, Hants. SO4 1LF. (9049)

PYE SPEECH SCRAMBLERS. Price pur.: Creed 75 teleprinter £40; Creed syn motor 3,000 rpm £5; Advance PP3 twin stab DC supply £30; Advance double pulse gen PG 5002C £35; H.P. ratio meter mod 416B £30; H.P. Audio sig gen 205AA £33; Cossor RMS meter 1453 £27; Marconi valve volt meter TF 1100 £15; Mufax 18in recorder type D-649 £120; Teleprinter tape and paper, 1' and ½ mag tape Dynamco 2001 MKZ DRM £75; Airmec oscillator-amplifier type 254 £55 plus V.A.T. Skipton Electronic Suppliers, 29 Keighley Road, Skipton, North Yorkshire. Tel: 0756 4397.

TOP QUALITY matrix patchboard 12 x 60 600 xpoints supplied with PC Board suitable for edge connector. Limited number available. £50 each. — A.K. Electronic Services. Tel: Kirkcaldy (0592) 200443.

JUMBO DISPLAYS 7 seg. LED. Special offer normally £1.50 cc. 6 for £5.70. Fairchild 3in high character plus red integral lens fits 40 pin DIL socket, free data same day despatch include 30p PP to: Jennifer Towns, 12 Hilltop Close, Balgan, Port Talbot, W. Glam.

CASSETTE DATA RECORDING DECKS. Serial T.T.L. I.O. complete with circuits. £55 inc., MICROPROCESSOR POWER SUPPLIES. A.C. input 110 or 220v. 100 VA. D.C. O.P. +12v. 1A +5v. 5A -12v. 1A. All regulated with S.C. and thermal protection. £45 inc., — SAE to Heath, 26 Broad Street, Lyme Regis, Dorset. (9139)

ARTICLES FOR SALE

EXCLUSIVE OFFER

RACK MOUNTING CABINETS HIGHEST QUALITY 19"

Table with columns: Ref, H", Width", Depth", Price. Rows include PE, LL10, TT, SL, ST.

Racal cabinets for RA-17/117 Uniform, single £30.00 Uniform, double £45.00 Uniform, triple £60.00

Over 60 types available from 12" to 90" high. Also twins, triples and consoles. Above are only a few types. Please send for full list.

AUDIO AND INSTRUMENTATION TAPE RECORDER-REPRODUCERS

- * Ferragraph YD 2 track 1/4"
* Lockheed Portable 1/4"
* Consolidated 3300 14 track 1 1/2"
* Pioneer 1833 Digital Units, 7 track 1/2"
* Pioneer 18500 Digital Unit, 7 tracks 1/4"
* Ampex FR-110D, 8 speeds, stereo 1/4"
* Ampex FR80Q, 4 speeds, 7 track 1/4"
* D.R.I. RMD, 4 speeds, 4 tracks 1/4"
* Minicam CMP-100, 6 speeds, 7 tracks 1/4", 1/2", 1"
* Ampex 351 2 speed 2 tracks 1/4"
* SBL H, 4 speeds 14 track 1 1/2"

Prices of above £70 to £500 Also Transport Decks only available

We have a large quantity of "bits and pieces" we cannot list - please send us your requirements, we can probably help - all enquiries answered.

All our aerial equipment is professional MOD quality

- * Hughes Monoscopes £170.00
* Teldram's Plug Ins. Various £8.00
* AKS K-160 Handsets £8.00
* Nams Clark 1302 VHF Receivers £280.00
* Nams Clark Preamplifier £95.00
* Palinton Servo Motor Receiver £175.00
* Servomotor 20VA Auto Regulators £250.00
* Hallcrafters 524 Receivers £40.00
* Halix Aerials 11" & 18" and Reflectors £26.00
* Textronics 543A Oscilloscopes CA £290.00
* Textronics 543A Oscilloscopes D £275.00
* Textronics 501A Oscilloscopes £360.00
* Marconi TF 2200A Oscilloscopes £375.00
* Selsatron CD 1014 Oscilloscopes £110.00
* Selsatron 1016 Oscilloscopes £90.00
* Rhode & Schwarz QW 0 meters 50KHz/30 MHz £160.00
* Rhode & Schwarz Z80 Diagraph 300/2400 MHz £425.00
* Rhode & Schwarz 388 Signal Generators £180.00
* Rhode & Schwarz S8MF AM/FM Oscillators 10/230 £220.00
* Rhode & Schwarz S8M VHF/FM Signal Generators 300/10000 £300.00
* Rhode & Schwarz S8W Sweep Generators 50K/120 £160.00
* Rhode & Schwarz SWOB-1 Polycopes at 5/4000 £400.00
* Rhode & Schwarz S8R Signal Generators 1.5/2.48 £200.00
* Rhode & Schwarz E38A-300 VHF Receivers 180/3000 £270.00
* Racal RA-17 P Receivers (New) £950.00
* B.S.A. AR-88 Receivers £80.00
* Edystone 7700 VHF Receivers (no ferrit coils) £90.00
* Collins KW7 B Transmitter Receivers 5GB P.U.R.
* Philips HC-150 HF Point-to-point receivers £220.00
* Nakamichi 50A Oscilloscopes £200.00
* B & K 2407 Electronic Voltmeters £180.00
* Advance Admic Electronic Voltmeters £90.00
* CT 82 Helon Generators £45.00
* Wayne Kerr R 601 R.F. Bridge £170.00
* Whiston 'S' Band Spectrum Analyser P.U.R.
* Armac 352 Signal Generators 200 cps £200.00
* Advance Transistor Testers TT-15 £45.00
* Advance Digital Voltmeters DVN-1 £80.00
* Marconi TF 329 Magnification Meters £140.00
* Marconi TF 1668B FM Signal Generators £425.00
* Marconi TF 801/1/1 AM Signal Generators £280.00
* Ferranti 7.5kVA Auto Voltage Regulators £150.00
* Masson TRM-101 Multipliers £240.00
* Bradley CT 4718 Electronic Multimeters £90.00
* Servomotor 20w Auto regulators £130.00
* I2SR, Lattica Masts, 20' sides P.U.R.
* SDR, Lattica Masts, 15' sides £18.00
* 10M, Light Lattica Sections, 6' side £18.00
* ESH 1/2 Audite Tape 3600 Ft. Mab £4.50
* SE2/2B C.R.T.s £18.00
* S25/2A C.R.T.s £19.00
* S27/2 (RDM) C.R.T.s £19.00
* Pioneer S & RC2S S.S.B. Filters £14.00
* AVO CT 471A Electronic Multimeters £75.00
* EMI R 301 Tape Recorders £50.00
* Shaverette L Tape Recorders £29.00
* Uniselectors, 10 Bank 25-way £35.50
* 40R, Sectional Aluminium Meters Complete £55.00
* Marconi 50A Frequency Generators 200-500 Hz/cs £45.00
* Multi-purpose Trimmers with Jacks 19 x 17 £16.00
* E.M.I. Document CCTV Outfit £250.00
* Advance 3KVA CV Transformers £150.00
* Hotal V.D.U. Tables 30" x 36" x 30" £24.00

MANUALS

We have a quantity of Technical Manuals of Electronic Equipment, not photostats, 1940 to 1960, British and American. No lists. Enquiries invited.

- * Data Efficiency Respeakers 240w £28.00
* Belling Low 100 Amp Interference Filters £76.00
* Oscilloscope Trays from £85.00
* Racal RA1978 pre-Selectors £110.00
* Rack Mounting Operator Tables £110.00
* 75W Aluminium Lattica Masts, 20' sides £400.00
* Adde 5 1/8 track Panchos £48.00
* Racal RA-175 I.S.B. Modulators (new) £45.00
* Telly 5 1/8 Track Tape Readers 60 cps £65.00
* Telly 5 1/8 Track Tape Readers Track Spooling £70.00
* Racal RA-63 358 Adaptors, new £110.00
* Racal RA 298 I.S.B. Transistorised Converters (new) £120.00

We have a varied assortment of industrial and professional Cathode Ray Tubes available. List on request.

PLEASE ADD CARRIAGE AND V.A.T.

P. HARRIS ORGANFORD, DORSET, BH16 6BR BOURNEMOUTH (0202) 765051 (8981)

THE SCIENTIFIC WIRE COMPANY

PO Box 30, London, E.4

ENAMELED COPPER WIRE

Table with columns: SWG, 1lb., 5oz., 4oz., 2oz. Rows include 10 to 19, 20 to 29, 30 to 34, 30 to 40, 41 to 43, 44 to 46, 47, 48.

SILVER PLATED COPPER WIRE

Table with columns: 14 & 16, 20 & 22, 24 & 26, 28 & 30. Rows include 4.50, 5.00, 5.70, 6.67.

Prices include P&P and VAT SAE brings list of copper & resistance Wires Dealer Enquiries invited (9063)

INVERTERS

High quality DC-AC. Also "no break" (2ms) static switch, 19" rack. Auto Charger.



COMPUTER POWER SYSTEMS

Interport Mains-Store Ltd. POB 51, London W11 3BZ Tel: 01-727 7042 or 0225 310916 (9101)

CITY READING readress sale buyers or others. Advertise your needs/surpluses, cheaply in new dealer list, 30p per copy (plus 9p or stamp). Adverts 3p per word. Teefer, 50 Bradford Road, Southsea, Hants. PO5 1AB.

B.A. BOLTS. Switches. Plugs, sockets, teleprinters and spares, 100s of items. S.a.e. (large). M.K.S. 27 Upper Stone Street, Maidstone, Kent. (9158)

MARCONI INSTRUMENTS TF 144G standard signal generator for sale £150. First class condition. Tel.: Wolverhampton 28410. (9159)

GOULD ADVANCE OS245A 10MHz DT oscilloscope plus Beta Digital Multimeter complete with instruction manuals and extras, £250. Reply Box No. WW 9150. (9150)

GWM RADIO LTD, 40/42 Portland Road, Worthing, Sussex. Tel. 34897. Pneumatic masts 40ft by Scam Clark-Qty., 4 Cryptal 245 electronic scrambler for teleprinter. B40/D receivers ext. Govt. Eddystone communication receivers 730/4 v.g.c. £185 inc. Many bargains for callers. Trade and retail, we are worth a visit. Surplus always wanted. (9152)

TF801D/8/S A.M. Signal generator Freq. 10 MHz-485 MHz £395. Oscilloscope 545 with CA plug in unit £195. Frequency sweep signal generator type CT202 (as new) £25. TF144H/4/S Signal generator £350. R&S F.M./A.M. Signal generator Freq. 4-300 MHz £360. H.P. Electronic Counter 5245L with frequency converter 5253B. 2590B freq. converter, the system covers freq. up to 15GHz-P.O.R. Tektronix oscilloscope 544(50MHz) £295. Spectrum Analyser RF4A Freq. 10MHz-40 GHz £850. Digital voltmeter Dynamco 2022.S £75. R&S Polyscop SWOB11 £550. Wayne Kerr CT550 Univ. Bridge 0.1% accuracy with low impedance adaptor type Q221 £150. CT375 Univ. Bridge 1% accuracy £65. Please add 8% V.A.T. at all prices. F. R. Galko, 550 Kingston Road, London, SW20 8DR. Tel: 01-543 2515. (9198)

FOR SALE. Copies of Wireless World, 1928-1948. - 021-564 6035. (9119)

1930's PORTADYNE radio for sale. In 17 x 15 x 11in cabinet. Highest offer secures. Box No. WW 9147. (9147)

TRANSFORMER PROBLEMS?

1VA-1KVA Prototypes in 7-10 days. Phone Vince Sellar on 06076-66716.

TRENT TRANSFORMERS LTD Chapel Street Long Eaton, Nottm. (8363)

COLOUR, UHF AND TV SPARES. CEEFAX, ORACLE IN COLOUR. MANOR SUPPLIES "EASY TO ASSEMBLE" TELETEXT KIT. Including TEXAS Decoder. Aerial input, completely external unit, no further connections to set. Full facilities, mixed TV programme and Teletext, Newsdash. Update, and many special features not found in other units. Demonstration model in operation at 172 West End Lane, NW6. Phone or write for further information.

TEXAS TIFAX XM11 Decoder module, new, £130, p/p £1.00. NEW COMBINED COLOUR BAR GENERATOR PLUS CROSS HATCH KIT (Mk4) UHF Aerial input type. Eight vertical colour bars plus R-Y, B-Y, Luminance combinations, Grey scale etc. Pushbutton controls. Battery operated £35*, De Luxe case £4.80* aluminium case £2.40*, battery holders £1.50*, mains supply kit £5.78*, p/p £1.00. Built and tested (battery) £58*, p/p £1.20. CROSS HATCH KIT, UHF Aerial input type, also gives peak white and black levels. Battery operated, £11* p/p 45p. Add-on Grey Scale kit £2.90* p/p 35p. Aluminium case £2*, p/p 85p. Cross Hatch Unit, complete and tested in De Luxe case £20.80* p/p £1.

"WIRELESS WORLD" TV Tuner and FM Tuner Projects by D. C. Read. Kits of parts available, CRT test and reactivator kit for colour and mono £19.80 p/p £1.20. UHF Signal Strength Meter kit £18* p/p 90p. 625 TV IF Unit for Hi-fi amps or tape recording £6.80 p/p 70p. Decca Colour TV Thyristor Power Supply Unit, incl. H.T., L.T., etc. Incl. circuits £3.80 p/p £120 Bush A823 (A807) decoder panel £7.50 p/p £1. Bush 161 T-B panel A634 £3.80, IF panel A583 £3.80 p/p 90p. Bush Portable TV 11V stab power supply unit £4.80 p/p £1. Bush CTV 25 Convergence Panel plus yoke, blue lateral £3.60 p/p 90p. Philips Single Standard Convergence Units complete, incl. 16 controls £3.75 p/p 85p. Colour Scan Coils, Mullard or Plessey, £6 p/p 90p. Mullard AT 1023/05 Converg. Yoke £2.50 p/p 75p. Mullard or Plessey Blue Laterals 75p p/p 35p. BRC 3000 type Scan Coils £2 p/p 90p. Delay Lines: DL20 £3.50, DL50 £3.50, DLLE, DLI 85p p/p 45p. Lum delay lines 50p p/p 40p. G8 Tripler £6. BRC 300 Tripler £6.80 p/p 75p. Others available. Philips G8 Decoder part-complete £2.50 p/p 75p. GEC 2040 Ex-Rental Panels. Decoder £5.00. Time Base £5.00, p/p 90p. VARICAP TUNERS UHF: Gen. instr. £3.50. VHC: ELC 1043 £4.50, ELC 1043/05 £5.50. VHC: ELC 1042 £4.80, Philips VHF £3.80. Salvaged UHF & VHF Vari-caps £1.50 p/p 35p. VARICAP CONTROL UNITS, 3 position, £1.20. 4 PSN £1.50, 5 PSN £1.80, 7 PSN £2.80. Special offer 6 position £1. p/p 35p. UHF Transd. Tuners incl. slow motion drive £2.80, 4 position push button £2.50, 6 psn. £4.20, p/p 90p. Helical Pots 100K, 4 for £1.20 p/p 30p. Thorn 850 Dual Std. Time Base panels 50p. Philips 625 IF panel incl. oct. 50p p/p 70p. Mullard Mono Scan Coils for Philips Stella, Pye, Ekco, Ferranti, Invicta £2.00 p/p 85p. Large selection LOFTS, P.O.P.T.s available for most popular makes. MANOR SUPPLIES, 172 WEST END LANE, LONDON, N.W.6. Shop Premises Callers welcome. Thousands of additional items available not normally advertised. (Nos. 28, 159 buses or West Hampstead-Bakerloo Line and British Rail). Mail Order: 64 Golders Manor Drive, London, N.W.11. Tel: 01-794 8751. V.A.T. Please Add 12 1/2% TO ALL PRICES (EXCEPT WHERE MARKED). V.A.T. 8%). (60)

WORLD RADIO T.V. HANDBOOK 1979

by J. M. Frost Price £9.20

1979 THE RADIO AMATEUR'S H/B by ARRL Price: £7.90

MASTER OP-AMP APPLICATIONS H/B by H. W. Fox Price: £7.95

HANDBOOK OF DATA COMMUNICATION by NCC Price: 9.20

UNDERSTANDING DIGITAL ELECTRONICS by G. McWhorter Price: £4.00

MICROPROCESSOR INTERFACING TECHNIQUES by A. Lesea Price: £8.00

THE MICROPROCESSOR & ITS APPLICATIONS by D. Aspinall Price: £13.20

MICROCOMPUTER ANALOG CONVERTER SOFTWARE & HARDWARE INTERFACING by Titus Price: £7.50

RCA SOLID STATE LINEAR INTEGRATED CIRCUITS DATA Price: £4.30

THE EUROPEAN CONSUMER SELECTION by Motorola Price: £6.50

* PRICES INCLUDE POSTAGE *

THE MODERN BOOK CO.

Specialists in Scientific & Technical Books

19-21 PRAED STREET LONDON W2 1NP

Phone 723 4185

Closed Sat. 1 p.m. (8974)

TEKTRONIX 585A SCOPE. Type 82 d/trace amps, DC-100 MHz. Excellent condition with all h/books, £375. Leicester 77235. (9195)

T.V. TUBE REBUILDING. Complete plant, equipment, supplies and training. If you can afford the best contact Western-Whybrow Engineering. Tel. 073 676 2265. (8048)

TEN YEAR GENERAL INDEX to 'Wireless World' 1968, 1977, fully cross referenced, 55 inc. - Roscoe, 86 Kenilworth Crescent, Enfield, Middlesex EN1 3RG, England. (9047)

VALVES RADIO - T.V.-Industrial-Transmitting. We dispatch valves to all parts of the world by return of post, air or sea mail, 2,700 types in stock 1930 to 1976. Obsolete types a speciality. List 20p. Quotation S.A.E. Open to callers Monday to Saturday 9.30 to 5.00. Closed Wednesday 1.00. We wish to purchase all types of new and boxed valves. Cox Radio (Sussex Ltd., Dept WW, The Parade, East Wittering, Sussex PO20 SBN, West Wittering 2023 (STD Code 024366). (9082)

KITSWITCH: Hex-Keyboards easily wired for any format, up to 25 Low Bounce Keys, s.a.e. for details, 185 Musley Hill, Ware, Herts. Tel: Ware (0920) 61944. (9113)

YAESU YP150 R.F. power meter and YO100 TX monitor scope. Both mint. Offers to Steve. Phone Downland 55342 (Surrey) early evenings. (9142)

TEST EQUIPMENT surplus to present requirements. POA. Power Meter HP431B. Sampling scope Philips PM3410 3419A. B. Telonic Sweepers PD3 100 250MHz I.A. Power, SD3 450 900 MHz, HD 1A 400,400 900 MHz. Tektronix Plug ins N Sampling, R Xistor Rise time. Display Oscilloscopes KNOTT 14in tube 4 trace BN920 2of. Runfold 02518 2639. (9141)

ARTICLES FOR SALE

LAB. CLEARANCE

We have for disposal to good homes a complete laboratory of good quality, well maintained and calibrated test equipment — Avometers to microwave spectrum analysers. Too numerous to itemise so here are a few representative ones:

Marconi 801/D Sig. Gen.	from £125
Avometers	from £20
Digital Multimeters	from £100
Marconi 80/D Sig. Gen.	from £125
Tek. Portable 453 465 etc.	from £450
Power Supplies	from £20
Tek Vectorscopes 521	from £1000
Tek. Bench Oscilloscopes	from £75
Tek. Spec. Analyser Plug-ins	from £200
Digital Test Equipment	from £150
Spectrum Analysers fro 43GHz	from £750
Noise Generators & Receivers	from £100
Synthesisers Various	from £150
Polyskops 1 & 2	from £300
Signal Generators	from £35

All in excellent condition. Drop us a line whatever your needs — but hurry! At these prices they'll soon be gone.

Dutchgate Ltd.
The Heating Centre, Pyle Hill
Winchester Road
Fair Oak, Hampshire

(9163)

GOING ON HOLIDAY???

BEAT THE BURGLAR THE PROFESSIONAL WAY

(If you can beat it, it's yours for nothing)

WITH RADAR

Microwave Doppler Intruder Detector, used but guaranteed checked and working, range in excess of 45 feet. No wiring to door or window contacts. Full information supplied and full after sales service.

£20.00 plus £1.50 p.p. plus V.A.T. (12½%)

A few special security brackets available £2.50 plus V.A.T. (if ordered with detector no extra p.p.)

Callers welcome by appointment. No obligation demonstration

Electronic Workshops, 56 Burnston Road Putney, London S.W.15
Phone 01-788 5513 or 01-373 0439
(Home Office approved. 5-year licence £1.50)



Private enquiries, send 3p in stamps for brochure

THE QUARTZ CRYSTAL CO. LTD.

Q.C.C. WORKS, WELLINGTON CRESCENT
NEW MALDEN, SURREY. 01-942 0334 & 2988

8493

COMMUNICATIONS EQUIPMENT

Due to a change in a client's requirements we have a limited number of the following equipments for disposal:

- Redifon R499
- 10 Channel MF/HF Receiver
- Redifon GK202
- 10 Channel MF/HF Drive Unit

The above are of recent manufacture, and are new and unused, ex-equipment, and complete with manuals.

Full tech. spec. available on request. Offers and inspection invited.

W.W. Box No. 9177 (9177)

MDS 1105 Data Recorder and Tape — must dispose due to space problems — offers. — Tel: Wivenhoe 4484 or write — Mr Kitchin, 9 Amberley Close, Wivenhoe, Colchester, Essex. (9115)

MICROPROCESS DEVELOPMENT AIDS. Paratronics Logic Analyser Model 100A with Trigger expander unit model 10. Total cost new £345.00 each. Sale price £300.00 for the PAIR! R.C.A. Micromonitor CDP 18S030 for use with the 1802 microprocessor. Cost new 1020. Sale price £800. Both above items in first class working order with full instructions. Also: Automatic Circuit Tester ATE Ferret Model E56200 plus plug-ins to enable programmes to be executed from 2716 PROMS. First class order plus all data. Contact: R. D. Tuthill, Golden River Co. Ltd., Telford Road, Bicester, Oxfordshire. Telephone (086 92) 44551. (9117)

CAPACITY AVAILABLE

PCB ASSEMBLY CAPACITY AVAILABLE

Low or high volume, single or double sided, we specialise in flow line assembly.

Using the Zevatron soldering system and on line lead cutting, we are able to deliver high quality assemblies on time, and competitively priced.

Find out how we can help you with your production. Phone or write. We will be pleased to call on you and discuss your requirements.

TW ELECTRONICS LTD.
120 NEWMARKET ROAD
BURY ST. EDMUNDS, SUFFOLK
TEL: 0284-3931

Sub contract assemblers and wirers to the Electronics Industry

(9068)

Specialised PCB Service

- Layouts - Photography - Drilling
- Roller Tinning - Gold Plating
- Legend Printing - Profiling
- Special quick prototype service

Crofton Electronics Limited
35 Grosvenor Road, Twickenham
Middlesex - Tel. 01-891 1923

8210

PCB ARTWORK DESIGN SERVICE with component notation masters and assembly drawings. PADS Electrical Ltd, 01-850 6516, 45 Southwood Road, New Eltham SE9. (7905)

HIGHWAY ELECTRONICS. Logic design, PCB artwork, assembly, testing, custom built electronics. Unit 112, Springvale Ind. Estate, Cwmbran, Gwent NP44 5BG. Telephone Cwmbran (08333) 68042. (8347)

SKILLED HAND assembly, one-offs and small batch runs. — I. G. Bowman, 59 Fowey Avenue, Torquay, S. Devon. (8000)

SMALL BATCH productions wiring assembly to sample or drawings. Specialist in printed circuits assembly. Rock Electronics, 42 Bishopspfield, Harlow, Essex 0279 33018. (9094)

EQUIPMENT WANTED

TO ALL MANUFACTURERS AND WHOLESALERS IN THE ELECTRONIC RADIO AND TV FIELD

BROADFIELDS & MAYCO DISPOSALS

will pay you top prices for any large stocks of surplus or redundant components which you may wish to clear. We will call anywhere in the United Kingdom.

21 LODGE LANE
NORTH FINCHLEY, LONDON N12 8JG
Telephone Nos. 01-445 0749 / 445 2713
After office hours 958 7624

(9123)

A.R. Sinclair

Electronic Stockholders
Stevenage 812193

We purchase all types of Mechanical and Electronic Equipment and Surplus stocks.

(9206)

PCBs Production

- runs or prototypes
- Assembly to sample or drawings
- ☆ Design Service if required
- ☆ Quick response to demand
- ☆ Expert hand soldering
- ☆ Nothing too large or too small

Telephone or write:

SEAHORSE ELECTRONICS Ltd.
Unit 2, Picow Farm Road
Service Industry Estate
Runcom, Cheshire
Tel: Runcom (09285) 75950 (9135)

I.H.S. SYSTEMS

Due to expansion of our manufacturing facilities we are able to undertake assembly and testing of circuit boards or complete units in addition to contract development.

We can produce, test and calibrate to a high standard digital analogue and RF equipment in batches of tens to thousands.

Telephone to arrange for one of our engineers to call and discuss your requirements, or send full details for a prompt quotation.

TEL. 01-253 4562
or reply to Box No. WW 8237

(8237)

COIL WINDING

Large or small
PRODUCTION RUNS

AIRTRONICS LTD

GARDNER INDUSTRIAL ESTATE
KENT HOUSE LANE
BECKENHAM KENT BR3 1UG
01-659 1147

8936

ELECTRONIC CIRCUIT Design and prototype construction production assembly. Test and PCB artwork design. Write: Powerdine Electronics, High Street, Bognor Regis, Sussex PO21 1EZ or telephone STD 024-32 (Pagham) 66587 evenings. (8963)

EDUCATIONAL

C AND G EXAM

Make sure you succeed with an ICS home study course for C and G Electrical Installation Work and Technicians. Radio/TV/Electronics Technicians. Telecommunications Technicians and Radio Amateurs.

COLOUR TV SERVICING

Make the most of the current boom! Learn the techniques of servicing Colour and Mono TV sets through new home study courses, approved by leading manufacturers.

TECHNICAL TRAINING

Home study courses in Electronics and Electrical Engineering, Maintenance, Radio, TV, Audio, Computer Engineering and Programming. Also self-build radio kits. Get the qualifications you need to succeed. Free details from:

International Correspondence Schools, Dept. 280P, Intertext House, London SW5 4UJ. Or phone 01-822 9911. (8970)

SERVICES

DESIGN SERVICE. Electronic Design Development and Production Service available in Digital and Analogue Instruments, RF Transmitters and Receivers for control of any function at any range. Telemetry, Video Transmitters and Monitors, Motorised Pan and Tilt Heads etc. Suppliers to the Industry for 16 years. Phone or write Mr. Falkner, R.C.S. Electronics, 6 Wolsey Road, Ashford, Middlesex. Phone Ashford 53661. (8341)

PRECISION SHEET METAL work. chassis, panels, etc., steel, stainless or aluminium, long/short runs, good deliveries. EES Ltd., Clifford Rd Monks Road, Exeter 56280 36489. (8060)

SERVICES

W.K.F. ELECTRONICS

(R.P.C.B.S. Ltd.)

THE CIRCUIT BOARD SPECIALISTS — UNIVERSAL SUPPLIERS

Contractors for: P.C.B. Production, Contract Drilling, Electroplating, Laminate Cutting. Services for: Master Artwork Preparation, Process Photography, Circuit Diagrams, Layouts & Legends. Consultants for: Instrument Engineering, Automatic Control & Applications.

Do-It-Yourself Won't Do: Today's assemblies demand close tolerances. **Goodbye to the Long Wait: 3 to 7 Day Prototype** P.C.B. Production Service. **Quotations:** By Return. **Guaranteed Quality** on every process. **Short or Long Term Production** now acceptable from 1 to 10,000 units.

We Universally Distribute: Laminate, Carbide Drill Bits & Routers, Process Chemicals (any), Pre-sensitized Laminate, Drilling Machines (Manual), Multi-spindle, N.C./C.N.C. Control, Graphic Art Drafting materials & aids.

We Manufacture to Specification: Quality Circuit Boards (Single or Double Sided with any finish). Due to expansion, we now have space available for prototype or long term production.

For Quotations: Submit Copy Masters, Roughs, Circuit or Sample units for costing.

To:

W.K.F. ELECTRONICS
FLEET HOUSE, WELBECK STREET
WHITWELL, WORKSOP, NOTTS.
TEL. WORKSOP (0908) 720695
TELEX: 547616
Telephone Quotations: Ask for pricing.

NOTICE TO OTHER MANUFACTURERS

IS YOUR DRILLING / ROUTING DEPARTMENT A BOTTLENECK? IF SO TRY OUR SERVICE FOR DRILLING AND ROUTING

THE RATES ARE VERY REASONABLE AND THE FAST SERVICE WILL ENSURE THAT YOUR CUSTOMERS' DELIVERIES ARE MET

TEST EQUIPMENT

We are disposing of a considerable amount of good quality test gear including Tektronix scopes at silly prices.

* Ring Derek Pattinson now and discuss your requirements.

Crofton Electronics Ltd.

35 Grosvenor Road,
Twickenham, Middlesex.

Tel. 01-891 1923 (8211)

PROBLEMS WITH

- Electrical maintenance
 - Flow control, p.H.
 - Temperature measurement
 - Electrical design
- Contact:

A.D.P.

INSTRUMENTATION SERVICES LTD.

St. Helens 50564 (9151)

DESIGN AND DEVELOPMENT, competent engineering effort available for all aspects of electronic design. Single circuits or complete systems, prototype to production run. E.I.A., 80 Wheatland Lane, Wallasey, Merseyside, 051-639 9122. (8615)

ELECTRONIC DESIGN SERVICES. Wide engineering experience available for the design of basic circuits to complete systems. Analogue DC to 1GHz and Digital. Write or phone Mr Anderson, Andertonics Ltd, Ridgeway, Hog's Back, Seale (Nr. Farnham), Surrey. Runfold 2839. (9140)

...and now No.3!

This third book in Wireless World's popular series will be welcomed by all concerned with designing, using and understanding electronic circuits. It comprises information previously included in the third ten sets of Wireless World's highly successful Circards — regularly published cards giving selected and tested circuits, descriptions of circuit operation, component values and ranges, circuit limitations, modifications, performance data and graphs. The book follows on from Circuit Designs Nos. 1 and 2. It is magazine size in hard cover and contains ten sets of Circards plus additional information and an explanatory introduction. Like its predecessors, it may soon be difficult to obtain, so you are advised to order your copy without delay.

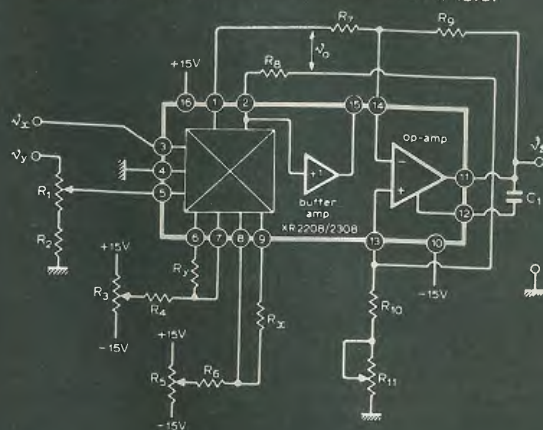
Voltage to frequency converters.
Amplitude modulators.
Reference Circuits.
Voltage regulators.
RC oscillators — part 1.
RC oscillators — part 2.
C.M.O.S. — part 1.
C.M.O.S. — part 2.
Analogue multipliers.
R.m.s./log./power law circuits.

circuit designs

3

Collected Circards

PWilliams/JCarruthers/JHEvans/JKinsler



A WIRELESS WORLD PUBLICATION

A book from

wireless world

General Sales Department, IPC Business Press Ltd.,
 Room CP34, Dorset House, Stamford Street, London SE1 9LU.

ORDER FORM

To: General Sales Department,
 IPC Business Press Limited, Room CP34, Dorset House,
 Stamford Street, London SE1 9LU.


Please send me.....copy s of
 Circuit Designs — Number 3 at £14.50 each
 inclusive. I enclose remittance value £.....
 (cheques payable to IPC Business Press Ltd.)

NAME.....
 (please print)
 ADDRESS.....

Company registered in England and a subsidiary of Reed International Ltd.
 Registered No. 677128. Regd. office: Dorset House, Stamford Street,
 London SE1 9LU.

WW5

Here's why you should buy an I.C.E. instead of just any multimeter



I.C.E.

WW - 067 FOR FURTHER DETAILS

- * Best Value for money.
- * Used by professional engineers, D.I.Y. enthusiasts, hobbyists, service engineers.
- * World-wide proven reliability.
- * Low servicing costs.
- * 20K/volt sensitivity and high accuracy.
- * Large mirror scale meter.
- * Fully protected against overload.
- * Large range of inexpensive accessories.
- * 12 month warranty, backed by a full after sales service at E.B.Sole U.K. Distributors

Prices from £16.60 - £32.00 + VAT
Send for full colour leaflet and prices on whole range including accessories.

ELECTRONIC BROKERS LIMITED

49-53 Pancras Road, London NW1 2QB.
Tel: 01-837 7781. Telex: 298694.

INDEX TO ADVERTISERS

Appointments Vacant Advertisements appear on pages 133-150

PAGE		PAGE		PAGE	
Acoustical Mfg. Co. Ltd.	18	Faircrest Eng.	132	Olson Electronics Ltd.	10
AEL Crystals	36	Farnell Insts. Ltd.	76	OMB Electronics	23
Albol Electronics	115	Feedback Instruments	97	PBRA Ltd	116
Ambit International	28	Ferranti	88	Personal Computer Seminars	116
Antex	Cover iii	Future Film Developments	38	Powell, T.	100
Aspen Electronics Ltd.	31	Fylde Electronic Labs Ltd.	22	Powertran Electronics	75, 110, 111
Astra Elec. Comps.	26			Pye Unicam	37
Audix Ltd.	32	GEC M-O Valve	4, 5	Pyephayes Radio Ltd	132
		Gould Advance	12		
Bach-Simpson	10	Greenwood Electronics Ltd.	23	Racal Recorders	16
Bang & Olufson	25			Radio Components Specialists	130
Barrie Electronics Ltd.	115	Harmsworth Townley & Co. Ltd.	24	Radio Shack	108
Bell & Howell	40, 41	Harris Electronics (London) Ltd.	22, 31	Radio Supplies Comps.	20
Bib Hi-Fi Accessories	Cover iv	Hart Electronics	108	Ralfe, P.	118
Bi-Pak Semiconductors Ltd.	101	H. L. Audio	131	R.C.S. Electronics	38
Boss Industrial Mouldings Ltd.	6			Rola Celestion Ltd.	113
Brine, G. J.	132	ILLP. Electronics Ltd.	15	R.S.T. Valves	114
Britec	100	Industrial Tape Applications	87		
Bull, J.	126	Integrex Ltd.	102, 103	Sabtronic (UK) Ltd.	12
		Interface Quartz Devices Ltd.	23	Sandwell Plant Ltd.	38
Cambridge Learning	11	Interport Mains Store	149	Scopex Instruments Ltd.	112
Caracal Engineering	132	ITT Mercator	14	Scott, J. (Elec. Eng.) Ltd.	22
Carston Electronics Ltd.	21	JPS Associates	32	Servo & Electronics Sales Ltd.	131
Carter Associates	30			Shackman Inst. Ltd.	30
Catronics	116	Keithley Instruments Ltd.	98	Shure Electronics Ltd.	8, 9
CEC Corporation	5	Kirkham Amplifier	2	Sintel	131
Chiltmead Ltd.	124	Kramer	132	SME Ltd.	13
Circards No. 3	151	Langrex	114	Southern Electronics	34
C. N. Stevenson	124	Lascar Electronics	36	Special Products Ltd.	34
Colomor (Electronics) Ltd.	106	Leavers-Rich Equip. Ltd.	29	Seed Eng. Ltd.	14
Clarke Smith (Vortexion)	29	Lektrokit	38	Strutt Electrical & Mech Engr's Ltd.	99
Comp. Computer Comps.	119	Levell Electronics Ltd.	3	Sugden, J. E. & Co. Ltd.	38
Continental Specialities	19	Lowel Electronics Ltd.	98	Surrey Electronics	115
Crellon (Hewlett Packard)	7			Technomatic Ltd.	129
Crimson Elektrik	26	Maplin Electronic Supplies	Cover ii	Telecom	132
CT Electronics	125	Marco Trading	41	Teleradio Hi-Fi	132
		Marshall, A. & Sons (London) Ltd.	104	Trident Exhibitions	33, 108
Danavox (G.B.) LTD	127	Martin Associates	20		
Data Laboratories	88	MCP (Emtron)	31	Vařradio Ltd.	24
Datong	36	MCP (Power)	17	Vero Electronics Ltd.	14
Dick Smith Electronics (HK) Ltd	100	MCP (RF)	35	Videotime Products	39
Display Electronics	128	Milward, G. F.	115		
Dominus	116	Monolith Electronics Co.	131	Watford Electronics	34
		Multicore Solders Ltd.	Cover iv	West Hyde Developments Ltd.	104
Eddystone Radio Ltd.	32	MHZ Electronics	24	Wilmot Breedon Elec. Ltd.	29
Electro-Tech	118	MTG (Instruments) Ltd	109	Wingrove & Rodgers Ltd.	27
Electronic Brokers Ltd.	117, 120, 121, 122, 123, 152			Wilmslow Audio	107
Electronic Equipment Ltd.	27	Natural Panasonic	42	Wolfson Electronics	116
Eraser International	38	New Bear Comp. Store	105	Z. & I. Aero Services Ltd.	38, 106

OVERSEAS ADVERTISEMENT AGENTS:

France: M. D. Soubeyran, Compagnie Francaise D'Editions, Division Internationale, 40 Rue du Colisee, Paris 8e Telephone 225-77-50 - Telex 280274.

Hungary: Mrs. Edit Bajusz, Hungexpo Advertising Agency, Budapest XIV, Varosliget Telephone: 225 008 - Telex: Budapest 22-4525 INTFOIRE.

Italy: Sig. C. Epis, Etas-Kompass, S.p.a. - Servizio Estero, Via Mantegna 6, 20154 Milan. Telephone: 347051 - Telex: 37342 Kompass.

Japan: Mr. Inatsuki, Trade Media - IBPA (Japan), B.212, Azabu Heights, 1-5-10 Roppongi, Minato-ku, Tokyo 106. Telephone: (03) 585-0581.

UNITED STATES of America: Ray Barnes, IPC Business Press, 205 East 42nd Street, New York, NY: 10017 - Telephone: (212) 689 5961 - Telex: 421710. Mr. Jack Farley Jr., The Farley Co., Suite 1584, 35 East Wacker Drive, Chicago, Illinois 60601 - Telephone: (312) 6 3074.

Mr. Victor A. Jauch, Elmatex International, P.O. Box 34607, Los Angeles, Calif. 90034, USA - Telephone (213) 821-8581 - Telex 18-1059.

Mr. Jack Mentel, The Farley Co., Suite 650, Ranna Building, Cleveland, Ohio 44115 - Telephone: (216) 621 1919. Mr. Ray Rickles, Ray Rickles & Co., P.O. Box 2008, Miami Beach, Florida 33140 - Telephone: (305) 532 7301. Mr. Tim Parks, Ray Rickles & Co., 3116 Maple Drive N.E. Atlanta, Georgia 30305. Telephone: (404) 237 7432. Mike Loughlin, IPC Business Press, 15055 Memorial, Ste 119, Houston, Texas 77079 - Telephone (713) 783 8673.

Canada: Mr. Colin H. MacCulloch, International Advertising Consultants Ltd., 915 Carlton Tower, 2 Carlton Street, Toronto 2 - Telephone: (416) 364 2269. *Also subscription agents.

Micro*-soldering!

*Antex TCSU1 & CTC
... the perfect kit
for miniature
work*

*CTC. No.7/010
Tip size: 0.5mm-.02

Heat to any level between 145°-400° (with accuracy of 2%)



Model CX - 17 watts



... a miniature iron with the elements enclosed first in a ceramic shaft, then in a stainless steel. Virtually leak-free. Only 7½" long. Fitted with a 3/32" bit £4.37 inclusive of VAT and P.&P. Range of 5 other bits available from ½" down to 3/64".

Model X25 - 25 watts



A general purpose iron also with a ceramic and steel shaft to give you toughness combined with near-perfect insulation. Fitted with 1/8" bit and priced at £4.37 inclusive of VAT and P.&P. Range of 4 other bits available.



Model SK3 Kit

Contains both the model CX230 soldering iron and the stand ST3. Priced at £6.21 inclusive of VAT and P.&P. It makes an excellent present for the radio amateur, modelmaker or hobbyist.




Model SK4 Kit

With the model X25/240 general purpose iron and the ST3 stand, this kit is a must for every toolkit in the home. Priced at £6.21 inclusive of VAT and P.&P.

Model SK1 Kit

This kit contains a 15 watt miniature soldering iron, complete with 2 spare bits, a coil of solder, a heat sink and a booklet, 'How to solder'. Priced at £6.48 inclusive of VAT and P.&P.



Model MLX Kit

The soldering iron in this kit can be operated from any ordinary car battery. It is fitted with 15 feet flexible cable and battery clips. Packed in a strong plastic envelope it can be left in a car, a boat or a caravan ready for soldering in the field. Price £4.83 inclusive of VAT and P.&P.



Finger-tip accuracy combined with strict control of temperature set anywhere between 145 and 400°C. Negligible leakage current. Earthed and protected by 'fail-safe' circuit. Operates at 24 volts.

TCSU1 station complete with soldering iron (XTC or CTC) £36, nett to industry plus VAT. Our multi purpose range of soldering irons are all made in England and fully guaranteed. They are stocked by many wholesalers and retailers in the U.K. but if unobtainable locally we will supply direct.



Electronics Ltd.

Mayflower House, Armada Way, Plymouth, Devon Tel: 0752 67377/8 Telex: 45296

Please send the following

Please send the ANTEX colour brochure
I enclose cheque/PO/Giro No. 258 1000

Name

Address

Antex Ltd. Freepost, Plymouth PL1 1BR Tel.075267377

WW579



gets it together...

Toolbox Reels

Three solders that cover all your electrical applications.

40/60 Tin/Lead Size 3 £2.81 each
60/40 Tin/Lead Size 10 £2.81 each
Savbit Alloy/ Size 12 £2.81 each



Soldering Flux Paste 'Ersin'



A fast non-corrosive, rosin flux for general and electrical soldering. Use in conjunction with 'Ersin' Multicore solders.

Size RF10 52p inc. VAT

'Arax' Use in conjunction with 'Arax' Multicore solder for general metal fabrication.

Size AF14 52p inc. VAT

Multicore Desoldering Wick

For desoldering component leads from PCB's or removing solder from virtually any joints.

Size AB10 97p inc. VAT



Wire Strippers and Cutters

Easily adjustable for most sizes of flex and cable.

Fitted with extra strong spring for automatic opening. Easy grip handles and handle locking device.

Ref 9
£1.81 inc. VAT



Handy Dispensers (All prices inc. V.A.T.)

Size 19A All electrical work 69p
Size PC115 For small components 78p
Size SV130 Use with copper bits and wires £1.10
Size AR140 Metal repairs 78p
Size AL150 Aluminium 78p
Size SS160 Stainless Steel £1.10

Savbit Dispenser

For radio, TV and similar work. Reduces copper erosion.

Size 5 65p inc. VAT



Emergency Solder

Self fluxing, tin/lead solder tape that melts with a match. For electrical and non-electrical applications. Size ES36 48p inc. VAT



Econopak

A reel of 1.2mm 'Ersin' Multicore solder for general electrical use. Size 13A £2.61 inc. VAT

A reel of 3mm 'Arax' Multicore solder for general non-electrical use. Size 16A £2.61 inc. VAT

Solder Cream

Tacky mixture of solder powder and correct percentage of flux for difficult to reach areas.

Electrical/Electronic ('Ersin' Flux) Size BCR10 £1.21

Metal joining ('Arax' flux) Size BCA14 £1.21

Stainless Steel & Jewellery ('Arax Flux) Size BCA16 £1.56

(All prices inc. V.A.T.)



... Bib keeps it playing

Cassette Editing Kit

Make editing simple with the Bib splicer, tape cutter and splicing tape.

with 6.3mm adaptor.

Ref 56 £2.31 inc. VAT


USA Pat. No. 4067563 (splicer)
Brit. Pat. No. 1507583
Brit. Pat. No. 1258280 (method of splicing)



Groov-Kleen

Parallel tracking, it cleans whilst disc plays. Engineered in chromed steel and with two bases to suit all decks.

Pat. Pending
Ref 101A Brit. Reg. Des. No. 982790
£3.97 inc. VAT U.S.A. Reg. Des. No. 247622



Stylus Cleaning Kit

Unique cleaner in chromed steel with brush tip, cover and built in magnifying inspection mirror. Complete with anti-static fluid in permanent storage box.

Ref 112 £2.98 inc. VAT



Groov-Stat Electronic 3000

This improved static reducer, powered by one small battery, neutralises record surface static in seconds. Comes in permanent storage box with FREE static tester.

Ref 3000 £9.98 inc. VAT
(Pat. pending)



Record Valet

Soft bristles on leading edge remove dust and humid velvet pad collects particles. This advanced cleaner is engineered in chromed steel and is supplied with dust cover in permanent storage box.


Ref 110 Pat. Pending
£5.49 inc. VAT Reg. Des. No. 981808



Tape Head Maintenance Kit

Everything necessary for cleaning heads, capstan and pinch wheel on all types of recorders. Cleaning and polishing pads, cleaning liquid and brush inspection mirror included.

Ref 25 £1.99 inc. VAT
Brit. Pat. No. 1485069



In difficulty send direct, plus 20p P & P. Send S.A.E. for free copy of colour catalogue detailing complete range. Bib Hi-Fi Accessories Limited, Kelsey House, Wood Lane End, Hemel Hempstead, Herts., HP2 4RQ.