



wireless world

AUGUST 1978 40p



Waveform generator
Measuring noise
Alternator regulator

Australia \$A1.25
Canada \$1.75
Denmark Kr. 11.00
Germany Dm. 4.50
Greece Dr. 47.00
Holland Dfl. 4.50
Italy L. 1100
New Zealand \$NZ1.50
Norway Kr. 11.00 incl. moms
Singapore M \$3.25
Spain Ptas. 80.00/mr
U.S.A. \$1.65



Automatic fm/am Modulation Meter

How long does it take for you to make a series of modulation tests with the meter you are using? The **mi** TF 2304 Automatic Modulation Meter eliminates at least five manual operations for each test and even more per test when a series of measurements is to be made. That can save you hours in a production day.

When connected to a transmitter, the TF 2304 automatically tunes to the carrier frequency and automatically sets the level, all within a few seconds. Exceptionally efficient screening and a very low distortion mixer ensure locking to the wanted signal. It is only necessary to select the required mode and range and the meter will read either deviation or % depth. L.E.D. lamps indicate if the signal level is too high or low and a push-button inserts a 20 dB attenuator to extend the maximum input level to 1 watt.

The basic frequency range is 25-1000 MHz and there are 8 peak deviation ranges covering 1.5 kHz f.s.d. to 150 kHz f.s.d. and a.m. depth ranges of 30% and 100% f.s.d. all with a modulation frequency range of 50 Hz to 9 kHz. Modulation symmetry can be checked by push-button selection of positive or negative deviation and peak or trough amplitude.

The accuracy of modulation measurement is $\pm 3\%$ of full scale so transmitter deviation can now be set close to the permitted maximum with a consequent increase in efficiency.

The TF 2304 can be operated either from mains or internal rechargeable battery. It's small and light and there's a comprehensive range of accessories including a carrying case.

The price will pleasantly surprise you. Ask for full details.

mi MARCONI INSTRUMENTS

Marconi Instruments Limited · Longacres · St. Albans · Hertfordshire · England AL4 0JN · Tel: (0727) 59292 · Telex: 23350

Marconi Electronics Inc · 100 Stonehurst Court · Northvale · New Jersey 07647 USA · Tel: (201) 767-7250 · Twx: 710-991-9752

Marconi Instruments · 32 avenue des Ecoles · 91600 Savigny-Sur-Orge · France · Tél: 996.03.86 · Télex: 600541.F

Marconi Messtechnik GmbH · 8000 München 21 Jörgstrasse 74 · West Germany · Tel: (089) 58 20 41 · Telex: 5 212642

A GEC-Marconi Electronics Company

www.americanradiohistory.com



Front cover shows Avo's latest digital multimeter DA116 connected to a model resistor symbol. Photographed by Paul Brierley.

F. m. tuner design uses latest i.f. and stereo decoder i.c.s with a pre-aligned f.e.t. front end to give s/n of -30dB for 1.2 μ V input.

Microprocessor survey. Design and application trends in the various categories from 4- to 16-bit including bit-slice systems.

Tunable or parametric audio equalizer functions flexibly as notch filter, shelf filter, graphic equalizer or Baxandall-type tone control.

Current issue price 40p, back issue (if available) 50p. at Retail and Trade Counter, Paris Garden, London SE1. Available on microfilm please contact editor.

By post, current issue 55p, back issues (if available) 50p, order and payments to Room 11, Dorset House, London SE1 9LU.

Editorial & Advertising offices: Dorset House, Stamford Street, London SE1 9LU.

Telephones: Editorial 01-261 8620, Advertising 01-261 8339.

Telegrams/Telex: Wiworld Businesspres 25137 BISPRS G. Cables: Ethaworld, London SE1.

Subscription rates: 1 year: £7.00 UK and \$23.40 overseas (\$24 USA and Canada).

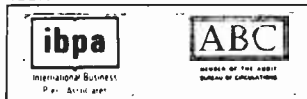
Student rate: 1 year, £3.50 UK and £4.50 overseas (\$11.70 USA and Canada).

Distribution: 40 Bowling Green Lane, London EC1R 0NE. Telephone 01-837 3636.

Subscriptions: Oakfield House, Perrymount Road, Haywards Heath, Sussex, RH16 3DH. Telephone 0444 59188. Please notify a change of address.

USA mailing agents: Expeditors of the Printed Word Ltd, 527 Madison Avenue, Suite 1217, New York, NY 10022, 2nd-class postage paid at New York.

IPC Business Press Ltd, 1978
ISSN 0043 6062



wireless world

ELECTRONICS/TELEVISION/RADIO/AUDIO

AUGUST 1978 vol 84 N 1512

29 A decade of indecision

30 Regulator circuit for car alternator
by J. R. Watkinson

34 A versatile waveform generator
by N. H. Sabah

38 News of the month
Viewdata system standardization .NEB ventures into microelectronics
"CB should be introduced" — NEC

42 Radiating cable system
by K. F. Treen

45 Electrical noise measurement in audio engineering
by James Moir

49 Mobile radio in 1978

52 Letters to the Editor
Synthesized f.m. transceiver Programming microcomputers
Circuit action and programme signals

55 Microcomputer design — 5
by C. D. Shelton

58 Circuit ideas
Programmable data generator D.c. motor control
Class A headphone amplifier

61 Measuring transducer directivity
by P. D. Hiscocks

69 The paperless revolution
by A. E. Cawkell

75 EBU views on WARC

76 New products

78 Sidebands
by Mixer

Instant LCR Answers.



The B424 is an easy-to-operate component meter, providing accurate measurements over an extremely wide range for under £600.

For every type of component: capacitor, resistor or inductor, the liquid crystal display shows the value in full. The decimal point is shown in position and the numerical readout is followed directly by the appropriate symbol for each range. No multiplying or scaling factors are ever needed, eliminating a prime source of operator error.

The meter automatically selects the test signal level and frequency, so that the operator doesn't have to calculate and reset for each type of measurement. The range finder will indicate on the display when a higher

or lower range

could give a more precise readout.

In addition to the basic meter, a component jig, the CA4, is now available for rapid connection of components with axial, radial or pre-formed leads. The CA4 has built-in limits circuits for an automatic indication of 'Low', 'Pass' or 'High' as each component is connected. Setting of the limits takes only a few seconds, no external equipment or standards being necessary.

These features, combined with the 0.25% accuracy over the wide measurement range, make the equipment equally valuable in Goods Inwards sections or design laboratories.

For more details fill in the coupon or contact your nearest distributor:

...with the right contacts



B424/CA4 New Simplicity in LCR Measurements

Tekelec-Airtronic, Cite des Bruyeres,
Rue Carte-Vernet, 92310 Sevres,
Paris, France, Tel: 027 75 35.
Keithley Instruments GmbH, Heiglhofstrasse 5,
8000 Munchen 70, West Germany,
Tel: (089) 7144065.
G & P Electronics AG, Bernerstrasse-Nord 182,
Ch-8064 Zurich, Switzerland, Tel: (01) 643231.
C N Rood BV, PO Box 42,
11-13 Cort van der Lindenstraat,
Rijswijk ZH 2109, Holland, Tel: (70) 99 63 60.
Unitronics SA, Torre de Madrid, Princesa 1,
Piso 12 Oficina 9, Madrid 8, Spain, Tel: 242 5204
Scandia Metric AB, Fack 171 19, Solna 1,
Banvaktsvagen 20, Sweden, Tel: (08) 820 410.

Please send me details of the Wayne Kerr B424/CA4

Name _____

Company _____

Address _____

Tel: _____



Wayne Kerr





Wilmot Breedon Electronics Limited WW 18/78
442 Bath Road, Slough, Berkshire SL1 6BB
England Tel: Burnham 62511. Telex: 847297

WW-012 FOR FURTHER DETAILS

LOW COST VOLTMETERS

from the
range
of

LEVELL
PORTABLE INSTRUMENTS



A.C. MICROVOLTMETERS
VOLTAGE & dB RANGES: 15 μ V, 50 μ V, 150 μ V 500V
 Acc. $\pm 1\% \pm 1\%$ f.s.d. $\pm 1\mu$ V at 1kHz — 100, — 90 +50dB
 Scale — 20dB/ + 6dB rel. to 1mW/600 Ω
RESPONSE: ± 3 dB from 1 Hz to 3MHz, ± 0 3dB from 4Hz to 1MHz above 500 μ V Type TM3B can be set to a restricted B.W. of 10Hz to 10kHz or 100 kHz
INPUT IMPEDANCE: Above 50mV > 4 3M Ω < 20pf
 On 50 μ V to 50mV > 5M Ω < 50pf
AMPLIFIER OUTPUT: 150mV at f.s.d.
 type **£89** type **£99**
 TM3A TM3B

D.C. MULTIMETERS
VOLTAGE RANGES: 3 μ V, 10 μ V, 30 μ V 1kV
 Acc. $\pm 1\% \pm 1\%$ f.s.d. $\pm 0.1\mu$ V LZ & CZ scales.
CURRENT RANGES: 3pA, 10pA, 30pA ... 1mA (1A for TM9BP)
 Acc. $\pm 2\% \pm 1\%$ f.s.d. ± 0 3pA, LZ & CZ scales.
RESISTANCE RANGES: 3 Ω , 10 Ω , 30 Ω ... 1 G Ω linear Acc. $\pm 1\% \pm 1\%$ f.s.d. up to 100M Ω .
RECORDER OUTPUT: 1V at f.s.d. into > 1k Ω on LZ ranges
 type **£130** type **£140**
 TM9A TM9BP

BROADBAND VOLTMETERS
H.F. VOLTAGE & dB RANGES: 1mV, 3mV, 10mV 3V
 Acc. $\pm 4\% \pm 1\%$ f.s.d. at 30MHz — 50dB, — 40dB, — 30dB to + 20dB Scale — 10dB/ + 3dB rel. to 1mW/50 Ω ± 0 7dB from 1MHz to 50MHz, ± 3 dB from 300kHz to 400MHz
L.F. RANGES: As TM3 except for the omission of 15 μ V and 150 μ V
AMPLIFIER OUTPUT: Square wave at 20Hz on H.F. with amplitude proportional to square of input As TM3 on L.F.
 type **£140** type **£150**
 TM6A TM6B

D.C. MICROVOLTMETERS
VOLTAGE RANGES: 30 μ V, 100 μ V, 300 μ V 300V
 Acc. $\pm 1\% \pm 2\%$ f.s.d., $\pm 1\mu$ V CZ scale
CURRENT RANGES: 30pA, 100pA, 300pA ... 300mA.
 Acc. $\pm 2\% \pm 2\%$ f.s.d., ± 2 pA CZ scale
LOGARITHMIC RANGE:
 $\pm 5\mu$ V at $\pm 10\%$ f.s.d., ± 5 mV at $\pm 50\%$ f.s.d., ± 500 mV at f.s.d.
RECORDER OUTPUT: ± 1 V at f.s.d. into > 1k Ω .
 type **£77**
 TM10

These highly accurate instruments incorporate many useful features, including long battery life. All A type models have 83mm scale meters, and case sizes 185x110x130mm. B types have 127mm mirror scale meters and case sizes 260x125x180mm.

LEVELL ELECTRONICS LTD.
 Moxon Street, High Barnet, Herts. EN5 5SD
 Tel: 01-449 5028/440 8686

Prices are ex works with batteries. Carriage and packing extra. VAT extra in U.K. Optional extras are leather cases and mains power units. Send for data covering our range of portable instruments.

WW-056 FOR FURTHER DETAILS


Why your next sine-square wave oscillator should be a Farnell function generator!

Inexpensive, yet without compromise to performance, facilities or engineering standards, our FG3 is simply today's best buy in the function generator market.

At £110 U.K. (ex.VAT) it costs less than most sine/square wave oscillators and boasts many features normally available only in more sophisticated instruments.

- ★ Frequency range 0.02Hz to 200kHz—easily extendible down to 0.002Hz
- ★ 100mV to 12V pk-pk from main output with SINE, SQUARE or TRIANGLE selectable
- ★ Additional constant level outputs—TTL, triangle and sweep ramp
- ★ Internal and external SWEEP facility. Linear or logarithmic
- ★ Audioband covered in one sweep
- ★ Sweep speed 8mS for 1:1000 variation. Extendible by external capacitor
- ★ Sweep width adjustable
- ★ Low distortion
- ★ VCO input also allows f.m. mode
- ★ Mains operated (dual standard 95-130 or 190-260 a.c.)—no costly batteries to replace. Fully stabilised power supply
- ★ Short-circuit proof outputs

So if you are thinking of buying a sine/square wave oscillator, remember, you'll get a whole lot more for your money from our function generator! *Send for details NOW!*





How...Why...When?

Distress calls are made every day—hundreds each year, and in every case questions are asked. Questions which require accurate, up-to-the-minute answers. Answers that can only come from reliable and immediately accessible communications recordings.

When police, ambulance, fire, local ATC and other services are called upon, either by radio or telephone, they often receive hasty, garbled messages—sometimes several at a time. In such instances a positive need for communications


recording arises—a need for a system with instant message trace and replay—at the touch of a button—and at any speed to assist intelligibility.

All these facilities, and more, are available in the Racal-Thermionic 'Callstore' cassette recorder/reproducer. Actuated either by incoming audio signals or by local or remote control, Callstore uses four cassette transports, each giving up to four separate channels, including a search control track which is cued at the beginning of each message.

For details write to:

Racal-Thermionic Limited
Hardley Industrial Estate
Hythe, Southampton,
SO4 6ZH England.
Telephone: 0703 843265.
Telex: 47600.

RACAL




Callstore, from Racal-Thermionic, answers all the questions.

WW — 078 FOR FURTHER DETAILS

'Wenden' range modular amplifiers

A range of communications amplifiers having power ratings from 15 to 200 watts, plug-in input facilities ensure individual requirements can be provided.



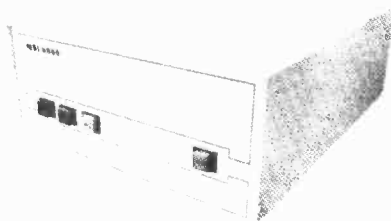
Manufacturers of
sound systems
and electronics

Station Road, Wenden
Saffron Walden
Essex CB11 4LG
Saffron Walden
(0799) 40888


audix

seed

PORTLAND HOUSE, COPPICE SIDE, BROWNHILLS



MSI 6800
with 8K Ram.
KIT £375



NEW SWTPC 6800
Level 2
KIT £300

FD8 FLOPPY DISC £935. BFD68 MINI FLOPPY £522
SOROC 1Q120 TERMINAL £699 ASS.
CASSETTE INTERFACE KIT £18.95

Send S.A.E. for full brochure

STRUMECH ENG. ELECTRONICS DIV. BROWNHILLS 4321
SOLE U.K. DISTRIBUTOR FOR MSI & SMOKE SIGNAL BROADCASTING

WW-023 FOR FURTHER DETAILS


MAPLIN

everything for the modern D.I.Y. electronics enthusiast and more.




THE 'DRUMSETTE' RHYTHM GENERATOR

Organists, pianists, guitarists... an automatic drum set to accompany you! Nine highly realistic instruments play fifteen different rhythms. Fifteen rhythm-select touch switches and a touch plate for stop/start without rhythm change gives absolute ease of operation. Build it yourself for under £65 including smart leak-effect cabinet. See it and hear it in our shop! Send for full construction details now: MES49, price 25p.



REVERBERATION SYSTEMS

High quality spring line driver module uses 4 integrated circuits and two transistors. Built and tested circuit board with wiring instructions for spring line. XB85G, price £6.00. Power supply to suit drive module costs around £2.50 and construction details are in catalogue, or ask for leaflet MES24. Mechanical spring lines: Short line (XLD8J) £4.49; Long line (XBB4F) £10.39. [All prices include V.A.T. and p. & p.]



BOARDS AND PCB'S

Pages 59 to 61 of our catalogue show you our range of Veroboard and S-Decs or if you prefer to make your own pcb's a range of etching systems including the novel etch-in-a-bag system, plus printed circuit transfers for the professional finish to your boards.



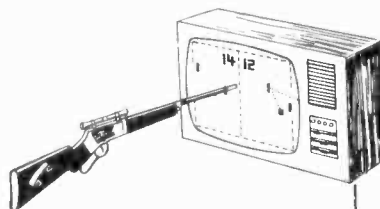
9-CHANNEL RADIO CONTROL SYSTEM

A comprehensive model control system, featuring nine independent fully proportional channels achieved by a design using very few components thus keeping the cost to a minimum. Full construction details in our booklet (XF03D) price £1.20.



AUDIO MIXER

A superb stereo audio mixer. It can be equipped with up to 16 input modules of your choice and its performance matches that of the very best tape-recorders and hi-fi equipment. It meets the requirements of professional recording studios, FM radio stations, concert halls and theatres. Full construction details in our catalogue. A component schedule is available on request.



T.V. GAME

A fascinating TV game kit that plays football, tennis, squash and practice for only £21.59. Reprint of construction details 25p. Add on rifle kit only £10.60. [All prices include V.A.T. and p.&p.]



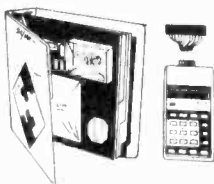
MASSIVE RANGE OF COMPONENTS

For instance the capacitor section in our catalogue includes non-polarised electrolytics and our resistor section includes even 1% tolerance types. Get our fascinating catalogue now - you won't regret it.



ELECTRONIC ORGAN

The only organ you can build in stages and tailor to your requirements as you go along - and at each stage you'll have a fully working instrument! We haven't got the gimmicks yet - (they're coming soon) but we have got the most beautiful sounds - you won't find them on any organ less than twice our price. So get our MES50 series leaflets now! 65p buys the three available so far.



MICROPROCESSOR

Build a mini-computer with our microprocessor kit. Features: 46 different instruction types; 256 bytes of read/write memory (more are easily added); micro-processor can address up to 65,536 8 bit-bytes. Complete kit for use with teletype etc. (XB91Y) £74.10. 20 key keyboard for use with above (in place of teletype) (XB92A) £71.11. Both kits with detailed instruction books. See our newsletter for details of additional RAM's, tri-state interlacing chips, number-cruncher and standard cassette tape-recorder interlace to store your programmes. [All prices include V.A.T. and p. & p.]



Our bi-monthly newsletter keeps you up to date with latest guaranteed prices - our latest special offers - details of new projects and new lines. Send 30p for the next six issues (5p discount voucher with each copy).



IT'S A FANTASTIC BESTSELLER!

216 big (11" x 8") pages! Over a thousand illustrations! Over 30 pages of complete projects to build! Thousands and thousands of useful components described and illustrated! No wonder it's a bestseller!

DON'T MISS OUT! SEND 60p NOW!

MAPLIN ELECTRONIC SUPPLIES

F.O. BOX 3 RAYLEIGH ESSEX SS6 8LR
Telephone: Southend (0702) 715155
Shop: 284, London Road, Westcliff-on-Sea, Essex
(Closed on Monday) Telephone: Southend (0702) 715157

POST THIS COUPON NOW FOR YOUR COPY OF OUR CATALOGUE PRICE 60p

Please rush me a copy of your 216 page catalogue I enclose 60p, but understand that if I am not completely satisfied I may return the catalogue to you within 14 days and have my 60p refunded immediately.


NAME _____

ADDRESS _____

WW-007 FOR FURTHER DETAILS



WW

COMPUTER PERIPHERAL EQUIPMENT FROM CROFTON



For full details
send for our
Data Sheet
ref: MC1

S.A.E. for return of
post service



See us on Stand 1
at the Personal
Computer World
Show Sept. 21st to
23rd, West Centre
Hotel, Lillie Road,
London, SW6



CROFTON ELECTRONICS LIMITED

35 Grosvenor Road, Twickenham, Middlesex - 01-891 1923

WW-084 FOR FURTHER DETAILS



Only Valves are good enough for this customer.

As the demand for high quality sound increases,
so does the need for M-OV valves.


Valves, and only valves, can provide the level of
performance many listeners now demand.

M-OV Beam Tetrode KT77 and KT88 valves meet
all audio market requirements from 30-200 watts.

KT77 is especially rugged and
ultra linear.

KT88 is a proven long-life valve
that is at home in your quality
equipment.

Get in touch with us now for
technical data and details of
worldwide distribution.



EEV/M-OV

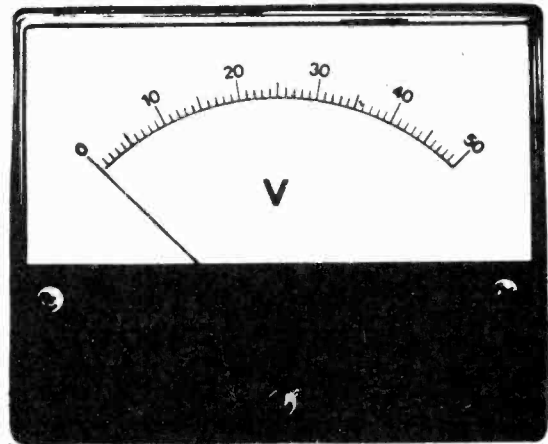
Members of GEC turnover £2054 million

E S&C

S 666

THE M-O VALVE CO LTD, HAMMERSMITH, LONDON, ENGLAND W6 7PE.
TELEPHONE 01-603 3431. TELEX 23435 GRAMS THERMIONIC LONDON
WW-009 FOR FURTHER DETAILS

METER PROBLEMS?



137 Standard Ranges in a variety of
sizes and stylings available for 10-14
days delivery. Other Ranges and
special scales can be made to order.


Full Information from:

HARRIS ELECTRONICS (London)

138 GRAYS INN ROAD, W.C.1 Phone: 01/837/7937

WW-038 FOR FURTHER DETAILS

FOR CLARITY
YOU'D HAVE TO GO
A LONG WAY
TO BEAT US.




Hewlett-Packard's HDSP-3400 series display.

The readability of the HDSP-3400 series is excellent—designed for viewing distances of up to 33 feet. Even in bright ambients the clarity is remarkable. They replace existing 0.6" and 0.8" displays and are fully compatible with them.

For full details of why you'd have to go a long way to beat the HDSP-3400 series return the coupon.



HEWLETT **hp** PACKARD



Significant features are:

- * Nearly twice as bright as competitive devices.
- * Low power requirements.
- Single Ga AsP chip per segment.
- * Categorized for luminous intensity, assuring uniformity of light output.
- * Grey packaging for optimum contrast.
- * Overflow digit device available.
- * Low cost. 100 + £1.36.

To Crellon Electronics Ltd., 380 Bath Road, Slough, Berks. SL1 6JE.
Tel: Burnham (06286) 4434. Telex: 847 571.

Please send me full data on the Hewlett-Packard HDSP-3400 Series

Name _____

Company _____

Address _____

Tel. _____

WW/8/78

WW-008 FOR FURTHER DETAILS

Stop with Beridox. Go with Fuji.



VHS 1/2" size. There's the professional 1" V611, with its outstanding resolution and standard-equipment capability. The 1/2" V600, compatible with all EIAJ CP-504 and CP-507 helical-scan VTRs. And the 1/2" Beridox tape V621 for high-density-type helical-scan units. Plus Fuji high band H701 for 4-head video machines. There's also a Fuji tape for the Sony Beta-Format machines.

For more information about Fuji Beridox and other Fuji video tapes, use the enquiry service to obtain literature from Bell & Howell. Remember – stop with Beridox. Go with Fuji.

Bell & Howell A-V Ltd., Alpertown House,
Bridgewater Road, Wembley,
Middlesex HA0 1EG.

 **BELL & HOWELL**

Fuji are internationally recognised experts at coating film with high-quality, high-resolution emulsions for the world's top movie and still cameras. Now Fuji are applying this technology to producing top-quality tape for all types of video systems.

Beridox for stop-motion

When it comes to stop-motion performance, Fuji 3/4" Beridox video cassettes are outstanding, with a stop-motion life of 60 minutes or more. Especially developed to out-perform CrO₂ coatings, Beridox tape results in sharper images, improved colour performance, superb resistance to image deterioration from repeated play-backs, and minimal head wear. And Beridox video cassettes are ideal for use with any make of U-format machine on the market, including portables.

Fuji, the all-size video-tape experts

Beridox U-format is just one Fuji tape product. They also make other types of video tapes, from the 2" quad to the new



Until August 30, Bell & Howell is offering a FREE try-it-yourself Beridox tape or cassette to all educational establishments and commercial organisations. Just write your acceptance and model of your video machine on headed notepaper. Offer limited to one video tape or cassette per establishment or organisation. Bell & Howell reserve the right to withdraw this offer if demand exceeds anticipated supply. So hurry!

WW — 016 FOR FURTHER DETAILS

www.americanradiohistory.com

Fuji tape for use with...

... portable and mains machines prior to EIJ high density, including EIAJ1 low density, (e.g. JVC PV4500), and mains machines.

Portable and mains EIAJ high density format (e.g. JVC PV4800, Sony AV3420CE, National Panasonic NV3850).

A-format cartridge.
National Panasonic NV5120, 5130, Hitachi/Shibaden SV630.

1" VTRs.
All IVC 600, 700, 800, 900.

EV310CE.

EV320CE.

Ampex 5803, 7903, 7950, 7803.

All U-format machines including JVC, CR6000, CP5060, CR6060, CR8300, Sony VP1210, VP1230, VO1810, VO1830, VO2850, NEC PBC7505, PVC8207, PVC8307, National NV9210, 9200, NV9500.

U-format portable machines
JVC CR4400, Sony VO3800.

New from GREENWOOD



PANAVISE[®]

a precision vice
that rotates a full
360 degrees - tilts
180 degrees from
vertical to horizontal,
and offers a choice
of 3 bases, 3 heads,
a bench clamp and
a PCB holder.

We think it's like no other vice you've ever used. Its head rotates a full 360 degrees - and tilts 180 degrees from vertical to horizontal.

One conventional knob locks work in any desired position, firmly yet gently. You can choose a standard, low profile or vacuum base - a standard, low profile or wide opening head - a bench clamp mounting base - a printed circuit board holder and of course replacement jaws and pads if ever you need them.

Panavise is more than just a vice - it's a system.

Greenwood Electronics

Unit 9, Park Street Industrial Estate,
Aylesbury, Bucks HP20 1ET

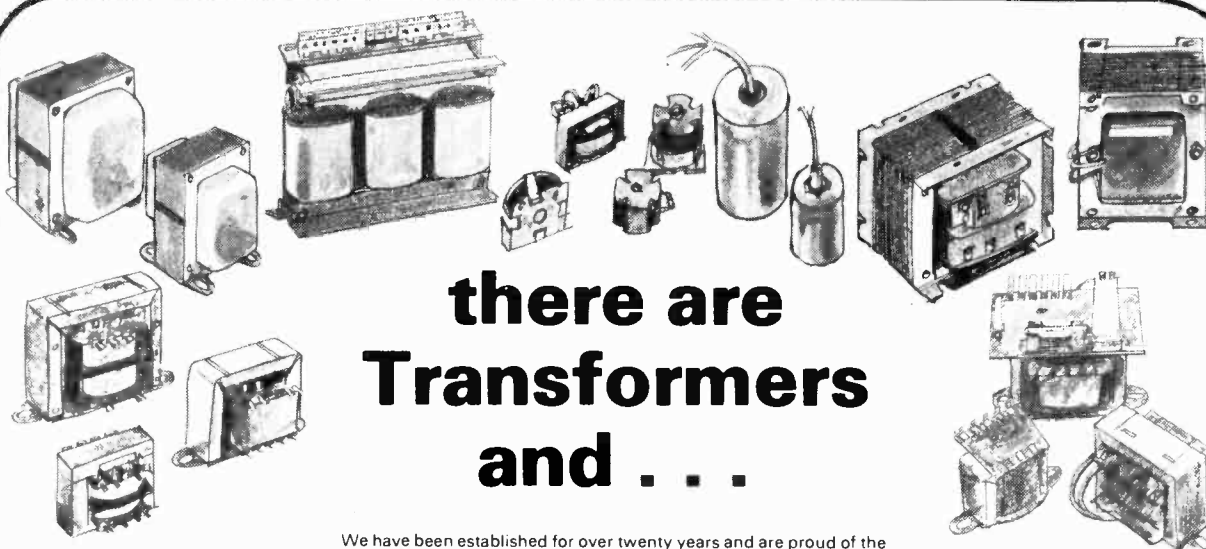
Obtainable also from our distributors:

Electroplan Ltd
P.O. Box 19, Orchard Road,
Royston, Herts SG8 5HH

West Hyde Developments Ltd
Unit 9, Park Street Industrial Estate,
Aylesbury, Bucks HP20 1ET

Toolrange Ltd
Upton Road, Reading RG3 4JA

Special Products Distributors Ltd
81, Piccadilly, London, W1



there are Transformers and . . .

We have been established for over twenty years and are proud of the reputation earned for the design and manufacture of high quality transformers, and other wound components.

Our design team is available to give their personal attention to customers' technical requirements.

Development and pre-production samples can be supplied by our prompt prototype service.



Drake Transformers

DRAKE TRANSFORMERS LIMITED

South Green Works
Kennel Lane, Billericay, Essex CM11 2SP
Telephone: Billericay (02774) 51155
Telex: 99426 (prefix message DRAKE)

WW—068 FOR FURTHER DETAILS

After the introduction of the CQ 110 E and CQ 301, NEC have completed their CQ-Line with the CQ 201 Digital VFO, the SP 110 Speaker and the M110 SSB Microphone. The NEC CQ-Line represents highest technical standard, with regard to design, quality, reliability and price which is available to the modern radio communicator today.

NEC CQ 110 E, 300 watts Digital transceiver Modes: FSK/USB/LSB/CW/AM. 100-240V AC/13.5VDC handmike. Control speaker, VOX Sidetone, 3 Xtal filters, Blower, RCA 7360 RX Mixer, 22 fix-channels, 60 Page Manual, 160-10 meter, 11 Ranges of 500 KHz.

NEC CQ 301 2-3 KW SSB/AM Linear Amplifier 160-10 meter, 2 EIMAC 3-500Z. Handbook, 100-240 V AC, High Speed Blower, incorp. Power Supply.

NEC CQ 201 Digital Additional VFO for Split-Frequency Operation, containing 3 VFO systems, usable as frequency counter, 100-240 V AC/13.5VDC, Handbook.

NEC SP 110 Communication Speaker with Electronical Digital Clock, timer, etc. handbook 100-240 VAC.

NEC M 110 SSB Communications Microphone, designed for CQ — Line.

Colour of CQ line brown military sand-touch.

- ★ Dealer inquiries welcome
- ★ ASK ABOUT OUR UP TO 120 DAYS FINANCING FACILITIES
- ★ ASK FOR OUR COLOUR CATALOGUE against payment of SFR 16 — or any other equivalent currency.
- ★ Shipments to EVERYWHERE



Sole distributor in Europe:

CEC Corp., Via Valdani 1 — CH 6830 CHIASSO—SWITZERLAND
Phone: (091) 44 26 51. Telex: 79959 CH

WW—029 FOR FURTHER DETAILS




Test Equipment

Here's a brand new multimeter from Eagle: 100,000 opv, 3-colour scale anti-parallax mirror, taut band movement, electronic protection, reversible polarity, 15 amps AC range. Complete with real leather carrying case, shoulder strap and probes.

And all that for a retail list price of under £47.00!

But that's not all - we've got a range of other meters to cover every possible need of the electrical or electronic engineer from about £6.50 upwards. Send the coupon now for the complete catalogue.



Please send me your catalogue with full details of all your test equipment.

Name

Address

Eagle International, Precision Centre, Heather Park Drive, Wembley HA0 1SU Middlesex Tel: (01)-902 8832



WW-031 FOR FURTHER DETAILS

Cambridge Learning Enterprises

SUMMER OFFER until 1st. August 1978

Just send this token with your order for a 10% discount

which entitles you to books at the following prices

Digital Computer Logic & Electronics £4.95

Design of Digital Systems £8.10

Combined set £11.70

Algorithm Writer's Guide £3.06

Join the Digital Revolution

Understand the latest developments in calculators, computers, watches, telephones, television, automotive instrumentation . . .

Each of the 6 volumes of this self-instruction course measures 11¼" x 8¼" and contains 60 pages packed with information, diagrams and questions designed to lead you step-by-step through number systems and Boolean algebra, to memories, counters and simple arithmetic circuits, and on to a complete understanding of the design and operation of calculators and computers.

Design of Digital Systems

£8

plus £1 packing and surface post anywhere in the world. Overseas customers should send a bank draft in sterling drawn on a London bank. Payment by credit cards accepted.



Also available - a more elementary course assuming no prior knowledge except simple arithmetic.
Digital Computer Logic and Electronics

In 4 volumes

£4.60

plus 90p P.&P.

1. Basic Computer Logic
2. Logical Circuit Elements
3. Designing Circuits to Carry Out Logical Functions.
4. Flipflops and Registers

Offer Order both courses for the bargain price £12 plus £1 P&P. A saving of £1.50.

**Designer
Manager
Enthusiast
Scientist
Engineer
Student**

These courses were written so that you could teach yourself the theory and application of digital logic. Learning by self instruction has the advantages of being quicker and more thorough than classroom learning. You work at your own speed and must respond by answering questions on each new piece of information before proceeding to the next.

FLOW CHARTS & ALGORITHMS - The Algorithm Writer's Guide - Construction, content, form, use, layout of algorithms and flow charts. Vital for computing, training, wall charts, etc. **£2.95**
Size A5, 130 pages. plus 45p P.&P.

Guarantee - If you are not entirely satisfied your money will be refunded.

CAMBRIDGE LEARNING ENTERPRISES, Unit 3 Freepost RIVERMILL LODGE, ST. IVES, HUNTINGDON, CAMBS. PE17 4BR, ENGLAND TELEPHONE ST IVES (0480) 67446. PROPRIETORS DRAYRIDGE LTD REG. OFFICE RIVERMILL LODGE, ST. IVES Giro Ac No. 273 9159 REGD IN ENGLAND NO. 1328762

Cambridge Learning Enterprises, Unit 3 Freepost Rivermill Lodge, St Ives Huntingdon, Cambs PE17 4BR England

Please send me the following books

- sets Digital Computer Logic & Electronics @ £5 50 p&p included
- sets Design of Digital Systems @ £9 00 p&p included
- Combined sets @ £13 00 p&p included
- The Algorithm Writer's Guide @ £3 40 p&p included

Name

Address

I enclose a cheque / PO payable to Cambridge Learning Enterprises for £

Please charge my Access / Barclaycard / Visa / Eurocard / Mastercard / Interbank account number

Signature

delete as appropriate

Telephone orders from credit holders accepted on 0480-67446 (Ansafone).

Overseas customers should send a bank draft in sterling drawn on a London Bank

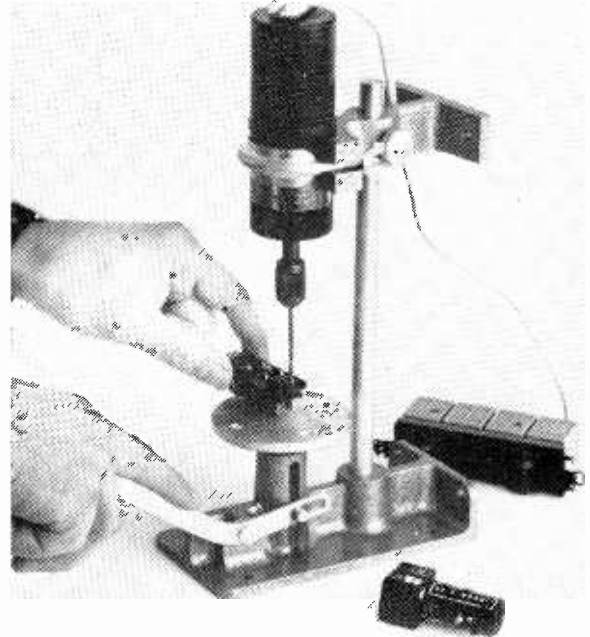
WWB

A. D. BAYLISS & SON LTD.

Behind this name there's a lot of real POWER!

Illustrated right is a **TITAN DRILL**

Mounted in a multi-purpose stand. This drill is a powerful tool running on 12v DC at approx 9000 rpm with a torque of 350 gm. cm. Chuck capacity 3.00 m/m. The multi-purpose stand is robustly constructed of steel and aluminium. The base and bracket are finished in hammer blue. Also available for use in the stand is the **RELIANT DRILL** which is a smaller version of the Titan. Approx. speed 9000 rpm. 12v DC torque 35 gm. cm. Capacity 2.4 m/m.



- | | |
|----------------------------------|-----------------------------|
| TITAN DRILL & STAND | £21.45 |
| | + 8% VAT = £23.17 + £1 P&P |
| TITAN DRILL ONLY | £9.79 |
| | + 8% VAT = £10.57 + 35p P&P |
| RELIANT DRILL & STAND | £18.44 |
| | + 8% VAT = £19.92 + £1 P&P |
| RELIANT DRILL ONLY | £6.34 |
| | + 8% VAT = £6.85 + 35p P&P |
| TITAN MINI DRILL KIT | £16.25 |
| Drill Plus 20 Tools | + 8% VAT = £17.55 + 50p P&P |
| RELIANT MINI DRILL KIT | £13.20 |
| Drill Plus 20 Tools | + 8% VAT = £14.26 + 50p P&P |
| TRANSFORMER UNIT | £9.40 |
| | + 8% VAT = £10.15 + 75p P&P |

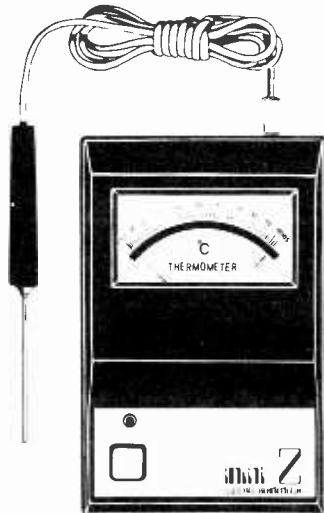
These are examples of the extensive range of power tools designed to meet the needs of development engineers, laboratory workers, model makers and others requiring small precision production aids. To back up the power tools, Expo offer a comprehensive selection of Drills, Grinding Points and other tools. SEND STAMP for full details to main distributors.

A. D. BAYLISS & SON LTD., Pfera Works, Redmarley, Glos. GL19 3JU

Stockists: Richards Electric, Gloucester; Hoopers of Ledbury, Hobbs of Ledbury, D&D Models, Hereford, Bertella Gloucester, J. Power Services & Co. Ltd., Worcester

WW-026 FOR FURTHER DETAILS

ELECTRONIC INDUSTRIAL THERMOMETER



THE MODERN WAY TO MEASURE TEMPERATURE

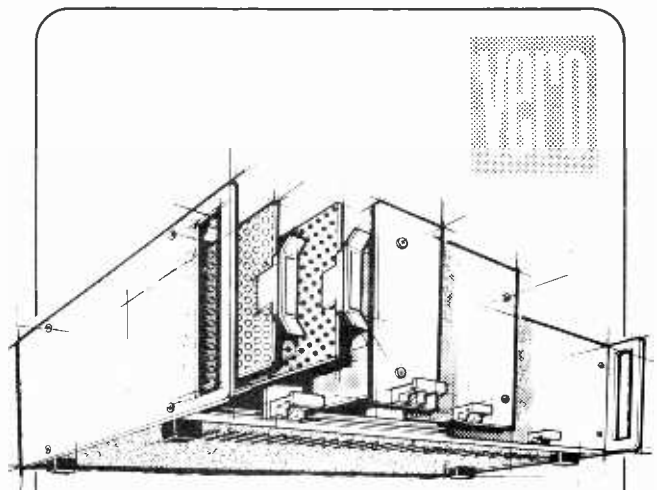
A Thermometer designed to operate as an Electronic Test Meter. Will measure temperature of Air, Metals, Liquids, Machinery, etc., etc. Just plug-in the Probe, and read the temperature on the large open scale meter. Supplied with carrying case, Probe and internal 1 1/2 volt standard size battery.

- Model "Mini-Z 1" measures from -40° C to + 70° C. Price £30.00
- Model "Mini-Z 2" measures from -5° C to + 105° C. Price £30.00
- Model "Mini-Z Hi" measures from + 100° C to 500° C. £33.00 (VAT 8% EXTRA)

Write for further details to

HARRIS ELECTRONICS (LONDON)
138 GRAY'S INN ROAD, LONDON, WC1X 8AX
(Phone 01-837 7937)

WW-037 FOR FURTHER DETAILS




Our new 1978 catalogue lists a card frame system that's ideal for all your module projects — they used it in the ETI System 68 Computer. And we've got circuit boards, accessories, cases and boxes — everything you need to give your equipment the quality you demand. Send 25p to cover post and packing, and the catalogue's yours.

VERO ELECTRONICS LTD. RETAIL DEPT.
Industrial Estate, Chandlers Ford, Hants. SO5 3ZR
Telephone Chandlers Ford (04215) 2956

WW-020 FOR FURTHER DETAILS

TWO NEW SUPERMODULES: 170W INTO 4 OR 8 OHMS



By popular demand we have designed higher powered versions of our well known modules. The CE 1704 which gives 170W into 4 ohms and the CE 1708 which gives 170W into 8 ohms are physically similar to the original types and have the same combination of compatible performance features which makes CRIMSON amplification audibly superior to the competition and the only choice if you have an ear for music. We have also produced suitable power supplies which again use our superb TOROIDAL TRANSFORMERS only 50mm high, with a 120-240 primary and single bolt fixing. Write of phone for more information and biased opinions.

POWER AMPLIFIER MODULES

	Home	Europe
CE 608 60W/8 ohms 35-0-35V	£16.30	£16.60
CE 1004 100W/4 ohms 35-0-35V	£19.22	£19.30
CE 1008 100W/8 ohms 45-0-45V	£23.22	£23.00
CE 1704 170W/4 ohms 45-0-45V	£29.12	£28.46
CE 1708 170W/8ohms 60-0-60V	£31.90	£31.04

TOROIDAL POWER SUPPLIES

	Home	Europe
CPS 1 for 2xCE or 1xCE 1004	£14.47	£18.40
CPS 2 for 2xCE 1004 or 2/4xCE 608	£16.82	£20.57
CPS 3 for 2xCE 1008 or 1xCE 1704	£17.66	£21.35
CPS 4 for 1xCE 1008	£15.31	£19.18
CPS 5 for 1 x CE 1708	£22.66	£26.50
CPS 6 for 2 x CE 1704 or 2 x CE 1708	£23.96	£27.70

HEATSINKS

	Home	Europe
Light Duty 50mm 2° C/W	£0.90	£1.30
Medium Power 100mm 1.4° C/W	£1.60	£2.40
Disc/Grp 150mm 1.1° C/W	£2.30	£3.65

THERMAL CUT-OUTS

	Home	Europe
Recommended for improved reliability		
70° C for use with free air heatsink	£1.60	£1.90
40° C for use with fan cooled heatsink	£1.60	£1.90

T.H.D. Typically .01% any power, 1kHz, 8 ohms
 T.I.D. : Insignificant
 Slew rate limit : 25V/μS
 S/N ratio : 110dB
 Freq. response : 10Hz-35kHz, 3dB
 Stability : Unconditional
 Protection : Drives any load safely
 Sensitivity : 775mV (250mV or 100mV on request)
 Size : 120 x 80 x 25mm

CRIMSON ELEKTRIK

Please note our new address and telephone number:
 Stamford House, 1A Stamford Street,
 Leicester LE1 6NL. Telephone: (0533) 537722

Home prices include V.A.T. & postage. C.O.D. 90p extra. £100 limit. Export no problem. European prices include carriage, insurance and handling, payment in Sterling by bank draft, P.O., International Giro or Money Order. Outside Europe, please write for specific quote by return. Send SAE or two International Reply Coupons for full literature. Favourable trade quantity price list on request. High quality pre-amp circuit 20p.

WW—030 FOR FURTHER DETAILS

DORAM

Quality Range of Products
 from The Doram Catalogue include:

Single Semiconductors

Wide range of single diodes, zener diodes, rectifiers and general purpose transistors.

Integrated Circuits

Quality linear and digital IC's, regulators etc.

Mains Transformers

Comprehensive top quality selection of low voltage transformers.

Switches

A switch for most applications.

Hand Tools

We stock a large range of tools for most electronic projects.

Books

We can supply a wide range of books from simple projects to detailed text books.

Wire & Cable

Small or large quantities



Send now for the NEW '78 - '79 edition 5 catalogue. **WW1**
 New merchandise including MICRO PROCESSOR BASED KITS.
 Over 2,000 items — 120 pages.
 Send for your copy now **75p** incl. p.p.

Name


Address



Doram Electronics Ltd,
 PO Box TR8,
 Wellington Road Estate,
 Wellington Bridge, Leeds LS12 2UF

Overseas orders, except for N.Ireland, Please add 35p to cover despatch by Air.

WW—015 FOR FURTHER DETAILS



INSIST ON VERSATOWER

BY PROFESSIONALS— FOR PROFESSIONALS

Designed for Wind Speeds from 85 m.p.h. to 117 m.p.h., conforming with CP3 Chapter V, part II.

First in the field with a fully interchangeable (versatile) telescopic, tilt over, tower system. Acclaimed as the world leader in the field of communications and lighting, both static and mobile.

Since the launching of the Versatower system early in 1968 we have operated a continuous development and applications programme. Consequently from inception right through to the present day, detail design, materials used and production techniques employed are continually updated. This coupled with our quality assurance scheme ensures that we maintain the leader position we enjoy today.

With many thousands of satisfied users throughout the world, coupled with our no nonsense, guarantee and immediate spares availability, it makes little sense to settle for an alternative product.

STRUMECH VERSATOWER SYSTEM




WW—024 FOR FURTHER DETAILS



Total Capability in soldering

LITESOLD

PC/2 SYSTEM Variable power electronic control at economic cost

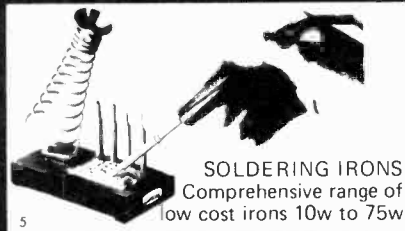


ETC/2A SYSTEM Adjustable and transient free electronic temperature control

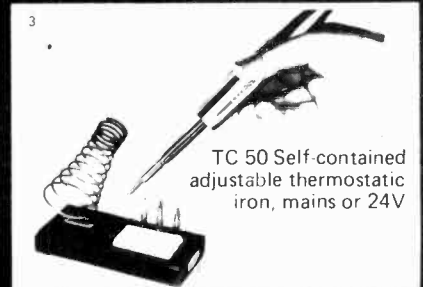


TOOLS Hand tools and production aids for electronics

Send TODAY for FREE Catalogue with full details of this and other equipment



SOLDERING IRONS Comprehensive range of low cost irons 10w to 75w



TC 50 Self-contained adjustable thermostatic iron, mains or 24V

LIGHT SOLDERING DEVELOPMENTS LTD

97-99 Gloucester Road, Croydon, Surrey CRO 2DN Telephone 01-689 0574, Telex 8811945

WW — 073 FOR FURTHER DETAILS

HARMSWORTH 070-681 2601

POWER DIODES & THYRISTORS
RECTIFIER STACK ASSEMBLIES
SEMICONDUCTOR FUSES




Westcode Semiconductors



International Rectifier

BBC British Brown Boveri

GEC Fusegear GEC



Express delivery by our own transport or Securicor

HARMSWORTH, TOWNLEY & CO. LIMITED
HAREHILL TODMORDEN LANCS OL14 5JY
PHONE: TODMORDEN 2601 & 5246
TELEX: 635091 Attn. HARMSWORTH

WW—062 FOR FURTHER DETAILS

RADFORD

AUDIO MEASURING INSTRUMENTS

NEW ITEMS

DMS4 Distortion Measuring Set. Precision
DMS5 Distortion Measuring Set. General Purpose.

The DMS4 is a precision instrument intended for laboratory use capable of measuring total harmonic distortion to better than 5 parts per million (0.0005%).

The DMS5 is intended for general purpose use in the studio, test department, or factory and can measure to 0.001% T.H.D.

Both instruments cover the frequency range 10Hz-100kHz and are semi-automatic nulling.

The instruments will operate from any signal source. Nulling to zero is automatic after the DMS has been tuned to the test frequency. The instrument will thus continually read distortion whilst adjustments are made to equipment under test providing the test frequency is not changed.

EXISTING ITEMS

LDO3 Low Distortion Oscillator

A continuously variable frequency laboratory oscillator with a range 10Hz to 100kHz having virtually zero distortion over the audio frequency band with a fast settling time.

LDO3B Low Distortion Oscillator, balanced output

As LDO3 but additionally fitted with output amplifier and screened transformer providing a 600 ohm floating balanced output and 150 ohms unbalanced.

Unbalance —80dB 1kHz —60dB 10kHz

ANM1 Audio Noisemeter, Average sensing.

ANM2 Audio Noisemeter, True r.m.s. reading.

ANM3 Audio Noisemeter, Quasipeak/True r.m.s. reading.

The noisemeters have 16 measurement ranges from 10µV f.s.d. to 300V f.s.d. and incorporate a 5" mirror scale of excellent linearity calibrated in Volts and dBV or dBm. The instruments are in accordance with DIN 45.405 and include the following recommended weighting characteristics.

WIDE BAND (flat response voltmeter)

DIN AUDIO BAND

IEC/DIN 'CURVE A'

CCIR

RADFORD LABORATORY INSTRUMENTS LTD.


4 High Street, Nailsea, Bristol BS19 1BW

Tel: Nailsea 6637

U.S.A.: Patrick McVeigh. Tel: 201-746-5461

Nights of Delight.....

(sent in a plain brown envelope)



DORAM
EDITION 5 CATALOGUE

Name

Address

.....

I enclose cheque/P.O. **75p** inc. p.p.

Signed

Date

Doram Electronics Ltd
P.O. Box TR8
Wellington Road Estate,
Wellington Bridge,
Leeds LS12 2UF

ww3

The new '78-'79 edition 5 catalogue is packed full of new merchandise including **MICRO PROCESSOR BASED KITS.**

There are over 2,000 items in the 120 pages for your Night of Delight and **50p WORTH OF FREE GOODS**
Send for your copy now.

Overseas orders, except for N. Ireland. Please add **35p** to cover despatch by Air

Doram Electronics Ltd
P.O. Box TR8
Wellington Road Estate,
Wellington Bridge,
Leeds LS12 2UF



CHROMASONIC electronics

56A Fortis Green Road
Muswell Hill London N10 3HN
Telephone 01-883 3705

C-MOS

4000	.18*	4049	.58*	7442	.52*
4001	.18*	4050	.58*	7445	.70*
4002	.18*	4051	.86*	7447	.59*
4006	1.09*	4052	.86*	7448	.85*
4007	.19*	4060	1.16*	7451	.16*
4009	.62*	4068	.22*	7470	.27*
4010	.62*	4070	.22*	7472	.22*
4011	.18*	4071	.22*	7473	.27*
4012	.21*	4081	.22*	7474	.27*
4013	.53*	4082	.22*	7475	.40*
4014	1.00*	4510	1.24*	7476	.30*
4015	.97*	4511	1.54*	7485	.76*
4016	.58*			7486	.27*
4017	.97*			7489	2.32*
4018	.97*			7490	.38*
4019	.58*			7492	.41*
4020	1.08*	7400	.16*	7493	.41*
4021	.97*	7401	.16*	74107	.27*
4022	.88*	7402	.16*	74121	.27*
4023	.19*	7403	.16*	74123	.49*
4024	.78*	7404	.17*	74141	.65*
4025	.19*	7408	.19*	74145	.65*
4026	1.76*	7410	.16*	74151	.49*
4027	.58*	7413	.27*	74154	.85*
4028	.87*	7420	.16*	74174	.72*
4029	1.18*	7427	.28*	74192	.86*
4040	1.08*	7430	.16*	74193	.86*
4042	.83*	7441	.56*	74196	.97*

TTL

You can combine C-MOS & TTL for quantity discounts.
25 plus less 5%. 100 plus less 10%.

SEVEN SEGMENT DISPLAYS

LIGHT EMITTING DIODES

9.125" (inc. clip)	1+	10+	100+
TIL209 Red	15p*	13p*	11p*
TIL212 Yellow (H.B.)	27p*	22p*	17p*
TIL216 Red (H.B.)	27p*	22p*	17p*
TIL232 Green (H.B.)	27p*	22p*	17p*
0.2" (inc. clip)	15p*	13p*	11p*
TIL220 Red	30p*	26p*	20p*
TIL224 Yellow (H.B.)	30p*	26p*	20p*
TIL228 Red (H.B.)	30p*	26p*	20p*
TIL234 Green (H.B.)	30p*	26p*	20p*
(H.B.)—High Brightness			
LITRONIX All Red			
DL701 Com A 0.30" R/H dec pt	1.72*		
DL704 Com C 0.30" R/H dec pt	1.72*		
DL721 Com A 0.51" R/H Dou. dt	3.04*		
DL746 Com A 630" +1	2.43*		
DL747 Com A 630" L/H dec pt	2.43*		
MONSANTO Green			
MAN51 Com A 0.30" R/H dec pt	2.34*		
MAN52 Com A 0.30" L/H dec pt	2.34*		
MAN53 Com A 0.30" +1	2.34*		
MAN54 Com C 0.30" R/H dec pt	2.34*		
Red			
MAN71 Com A 0.30" R/H dec pt	1.52*		
MAN72 Com A 0.30" L/H dec pt	1.52*		
MAN73 Com A 0.30" +1	1.52*		
MAN74 Com C 0.30" R/H dec pt	1.52*		
XCITON			
XAN362 C A R 0.30" L/H dec pt	1.81*		
XAN352 C A G 0.30" L/H dec pt	2.21*		
XAN82 C A Y 0.30" L/H dec pt	2.43*		



DL707 Com A 0.30" L/H dec pt	1.72*
DL707R Com A 0.30" R/H dec pt	1.72*
DL727 Com A 0.51" R/H Dou. dt	3.04*
DL750 Com C 630" L/H dec pt	2.43*
Yellow	
MAN81 Com A 0.30" R/H dec pt	2.34*
MAN82 Com A 0.30" L/H dec pt	2.34*
MAN83 Com A 0.30" +1	2.34*
MAN84 Com C 0.30" R/H dec pt	2.34*
Orange	
MAN3610 Com A 0.30" R/H dec pt	2.17*
MAN3620 Com A 0.30" L/H dec pt	2.17*
MAN3630 Com A 0.30" +1	2.17*
MAN3640 Com C 0.30" R/H dec pt	2.17*
XAN662 C A R 0.60" L/H dec pt	2.03*
XAN652 C A G 0.60" L/H dec pt	2.43*
XAN682 C A Y 0.60" L/H dec pt	2.03*

SUPERSAVER

★ 555 Timer ★
4 for £1.00
★ 28p* each ★

OUR NEW A4 E.C. BOOKLET
Supplied FREE with orders of any I.C.s worth £4.00 or more. Contains Circuits, pin connections & Data (35p inc. P&P if sold alone).

LINEAR I.C.s, AUDIO I.C.s

MC1352P		SN7653N2	1.55
TDA1352	1.20	SN7652N	.65
MC1327P		SN7666N	.65
TD1327	1.50	SN7666N	1.00
MC1330P	1.15	TAA263	2.50
MC1350P	1.00	TAA320A	.75
MC1351P	1.00	TAA350A	2.70
MC1357P		TAA570	2.50
LM2111N	1.70	TBA120S	1.00
MC1375P	1.50	TBA231	1.00
MC1456CG	2.50	TBA520Q	2.00
MC1485L	4.90	TBA530Q	2.00
MC3302P	1.65	TBA540Q	2.00
MFC6030A	1.00	TBA550Q	2.00
NE540L	2.25	TBA651	2.25
NE546	2.15	TBA750Q	7.50
NE555	.28*	TBA800	1.00
NE556	.90*	TBA810S	1.10
NE560	4.40*	TBA820	1.10
NE561	4.40*	TBA990Q	2.00
NE562	4.40*	TCA730	4.69
NE565	1.40*	TCA740	4.69
NE566	1.65*	TCA940	1.75
NE567	1.85*	TD2020	3.50
SL414A	1.90	UAA170	2.75*
SL415A	2.47	UAA180	2.75*
SL440A	2.38*	ZN414	1.10
SN5491N	.95*	ZN417E	1.68
SN75492N	1.15*	ZN423T	1.08*
SN76001N	1.40	ZN424E	1.35
SN76003N	2.45	ZN425E	3.78
SN76013N	1.60	ZN1034E	2.03
SN76023N	1.60	ZN1040E	8.43
SN76033N	2.45	ZN116E	6.75*
SN76544N	1.55		

I.C. SOCKETS

8 pin	10p*	16 pin	14p*	28 pin	30p*
14 pin	12p*	24 pin	26p*	40 pin	40p*
I.C. pins 100	54p*	1,000	£3.78*		

LINEAR I.C.s AUDIO I.C.s LINEAR I.C.s AUDIO I.C.s

μA748 (14 pin DIL)	.60	CA3089/TDA1200	2.30	LM372N	1.75
μA748 (TO99)	.65	CA3090Q	4.25	LM373N	2.99
μA753 (8 pin DIL)	1.95	CA3123E/LM1820	1.50	LM377N	1.95
AY-1-0212	6.50	CA3097E	1.75	LM380N-8	1.00
AY-1-5051	1.65	CA3130S	.99	LM380N	.99
AY-5-1224A	3.39*	CA3140S	.99	LM381N	1.75
AY-5-3507	5.99*	CA3160S	1.60	LM382N	1.35
AY-5-4007	7.99*	CA3600E	1.75	LM3900N	.65
CA3045	1.50	LM301AN (8 pin)	.40	LM3905N	1.50*
CA3046	.89	LM301AT (TO99)	.50	LM3809N	.70*
CA3053	.85	LM308N (8 pin)	.90	MC1303P LM1303N	1.10
CA3075	2.00	LM308T (8 pin)	1.40	MC1310P	1.80
CA5080	.80	LM339N	1.00	MC1312P	2.15
CA3081	1.50	LM370N	2.75	MC1314P	3.50
CA3082	1.50	LM371	1.75	MC1315P	6.10


VAT INCLUSIVE PRICES

Items followed by a * include V.A.T. @ 8% all others include 12.5%. ALWAYS PLEASED TO SEE PERSONAL CALLERS
TRADE AND EXPORT CUSTOMERS MOST WELCOME. Overseas Customers deduct 2/27 from items marked with a * 1/9 from others

WW-027 FOR FURTHER DETAILS

NEW AMERICAN BEAUTY SOLDERING STATION

Directly dials correct heat




T-7 Soldering Station is a versatile 12 watt instrument for soldering, rework or fine touch-up on delicate micro systems. For continuous duty on production line or in laboratory or workshop. Stepless direct dialling of tip temperatures 175 - 910 F (79 - 487 C) Dial clearly indicates both scales. Work protected from voltage leak by grounded, low voltage, line isolating transformer, and grounded soldering tip. Comfortable lightweight handpiece. (3/4oz / 21gr). Heating element built into soldering tip close to point for extra efficiency. Pure iron, pre-tinned points give extra long life. Two replacement interchangeable tips available - needle point and chisel. Can be filed to special shapes to fit job requirement. Overall console size 5 1/2" x 5 1/2" x 3" (14 x 14 x 8cm) incorporates tip cleaner and safety cradle. Available for operation 110-120 volts or 220-240 volts A.C. with grounded 3 core cord.

Available from:
Special Products Distributors Ltd.
81 Piccadilly, London W1V 0HL
Tel. 01-629 9556 Cables: Speciproduct, London W.1

WW-057 FOR FURTHER DETAILS

DORAM

SEE THE EXTENDED RANGE OF TRANSFORMERS IN OUR NEW EDITION 5 CATALOGUE



Please forward my edition 5 catalogue I enclose 75p which covers p. & p.

Name
Address

50p of goods FREE for details see your edition 5 catalogue

WW2

DORAM Doram Electronics Ltd
PO Box TR8 Leeds LS12 2UF

Overseas orders, except for N. Ireland, please add 35p to cover despatch by Air.

WW-014 FOR FURTHER DETAILS

WHY SETTLE FOR LESS— THAN A 6800 SYSTEM

MEMORY—

All static memory with selected 2102 IC's allows processor to run at its maximum speed at all times. No refresh system is needed and no time is lost in memory refresh cycles. Each board holds 4,096 words of this proven reliable and trouble free memory. Cost—only £80.00 for each full 4K memory.

INTERFACE—

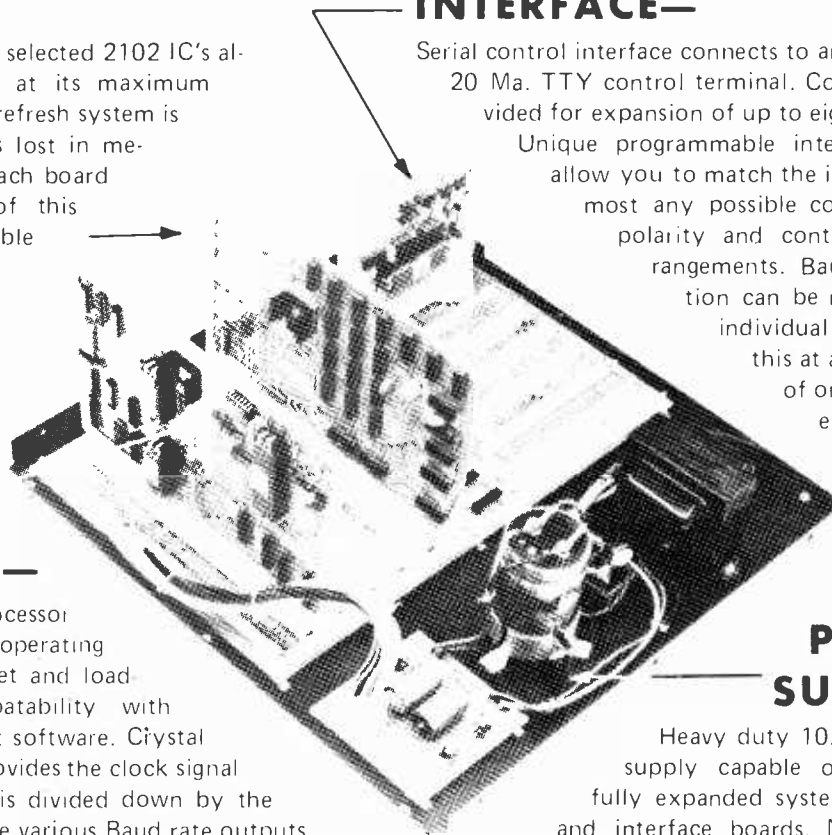
Serial control interface connects to any RS-232, or 20 Ma. TTY control terminal. Connectors provided for expansion of up to eight interfaces. Unique programmable interface circuits allow you to match the interface to almost any possible combination of polarity and control signal arrangements. Baud rate selection can be made on each individual interface. All this at a sensible cost of only £30.00 for either serial, or parallel type

PROCESSOR—

"Motorola" M6800 processor with Mikbug[®] ROM operating system. Automatic reset and loading, plus full compatibility with Motorola evaluation set software. Crystal controlled oscillator provides the clock signal for the processor and is divided down by the MC14411 to provide the various Baud rate outputs for the interface circuits. Full buffering on all data and address busses insures "glitch" free operation with full expansion of memory and interfaces.

POWER SUPPLY—

Heavy duty 10.0 Amp power supply capable of powering a fully expanded system of memory and interface boards. Note 25 Amp rectifier bridge and 91,000 mfd computer grade filter capacitor.



DOCUMENTATION—


Probably the most extensive and complete set of data available for any microprocessor system is supplied with our 6800 computer. This includes the Motorola programming manual, our own very complete assembly instructions, plus a notebook full of information that we have compiled on the system hardware and programming. This includes diagnostic programs, sample programs and even a Tic Tac Toe listing.

Mikbug[®] is a registered trademark of Motorola Inc.



with serial interface and 4,096 words of memory. **£275.00**
(Kit form only)

PRICE EFFECTIVE 1st OCTOBER, 1977



Prices quoted do not include VAT

Please send me details of your full range of computer equipment and software.

Name

Address

.....

.....

**Southwest Technical Products Co.
Unit 12, Tresham Rd.,
Orton Southgate, Peterborough**

sales hire repair



**You'll do better at Martin Associates
we guarantee it!**

- ANALYSERS**
 AIRMEC 853 Wave Analysers 30KHz-30MHz **From £85.00**
 MARCONI O A 1094A/S Spectrum Analyser 100Hz-30MHz **£350.00**
 SPECTRA PHYSICS 420 Optical Spectrum Analyser **£250.00**
 WAYNE KERR A.321 Wave Analyser 20Hz-20KHz **£175.00**
- ATTENUATORS**
 MARCONI TF 338C A.F. Attenuator DC-100KHz **£75.00**
 MARCONI 1073/25 Variable R.F. Attenuator 0-100dB 75 ohms **£75.00**
- BRIDGES**
 HEATHKIT 1B 28 Impedance Bridge 0 1ohm-10Mohm **£65.00**
 WAYNE KERR B221 Universal Bridge **£250.00**
 WAYNE KERR B801B Bridge with Source & Detector **£375.00**
 MARCONI TF B688 Universal Bridge **£195.00**
- COUNTERS**
 MARCONI TF 2401A Counter-Timer 8 Digit DC-110MHz **£700.00**
 ADVANCE TC4 + TD40 Timer Counter 4 Digit **£110.00**
- DIGITAL MULTIMETERS**
 FLUKE 8100A Digital Multimeter 5 Digit 19999 **£175.00**
 SOLARTRON 7040 Digital Multimeter 5 Digit 10999 **£200.00**
 SOLARTRON 70402 R.F. Probes to suit 7040 **£75.00**



MARTIN ASSOCIATES
 34 Crown Street
 Reading
 Berks RG1 2SE
 Tel. Reading (0734) 51074

- DIGITAL VOLTMETERS**
 MICRO INSTRUMENTS 5203 Memory Voltmeter 4 Digit **£250.00**
 HEWLETT-PACKARD 2401C Integrating D.V.M. 6 Digit **£275.00**
 HEWLETT-PACKARD 3439A + 3445A AC/DC D.V.M. 4 Digit **£250.00**
 SOLARTRON A.223 D.V.M. Master Series 5 Digit 19999 **£55.00**
 SOLARTRON L.M.1619 AC/DC D.V.M. **£75.00**
- METERS**
 AIRMEC 409 Modulation Meter 3MHz-500MHz **£325.00**
 E.I.L. 29A 20 Million Megohmmeter **£175.00**
 J.A.C. Electronics 331 Freq. Meter & Generator **£200.00**
 MARCONI TF 2342 P.C.M. Regenerator Tester **£195.00**
 TELDNIC 9011A Frequency Meter Freq. 1-18GHz **£400.00**
 MARCONI TF 2604 Electronic Voltmeter 20Hz-1500MHz **£225.00**
- OSCILLOSCOPES**
 ADVANCE OS 15A Oscilloscope DX-5MHz Dual Trace 100mV/cm **£80.00**
 HEWLETT-PACKARD 175A Oscilloscope Dual Beam DC-50MHz **£250.00**
 TEKTRONIX 585 Oscilloscope DC-80MHz Dual Beam **£500.00**
 TEKTRONIX 545A Oscilloscope Dual Trace DC-33MHz **£350.00**
 TEKTRONIX 531 Oscilloscope Dual Beam DC-15MHz **£195.00**
 TELEQUIPMENT 053A Oscilloscope DC-25MHz Dual Beam **£250.00**
 TELEQUIPMENT D53 Oscilloscope DC-25MHz Dual Beam **£200.00**
 TELEQUIPMENT S 43 Oscilloscope DC-15MHz Single Beam **£130.00**
 TELEQUIPMENT D 43 Oscilloscope DC-15MHz Dual Beam **£160.00**
 SOLARTRON CD 1400 Oscilloscope DC-15MHz Dual Beam **£135.00**
 Various Plug Ins & Probes available
- SIGNAL SOURCES**
 ADVANCE H-1 Oscillator 15Hz-50KHz Sine & Square Wave **£60.00**
 ADVANCE SG 63B AM/FM Signal Generator 7.5MHz-230MHz **£95.00**
 ADVANCE SG 63F FM/AM Generator 4MHz-230MHz **£175.00**
 ADVANCE B4B R.F. Signal Generator 30KHz-30MHz 1% **£130.00**
 ADVANCE 81A L.F. Signal Generator 15Hz-200KHz **£85.00**
 ADVANCE J1A Signal Source 15Hz-50KHz **£50.00**
 HEWLETT-PACKARD 200 CD Oscillator 5Hz-600KHz in 5 Bands **£200.00**
 MARCONI TF 1099 Sweep Generator **£125.00**
 MARCONI 1060/3 Signal Generator U.H.F. 470-960MHz **£350.00**
 MARCONI TF 1247 Oscillator 20-300MHz **£350.00**
 MARCONI TF 1370 R.C. Oscillator **£150.00**
 MARCONI TF 2003 Signal Generator Ph.M./M.A. 0.4-12.5 MHz **£200.00**
 WESTON ROTEK 146Ag5 A.C. Voltage Standard **£750.00**
- POWER SUPPLY UNITS**
 ADVANCE P P 3 P S U Twin 0.30V 1 Amp **£75.00**
 ADVANCE PAM 20 Variable P.S.U. 0-7V 20 Amp **£85.00**
 FARNELL T.S.V.70 P.S.U. 0.35V/10A 0-70V 5 Amp **£140.00**
 ROBAND T 104 P.S.U. 0-30/0-30V Twin 1A/Channel **£75.00**
 ROBAND T 111 P.S.U. 0-50V 5 Amp Variable **£110.00**
 ROBAND T 172 P.S.U. 0-30V 10Amp Variable **£125.00**
 SOLARTRON 757 2 P.S.U. 0-50V 1 A **£35.00**
- RECORDERS**
 HEWLETT-PACKARD 7035B X-Y Recorder **£650.00**
 HEWLETT-PACKARD 7700 Series Recorder System **£700.00**
 HONEYWELL 1706 Visicorder U/V Recorder 6 Channel **£350.00**
 KENT Mk III Chart Recorder 12 point **£200.00**
 TELSEC 700 Flat Bed Recorder 2 Pen with full overlap **£400.00**
 RUSTRAK E2103-2107 Pen Recorder Two Channel **£250.00**



WW-067 FOR FURTHER DETAILS

QUARTZ CRYSTALS - FAST!

AEL AEL CRYSTALS LIMITED
 Gatwick House, Horley, Surrey, England RH6 9SU
 Telephone: Horley (02934) 5353 Telex: 87116 (Aerocon Horley)
 Cables: Aerocon Telex Horley

WW-043 FOR FURTHER DETAILS

carbon film RESISTORS
 ON BANDOLIERS OR PREFORMED 12.5mm
 AT NO EXTRA COST

Z & I **AERO SERVICES LTD.**
 42-44A-46 Westbourne Grove
 London W2 5SF
 Tel. 01-727 5641 Telex 261306

WW-022 FOR FURTHER DETAILS

<p>FREQUENCY COUNTERS 1/10 Hz to 1.2GHz. Sensitivity 10mV Stability 5 parts 10¹¹</p> <p>FREQUENCY COUNTER TYPE 801B</p>	<p>FREQUENCY STANDARDS CRYSTAL 10 MHz 1 MHz 100 KHz Stability 5 parts 10¹¹ OFF/AIR 10 MHz, 1 MHz, 1 part 10¹¹</p> <table border="0"> <tr> <td>301M</td> <td>32MHz 5 Digit £98</td> <td>401A</td> <td>32MHz 6 Digit £138</td> </tr> <tr> <td>501</td> <td>32MHz 8 Digit £192</td> <td>701A</td> <td>80MHz 8 Digit £210</td> </tr> <tr> <td>801B/M</td> <td>250MHz 8 Digit £280</td> <td>901M</td> <td>520MHz 8 Digit £395</td> </tr> <tr> <td>Memory versions available if not suffixed M</td> <td>£30 extra</td> <td>1001M</td> <td>1.2GHz 8 Digit £670</td> </tr> </table> <p>Start/Stop versions plus £18</p> <p>Type 102 10 MHz 1 MHz 100 KHz. Crystal Standard £98 Type 103 Off/Air Standard £98 Type 203 Low Frequency Generator £78</p>	301M	32MHz 5 Digit £98	401A	32MHz 6 Digit £138	501	32MHz 8 Digit £192	701A	80MHz 8 Digit £210	801B/M	250MHz 8 Digit £280	901M	520MHz 8 Digit £395	Memory versions available if not suffixed M	£30 extra	1001M	1.2GHz 8 Digit £670	<p>FREQUENCY GENERATORS DISTORTION 0.3% Amplitude Stability 0.1% 10Hz to 100kHz</p> <p>LOW FREQUENCY GENERATOR TYPE 203</p>
301M	32MHz 5 Digit £98	401A	32MHz 6 Digit £138															
501	32MHz 8 Digit £192	701A	80MHz 8 Digit £210															
801B/M	250MHz 8 Digit £280	901M	520MHz 8 Digit £395															
Memory versions available if not suffixed M	£30 extra	1001M	1.2GHz 8 Digit £670															

R.C.S. ELECTRONICS, 6 WOLSLEY ROAD, ASHFORD, MIDDX. ASHFORD 53661
 SUPPLIERS TO: Ministry of Defence, G.P.O., B.B.C., Government Depts., Crystal Manufacturers and Electronic Laboratories world-wide

WW-046 FOR FURTHER DETAILS

OSTS[®] new from ambit international


One Stop Technology Shopping starts here :

TTL Standard AND LP Schottky

'N'		'LSN'		'N'		'LSN'		'N'		'LSN'	
7400	13p	22p	7455	35p	36p	74136	59p	74194	105p	187p	
7401	13p	26p	7460	17p		74138	160p	74195	95p	137p	
7402	14p	26p	7470	28p		74139	160p	74196	99p		
7403	14p	26p	7472	28p		74141	56p	74197	85p	153p	
7404	14p	29p	7473	32p		74142	265p	74198	150p		
7405	18p	29p	7474	27p	56p	74143	312p	74199	160p		
7406	38p		7475	38p		74144	312p	74251	153p		
7407	38p		7476	37p		74145	65p	74253	153p		
7408	17p	29p	7480	48p		74147	175p	74257	153p		
7409	17p	29p	7481	86p		74148	109p	74258	153p		
7410	15p	26p	7482	69p		74150	99p	74259	420p		
7411	20p	29p	7484	97p		74151	64p	74260	26p		
7412	17p		7485	104p	141p	74153	64p	74266	59p		
7413	30p		7486	31p	59p	74154	96p	74279	73p		
7414	51p		7489	206p		74155	54p	74290	134p		
7416	30p		7490	33p	99p	74156	80p	74293	134p		
7417	30p		7491	75p		74157	67p	74295	196p		
7420	16p	26p	7492	38p	99p	74158		74298	176p		
7421	29p	26p	7493	32p	99p	74159	210p	74365	72p		
7422	24p	26p	7494	78p		74160	82p	74366	72p		
7423	27p		7495	65p	119p	74161	92p	74367	72p		
7425	27p		7496	58p		74162	92p	74368	72p		
7426	36p		7497	185p		74162	92p	74670	421p		
7427	27p	29p	74100	119p		74163	92p				
7428	35p		74104	63p		74164	104p				
7430	17p	26p	74105	62p		74165	105p				
7432	25p	26p	74107	32p		74167	20p				
7433	40p		74109	63p	56p	74170	230p				
7437	40p	42p	74110	54p		74172	625p				
7438	33p	42p	74111	68p		74173	170p				
7440	17p	29p	74112	88p	156p	74174	87p				
7441	74p		74116	198p		74175	87p				
7442	70p	114p	74118	83p		74176	75p				
7443	115p		74119	119p		74177	78p				
7444	112p		74120	115p		74180	85p				
7445	94p		74121	25p		74181	165p				
7446	94p		74122	46p		74182	160p				
7447	82p		74123	48p		74184	135p				
7448	56p		74125	38p	64p	74185	134p				
7450	17p		74126	57p	64p	74188	275p				
7451	17p	26p	74128	74p		74190	115p				
7453	17p		74132	73p	136p	74192	105p				
7454	17p	36p	74133	29p	29p	74193	105p				

Return of post service whenever humanly possible - and sometimes even when it isn't ! All our goods are manufacturers' first quality, so you may build in complete confidence, backed with our own investment in lab facilities, for the complete Tecknowledgey service.

From the World's leading radio innovation source:



The EF5400, the first VHF tunerhead with one IC. It includes PIN diode agc loop, balanced osc/mixer, RF stage. Tunes 88-108 with only 2-8v DC bias, and is adaptable up to 230MHz £9.75 built/tested Special frequency ranges on applic.

The Reference series of FM tuner modules

7130	2 or 3 pole linear phase IF filters, The CA3189E IC, two agc'd MOSFET IF preamps and all features. 0.07% thd 30% mod. Now the leading IF module available	Built and aligned	£16.25
91196B	The HA1196 stereo decoder in an optimum application, with two LM380N monitor 2W PA stages built in		£16.45
EF5803	The Latest EF series from Ambit. 3 MOSFET circuit, with extra loose inter-stage coupling and amplified LO op		£19.75
EF5801	The original 6 varicap(doublet) FM tunerhead with LO op		£17.45
EF5600	TOKO's 5 cct varicap FM tunerhead. MOS input stage		£14.95
EC3302	TOKO's budget 3 cct FM varicap tunerhead. JFET RF		£8.25
7252	Larsholt's MOS frontend/CA3089E IF system HiFi complete varicap tunerhead for 88-108. Mute, AFC, AGC etc		£26.50
7253	Larsholt's FET frontend/CA3089E/MC1310 stereo tunerhead with varicap tuning. Like 7252, signal level/tuning meter drives		£26.50

Linear ICs for audio and radio applications - Old ones, new ones etc.

CA3089E / KB4402	classic FM IF system. Includes mute, afc, agc, metering	£1.94
HA1137W/KB4420A	as CA3089E, with improved deviation muting and S/N	£2.20
CA3189E	Update, though not replacement for 3089. inc af gain	£2.75
TBA120A/SN76660N	Limiting DC coupled IF amp plus balanced detector	£0.75
TBA120S	Hi gain version of TBA120A	£1.00
uA720DC/CA3123E	AM radio IC. useful gain controlled RF/IF gain block	£1.40
TBA651	low voltage, hi gain AM radio cmt linear RF/IF gain	£1.81
HA1197	Complete HiFi am radio inc detector wide agc range	£1.40
MC1350	AGC wideband IF amplifier block for AM/FM/SSB	£1.20
MC1330	Synchronous AM/voice detector	£1.35
LM1496/SG1496	Classic double balanced mixer for DC to 300MHz	£1.25
LM374N	National's multimode communications IF/detector	£3.45*
MC1495	Precision four quadrant multiplier system	£6.86*
TD1A062NEW	Complete DC to 200MHz front end system	£1.95
TD1A083NEW	Complete DC to 30MHz AM/FM +800mW AF radio ic	£1.95
TD1A090NEW	Complete AM radio to 30MHz, with built in 3089 type FM IF and function system for HiFi	£3.35
KB4406 NEW	Differential AM/FM IF gain	£0.50
KB4412 NEW	2 balanced mixers, agc 55dB gain IF amp comms device	£2.55
KB4413 NEW	Comp to KB4412, AM, FM, SSB detector, ANL, mute AGC driver, meter driver. Complex function comms ic	£2.75
KB4417 NEW	3mV mike preamp, limiter, voga for comms	£2.55
SD6000	Dual DMOS RF/Mixer mosfet pair	£3.75

Transistors for RF. The latest UHF T pack types eg. 1.8GHz PNP only 0.86p. 2N4427* £1.30, BF900 latest generation MOS 0.80*

As usual, you get the latest information and ideas from AMBIT

DAZZLING OPTO BARGAINS

LED size	2.5x5mm	5mm	clip
red	17p	14p	2p
green	20p	15p	2p
yellow	20p	16p	2p

(clip for 5mm types only) All first grade

PUSH BUTTON SWITCH SYSTEMS

Easy assembly, professional quality PB type with range of buttons. Shadow compatible ALPs SUB series, and the very flexible new dialstat from Lipra & Isosist. Low cost eg 4 module 6pole, 15mm = £1.74 in SUB TOKO COILS, FILTERS, PVCs, ICs Space has run out here, but all in the catalogue. The biggest range in Europe

The Ambit you all know and love for its unique service to wireless, now brings you the One Stop Technology Shop. A complete range of logic devices, including CMOS, TTL and the increasingly favoured Low Power Schottky versions. Plus all the usual voltage regulators & linears. Combine this with our unique capability in wireless devices, ranging from coils to the latest semiconductor, the uniquely information packed 'Tecknowledgey' catalogue (45p), and you need look no further for your semiconductors - and most other types of modern components. We still want to maintain a separate identity for the unique wireless service of Ambit - so please keep orders for the OSTs (left hand side of this page) and AMBIT (right hand side) separately totalled - although one pp and one combined payment is sufficient - made out to Ambit International, please. Postage is 25p per order, VAT to be added at the rate indicated (*=8%).

CD4000 CMOS

All prime, all guaranteed

4000	17p	4059	563p	4501	99p
4001	17p	4060	115p	4502	120p
4002	17p	4063	109p	4503	69p
4006	109p	4066	53p	4506	51p
4007	18p	4067	400p	4507	55p
4008	80p	4068	25p	4508	248p
4009	58p	4069	20p	4510	99p
4010	58p	4070	20p	4511	149p
4011	17p	4071	20p	4512	98p
4012	17p	4072	20p	4513	206p
4013	55p	4073	20p	4514	260p
4016	52p	4075	20p	4515	300p
4017	80p	4076	90p	4516	125p
4018	80p	4077	20p	4517	382p
4019	60p	4078	20p	4518	103p
4020	93p	4081	20p	4519	57p
4021	82p	4082	20p	4520	109p
4022	90p	4085	82p	4521	236p
4023	17p	4086	82p	4522	149p
4024	76p	4089	150p	4527	157p
4025	17p	4093	50p	4528	102p
4026	180p	4094	190p	4529	141p
4027	55p	4096	105p	4530	90p
4028	72p	4097	372p	4531	141p
4029	100p	4098	110p	4532	125p
4030	58p	4099	122p	4534	614p
4031	250p	4160	90p	4536	380p
4032	100p	4161	90p	4538	150p
4033	145p	4162	90p	4539	110p
4034	200p	4163	90p	4541	141p
4035	120p	4174	104p	4543	174p
4036	250p	4175	95p	4549	399p
4037	100p	4194	95p	4553	440p
4038	105p	4501	23p	4554	153p
4039	250p	4502	91p	4556	77p
4040	83p	4503	76p	4557	386p
4041	90p	4507	60p	4558	117p
4042	85p	4510	128p	4559	388p
4043	85p	4511	163p	4560	218p
4044	80p	4512	116p	4561	65p
4045	150p	4514	325p	4562	530p
4046	130p	4515	325p	4566	159p
4047	99p	4516	128p	4568	281p
4048	60p	4517	403p	4569	303p
4049	55p	4518	119p	4572	25p
4050	55p	4519	58p	4580	600p
4051	65p	4520	120p	4581	319p
4052	65p	4528	122p	4582	164p
4053	65p	4553	440p	4583	84p
4054	120p			4584	63p
4055	135p			4585	100p

Linears, non radio/audio

BIMOS

CA3130E	84p
CA3130T	90p
CA3140E	35p
CA3140T	72p
CA3160E	90p
CA3160T	99p

Op amps

LM301AH	67p
LM301AN	30p
LM308H	121p
LM308N	97p
LM318H	279p
LM318N	224p
LM324N	71p
LM339N	66p
LM348N	186p
LM3900N	60p
709HC to5	64p
709PC dil	36p
710HC to5	65p
710PC dil	59p
723CN	65p
741CH to5	66p
741CN 8dil	27p
747CN	70p
748CN	36p

Misc functions

NE555	35p
NE556	70p
LM3909N	72p

MPU - 6800

MC6800P	£13
MC6820P	£6
MC6850P	675p
MC6810AP	400p
MC6850P	£8
MC6852	£15

MEMORIES

2102-1	170p
2112	340p
2513	754p
4027	578p
2114	£10
2708	1055p

8080 - CPUs

8080ACE	£16
---------	-----

Full range of support kits OA for 8080/6800



PC DRAFTING AIDS:

You may now also obtain all Chartpak PC drafting aids from AMBIT. Price as list, details on request. Also details of our low cost fast prototyping service for PCB - log graph paper, Smith diagrams etc.

ABRIDGED INFORMATION :

Postcode CM14 4HN. Tel.216029. VAT extra at 12.5% except *=8% Catalogue 45p inc. Postage 25p. Admin open Mon-Fri 8am-5pm, Sales/technical 9am-8pm inc Sat.

2 Gresham Road, Brentwood, Essex.

& finishes here.



We've just updated our instrument hire inventory (write for our new catalogue, if you're interested) and now have available for sale a number of instruments all calibrated to manufacturers specifications, and all with a Labhire guarantee. Check our list. The product you need could be here – at the price you want.

Oscilloscopes		Price From
Tektronix	326 0-10 MHz Battery Portable	£650.00
Tektronix	5403 D40 0.3-5A48 5B42 0-60 MHz	£950.00
Tektronix	545A CA 0-24 MHz	£350.00
Telequipment	D75 0-50 MHz	£450.00
Telequipment	D83 0-50 MHz	£500.00

Storage Oscilloscopes		
Advance	OS2200 0-25 MHz Writing Speed 1cm μ s	£400.00
Tektronix	549 1A4 0-33 MHz Writing Speed 0.5cm μ s	£600.00

Oscilloscope Camera		
Shackman	A5	£20.00

Digital Voltmeters		
Hewlett Packard	3490 $5\frac{1}{2}$ digit Multimeter	£500.00
Solartron	A200 $4\frac{1}{2}$ digit Voltmeter	£300.00
Solartron	A210 $5\frac{1}{2}$ digit Voltmeter	£400.00
Solartron	A243 $5\frac{1}{2}$ digit Multimeter	£450.00
Solartron	1426 4 digit DC Voltmeter	£150.00
Solartron	1420 $3\frac{1}{2}$ digit DC Voltmeter	£150.00

Meters		
Hewlett Packard	7526A Logarithmic Voltmeter 0.5 Hz-100 kHz	£800.00
Marconi	H2600 Valve Voltmeter	£35.00
Rhode & Schwarz	URV 1 kHz-960 MHz	£350.00

Digital Recorders		
Data Lab	DI905 Transient Recorder 0-3 MHz	£850.00

Pen Recorders		
Brush	220 2 channel 0-40 Hz 1 mV-10V	£500.00
Brush	260 6 channel 0-40 Hz 1 mV-10 V	£1000.00
Brush	816 8 channel 0-5 Hz 2 mV-2V	£800.00
Hewlett Packard	7100B 2 channel Response 0.65 1 mV-100 V	£400.00
Hewlett Packard	7402 2 channel 0.35 Hz 1 mV	£900.00
Smiths	Servoscribe 2 channel 100 mV	£50.00
Yokogawa	3047 2 channel Response 0.75 0.5 mV-100 V	£350.00

*Pens are not covered by the above guarantees

Counters		
Advance	TC8 2 Hz-510 MHz	£75.00
Advance	TC9A 0-32 MHz	£125.00
Advance	TC13 0-32 MHz	£150.00
Advance	TC14 0-250 MHz	£250.00
Advance	TC15 0-250 or 500 MHz according to plug-in	£375.00

Signal & Pulse Generators		
Hewlett Packard	8654A 10-520 MHz	£650.00
Dymar	1525 0-184 MHz	£550.00
Lyons	PG22 50 MHz 5 V into 50 Ω	£150.00
Lyons	PG24 50 MHz 5 V into 50 Ω	£175.00
Lyons	PG75 10 MHz 50 V into 50 Ω	£200.00
Telonic	1006 Signal Generator	£100.00
Marconi	HF801D 1-10-470 MHz	£100.00

Miscellaneous		
Solartron	1861 Pseudo Random Noise Generator	£150.00
Marconi	1K2214 XY Memory	
Solartron	JM1600 Transfer Function Analyser	£1000.00
Hewlett Packard	500A Logic Analyser	£99.00
Baugh & Woodon	PA 1040 Thickness Gauge	£300.00


Tape Recorders		
Philips	Analog 7 IRIG, 7 channel FM & DR	£2000.00
Philips	Analog 14 IRIG, 14 channel FM	£3500.00
S.L. Labs	8-4 IRIG, 4 channel FM & DR	£800.00

All enquiries to Peter Wagg on 01-897 2434

Lab House, Horton Road, West Drayton, Middlesex.

Hire from
LABHIRE

WW-059 FOR FURTHER DETAILS




It's easy enough checking this end, but what about the other?

...and that's where NEAL FERROGRAPH test sets come in. All of the professional measuring equipment necessary to test and calibrate a wide range of audio apparatus, compactly combined, and designed to function with minimum effort.

The RIS 2, a unique concept. Simplifies measurements of gain, noise, frequency response, input sensitivity, output power, distortion and the parameters relating to recording equipment, such as wow and flutter, crosstalk, drift and erasure. Its range of measurements can be extended even further by the addition of the Auxiliary Test Unit **ATU1**.

Send today for full technical information relating to these instruments, and other high quality products in the combined NEAL FERROGRAPH range.




NEAL FERROGRAPH
TOTAL TAPE TECHNOLOGY

SIMONSIDE WORKS · SOUTH SHIELDS · TYNE & WEAR NE34 9NX
Telephone SOUTH SHIELDS (0632) 566321 Telex: 537227

WW—065 FOR FURTHER DETAILS

**STEREO
FUNCTION
MODULE
CP-FG1**



For comprehensive hi and lo filtering and control of stereo separation (image width) mount a **CP-FG1**, 2 switches and 3 pots on a Magnum **CP-MPC2** Interconnection Board. This fully encapsulated function module incorporates some unique features. Two stereo filters ("rumble" and "hiss") are provided, each with its own slope control and choice of three cut-off frequencies. Stereo separation control allows variation of the apparent image width to suit listening conditions — if you can't place your speaker where it really ought to be, let the **CP-FG1** do it for you! All modules are, of course, available separately — Magnum boards aren't essential but coupled with their specially designed P.C. mounting pots and switches, they are an easy way to build the system of your choice.

CP-FG1 — £13.22 incl. (U.K.). £15.22 incl. (Export).

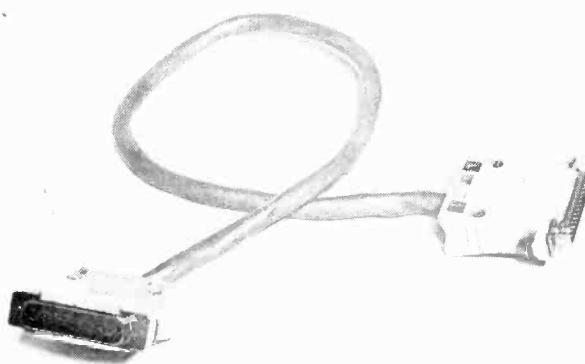
Also available: Pre-Amplifiers, Filters, Power Amplifiers, Peak Programme Monitors, Compressor/Expander, Active Crossovers, Power Supplies, plus all pots, switches, etc.

MAGNUM AUDIO Ltd.

DEPT. W8, 13 HAZLEBURY CRESCENT
LUTON, BEDS. LU1 1DF
TELEPHONE: 0582 28887
SEND LARGE S.A.E. FOR DETAILS

WW—071 FOR FURTHER DETAILS

**IF IT'S DATA CABLES
YOU REQUIRE—
THEN EST IS YOUR SUPPLIER**



EST manufacture all types of data cables for interconnection of equipment (terminals to modems, modems to CPU, etc.)

- ★ Soldered contacts for electrical and mechanical reliability
- ★ Choice of screwlock, retaining clip or slide-lock fittings
- ★ Standard and special cables made to customer's specifications
- ★ Special interfaces designed and manufactured to customer specification
- ★ Complete system installations planned and carried out on-site, by data communication specialists.

For further information contact —

Electro-Systems and Timing Co.

18 Southdown Road, Portslade, Brighton BN4 2HN
Tel: Brighton 415763

WW—018 FOR FURTHER DETAILS

THE **baker** QUALITY



150 watt mixer amplifier

£85.32

- All purpose Bass, Lead, Rhythm Guitars, Discotheque, Vocal, Public Address, etc.
- Amplifier "Mains switch" for instant sound or muting.
- Three loudspeaker outlets for 4, 8 or 16 ohms operation
- Four high gain inputs, each 28 mv, 50K ohm for full output.
- Individual volume controls with "Four channel" mixing facilities.
- 150 watts into 8 ohms R.M.S. Music Power
- Distortion less than 1% at full output.
- Slave output 500 M.V. 25 K ohm.
- Accepts loudspeakers from 4 ohms upwards. Standard jack sockets.
- Frequency Response 25 Hz — 20kHz ± 3dB integral Hi Fi preamp
- 32dB Variation on wide range separate Bass & Treble controls.
- Fully Short and Open circuit proof, electronic and fused.
- Compact — 16" x 8" x 5 1/2" approximately
- Lightweight — Only 14lb — approximately. Blue wording on Black fascia
- Made in England. 12 months' guarantee. 200/250v A.C. mains or 120V to order.
- All transistor and solid state devices.

Distributors required in certain countries and parts of UK.

Baker Loudspeakers Limited

NEW! Star sound

A high power full range quality loudspeaker produced to give exceptional reproduction. Ideal for electronic guitars, organs, public address or discotheques. This loudspeaker is recommended where high power handling is required with quality results. The high flux ceramic magnet assembly ensures clear treble response so necessary for today's musician.



GROUP 50/12 inch £22.68

Voice Coil Impedance	4 or 8 or 16 ohms
Maximum Power	60 watts (120 watts U.S.A.)
Bass Resonance	55 c.p.s.
Useful Response	30-16,000 c.p.s.
Flux Density	15,000 lines
Voice Coil	1 1/2" / 38 mm
Overall diameter	12 1/2" / 310 mm
Overall depth	4 3/4" / 120 mm
Fixing holes diagonal	13" / 330 mm
Baffle aperture	11" / 280 mm
Nett weight	10 lbs / 4.5 kg

The SUPERB 12 inch £24.75

High quality loudspeaker, remarkable low cone resonance clear reproduction of the deepest bass. Special Copper drive and concentric tweeter cone. Full range reproduction with remarkable efficiency in the upper register.

Maximum Power	25 watts (50 watts U.S.A.)
Bass Resonance	25 c.p.s.
Flux Density	16,500 gauss
Voice coil impedance	8 or 16 ohms
Useful response	20-17,000 c.p.s.
Cone surround	Plastic
Chassis material	Solid aluminium
Nett weight	10 lb / 4.5 kg
Nett weight	5 lb / 2.3 kg

The MAJOR 12 inch £16.88

For use where higher outputs are desired in the home, public address, Discotheques. Concentric tweeter cone.

Maximum Power	25 watts (50 watts U.S.A.)
Bass Resonance	40 c.p.s.
Flux Density	14,000 gauss
Voice coil impedance	4 or 8 or 16 ohms
Useful response	30-14,500 c.p.s.
Cone surround	Paper roll
Chassis material	Solid aluminium
Nett weight	6 lb / 2.7 kg

GROUP 50 15 inch £28.08

Voice Coil Impedance	8 or 16 ohms
Maximum Power	75 watts (150 watts U.S.A.)
Bass Resonance	45 c.p.s.
Useful Response	30-13,000 c.p.s.
Flux Density	15,000 lines
Voice coil	2" / 51 mm
Overall diameter	15 1/2" / 390 mm
Overall depth	6" / 153 mm
Fixing holes diagonal	16 3/4" / 417 mm
Baffle aperture	11" / 280 mm
Nett weight	15 lbs / 6.8 kg

337 Whitehorse Road, Croydon, Surrey, England

Telephone: 01-684 1665



FULL ASCII KEYBOARD

LOW COST!
Model 756
Full ASCII
Keyboard

- * Intended for professional micro-processor applications.
- * This one Keyboard will meet most present and future requirements.
- * Full 128-character ASCII 8-bit code
- * Tri-mode MOS encoding.
- * Applications notes for auto repeat, numeric pad, serial output.
- * Upper and lower case characters generated by keyboard with latching shift-lock.
- * Selectable polarity.
- * Size 305 X 140 X 32mm (12 1/4 X 5 1/2 X 1 1/4 in)
- * MOS/DTL/TTL compatible outputs.
- * New guaranteed OEM grade components.
- * Needs +5 and -12V supply

- * Board has space for small low-cost DC/DC converter so that entire unit operates off single 5 V rail.

PRICED LOWER THAN SURPLUS KEYBOARDS

Please write for full technical details and price, and for names and addresses of our UK and European stockists.

- * User selection of positive or negative logic data and strobe output.
- * Alpha lock.
- * Extra loose keys available.
- * Supplied complete with gold-plated PCB connector and full technical data.
- * Rugged mil. spec. G-10 PCB with plated through holes.
- * 2-key roll-over
- * DC level and pulse strobe signal for easy interface to any 8-bit input port microprocessor system, video display or terminal board. Strobe pulse width 1 ms.

Carter Associates

P.O. Box 11262
VLAEBERG
South Africa
postal code 8018



WW-028 FOR FURTHER DETAILS

WILMSLOW AUDIO

The firm for Speakers

HI-FI DRIVE UNITS



PA GROUP & DISCO UNITS

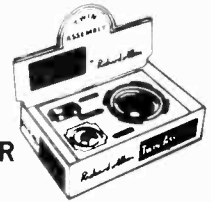


WILMSLOW AUDIO

KITS FOR MAGAZINE DESIGNS etc.



SPEAKER KITS



Audax HD12 9 D25	£7.50
Audax HD13 D34H	£12.50
Audax HD20 B25H4	£14.65
Audax HD20B25J4	£10.95
Audax HD11 P25EBC	£6.95
Baker Superb	£22.50
Castle 8RS/DD	£11.95
Chartwell CEA205 8 bass. matched pairs only	£59.90
Coles 4001	£6.25
Coles 3000	£6.25
Celestion HF1300 II	£8.25
Celestion HF2000	£9.75
Dalesford D20/105 4	£10.95
Dalesford D30/110 5	£10.95
Dalesford D50/153 6 1/2	£11.95
Dalesford D50/200 8	£11.95
Dalesford D70/250 10	£24.95
Dalesford D100/310 12	£34.95
Decca London	£37.25
Decca CO/1000/8	£7.95
Decca DK30	£24.50
E.M.I. type 350 4 ohm	£9.25
E.M.I. 14A/770 14 x 9	£12.50
E.M.I. 8" x 5" d/c 10 watt	£3.95
Isophon KK10/8	£8.25
Isophon KKB/8	£7.50
Jordan Watts Module	£17.95
Jordan 50mm Unit	£22.50
Jordan CB Crossover	£22.50
KEF T27	£8.50
KEF T15	£10.75
KEF B110	£10.95
KEF B200	£11.95
KEF B139	£24.95
KEF DN13	£4.95
KEF DN12	£7.25
Lowther PM6	£43.75
Lowther PM6 MKI	£45.90
Lowther PM7	£78.95
Peerless DT10HFC	£9.50
Peerless K010DT	£8.25
Peerless K040MRF	£10.50
Radford BD25 II	£26.95
Radford MD9	£14.50
Radford MD6	£17.95
Radford FN8/FN831	£19.95
Richard Allan CG8T	£8.95
Richard Allan CG12T Super	£19.95
Richard Allan HP8B	£13.50
Richard Allan LP8B	£9.25
Richard Allan HP12B	£21.50
Richard Allan DT20	£6.75
Richard Allan DT30	£6.95
Shackman Electrostatic C/W polar network & X/O pair	£99.95
Tannoy HPD 295A	£91.50
Tannoy HPD 315A	£102.95
Tannoy HPD 385A	£119.95

Baker Group 25	£13.00
Baker Group 35	£14.50
Baker Group 50/12	£21.00
Baker Group 50/15	£25.75
Celestion G12M	£12.95
Celestion G12H	£16.95
Celestion G18C	£41.95
Celestion G12/75 (alum. dome)	£22.50
Celestion G12/75 (d/cone)	£24.50
Celestion G12M/50 (cambric edge)	£16.95
Celestion G15/100 (alum dome)	£32.50
Celestion MH1000	£13.50
Celestion Powercell 12"/100	£45.95
Celestion Powercell 15"/100	£48.95
Celestion Powercell 15"/125	£51.95
Fane Pop 40	£10.95
Fane Pop 50H	£12.50
Fane Pop 75	£16.95
Fane Pop 65	£19.95
Fane Pop 80	£21.95
Fane Pop 100	£35.95
Fane J44 horn	£6.50
Fane J104 horn	£13.75
Fane J73 horn	£9.75
Fane Guitar 80L	£19.75
Fane Guitar 80B	£19.95
Fane Disco 80	£21.50
Fane PA80	£19.50
Fane Bass 85	£29.95
Fane Crescendo 12A	£42.95
Fane Crescendo 12B	£44.95
Fane Crescendo 15"/100	£54.95
Fane Crescendo 15"/125	£64.95
Fane Crescendo 18	£75.95
Fane 920 II Horn	£45.95
Fane HPX1/HPX2	£2.50
Fane PH50	£6.50
Goodmans 8PA	£3.95
Goodmans 10P	£6.95
Goodmans 12P	£16.95
Goodmans 12PD	£19.95
Goodmans 12PG	£19.50
Goodmans 18P	£39.95
Goodmans 50HX	£18.95
McKenzie Forte 12"	£22.95
Motorola Piezo Horn	£8.50
Richard Allan HD8T	£12.95
Richard Allan HD10T	£13.25
Richard Allan HD12T	£18.75
Richard Allan HD15	£29.95
Richard Allan HD15T	£30.50

Kits include drive units, crossovers, BAF/Long fibre wool, etc. for pair of speakers.

Carriage £3.50

Practical Hifi & Audio PRO9-TL (Rogers)	£118.00
Felt panels for PRO9-TL	£5.50 + £1.50 p&p
Hifi Answers Monitor (Rogers)	£129.00
Hifi News State of the Art (Atkinson)	£161.00
Hifi News No Compromise (Frisby)	£126.00
Popular Hifi Mini Monitor (Colloms)	£63.00
Popular Hifi Round Sound (Stephens) including complete cabinet kit	£65.00
Practical Hifi & Audio Monitor (Giles)	£119.00
Practical Hifi & Audio Triangle (Giles)	£76.00
Practical Hifi & Audio BSC3 (Rogers)	£60.00
Hifi News Tabor (Jones)	£57.75
Hifi News Tabor (with H4 bass units)	£65.00
Wireless World Bookshelf (Wilkinson)	£56.50
Wireless World T.L./KEF (Bailey)	£112.00
Wireless World T.L./Radford (Bailey)	£154.00

SMART BADGES FREE WITH ALL ABOVE KITS (TO GIVE THAT PROFESSIONAL TOUCH TO DIY SPEAKERS!)

Send 3 x 7p stamps for reprints/construction details of any of above designs

CARRIAGE & INSURANCE

Tweeters/Crossovers	40p each
Speakers up to 10"	75p each
Speakers 12"	£1.25 each
Speakers 15"	£2.00 each
Speakers 18"	£2.95 each
Speaker Kits	£2.50 pair
Mag. design kits	£3.50 pair

Prices per pair Carriage £2.50

Dalesford System 1	£52.90
Dalesford System 2	£55.75
Dalesford System 3	£101.75
Dalesford System 4	£108.00
Dalesford System 5	£139.00
Dalesford System 6	£93.00
Eagle SK210	£13.90
Eagle SK215	£23.50
Eagle SK320	£33.50
Eagle SK325	£59.00
Eagle SK335	£79.90
Goodmans DIN20	£31.50
Goodmans Mezzo Twinkit	£51.95
Lowther PM6 Kit	£91.75
Lowther PM6 MKI Kit	£96.50
Peerless 1060	£66.95
Peerless 1070	£115.00
Peerless 1120	£129.50
Peerless 2050	£45.95
Peerless 2060	£60.95
Radford Studio 90	£154.00
Radford Monitor 270	£208.00
Radford Studio 270	£275.00
Radford Studio 360	£390.00
Richard Allan Twin	£29.90
Richard Allan Triple 8	£45.50
Richard Allan Triple 12	£55.90
Richard Allan Super Triple	£65.90
Richard Allan RAB	£42.75
Richard Allan RAB2	£67.75
Richard Allan RAB2L	£73.50
Seas Mini	£17.90
Seas 203	£35.50
Seas 302	£43.90
Seas 303	£73.90
Seas 503	£111.90

Wharfedale Denton 2XP	£26.95
Wharfedale Linton 3XP	£41.95
Wharfedale Glendale 3XP	£56.95

Everything in stock for the speaker constructor! BAF, long fibre wool, foam, crossovers, felt panels, components, etc. Large selection of grille fabrics (Send 15p in stamps for fabric samples) (Prices correct at 12/4/78)

SWIFT
OF WILMSLOW
The firm for Hi-Fi
5 Swan Street,
Wilmslow, Cheshire.

Send 15p stamp for free 38 page catalogue 'Choosing a Speaker'

Telephone: Speakers, Mail Order and Export:
Wilmslow 29599 Hi-Fi: Wilmslow 26213

Lightning service on telephoned credit card orders!

WILMSLOW AUDIO
The firm for Speakers

Swan Works, Bank Square,
Wilmslow, Cheshire.

ATR-700



AMPEX *The name says it all...*

*At around £1100 the ATR700
fits this year's budget, not next.*

Distributed by:

ITA

1-7 Harewood Avenue, Marylebone Road, London NW1.


Tel: 01-724 2497. Telex: 21879

FRANCE: Son Professionnel, 29-31 Avenue André Morizet,
92100 Boulogne (Paris). Tel: 605 3363

Please rush me full details of the Ampex ATR-700
Name
Address

WW-081 FOR FURTHER DETAILS

8 Digits 100 MHz*

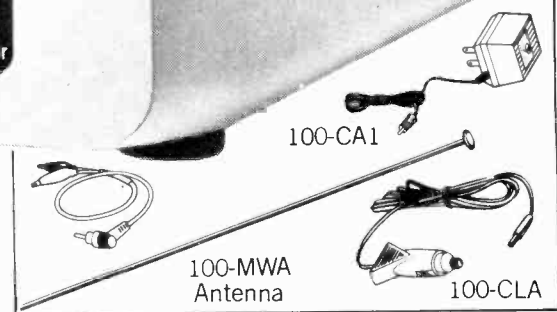


Here is a portable, high precision frequency counter up to 100MHz **guaranteed**† typically 110MHz. It has 8 big, bright (0.6") LED displays, so there's no range changing. The crystal time base has 3ppm accuracy and updates the display every second. Sensitivity is astounding. It will trigger at 30mV, yet is protected to 200V peaks. It comes complete with clip lead input cable. An antenna for coupling to RF equipment indirectly, and a low-loss in-line RF tap are optionally available. Take it with you anywhere. Run it on internal rechargeable NiCad's, 110 or 220V AC, 12V from your car cigarette lighter socket or from any external 7.2 to 12V DC supply.

Input frequencies over 100MHz cause the most significant digit to flash. Input voltages below 6.6V DC flash all 8 digits at 1Hz, alerting the user, and prolonging remaining battery life. The MAX-100, gives you the maximum for your money.

Telephone 01-890 0782 and give us your Access, Barclaycard or American Express number, and your order will be in the post that night.

Or, write your order, enclosing cheque, postal order, or stating credit card number and expiry date. (Don't post the card!) Alternatively, ask for our latest catalogue, showing all CSC products for the engineer and the home hobbyist.



Specifications

Frequency range: 20Hz to 100MHz guaranteed†
 Input impedance:
 1 M Ω shunted by 56pF capacitor.
 Temperature stability:
 better than 0.2ppm/°C between 0 and 50°C.
 Decimal point:
 Automatically appears between sixth and seventh digit when frequency exceeds 1MHz.
 Size: 1.75" x 7.38" x 5.63"

FOR ONLY £85.37

MAX-100+input cable (batteries not included)	£85.37
100-CLA for 12V DC use via cigarette lighter	£ 2.48
100-CA1 battery eliminator/charger for 110V AC mains	£ 6.21
100-CA2 battery eliminator/charger for 220V AC mains	£ 6.21
100-MWA antenna	£ 2.48
100-LLC low loss RF tap	£ 9.29
100-CC soft carry case	£ 6.21
VAT (8%) and postage included.	

CONTINENTAL SPECIALTIES CORPORATION



CONTINENTAL SPECIALTIES CORPORATION (UK) LTD., SPUR ROAD, NORTH FELTHAM TRADING ESTATE, FELTHAM, MIDDLESEX TW14 0TW. TELEPHONE: 01-890 0782.
 REG IN LONDON: 1303780 VAT NO. 224 8074 71 *TRADE MARK APPLIED FOR © CSC (UK) LTD 1977. DEALER ENQUIRIES WELCOME. TELEX: 8813669 CSC LTD.

WW-011 FOR FURTHER DETAILS

wireless world

A decade of indecision

Editor:

TOM IVALL, M.I.E.R.E.

Deputy Editor:

 PHILIP DARRINGTON
Phone 01-261 8435

Technical Editor:

 GEOFFREY SHORTER, B.Sc.
Phone 01-261 8443

Projects Editor:

 MIKE SAGIN
Phone: 01-261 8429

Communications Editor:

 RAY ASHMORE, B.Sc., G8KYY
Phone 01-261 8043

News Editor:

 JOHN DWYER
Phone 01-261 8620

Drawing Office Manager:

ROGER GOODMAN

Production:

D. R. BRAY

Advertisement Controller:

G. BENTON ROWELL

Advertisement Manager:

 BOB NIBBS
Phone 01-261 8622

DAVID KITCHENER

Phone 01-261 8037

Classified Manager:

 BRIAN DURRANT
Phone 01-261 8508 or 01-261 8423

 BARRY LEARY (*Classified Advertisements*)
Phone 01-261 8508

 JOHN GIBBON (*Make-up and copy*)
Phone 01-261 8353

Publishing Director:

GORDON HENDERSON

AT LAST the UK electronics industry and the government seem to have woken up to the fact that integrated circuits are important — to the electronics firms themselves, to manufacturers of other products who must use the most advanced automation techniques (such as microprocessors) in order to remain competitive, and hence to the British economy as a whole. In the past few months we have seen the Department of Industry announcing further financial help for the semiconductor firms, a report that GEC and Fairchild are jointly setting up a new microelectronics company, Racal and International Computers starting in-house manufacturing of i.cs and the National Enterprise Board negotiating with a group of engineers in America's "Silicon Valley" to set up a v.l.s.i. (very large scale integration) factory in the UK. And as we go to press we learn of a new NEDO report which advocates that Britain should go into high-volume manufacture of standard i.cs with £220m of government support spread over a five-year programme.

This is all good news, but to some of us it seems like a last, desperate attempt to jump on the fast-moving vehicle of i.c. technology before it accelerates away to an impossible speed. The effort should have been made long ago. Everyone was aware of the dominance of American technology and marketing at least a decade ago, for in the late 1960s the US semiconductor firms had already captured about 80% of the British market. At one point things looked so bleak that GEC decided to close down their brand new £2m Marconi-Elliott Microelectronics plant at Witham, Essex, before it had even started production. The Industrial Reorganisation Corporation recommended to the government that the British-owned semiconductor firms should join forces to form a single organisation that could more

effectively meet the competition, but the companies concerned were not willing and preferred to operate independently. The government then tried to help by providing financial support. In 1970 they supplied £5m to assist research and development on a broad front, and in 1973 they added a further £10m for work on specific projects. Last year the UK components industry as a whole received £20m of government support and probably about a third of this has gone to the semiconductor firms.

During this ten-year period the scale of integration has steadily increased from simple i.cs such as gates through m.s.i. to l.s.i. and now v.l.s.i. The microprocessor has arrived as a standard component and there are semiconductor memories of ever increasing capacity on the market. The result, as the NEDC recently noted, is that more and more of the design work and value-added in electronic equipment is passing into the hands of the component supplier. In Britain this means that the manufacture of electronic equipment is becoming increasingly dependent on the American i.c. companies. The withdrawal of a particular i.c. by a mere stroke of a pen in Dallas or some other headquarters in the States could be a disastrous event for equipment makers in the UK. In a few years' time we could be saying the same thing about headquarters in Tokyo or Osaka, for Japan has set up a formidable, highly disciplined association of semiconductor manufacturers and government agencies to produce v.l.s.i. devices which is frightening even the Americans.

It is against this background that the latest efforts are being made in Britain to retain some small degree of self-sufficiency in integrated circuits, and perhaps a thin slice of the estimated £2000m world market in these devices. Let us hope they will not be too late.

Regulator circuit for car alternator

Replaces electro-mechanical regulator

by J. R. Watkinson, M.Sc.; University of Southampton now with Digital Equipment Co. Ltd.

The alternators operation in cars depends on semiconductor devices which have only recently become economic. Its introduction is timely, as the pressures of modern traffic conditions are too great for the once-universal dynamo. The theory behind the change to the alternator is explained, and a practical circuit for a regulator given, in which the ignition light is used in a novel way.

ELECTRONIC REGULATORS for alternators are available ready-made commercially, so why build your own? Firstly, not all alternators are furnished with electronic regulators, and many people might wish to replace a mechanical regulator. Purchasing a commercial electronic regulator for a different alternator is fraught with difficulty. The units are usually sealed, with lettered terminals, which is fine for the building brick approach of the garage mechanic, but of no use in establishing some concept of a circuit. There is no general standard for connections either. If faced with a sealed commercial electronic regulator which breaks down, the only course is replacement. The device described may be built for about half the cost of a commercial unit. And should it break down, it can be repaired for a trivial amount. Lastly, many enthusiasts will build electronic equipment for the satisfaction it gives, without economic constraints, and often they will produce devices technically superior to the cost-conscious commercial article.

Alternators have been fitted to vehicles for long enough for plenty to have found their way into scrap yards. Most of these are of the slip-ring field type with separate regulators. In conjunction with this regulator, and an ex-scrapyard alternator, it should be possible to replace an existing dynamo system with an alternator for between ten and fifteen pounds, about half the cost of a new alternator. Sale of the dynamo reduces the cost further.

The design philosophy behind the circuit shown here is that of reasonable simplicity, coupled with readily available components. Reliability is essential, and the mechanical design emphasises robustness.

The circuit of the regulator is shown in Fig. 1. The field current flows through Tr_3 to earth. Diode D_3 is placed across

the field winding which is inductive, and acts as a conventional flywheel diode, protecting Tr_3 from excessive voltage. The regulation action is as follows:

The pre-set R_6 acts as a potential divider in conjunction with R_4 and R_5 . Transistor Tr_1 is an emitter follower stage which presents a high impedance to the wiper of R_6 to avoid loading the divider. When the alternator starts to supply sufficient current, the voltage across the battery rises. When the voltage at the base of Tr_1 exceeds $7.5 + V_{be1} + V_{be2}$ volts, i.e. about 8.5V, both transistors start to conduct. Transistor Tr_2 then shunts away the base current of Tr_3 , provided by R_1 and thus the field current is reduced.

Because of the inductance of the field winding, the transfer function of an

alternator has poor bandwidth, and so for stability the bandwidth of the regulator must be reduced. This is achieved by C_1 whose value must be established by trial and error, as different alternators will have different field inductances. The prototype used a 0.2 μ F with a Lucas 11 AC alternator. The 7.5V zener diode is chosen because its temperature coefficient is of the same magnitude as, and of the opposite sense to, the temperature coefficient of two silicon base-emitter junctions in series. This makes the regulator temperature stable.

The ignition light circuit is a departure from usual practice, as it is operated by battery voltage. It was common practice, with dynamos, for the ignition light to be wired across the

Why alternators?

BEFORE THE ADVENT of semiconductor devices the dynamo and alternator were supreme in their own fields, and neither could offer a challenge to the other. The basic difficulty lay in rectification. The dynamo has a built-in mechanical rectifier: the commutator. Without semiconductors, the only efficient power rectifier available was the mercury arc type. The mercury arc rectifier enjoyed success providing d.c. power for tram traction motors at high voltage, from an easily-transmitted alternating supply, but its bulk and delicacy ruled it out for mobile use in vehicles. It is only since the development of reliable, economic, high current semiconductor diodes that the alternator could be considered for motor vehicles.

Most automotive alternators are three-phase, and use an array of six power diodes for rectification, Fig. A. The commutator and high-current brushes, both sources of unreliability, are thus eliminated. The power windings are stationary, and not subject to rotational forces. Their construction is therefore less critical, and being nearer the outside of the unit, they are more easily cooled. Theoretically, therefore, an alternator of this type

It is of course possible to construct an alternator in which the field is formed by the stator. This resembles a dynamo, and has most of its drawbacks, including sliprings which carry the main load current from the rotor. For this reason it finds no application in vehicles.

should have a better power/weight ratio and power/volume ratio than a dynamo. This is not the most important consideration, however. As the rotor provides only the steady field, it does not need to be laminated, and can be made from solid iron, carrying a low-current coil fed from light sliprings. It is this robust rotor construction which gives the alternator its potential for use in vehicles, Fig. B.

As development of the piston engine proceeds, the trend is to produce more power from a given engine capacity by increasing rotational speed. This means that the dynamic range between tick-over and maximum revolutions is widening. The armature of a dynamo, containing heavy conductors in weak laminations, has a speed limit above which it will disintegrate. As the dynamic range of drive speed increases, its output at the low speed end deteriorates; as the dynamo top speed cannot be increased, the dynamo speed at tick-over must be reduced. In ever denser traffic, the speed/time history of a dynamo becomes such that it is not possible to maintain an adequate state of charge in the battery as well as powering all of the accessories. Darkness and/or fog aggravate this situation. The strength of the rotor in the alternator means that it can run at considerably higher speeds without disintegration. It can be driven from the engine at a higher ratio, which means that it can still provide useful output at engine tick-over speeds.

In general, the dynamo rotor is carried on a ball race at the drive end, to

resist the side-thrust from the drive belt, and the commutator end runs in a sintered bush. In the alternator the bush is replaced by a second ball or needle-roller race, because of the higher angular velocity encountered in service. Rectifier diodes are mounted on heat sinks at one end and the high current flowing in these diodes causes heat to be generated. The use of press-fit diodes is common: they have approximately one-half the thermal resistance of comparable stud mounting devices. Cooling air is drawn over the heat sinks, through the stator coils and rotor, and expelled, by the fan — usually mounted next to the drive pulley. As the bulk of the alternator is easily cooled, it is less necessary to design for low iron and copper losses, and it is possible for this and other reasons to make an alternator around one half of the weight of an equivalent dynamo.

This reasoning exposes the only drawback of the alternator; owing to the heat generated in the diodes and the stator, the alternator is less efficient than the dynamo. The extra heat is dissipated with the help of the fan, which experiences very high revolutions due to the drive ratio employed. As a result a loud whine is radiated. As the electrical system of the average car consumes only one or two percent of the engine power, efficiency is of little consequence. The noise problem can be overcome by the use of aerodynamically

designed fans with shaped blades, instead of the pressed steel economy versions mostly fitted at present. Control of most alternators is by way of the field current, as the peak e.m.f. is proportional to the product of rotational speed and field current. The current is fed to the rotor by light brushes and sliprings. Unlike the commutator in a dynamo, sliprings have no discontinuities, and as the field current is only a few amperes, brush life can be very long.

A different technique exists for alternators which use a permanent-magnet rotor. Three of the diodes in the bridge are replaced by thyristors which control the output directly. Because the frequency of the output is proportional to rotational speed it is difficult to arrange phase control of the s.c.r.s, so the practice is to fire them for integral half-cycles. It is left to the battery to average out the voltage. Such a regulation circuit may be built into the alternator body, which makes for simple installation, but in the case of a failure the entire unit must be replaced. The main advantage of this type of alternator is that there are no brushes, and the life of the unit before maintenance is governed by the bearings.

Returning to the conventional type, the field current is controlled by the regulator, which senses the output voltage. Many makers use a mechanical regulator similar to the type used with dynamos. This is not good practice as

the improved reliability of the alternator is marred by the inherent unreliability of the mechanical regulator. A better approach is to use a power transistor to control the field current, in conjunction with a zener diode reference circuit, Fig. C. This type of circuit can also be built into the alternator body. The circuit does not have the current limiting action required with most dynamos. The reason for this is the different characteristics of the alternator. The output is alternating, and the source impedance is inductive, Fig. D. At maximum field current, the peak e.m.f. available is proportional to rotational speed; the frequency of the output is also proportional to r.p.m. so that as the e.m.f. rises so also does the internal impedance. Overload current capability is thus essentially independent of rotational speed. The maximum field current case must be taken, as the voltage regulator will increase the field current under overload conditions to attempt to maintain the output voltage.

The current in each phase of the stator windings is not sinusoidal, but is high in harmonic content due to the diodes conducting on peaks. As the load current rises, this effect becomes more pronounced, until the current is controlled only by the impedance. The maximum current an alternator will deliver is thus fixed at the design stage to be within safe limits, usually governed by dissipation.

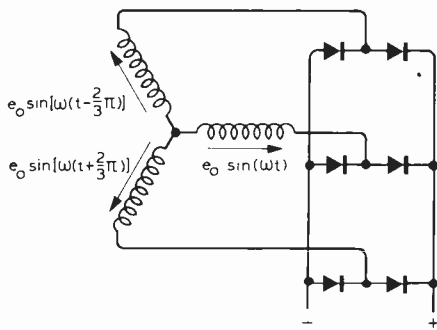


Fig. A. Six-phase rectification provides d.c. from the alternator output. For alternators with a permanent-magnet motor, the three right-hand diodes are replaced by s.c.r.s.

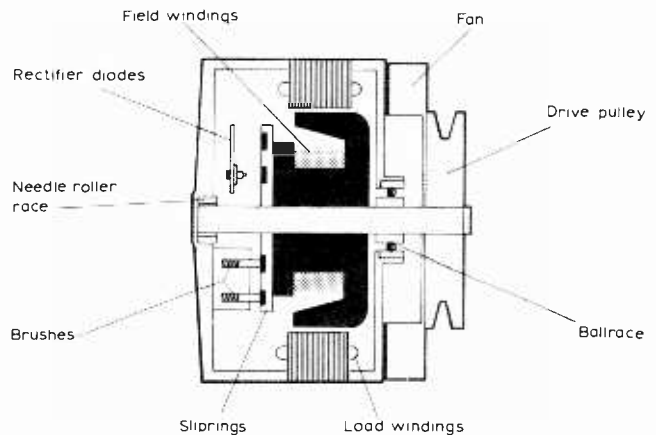


Fig. B. By making power windings in alternator stationary a better power/weight ratio is obtained. Rotor provides a steady field, therefore laminations are not needed, and slip-rings are low-current.

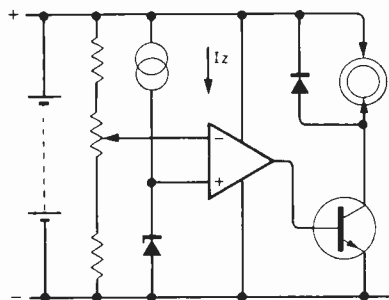


Fig. C. Electronic control circuit can be built into alternator body and is more reliable than electro-mechanical types.

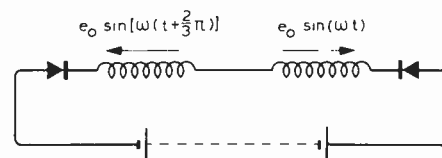


Fig. D. Equivalent circuit of one rectification path, neglecting second order effects. Diodes cause high peak content current; inductance limits peaks, protecting diodes and windings from overload.

cut-out, so that it would glow when the cut-out opened. The diodes in an alternator eliminate the cut-out and there is no obvious place to connect an ignition light. Many regulators employ tortuous means to control a light, some require a relay in addition to the regulator.

The circuit shown here is in fact a separate unit, and simply shares the regulator circuit board for convenience. There is no theoretical reason why the circuit should not be built near the ignition light in the dashboard. On most vehicles, however, the wire from the earthy side of the ignition light is brought out near the regulator.

When the battery voltage is 12 volts or less, negligible current flows through D_2 , and Tr_4 is switched off. Thus current flows through R_5 into the base of Tr_5 and the ignition light is on. When the battery voltage rises above 12 volts, Tr_4 turns on and Tr_5 off, and the light is extinguished.

Construction

The engine compartment of a motor vehicle is the exact opposite of the ideal environment for electronic equipment, and this must be considered in the design stage. The worst enemies are vibration and shock, and any steps taken to reduce the effects of these will result in improved reliability. To achieve reliability in this device, the following steps should be taken.

- Fit the 2N3053 transistors with TO-5 mounting pads to give rigid support.
- Mount R_1 (a 3-watt wire wound type and conservatively rated for reliability) to the circuit board with loops in the leads to allow for movement due to expansion, and to give resistance against shock to the brittle glass construction. The heat developed in R_1 is useful in driving out moisture from the circuitry.
- Choose cermet construction for R_9 .
- Make remaining resistors 1/2-watt 5% types. None dissipate their rated

power, but 1/2-watt devices are mechanically robust.

- Install the zener diodes snugly in contact with the p.c. board. When bending the leads, take care not to place any stress on the glass-to-metal seals where the leads enter the body. Unnoticed damage to these could cause unpredictable failure subsequently.
- Specify high quality glass fibre for the printed circuit board; it has to sup-

port the connections to the vehicle wiring.

Connections can be made using RS Components Barrier blades type 1 with one end cut off. The blades can be fixed to the board with two 4BA screws and nuts, and are compatible with standard 1/4-in automotive push-on connectors. The earth blade screws are countersunk into the lid of the diecast case, and the p.c. board mounts on them using

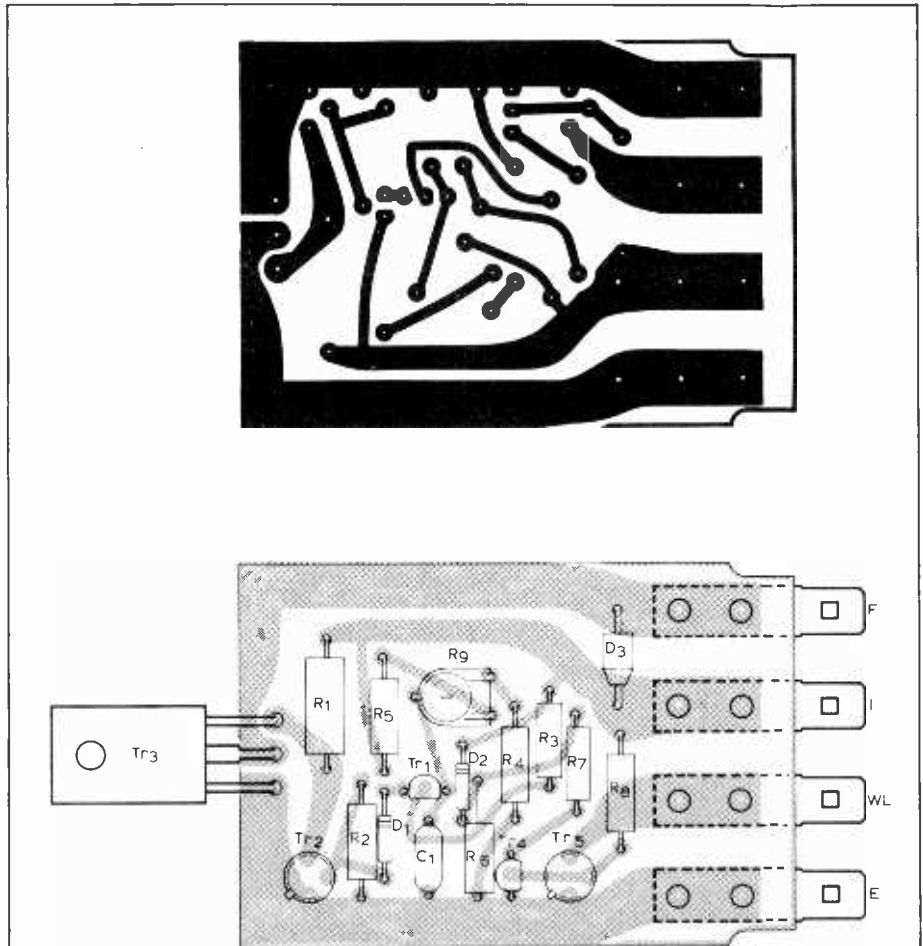


Fig. 2. Component-mounting board is mounted in die-cast box which is also used as heat-dissipator for Tr_3 (insulated by mica washer). M. R. Sagin, of 23 Keyes Road, London, NW2 plans to supply boards for £1.65 inclusive.

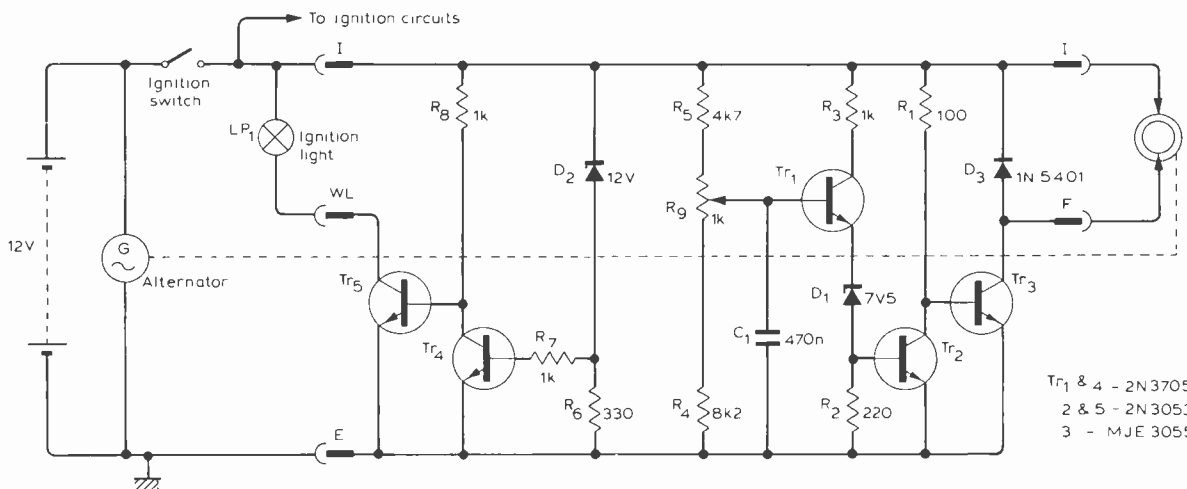


Fig. 1. Electronic alternator circuit can be used with most automotive alternators and is built into RS Components diecast box, type 993.

Tr_1 & 4 - 2N3705
 2 & 5 - 2N3053
 3 - MJE 3055

spacers or full nuts. The "ign" blade is actually two blades mounted one above the other on the same pair of screws, again with suitable spacers. The wire from the ignition switch provides power to the circuit via one blade, the other blade supplies a positive feed to the alternator field coil. The opposite end of the circuit board is held by the substantial leads of the MJE3055 power transistor, suitably bent, which is held to the case by a countersunk screw and insulated by a mica washer.

Testing

- When the regulator is complete
- Connect a dummy ignition light (12V 3W bulb) from I to WL.
- Connect a dummy field load (12V 24W bulb) from I to F.
- Connect variable 3A power supply*, + to I, - to E.
- Set R_9 to mid-range and switch on at 12V. Both lamps should be on, and increasing supply to 13V should extinguish ignition light.
- Adjust R_9 so that 24W lamp is just extinguished at 14.4V.

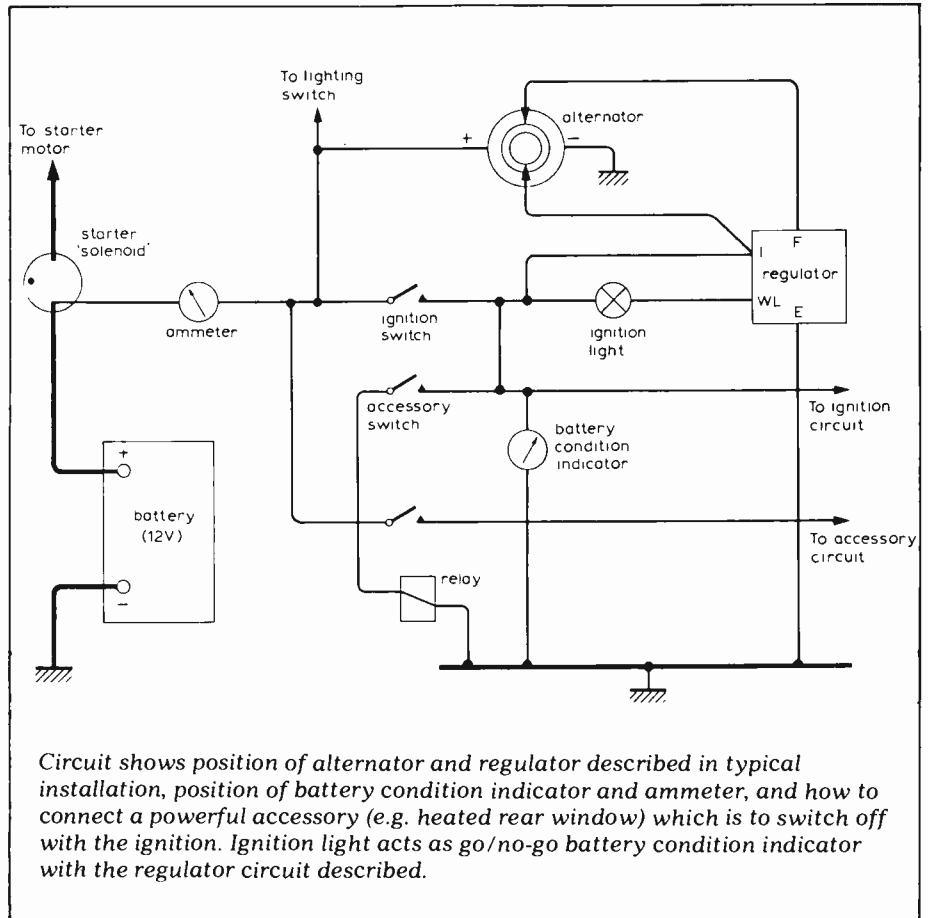
Installation

If the unit is to replace a mechanical regulator on an existing alternator system, it only now remains to make the necessary wiring changes and install it. The case must be provided with suitable cut-outs to clear the blades when the lid is installed. It is advisable to make the clearance as small as is practicable, to resist ingress of oil or water, consistent with ensuring that under no circumstances can a short circuit to the case occur. The empty case is mounted to the vehicle with grommets for vibration isolation, and then the circuitry, mounted on the lid, is fitted to the case. The mounting position must be chosen so that the unit is not subject to direct radiant heat from the exhaust manifold, nor exposed to road spray entering the grille.

Installing the alternator

It is difficult to give specific directions, as there are as many variations on installation as there are vehicle types. Obviously the crankshaft pulley and the alternator pulley must lie in the same plane, if the drive belt is not to suffer. The sizes of these two pulleys must be in the inverse ratio of engine and alternator max. rotational speed, so that the alternator is driven as fast as possible at tickover. To achieve this, the alternator pulley is removable, and different sizes are to be had. In some cases a belt of different length may be needed to accommodate the change.

*Failing a variable supply, a car battery can be used, in conjunction with a couple of ordinary U2 cells in series to increase the voltage.



Circuit shows position of alternator and regulator described in typical installation, position of battery condition indicator and ammeter, and how to connect a powerful accessory (e.g. heated rear window) which is to switch off with the ignition. Ignition light acts as go/no-go battery condition indicator with the regulator circuit described.

The main output feed from the alternator should be taken direct to the ammeter terminal, or, for those who are not prepared to fit one, direct to the terminal on the starter solenoid. Remember to disconnect the battery first, or you may be reminded in forceful terms. The feed wire may seem of gargantuan proportions to those more familiar with electronics than with cars, but is it necessary because of the heavy, peaky, current; similarly all connections must be made in the same spirit. Fortunately, the field wiring is less formidable, and this should be hooked up (referring to boxed wiring diagram) using 1/4-in blade receptacles and stranded wire adequate for the field current of about 3A. The earth wire to the E terminal should be of heavy gauge to prevent instability, as it carries field current and is the zero reference to the regulator. Similarly, the I wire to the ignition switch must feed only the regulator (and the field) so that the voltage at the I terminal is the same as the battery voltage, apart from a small drop in the ignition switch itself, which is insignificant if vehicle wiring is sensibly laid out. Any heavy loads should be switched by relay direct from the ammeter or solenoid terminal (see boxed diagram).

It is easy to arrange for these loads to switch off with the ignition if desired by supplying the coil current from switches fed by the ignition switch. In this way the ignition switch contacts are relieved of wear and the operation of the regulator is not impaired. Provided that the regulator worked on test, and

the installation is correct, it should work immediately in the vehicle.

Reconnect the battery and switch on the ignition. The light should be on. On starting the engine the light should go out as the revs are increased. The battery voltage should be re-checked and R_9 re-adjusted if necessary. If a suitable ammeter is available it can be placed temporarily in the field circuit, when the field current will diminish as revs increase. Do not disconnect the field circuit when the ignition is on; the collapsing flux in the field can impart a nasty shock. With the ignition as the only load, the warning light should not come on at tickover, it may not come on if sidelights are switched on. The light should come on if headlights are switched on at tickover, and should of course be extinguished as soon as revs are increased. This serves as a useful reminder not to leave on the head lights of a stationary vehicle.

Application

The circuit shown here will operate all negative-earth alternators on which there is access to both ends of the field winding. Apart from the output terminal, any other connections may be ignored. A few types may have one end of the field earthed, and if the alternator cannot be modified, the regulator may be rebuilt in complementary fashion to provide a positive output rather than a current sink. The ignition light circuit can be left as shown. A few positive earth alternators were made, and the entire circuit may be rebuilt using complementary devices. □

A versatile waveform generator

Trapezoidal waveform with variable ramps and plateaus

by **N. H. Sabah**, Ph.D., M.I.E.E. and **M. Adham**, Department of Electrical Engineering
American University of Beirut

Although originally intended for driving electromechanical devices in medical research, this circuit produces a number of waveforms which are useful as a teaching aid or for studying the steady state and transient responses of electronic circuits. The output can be free running or externally triggered to produce an integral number of cycles.

A BLOCK diagram of the waveform generator is shown in Fig. 2. Integration current, I_i , for the integrate-and-hold circuit is supplied from a gated hysteresis switch whose output is either $+V_h$ or $-V_h$. An output $-V_h$ causes the integrator output to rise linearly until it reaches a predetermined positive hold level, $+V_d$. At this point the output of the positive limit detector changes from its negative to its positive limit. With S_2 in the "up" position, this change is transmitted to input E after a pre-

selected delay which determines the duration of positive hold. During this time, input F is at its positive limit. When E also turns positive, output H changes from $-V_h$ to $+V_h$ provided that S_5 is in the grounded or free-running position. This reverses the polarity of I_i and causes the integrator output to fall linearly. As the integrator output falls, output B changes from its positive to its negative limit and transmits the change to input E. When the integrator output reaches a predetermined negative hold level, $-V_d$, output B changes from its positive to its negative limit. With S_3 in the "up" position, this change is transmitted to input F after a preselected delay which determines the duration of negative hold. When F goes negative, and with E now negative, output H goes from $+V_h$ to $-V_h$, again reversing the polarity of I_i . The integrator output rises linearly from negative hold, and the

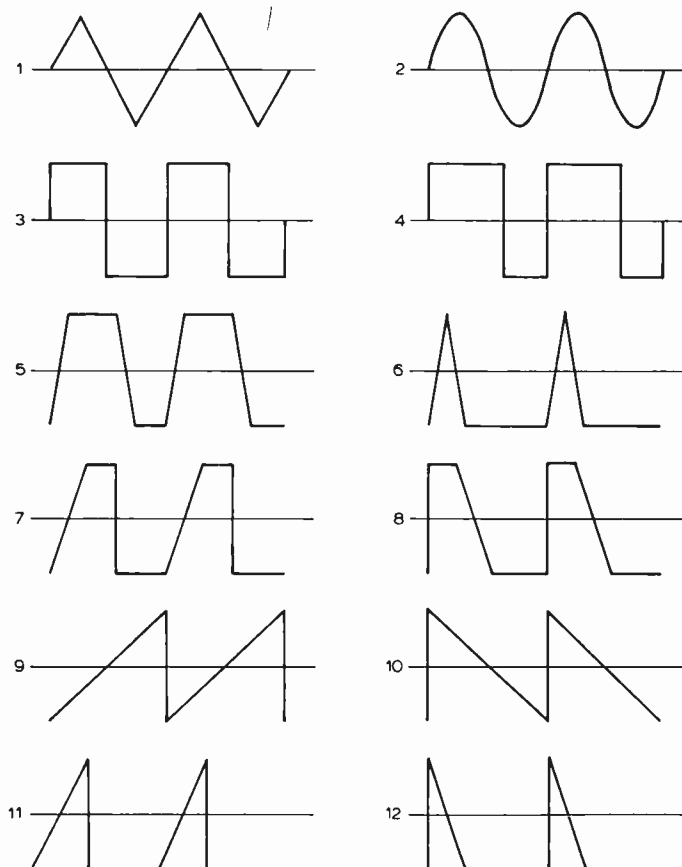


Fig. 1 Waveforms provided by the generator.

Specifications

Frequency range: Durations of ramp portions, positive and negative plateaus are independently variable from 0.5ms to 50s in five decade steps with a 1:12 continuous variation over each range. Standard frequency range for triangular, sinusoidal and square waveforms is 0.01 to 1000Hz, and 0.005 to 500Hz for rectangular and trapezoidal waveforms. Both ranges may be extended by at least one decade by increasing the value of the integration capacitance.

Output level: Continuously variable up to a maximum of $\pm 10V$ pk-to-pk.

Unwanted signal in output: less than 5mV pk-to-pk.

Output symmetry: Within 1% for all waveforms.

Variation of output amplitude between waveforms: less than 1%.

Frequency response: Within 0.2% over the specified frequency range.

Output resistance: less than 10 Ω .

Minimum load resistance: 1k Ω .

Triggered mode: A single waveform cycle at a preset delay, or an adjustable, integral number of cycles. Every cycle begins and ends at the most negative level. Manual triggering facility also provided.

Linearity of ramp portions: within 0.5%.

Distortion in sinusoidal output: less than 1%.

Square and rectangular rise and fall times: less than 1 μs with no overshoot at maximum output level into a 10k Ω resistive load.

Setting error of timing ranges: less than $\pm 0.5\%$

Frequency stability: short term drift — less than $\pm 0.1\%$ of setting for 20 min. Long term drift — less than $\pm 0.5\%$ of setting for 24 hrs.

Output stability: drift less than $\pm 0.25\%$ of pk-to-pk amplitude for 24hrs.

Temperature stability from 0 to 50°C: frequency — less than 0.02% per °C. amplitudes — less than 0.01% per °C.

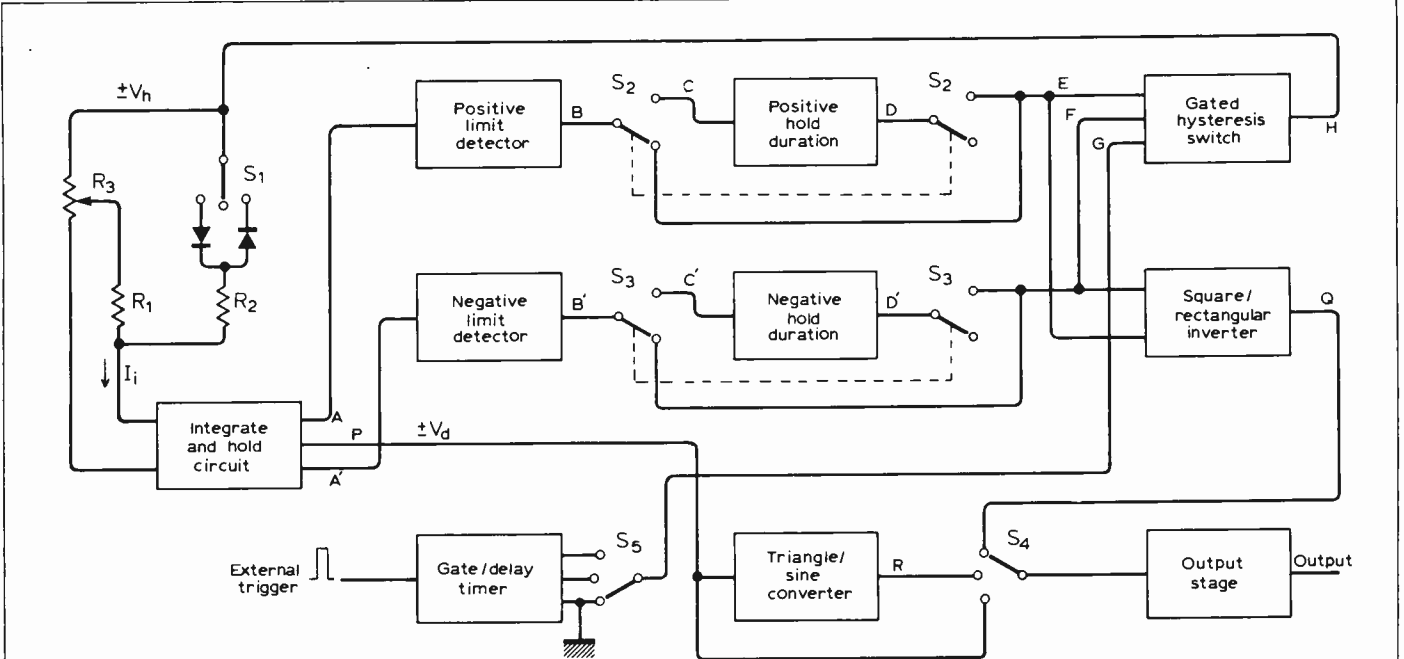


Fig. 2 Block diagram of the waveform generator.

voltage at F turns positive so that the cycle is repeated indefinitely. Output P is a trapezoidal waveform with the durations of the positive and negative plateaus determined by the positive and negative hold duration timers. Either or both of these plateaus may be eliminated by switching S₂ or S₃ to their down position. The integrator rise and fall times are determined by the values of the integrator capacitance and I_i. With S₁ open, the magnitude of I_i, as determined by R₃, will be the same for +V_h and -V_h, thereby giving equal rise and fall times. If S₁ is in the left position, then because R₂ < R₁, the fall time of the integrator will be smaller than the rise time. The converse is true when S₁ is in the right position. With S₂ and S₃ in the down position and S₁ open, the integrator output at P will be a triangular waveform of equal rise and fall times. A sine-shaping network converts this to a sinusoidal waveform, and a square-wave output is available at Q as an inverted version of output H. If S₂ and S₃ are moved to the up position, a trapezoidal waveform appears at P and the rectangular waveform at Q. With only S₂ in the down position, waveform 6 appears at P. If S₁ is in the left position, waveforms 7, 9 or 11 will be generated, depending on the positions of S₂ and S₃. Similarly, waveforms 8, 10 or 12 will be generated when S₁ is in the right position. The output waveforms are fed through a selector switch S₄ to the output stage. Switches S₁ to S₄ can be combined into a single twelve-position waveform selector switch.

When S₅ is in the up position, input G is at its most positive level and output H will be forced to remain at +V_h. Also, the output of the integrate-and-hold circuit will be maintained at negative hold. If an external trigger pulse is received, G is grounded for a period set

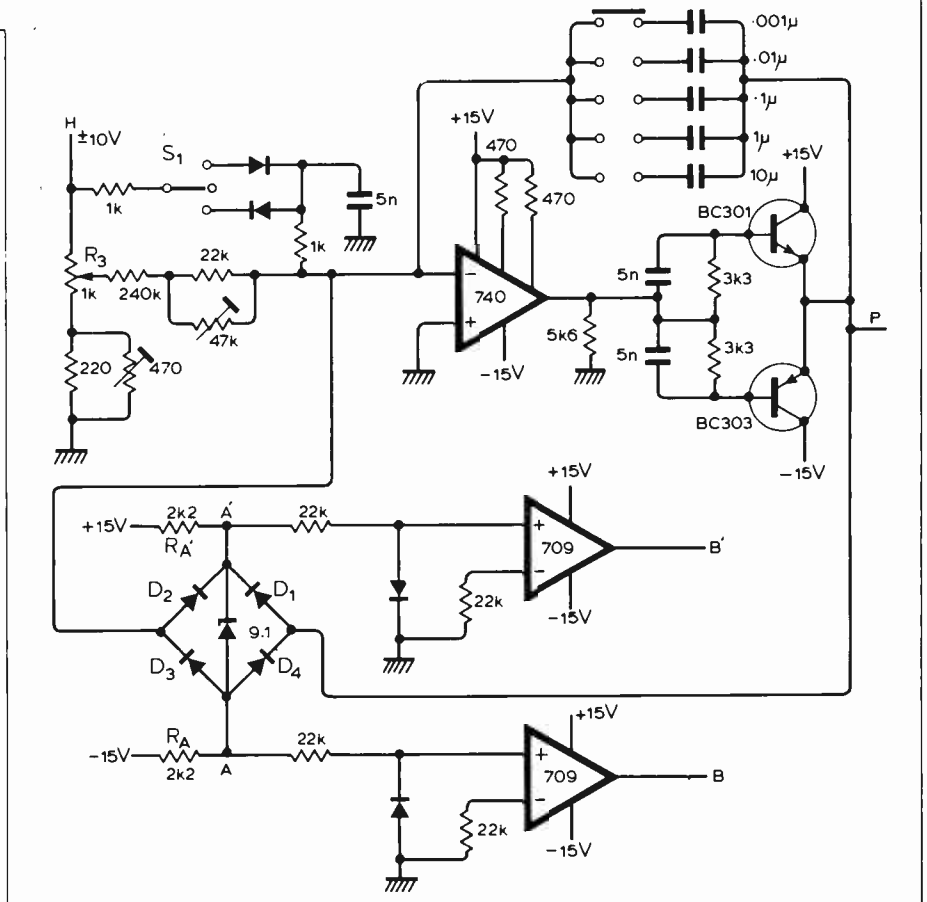


Fig. 3 Integrate-and-hold circuit and limit detectors.

by the gate/delay timer and, during this period, the circuit operates in the free-running mode. At the end of the timing interval, G reverts to its positive limit, the circuit completes the cycle and latches at negative hold. Therefore, an integral number of waveform cycles will be generated following an external trigger, and the number will depend upon the gate/delay timer and the period of the generated waveform.

When S₅ is in the middle position and a trigger pulse is applied, a single waveform cycle is generated after a delay set by the gate/delay timer.

The insertion of positive and negative hold delays between the limit detectors and the hysteresis switch allows independent setting of the positive and negative plateaus, irrespective of the duration of the ramp portions. Each of these durations is

the non-inverting input of the op-amp is connected to $-15V$ and to the positive potential at C. The net potential at the input of the op-amp is negative and the output of the op-amp is at its negative limit. When the u.j.t. fires, the isolating f.e.t. conducts and the output of the op-amp switches to its positive limit. When the voltage at C changes to its negative limit, the op-amp output will switch immediately to its negative limit. Simultaneously, the u.j.t. is turned off and the circuit is reset.

It is advantageous to use a programmable u.j.t. for the timing device because it reduces the peak current to less than $0.2\mu A$. Because the minimum current from the f.e.t. source is about $20\mu A$, charging of the timing capacitor is linear. The total delay for the hold duration circuit is variable from $0.5ms$ to $50s$. The negative hold circuit is very similar to Fig. 4 except that the p-channel f.e.t. inverter at the input is omitted and the isolating f.e.t. connected to the voltage divider is an n-channel source follower.

Hysteresis switch

The hysteresis switch in Fig. 5 consists of two 709 op-amps with complementary emitter follower followers. The integrate-and-hold circuit is supplied from point H, across a zener diode in a bridge configuration. The non-inverting input of the amplifier is connected to inputs E, F and G through $56k\Omega$ resistors and to point H through a $33k\Omega$ feedback resistor which introduces hysteresis. The second op-amp is paralleled with the input of the hysteresis switch so that the voltage at Q is the negative of that at H. When the integrator output is at negative hold, H will be $+10V$. Hence, the square and rectangular waveforms should be taken from Q if all waveforms are to be at their most negative level when input G is at $+15V$.

Gate/delay timer

In the timer circuit of Fig. 6 two complementary transistors are connected as a regenerative pair. Normally these transistors are in the off state and are switched on by the leading edge of a $10V$ positive trigger pulse. When the regenerative pair switches on, the timing capacitor is charged by the f.e.t. current source. The programmable u.j.t. fires when its anode potential exceeds the gate potential, and diverts current from the base of the n-p-n transistor. This switches the regenerative pair off and resets the timer.

During gated operation, point G of the hysteresis switch is connected to the collector of Tr_1 so that once the circuit has been triggered, point G will be grounded throughout the timing interval. During this period, an integral number of waveform cycles will be generated. At the end of the timing interval the potential at point G reverts to $+15V$, and the output of the hysteresis switch latches at its negative limit after completing a waveform

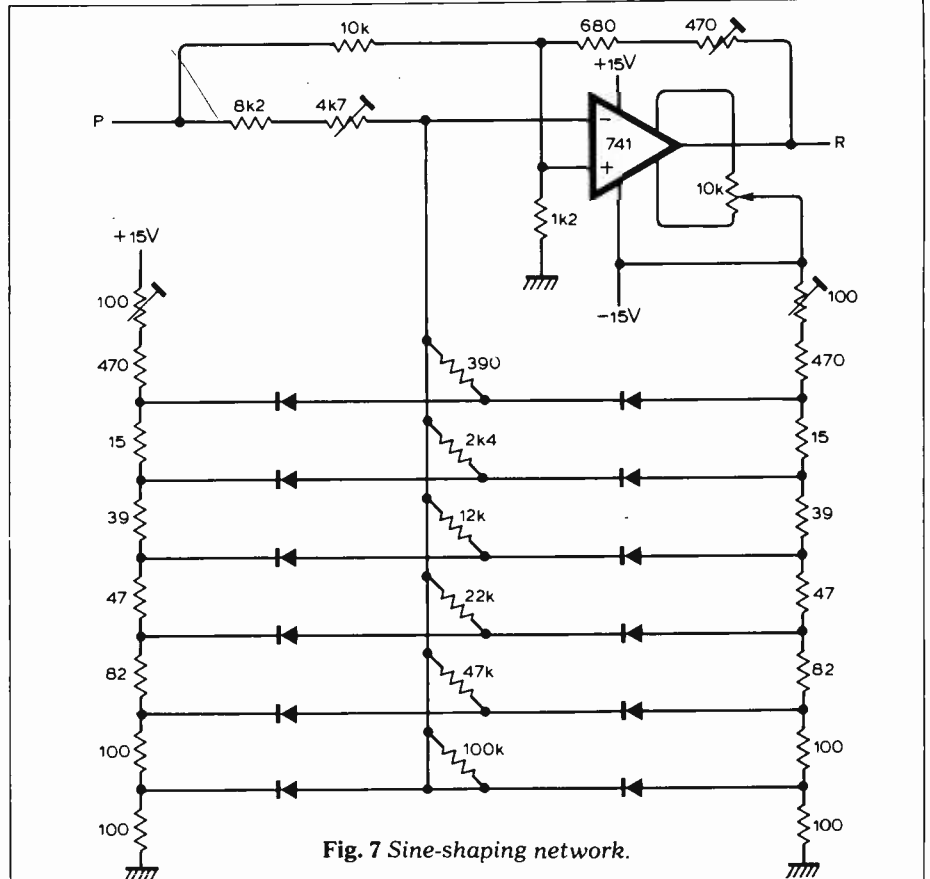


Fig. 7 Sine-shaping network.

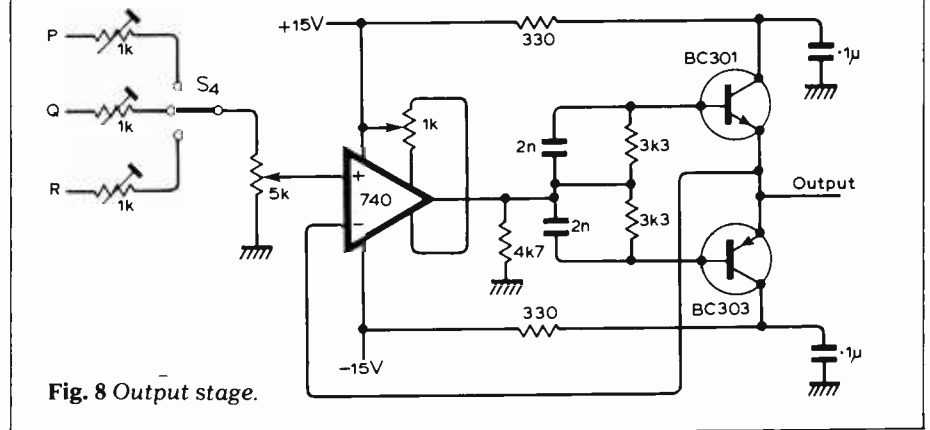


Fig. 8 Output stage.

cycle. For single-cycle operation, point G of the hysteresis switch is connected to the collector of Tr_2 so that once the circuit is triggered, point G will be only momentarily grounded at the end of the timing interval. A single waveform cycle will then be generated, after a delay equal to the timing interval. The timing interval is also variable from $0.5ms$ to $50s$. Provision is made for manual triggering in single-cycle or gated operation by a push-button switch.

Sine-shaping network and output stage

The sine-shaping circuit in Fig. 7 uses a diode/resistor network between the non-inverting input of an op-amp and ground. Each quarter cycle of the sinusoid is approximated by seven segments and the $4.7k\Omega$ variable resistors are adjusted to give the closest approximation to a sinusoid. The 470Ω variable

resistor adjusts the amplitude of the output waveform.

The output stage in Fig. 8 uses a $\mu A740$ f.e.t. op-amp as a unity-gain follower, with a complementary emitter follower within the feedback loop. The $1k\Omega$ variable resistors are adjusted so that all of the output waveforms have a maximum pk-to-pk amplitude of $20V$. A $5k\Omega$ potentiometer varies the output amplitude between zero and the maximum value. The output is short-circuit-proof and can supply a peak current of about $15mA$.

References

1. N. H. Sabah and M. Adham, "A Function Generator for Neurophysiological Applications", *IEEE Trans. Biomed. Eng.* Vol. 21: 62-63, Jan 1974.
2. R. Liu, "Zener diode in op. Amp's loop enables symmetrical clipping", *Electronics*, Vol. 43: 105, 1970.
3. Application Note No. 90.70, General Electric Company, Syracuse, New York.

NEWS OF THE MONTH

C.b. "should be introduced"— NEC

"A HIGH quality form of citizens' band radio service should be introduced in the United Kingdom," according to a report by a working party of the National Electronics Council. "The service should operate in a specially-allocated frequency band somewhere between 100MHz and 500MHz." The technical needs of such a service "should be included in the brief for the United Kingdom delegation to the 1979 World Administrative Radio Conference (WARC)."

The working party, set up in July 1977, comprised members from the British Radio Equipment Manufacturers' Association, the IEE, the IERE, the Electronic Engineering Association and GEC, under the chairmanship of Mr A. L. Witham of the IBA. Representatives from the Home Office and the Post Office also attended as observers but, hardly surprisingly, disassociated themselves from the working party's report. The paper notes, however, that they did provide information to the working party.

The report, published in the May-June issue of the National Electronics Review, details two possible kinds of modulation for the service. Amplitude modulation is unacceptable because of the interference it may cause to tv sets, radios and audio equipment. It notes the considerable interference problems that have occurred in the United States, Italy and Holland. The preferred system is narrow-band frequency modulation (n.b.f.m.), which is already proven, relatively cheap and economical in bandwidth. Single-sideband suppressed carrier modulation (s.s.b.s.c.) may be a better system in terms of lower power requirement, the elimination of audible beat frequencies from interfering adjacent carriers, and its need for only about half the bandwidth of n.b.f.m., but s.s.b.s.c. is a technique which is still only experimental at u.h.f. It also needs careful design to avoid intermodulation interference and, for the moment, is more expensive than n.b.f.m.

The working party also say that each s.s.b.s.c. transceiver would have to be locked to the national 200kHz frequency transmissions from Droitwich. An appendix to the report by Professor W. Gosling of Bath University notes that s.s.b.s.c. at 200 MHz requires a frequency stability such that an oven-maintained crystal oscillator would be required. "This approach must therefore be rejected".

The report proposes that power output should be limited to 2-5W, lower for hand portables. Acceptable speech quality could be obtained with 10-12.5 kHz channels. "Assuming one c.b. radio per ten inhabitants, a five mile communications range and a typical urban population density, 50 channels would be required. Even allowing for possible future expansion to 100 channels a total spectrum usage of 1MHz (or 1.25 MHz) only is required."

Type approval would have to include the antenna used and spurious emissions would have to be limited to 100nW, achieved with a helical filter in the aerial feed.

The American experience suggests a pos-

sible market here for 8 million sets. However, simple four channel sets sell in the United States for £25 or less and the higher specification set which has been considered for this country is likely to cost substantially more than this. For comparison there are about 300,000 p.m.r. transmitting and receiving units in use in this country and the cheapest set costs about £250.

The size of the c.b. market, the report argues, is more likely to be near that of the hi fi industry, at £600 million. The total market is thus likely to be around three million sets. If each lasts ten years that provides an annual sale of 300,000 sets, worth a total of £40-£50 million at £100 to £200 a set. At that price, c.b. would need to offer the user the same attraction as now offered by hi fi.

There seems little doubt that the manufacturers of p.m.r. equipment keenly await the arrival of c.b. Their attitude is that it will create renewed demand for the higher specification p.m.r. equipment. They are concerned, therefore, that the specifications of the sets in use should be less designed to provide the best service for c.b. users than protect the home market from foreign competition and, somehow, also provide a large export market.

"The use of frequencies other than 27 MHz would avoid the risk of the British market being flooded by low priced equipment made primarily for the United States market. Similarly the need for type approval to a fairly high specification would require that equipment was specially designed for the United Kingdom market. Whilst this would discourage overseas competition it also introduces the risk that our own manufacturers would find no overseas market for their products. It should be the aim therefore to encourage other countries in Europe and elsewhere to have already introduced c.b. or similar services at around 27MHz, to reconsider their policy in favour of a higher grade of service of the type discussed here."

This report must be considered a major setback in the Home Office's opposition to citizens' band. For one thing the NEC is immensely prestigious. Its president is Lord Mountbatten, and the chairman is the Duke of Kent, who has taken a great interest in the electronics industry. Its membership includes top civil servants from the seven most important government departments, and representatives from the universities, the National Economic Development Office, the trade unions, the professional institutions, the BBC and IBA, EMI, Ferranti, GEC, ICL, and STC, all represented at the highest levels. Moreover, the council is not just, as might be expected, "considering the working party's report," but is itself now recommending the commencement of a c.b. service.

The situation is that two members of the Royal Family as well as around ten of the highest ranking members of our non-political civil service have aligned themselves in opposition to Government policy on radio communications. A number of implications flow from that. One is that the evidence in favour of c.b. is overwhelming.

It is especially significant that the NEC insists that citizens' band, contrary to the Home Office view, is a matter suitable for discussion by the WARC in 1969. The Home Office has always maintained that this and other controversial matters are inappropriate for discussion by WARC, but are matters for national PTTs to decide on their own.

The document also contains many other points of interest. Although they say that the c.b. service should be placed between 100MHz and 500MHz, they add that frequencies above 200 MHz may be unsuitable because the required transmitter power for a given range rises steeply above 200 MHz. It so happens that the military communication band from which many advocates of c.b. have said the frequencies could be taken extends, according to the Home Office, from 225MHz to 400MHz. We are therefore left with frequencies up to 200MHz or a little above.

But the Council refines its remarks further: "The type of c.b. service envisaged falls within the general category of the Land Mobile service although its use for leisure craft in inshore waters should not be ruled out. The United Kingdom delegation will go to . . . WARC with a brief to seek an overall increase in the frequencies allocated to the Land Mobile Service and there seems little reason why part of this should not be set aside for the application discussed in this report. Even 50 channels would occupy only 500 kHz and total increases of 70MHz are being sought." Clearly the broadcasters, who include the working party's chairman, have argued that, since the mobile radio lobby will benefit ultimately from much increased business they ought to forfeit the necessary frequencies. It would be a great pity of the project were to founder on that argument.

Lastly, the proposal to lock the transceivers to the Droitwich or some other standard frequency transmission seems a little naive. It is not just that a failure in such a transmitter would put all the c.b. radios off the air, or that not all of the transmitters have back-ups for the frequent maintenance periods. The use of the transmissions for hand-held portable transceivers is very different from the stationary laboratory equipment that the transmissions now benefit. The transceivers would need ferrite rod aerials, which are directional, something like 7in long. Has account been taken of the directions of polarisation of these various standard frequency transmissions all over the world? If, like the Rugby transmitter, they are horizontally polarised that makes for a very wide transceiver. The signal is not received everywhere, and must be monitored to make sure that a good signal is being received. How will the transmitters operate in buildings which act as effective electronic screens? There are many other problems. Suppose that some local interference is generated at or around 200 kHz, for example. All of them can be overcome, but they require the use of a refined and so expensive receiver. □

Government thinking on microelectronics begins to emerge

A DOWNING Street statement issued on June 19 has confirmed recent press reports that the Government is backing the National Enterprise Board's proposal to set up a UK factory for the manufacture of microcircuits. The Central Policy Review Staff, better known as the Government "Think Tank", has been instructed to study the social and economic implications of micro-electronics, and to make sure that all the other Government departments are aware of those implications.

At the beginning of the year three working parties were set up under the auspices of the Advisory Council for Applied Research and Development (ACARD). One, under Sir James Menter, is to study the social, educational and manpower consequences of new technologies in general and micro-electronics in particular. Another, under R. J. Clayton, (see WW News, October '76, p.46) is looking at the microelectronics and semiconductor industries, and how they will affect costs and the development of new consumer and capital goods, and a third is to study research and development needs. The first two are expected to report before the end of this parliamentary session. It will be the job of the Think Tank to make sure that government departments take any proposals that result from the deliberations of these working parties on board, and the Prime Minister appears to have demonstrated his awareness of the importance of the electronics industry by associating himself closely with all these activities.

The Industry Minister, Mr Varley, is expected to announce a support programme for the microelectronics industry before this issue is published. His recommendations will follow closely those of the components sector working party of the NEDC. The figures will be less than the £80 million and higher than the £65 million predicted elsewhere, probably nearer £73 million or so. The aim is to embark on a programme which creates an infrastructure for the microelectronics industry, providing, perhaps, electron beam, ion implantation and microlithographic equipment and the skills to operate them, the latter to be an important part of Varley's package.

It is not expected that our photolithographic needs will be met with men and machinery entirely in this country, but the DoI appear to believe that we have adequate skills in the other two areas to meet our needs. The industry ought to be able to offer a wide range of design, process (m.o.s, c.m.o.s, bipolar and c.d.i. techniques, for example), mask-making and computer-aided test facilities to industry. Industry will be provided, initially, with £15 million as an encouragement to make use of microprocessor techniques, it was announced on July 4.

Some £55 million of the DoI's package will be earmarked for creating these facilities, including £15 million for the infrastructure. Investment from other sources should bring the total to £100 million. Another £20 million of government help will be devoted to investment in the production of such standard devices as memories and microprocessors, later microcomputers, as a means of import substitution, with a view to getting 10% to 15% of the world market. Investment here would total £120-£140 million.

Some clues as to how the Industry Department views the uses of electronics were offered in a little-noticed speech by Parliamentary Under Secretary of State Les Huckfield at a seminar held in Birmingham by the Institute of Production Engineers on May 25. He said Britain was not doing enough to develop microelectronic techniques. The opportunities microelectronics offered to industrial production were every bit as great as those offered the service sector in pocket calculators, petrol pumps and cash registers. Some of these opportunities had been grasped: "Yet at present, apart from numerically controlled machine tools, which have been around for some time, there is little other use of computing technology on the shop floor in the engineering industries. The impact on product testing, quality control, inspection and automatic assembly is negligible in this country."

"For its part my Department has long recognised the importance of microprocessors in the industrial context. The various industry requirements boards have come more recently to involve manufacturing industry directly with Government research establishments in project work. In terms of financial assistance there are schemes available, including the product and process development scheme, which it is hoped will encourage the design and production by UK manufacturers of equipment incorporating microprocessors. Effectively the PPD scheme has been fully operational only since the beginning of this year but industrial interest has been gathering in recent weeks and the Department has 221 applications in the pipeline, including some for microprocessor applications, which if approved, could represent as much as £46 million of additional investment in UK industry."

"In addition, my Department is examining carefully the ways in which additional specific support may be given for tackling the three main areas where positive encouragement from Government may help to guide this new industrial revolution along the right lines: education and training; consulting facilities; and applications of microprocessors and project support."

The Downing Street statement mentioned the NEB proposals as one of three solutions to the problems posed by the need to build up a successful micro-electronics industry: the first is to develop a manufacturing base for the supply of microcircuits; the second is to encourage British industry to take full advantage of the new technology and to apply it fully in a wide range of possible uses. The third problem to be tackled is the largely unknown effect that microelectronics and changing technology will have on employment and other things, and how society is to adapt itself to these changes. This is the reason for the Prime Minister's calling in the Think Tank.

Meanwhile GEC and Fairchild are planning to set up a microelectronics company in competition with that which the NEB may fund. The initial capital would also be £50 million. GEC have led the criticism of the NEB project saying, along with Tory spokesman Sir Keith Joseph, that such ventures should be undertaken by private enterprise. (If so, why haven't they been?) The American, French, German, and Japanese Governments have put huge sums into microelectronics.

The National Economic Development Office's working party on electronic components has just produced a report (June 23) saying that the NEB's choice to set up a new company with expertise from the United States is the riskiest and most expensive option open to the electronics industry. The other choices are for an established British company to move from specialised components into mass production i.c.s, and for a British company to link up with an American company in a joint venture, as GEC and Fairchild are doing. The report does not firmly advocate one course rather than another. British companies have not been too willing to move into mass-production i.c.s.

Whatever the outcome of all these plans and proposals there is no doubt at all that the NEB plan has shaken the British electronics industry to the core. Depending, of course, on the result of the coming general election, the future for Britain's electronics engineers looks quite a bit brighter. □

Optical record players soon?

"ROLL ON ALP" is how we forecast the coming of a high-density audio disc, when reporting the emergence of the Philips VLP video disc system. Now, five years later, Philips announce ALP under the name Compact Disc, saying a player will be demonstrated in September.

Based on VLP techniques, the disc revolves with constant tangential velocity of 1.5m/s (VLP playing time was extended last year to one hour by using the constant tangential speed mode). But because the storage density for audio is not so critical, it has been possible to trade some of this capability, firstly for size — the ALP is 4in or 110mm in diameter — and secondly for a lower recorded bit rate (Philips won't give the exact figure), which means the lower-wavelength gallium arsenide diode laser can be used instead of the helium-neon laser still used in VLP. And as the modulation is a 14-bit linear pulse code

all the usual benefits of digital systems will accrue.

● Pioneer Electronic Corp. has just announced a 50:50 joint venture with MCA Inc, called Universal Pioneer Corporation to develop and manufacture an optical video disc based on a helium-neon laser and of 30cm diameter.

The new company is scheduled to produce players and discs for the industrial market late in 1978. Pioneer say they will also produce players for the consumer market "sometime in 1979" but MCA will not be supplying discs for this market, because of the exclusive agreement with Philips. (Philips say they have not yet granted licences for making VLP players). MCA Disco-Vision Inc are supporting introduction of VLP players in the USA this autumn with between 200 and 300 titles at a price "somewhat higher than an audio l.p., but not too much higher." □

Systems rivalry for international viewdata and teletext

THE UK Post Office is going ahead with its public viewdata service in early 1979 in spite of the fact that the system they have developed, now called Prestel, may not be acceptable as a European and international standard. It is important that there should be a standardized international system of viewdata/teletext, first to allow the information retrieval to operate across national frontiers so that users have access to much more than just their own country's data banks, and secondly to allow a standard design of Viewdata/teletext terminal so that the tv set manufacturers can produce them more economically.

A rival to Britain's Prestel/Ceefax/Oracle system is the French system Antiope, which was developed by the CCETT (Centre Commun d'Etudes de Télévision et Télécommunications) at Rennes, a research organization representing both the Post Office and the broadcasting interests in France. The

differences between the two systems are explained in the box on this page. A crucial difference is that Antiope allows more than one set of alphabetical characters to be used, so that all European languages can be catered for. A CCETT report indicates, in fact, that seven sets of characters are needed to cover the major European requirements. However, there is a British proposal for a modified version of Prestel/Ceefax/Oracle which meets these European requirements and this was put forward by the British contingent at a CCITT working party held in Munich at the end of June. The CCITT (International Telegraph and Telephone Consultative Committee) is the arm of the ITU which looks after international standards in line communications.

An extraordinary situation arose earlier this year from which it appears that the British Post Office was in a divided state of mind. We understand that at a meeting in

Rennes between the British and German Post Offices and the CCETT, proposals were made for standardization of viewdata codes which, if adopted, would be totally incompatible with the present UK teletext system and the British Post Office specification for the Prestel service due to start in 1979 — a specification agreed finally with the British set makers in February of this year. These proposals would also be incompatible with the i.cs and modules being developed by the British components manufacturers for use in the sets. The proposals were, however, fully compatible with the French Antiope system.

The French are pressing ahead with selling Antiope which is not yet publicly available though it has been in use on the Paris Bourse for a year and in French banks. They have also run trials in New Orleans, Montreal, Toronto, Buenos Aires and Peru. But what may be more worrying for the British is what one French source described as "a 90% cer-

The Antiope System

Antiope is one application of the French Didon data communication system, and is the French equivalent of Ceefax/Oracle teletext and the Post Office Prestel (formerly known as Viewdata). Development was started later than that on the British systems, and it is claimed that, having the benefit of the British work, the French were able to produce an improved concept. Advantages put forward for Antiope include greater flexibility in the characters displayed and compatibility between broadcast and interactive services.

An important feature of Antiope, which is otherwise broadly similar to the UK teletext system, is that page and row starts are explicit. The system is independent of line syncs, provided by the receiver, unlike UK teletext, but transmits page and row flags as ordinary eight-bit bytes. In this way, the data on one line of the television signal is not positionally related to the characters on one row of the display. Data is transmitted in blocks from several sources, which are identified by the decoder, the flags enabling the decoder to organize the characters into the correct arrangement. The name adopted for the principle is "packaged data".

In the same way as in the UK, Antiope data is normally transmitted on "spare" lines during the vertical fly-back interval, or on picture lines if a television programme is not being transmitted. A packet of data contained on one line contains the data block itself, of 32 bytes, and a prefix containing "management" information relevant to the data. Two bytes are used as a clock run-in, in a similar manner to the UK c.r.i., followed by a one-byte framing code for byte sync. A further three-bytes constitute an identification signal to determine to which communication channel the following data block belongs. A continuity index in one byte keeps count of the number of packets of

data from the desired channel that have been received, as a check against transmission errors, and a last prefix byte, the format index, is a number equal to the number of bytes in use in the data block.

Control characters in the data stream indicate the start, finish and the number of each page, page numbers being Hamming protected. Each row is preceded by a row flag and/or a row number, also Hamming protected. Empty rows or the unused ends of rows can be ignored and the flag used to start a new row.

The page header contains the familiar page number, service name, date and time information, but also flags to indicate whether multiple alphabets are to be used, whether the following page is a control and not to be displayed and which main alphabet is in use.

Graphics are selected by control characters in the familiar way, as is the colour of the succeeding character. Alternative alphabets are commanded by code sequences (escape sequences) and it is possible to transmit a new alphabet on a control page. The familiar facilities — double-height characters, conceal, flashing, boxes, etc., are provided.

There appears to be a lack of understanding between UK and French systems engineers on the capabilities and even requirements of each other's systems. The present situation is that, since Ceefax/Oracle and Prestel have been designed to work in the UK, in their own media, they have been optimized for the purpose and work extremely well. They are intended to do one job, which is what they do. The French seem to view this as a shortcoming, and are determinedly oblivious to the views of UK engineers that to use the UK system on the Continent requires easily-incorporated changes. Even the multi-language capability of Antiope is simply obtainable by UK equipment, rather more cheaply than in Antiope.

It has been said by CCETT that UK teletext can only use eight information channels. This does not appear to be correct, since the use of existing bytes can provide eight magazines of 100 pages, each in 3200 different versions — more than ample, one would think. The French system is said to be flexible because of its package-data principle and time-division multiplexing, and so it is, but at the expense of robustness of the data. UK workers have taken advantage of the available line syncs, which provide a high degree of protection of synchronism. A missing or mutilated flag in Antiope could be disastrous.

Proposals by UK engineers to bring Ceefax/Oracle/Prestel into line with Continental requirements have been set out in a recent report. In particular, the multi-language feature has been studied and methods proposed.

Three control bits, C_{12-14} , in the page header are unused at present and it is suggested that they be used to call up eight sets of characters, seven of them covering most of the central and western European languages and the eighth a non-displayed page which would contain any other language, to be stored in an extra 1.6K r.a.m. This r.a.m. would also make possible the display of much more advanced graphics. The r.o.m. size to include all seven sets of characters would be less than twice the size currently used. By employing a small r.a.m. of 72 bits capacity, each row could use a different character set and it is even possible to use a different set for each character by calling into play a second header addressed as row 25. (Rows 24-31 are not at present used, and the use of 24, 25 and 26 would enable the above facilities to be provided.)

All these methods of extension of the system to employ different character sets can be made compatible with existing decoders, although they would not, of course, be able to respond to the new character codes.

tainty" that Antiope will be the teletext system in use giving results and information at the Olympic Games in Moscow in 1980. It would be a big contract for the firms involved — Marconi are supplying television equipment for the games — but for Antiope it would also be a major propaganda coup.

According to Keith Jones of Thorn, chairman of the newly-formed International Viewdata Teletext Co-ordinating Group, the British interested parties are united thanks to the mediation of BREMA between the broadcasters and the Post Office. The broadcasters have less reason to be committed to internationalism than the Post Office, because the wired and broadcast information systems are being ever more clearly seen as having different, though complementary functions. There is little evidence of a need for exchanged broadcast information, and what evidence there is suggests that it is much more likely to be demanded on the continent than in the UK, partly because of the legendary poverty of our scholarship of languages.

Shared standards

The Post Office, however, is, according to one observer, "committed to an international standard up to the eyeballs", since telephonic communication, which is what viewdata is, is inherently international. Viewdata is more likely to be suited to business use, and the disappointing consumer market has caused the manufacturers to turn their hopes towards the business market. The makers want a set which will receive both teletext and viewdata so that, if an unofficial promise by the Post Office to connect tv sets to the telephone network free of charge for the reception of viewdata is carried out, customers can, it is hoped by 1980, be lured towards the buying of decoder sets by the suggestion that teletext will cost them nothing off-air, and free connection to viewdata will make that too available at only the cost of the data they use. All that will be needed to push the boat out, they think, is one of those frequent Fleet Street strikes. The broadcasters, the Post Office and the makers thus have a shared interest in standardisation.

The Post Office are hoping to sell viewdata software widely abroad. Viewdata is now the general name given to a system for providing tv-displayed information disseminated by telephone lines. Prestel is the name of the service the Post Office is providing in this country. So far the Post Office have announced sales of some of their viewdata pilot trial computer programmes to West Germany and the Netherlands. A Post Office spokesman said discussions about possible sales were going on with other European countries, but these could not be named as yet. "The contract with the Netherlands," said Post Office Telecommunications managing director Peter Benton in a statement, "is another step towards world standards for viewdata visual information systems. Such standards will be of immense benefit for electronics and tv firms as well as for telecommunication authorities." (Obviously the adoption of a common standard would create much larger exports.)

The statement continued that a common display standard had been agreed by the BBC, IBA, BREMA and the Post Office, allowing the electronics in the set to be used for either teletext or viewdata. "The contracts with West Germany and the Netherlands could lay the foundation for comparable harmony among future viewdata systems adopted in Western Europe. It would be

of twofold value: it would ensure a common standard; it would benefit Europe's electronics industry by resulting in one basic integrated circuit design capable of international application."

When the British teletext system was first demonstrated it had a system of alpha-numerics that was far from the internationally agreed ISO standard for alphabets. Although it is now in line, that will not solve the latest international difficulties. The English alphabet does not cover the alphabets of all the other countries in Europe, partly because of special symbols like the German 'ss' but mainly because of the need to provide extra symbols where letters have accents or other added marks. At first the Germans were pleased to go along with the British alphabet, according to the chairman of the newly-formed pressure group International Teletext Viewdata Co-ordination Group, Mr Keith Jones of Thorn. The French, however, objected that to leave off the grave, acute and circumflex accents would pollute (and further anglicise) the French language. They began to persuade the Germans that they should insist on umlauts and other special characters.

The British response was to suggest the dissenters take advantage of the provision in ISO standard 646 for opting nationally for their own variations. This, however, would have had serious effects on the wired systems, always regarded as more international in character, which would need to provide information from, say, foreign stock exchanges if they were to offer an attractive and complete service.

In mid-June the answer to this proposal by Geoffrey Crowther of Philips was that international sets should be capable of dealing with all alphabets, especially since the sets were likely to be made by international companies such as Philips and ITT.

The British attitude now is that that would put up the cost of the set because of the larger-sized character storage capacity needed. The new fully-international viewdata set has to be based on a previous pattern, and that which they are putting forward is the "GO" set now in wide use in Britain. GO is the name given to a "normal" character set. A further character set, G1, can be defined by the use of an escape sequence and the two then selected at will by control characters.

The International Teletext Viewdata Co-ordinating Group is, at the time of writing, pressing for the adoption of the GO set as the basis of the international set at the CCITT working party eight meeting in Munich. They hope that they will have the support of Philips ITT and the Germans and Dutch representatives, and Gerald Crowther of Mullard (Philips), and George McKenzie of the IBA flew to Munich on June 20 to put the British view.

Bearing in mind the timing of the UK market trial, to which the Post Office are now committed, it would seem inconvenient for them if changes were now introduced. The broadcasters would also find changes unwelcome in view of their commitment to a standard teletext-viewdata set.

It seems just as likely that any international agreement reached will be so outside inside the CCITT. The next plenary session of the CCITT is not until 1980, and for the French that is too long to wait. The CCITT have set up a number of working parties, about a dozen, to deal with text transmission systems of various kinds, but most of them concern purely telephone issues. The two

crucial working parties are those that deal with international alphabets.

In addition, an ad hoc EBU working party was set up last year to study data transmission systems of all kinds, but its discussions are likely to be influenced considerably by the CCITT working party meetings.

No dramatic announcements are expected from the CCITT at least until the plenary session in 1980, and many observers feel that their recommendations will be too widely drafted. Michel Barda echoed the French view that decisions had to be taken well before that time, and that the multinational companies who are to make the sets would be the most influential group to determine the eventual design of the decoders. Official bodies like the CCITT were too ready, he said, to "start talking about the shape of the table."

High prices

Part of the keenness to expand the data text market arises because of the effect of high prices on the sales of decoders. At the moment chip costs are such that the manufacturer has to pay £100 for the decoder hardware, and this translates itself to an extra £300 on the cost of the set in the shops. The only market which can support such a price is the upper end of the colour tv market, with the possibility that reasonable volumes could also be found in the traditionally-British rental sector. Chip costs are unlikely to come down unless the makers are prepared to order 100,000-off quantities, which would bring the cost to them to £25, adding £75 to the set price. At the moment, however, quantities ordered are no higher than 1000-off.

Antiope developed as a result of work at the massive CCETT research centre at Rennes, in Brittany. Keith Jones thinks history is repeating itself. "The French for a long time have been doing a Secam and have produced a system different in every respect from teletext and viewdata . . . They have produced a system which is all things to all people without getting anything off the ground." The French were way behind us in teletext, he said, because last November they had been talking about public field trials "in the next two years." Jones makes clear, however, that the two systems have been moving closer together, and he cites the bit rate as an example.

The attitude among the ten or so French manufacturers involved in Antiope is to play down the differences between the English and French systems. "It's not that different," said Michel Barda of Unittel who he says will have a microprocessor-based decoder by the end of the year. "We're not competing with the English system. We want to combine the French and English systems to get the best one. We will then have a product that will have no nationality." Citing the SECAM example, he said that "It's a bad war and everyone loses by it. It's a silly war. We want to have a standard which even the Japanese will use, and it could be 80% English and 20% French, we don't mind."

● Delegation sources say the Munich meeting gave them greater hope that the GO set might be adopted, another study group being set up to study the matter. It will meet first in the autumn. The German and British related systems performed well but the French suffered from a communication breakdown with the computer. The meeting's progress seems to have pleased the British delegates, who appeared to benefit from presenting a united case. □

Radiating cable system

Proposal for multiple-diversity voice or data communication

by K. F. Treen

The author presents a scheme for producing a multiple-diversity system, suitable for long-haul, restricted-range voice or data communication. It is economical in the use of the frequency spectrum and employs the property of 'image acceptance' instead of the more usually sought 'image rejection'.

RADIATING CABLE SYSTEMS are becoming established as means of radio-communication over defined yet restricted ranges. The great advantage of their adoption lies in a more beneficial use of the frequency spectrum. By careful system design it is possible to use and re-use the same frequency in close geographical proximity without the problems of mutual interference.

For 'long-thin' radio ranges, as experienced in railway and road transport, the radiating cable has many advantages over free-radiation. Not only is the signal restricted largely to the required path but it can be guided through cuttings and tunnels in which normal free radiation is not possible.

The longitudinal range is limited by the insertion (end to end) loss of the radiating cable. Ranges of two to four kilometres can be obtained with reasonable ease, but beyond this the signal strength has to be augmented by the installation of a second system similar to the first and identically modulated. Alternatively one may use repeating amplifiers joining the end of one length of cable to the beginning of another. Such repeaters are simple amplifiers with no frequency generating means; several may be cascaded in one system, making possible the ability to communicate without signal regeneration over some scores of kilometres.

Signal variations

Examination of the radiated signal strength along a path approximately parallel to the cable discloses large differences in amplitude. Superimposed on a cyclic variation of some 10 to 20dB are fairly regular, topographically stable, deep cusps in which the signal level is reduced to values which can be low enough to jeopardize adequate signal reception. The space occupancy of these cusps is quite small and consequently, from the viewpoint of a moving

vehicle, the time occupancy is equally small. For speech communication the presence of the deep cusps is of little importance due to the large amount of redundancy in normal speech. For data transmission, however, even momentary loss of signal can give rise to significant, possibly intolerable errors.

A feasible solution to the problem is the use of diversity reception. In its simplest form this comprises two antennas, spaced a little distance apart on the vehicle, with each antenna coupled to its own receiver (or to the relevant inputs of a double-headed receiver). The output signals of the receivers are combined by one of the recognized methods.

The improvement in reliability of reception brought about by this means can be equivalent, when compared to a single antenna-receiver scheme, to increasing the transmitter power by some 30dB. A simple coupling of the two antennas, via a hybrid, to a single receiver brings no improvement. Experiments have shown that there is a mean loss of some 3 or 4dB and no improvement in the deep cusp which generally shifts slightly in its apparent position. This is explained by the fact that as the vehicle moves through a cusp region a situation exists where the amplitudes of the signals from the antennas can be approximately equal, but the phase angle between them approaches 180 degrees. The signals thus tend to cancel at the receiver port. Measurements of phase angle between the signals picked up by the two antennas show a randomness and rapidity of change of phase which would frustrate any simple means of beneficial additive combination.

In the reverse direction, from vehicle to radiating cable, a similar problem arises when the latter is acting as a receiving antenna. To duplicate the radiating cable and thus reproduce the two-receiver, two-antenna scheme of the 'forward' direction would be impracticable and economically unsound. The alternative of providing one transmitter on the vehicle and splitting its output to two spaced antennas results in something similar to the equivalent receive case mentioned above in which the two antenna inputs are combined in the hybrid then fed to a single receiver.

Probably the surest solution in the vehicle-to-base direction lies in the use of two transmitters on the vehicle, working at different radio frequencies but with common modulation. The radiating cable would be connected to two suitable receivers and the receiver outputs would be combined by an appropriate method. Since each transmitter would feed both the vehicle antennas, we would have a fourfold diversity arrangement.

What is now postulated is a scheme in which two frequencies are required in the vehicle to base direction. If we also use two frequencies in the reverse direction and again two antennas connected to two receivers on the vehicle we have fourfold diversity in both directions.

Fourfold diversity

The system outlined below permits the simultaneous transmission of two channels of intelligence (say one channel of speech and one channel of data) using the two radio frequencies and at the same time affords fourfold diversity. From a spectrum usage viewpoint it is no different from the normal use of one radio frequency per intelligence channel, which would provide only dual diversity in one direction and no diversity in the other. A block diagram of the system in the direction base to vehicle is shown in Fig. 1.

Tx_1 and Tx_2 are two independent-sideband transmitters operating at say, 46MHz and 46.5MHz. M_1 and M_2 are two sources of modulation, one of which may be speech and the other data. Each transmitter is modulated with both signals, such that M_1 will produce the upper sideband of Tx_1 and the lower sideband of Tx_2 . M_2 will produce the lower sideband of Tx_1 and the upper sideband of Tx_2 . The output signals of the transmitters are fed to the hybrid H_1 and the combined signals at the hybrid output ports are fed to the radiating cables, the first of which may be in one direction and the second in the other direction, there being no significant loss of transmitter power by this means.

In the vehicle we have two double receivers of which only one is shown. A_1 represents one of the two receiver antennas used on the vehicle. The output

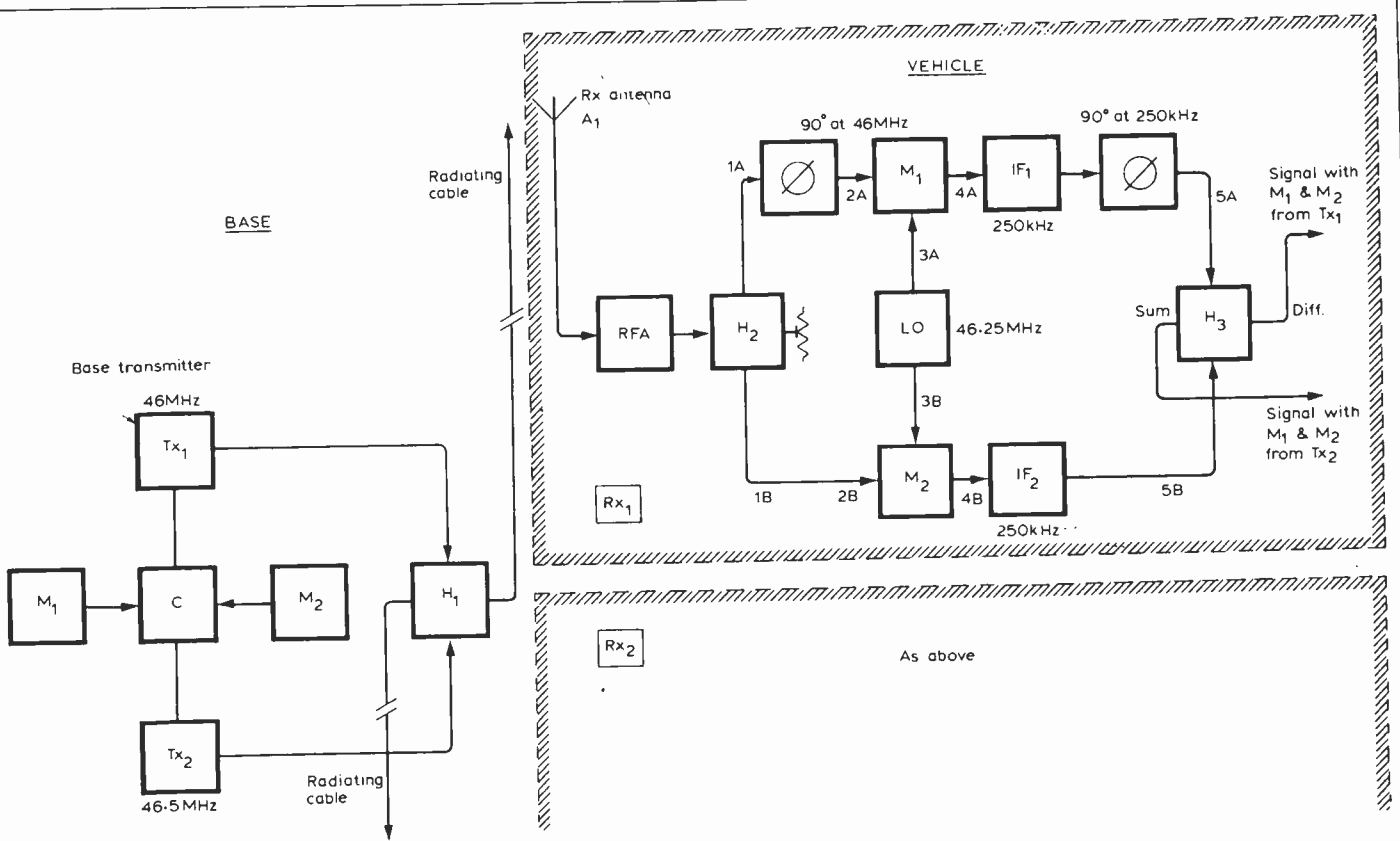


Fig. 1. Block diagram of base to vehicle system.

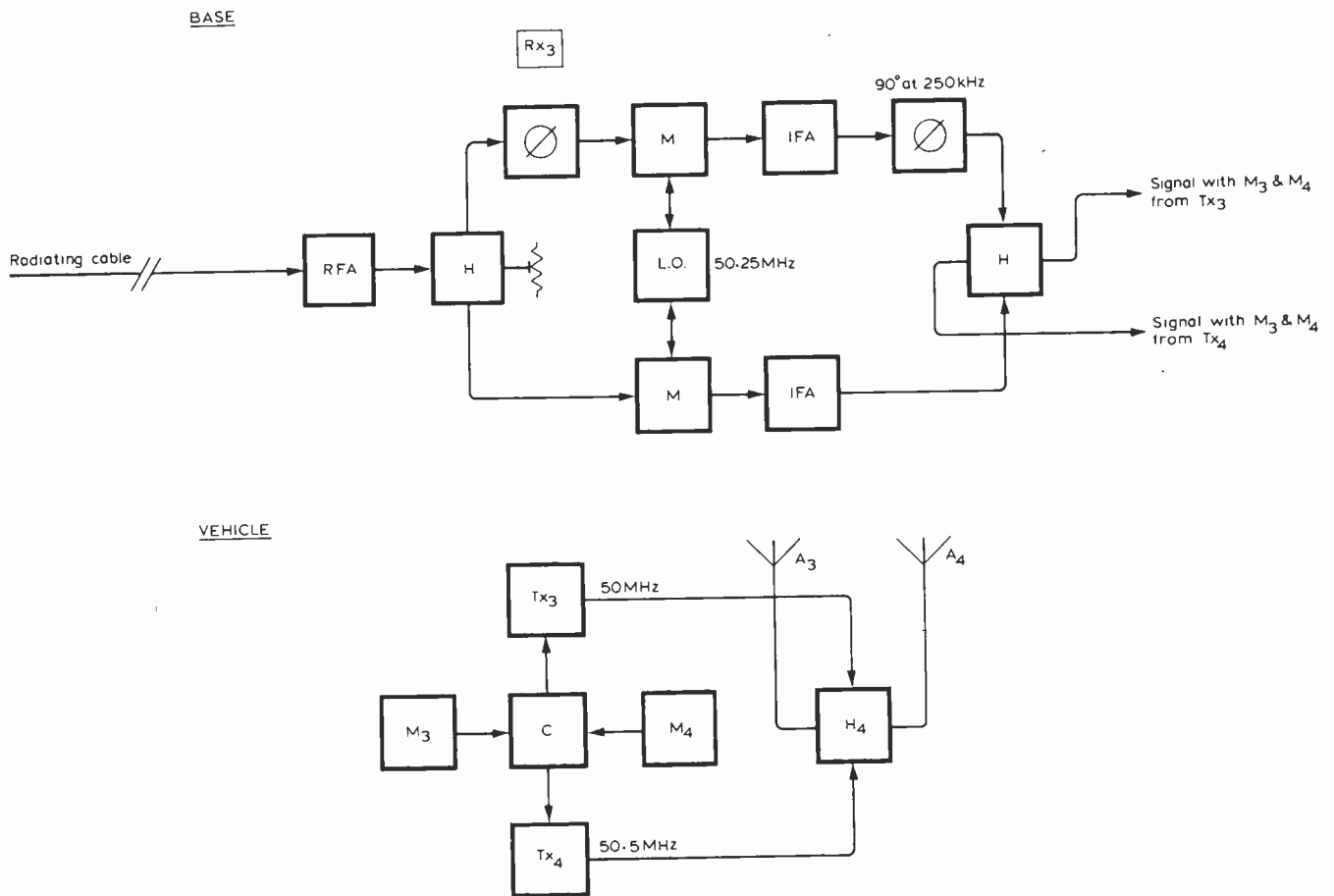


Fig. 2. Block diagram of vehicle to base system.

of A_1 consists of signals from Tx_1 and Tx_2 at 46.0 and 46.5MHz respectively. A common radio-frequency amplifier is used to amplify both signals. The output of the r.f. amplifier is divided at hybrid H_2 , one output going via a 90° phase shift network to mixer M_1 and the other output direct to mixer M_2 . Both mixers are fed with a common local oscillator operating at 46.25MHz. (Note that the local oscillator frequency is half way between the frequencies of the two base transmitters, hence as seen by the receiver one transmitter frequency is the image of the other.) The intermediate-frequency signal output at 250kHz from each mixer is amplified in IF_1 and IF_2 respectively. The output from IF_1 is fed via a 90° phase shift network (at 250kHz) to hybrid H_3 and the output from IF_2 to H_3 . The 'sum' output from hybrid H_3 comprises the signal due to transmitter Tx_2 , similarly the 'difference' output from the hybrid comprises the signal due to Tx_1 . Since both transmitters carry both modulation signals we are left with two 250kHz independent-sideband signals, both of which contain the two modulations.

A second identical receiver connected to a second antenna produces similar output signals. Various forms of combination (for example at intermediate frequency) can be adopted at the final output, after detection to separate the upper and lower sideband modulations, to produce two signals of acceptable signal-to-noise ratio.

Figure 2 shows the block for the direction vehicle to base. Tx_3 and Tx_4 are two independent-sideband transmitters, the outputs of which are combined in hybrid H_4 . The two output ports of the hybrid are connected to the vehicle antennas A_3 and A_4 . The two modulation sources M_3 and M_4 (again there could be, for example, one speech and one data) are combined in C and serve to modulate the transmitters, such that M_3 produces say, the upper sideband of Tx_3 and the lower sideband of Tx_4 and M_4 produces the lower sideband of Tx_3 and the upper sideband of Tx_4 . For the example in this case Tx_3 has been allocated a frequency of 50MHz and Tx_4 50.5MHz. Frequency allocations of this sort would allow duplex working. For simplex working the frequencies shown for the base transmitters in Figure 1 could be used.

The base receiver Rx_3 is connected to the end of the radiating cable and is the same (except possibly for frequencies) as that used in the vehicle, though only one is used in this case. The two intermediate-frequency outputs, both of which carry the two intelligence signals can again be combined in some suitable manner and demodulated to produce the required signals.

The author wishes to thank the management of Redifon Telecommunications Ltd, for facilities provided and for permission to publish this paper.

Appendix A. Mathematical relationships of the signals showing how separation is brought about.

Transmitters Tx_1 and Tx_2 are quite independent of each other and unmodulated, for simplicity. The local oscillator is set midway in frequency between the frequencies of Tx_1 and Tx_2 and Tx_1 is lower in frequency than Tx_2 . Let these frequencies be represented by $\omega_1 t$ and $\omega_2 t$ respectively. Further assume that the gains and losses of mixers, amplifiers, etc. are the same for the different signals and that the losses in phase-shifters, hybrids, etc. are negligible.

First consider the signal received from transmitter Tx_1 . At 1A and 1B in Fig. 1 signals are equal in amplitude and phase, which can be expressed as $K_1 E \sin \omega_1 t$.

At 2A one half signal has gone through a phase delay of $90^\circ (\pi/2)$, so at 2A the signal is $K_1 E \sin (\omega_1 t - \pi/2)$, which equals $-K_1 E \cos \omega_1 t$, whereas at 2B it is still $K_1 E \sin \omega_1 t$.

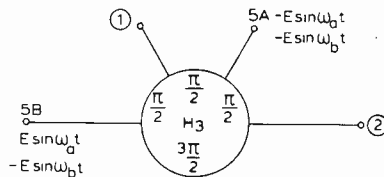
Let the local oscillator signal be split such that at 3A and 3B both samples are equal to $K_2 E \sin \omega_{LO} t$. These samples are applied to the mixers M_1 and M_2 .

When K_2 is much greater than K_1 the amplitude of the mixer output signal at intermediate frequency is directly proportional to K_1 . The constants can henceforward be ignored.

After the mixer, at 4A we have, therefore, $-E \cos (\omega_{LO} - \omega_1) t$ and similarly, at 4B, $E \sin (\omega_{LO} - \omega_1) t$.

Now consider the signal from Tx_2 . At 1A and 1B signals are again equal in amplitude and phase expressed as $E \sin \omega_2 t$. At 2A the 90° phase delay has been introduced so the signal at 2A is $E \sin (\omega_2 t - \pi/2)$, which is equal to $-E \cos \omega_2 t$. At 2B it is still $E \sin \omega_2 t$.

After the mixer at 4A we have $-E \cos (\omega_2 - \omega_{LO}) t$, and at 4B, $E \sin (\omega_2 - \omega_{LO}) t$.



Summarizing, the signals are as follows:

- From Tx_1
- At 4A, $-E \cos (\omega_{LO} - \omega_1) t$.
- At 4B, $E \sin (\omega_{LO} - \omega_1) t$.
- From Tx_2
- At 4A, $-E \cos (\omega_2 - \omega_{LO}) t$ (1)
- At 4B, $E \sin (\omega_2 - \omega_{LO}) t$ (2)

We can rewrite expression (1) as

$$E \cos -(\omega_{LO} - \omega_2) t.$$

which is equal to

$$-E \cos (\omega_{LO} - \omega_2) t.$$

Expression (2) can be rewritten as

$$E \sin -(\omega_{LO} - \omega_2) t.$$

which is equal to,

$$-E \sin (\omega_{LO} - \omega_2) t.$$

Again summarizing:

- From Tx_1
- At 4A, $-E \cos (\omega_{LO} - \omega_1) t$ (3)
- At 4B, $E \sin (\omega_{LO} - \omega_1) t$ (4)

- From Tx_2
- At 4A, $-E \cos (\omega_{LO} - \omega_2) t$ (5)
- At 4B, $-E \sin (\omega_{LO} - \omega_2) t$ (6)

Now ω_{LO} is a common signal in equal phase to all parts, so the phase of the intermediate frequency signal is dependent on the phase of the radio frequency signal which gives rise to it.

$$\text{Now let } (\omega_{LO} - \omega_1) = \omega_a t \text{ and } (\omega_{LO} - \omega_2) t = \omega_b t.$$

Then from (3) and (5) we have, at 4A, $-E \cos \omega_a t$ and $-E \cos \omega_b t$ and from (4) and (6) we have, at 4B,

$$E \sin \omega_a t \text{ and } -E \sin \omega_b t \text{ (7)}$$

The 4A signals go through a further phase delay of 90° , so that at 5A we have $-E \cos (\omega_a t - \pi/2)$ and $-E \cos (\omega_b t - \pi/2)$.

These are equal to $-E \sin \omega_a t$ and $-E \sin \omega_b t$ respectively. At 5B we have the same as at 4B shown at (7) above.

Hybrid H_3 , is shown in Fig. 3 as a hybrid ring with three arms equal in length to $\pi/2$ and one arm equal to $3\pi/2$.

The two $-E \sin \omega_b t$ signals combine in port 1 and cancel in port 2. The $-E \sin \omega_a t$ and the $E \sin \omega_a t$ signals combine in port 2 and cancel in port 1. □

The author

Kenneth F. Treen was born in London in 1911. He first received a classical education before turning to the study of mathematics and physics. He joined the General Electric Company in 1936 where he was engaged in the development of test and measuring apparatus for television equipment. After a period with the Air Ministry during the war he joined the Radio Division of Standard Telephones and Cables Limited in 1945 where he took charge of the measurements and test design laboratories. In 1950 he joined a development group concerned with radar, navigational aids and high power microwave communication systems. In 1964 he was appointed Chief, Engineer, Ground Navigational Aids, and in 1965 Chief Engineer S.H.F. Systems. On the formation of the Mobile Radiotelephone Division he became Manager, Technical Planning. In 1973 he joined Redifon Telecommunications Ltd. as a senior systems engineer, retiring in 1976.

Mr Treen has been actively engaged in related work of an international character. He has been a member of CCIR Study Group 8 and of several BSI and IEC Committees and Working Groups, being sometime Chairman of the IEC Working Group concerned with transmitter measurements. He is the author of a number of patents, mainly in the microwave field.

The subject of this paper has been filed with the British Patent Office and has been accorded the number 50616/76.

Electrical noise measurement in audio engineering

Importance of meter characteristics in assessment of signal-to-noise ratios

by James Moir, F.I.E.E.

A contribution in the December 1976 issue of *Wireless World* discussed the measurement of acoustic noise. In the article, special reference was made to the multiplicity of variants on the decibel that have appeared in an attempt to achieve agreement between an objective measurement and the subjective impression of the loudness of the same noise. It was noted in the conclusions that many other units had not been discussed and one field left without any discussion was the measurement of the electrical noise present in a sound circuit carrying signals that would subsequently be converted to an acoustic signal by a loudspeaker. A recent commission obliged the author's organisation to look more closely at the problem of measuring the noise in an electrical circuit, and it was felt that a discussion of this would be of general interest.

SUPERFICIALLY the problem of measuring electrical noise appears to be no different from the problem of achieving agreement between the objective measurement and subjective opinion of the noisiness or annoyance of a simple acoustic noise. However, the large number of different international and national standards that exist, all attempting to solve the problem but all with different solutions, suggests that there are some difficulties additional to those present when measuring the loudness of an acoustic noise directly. It is this aspect that is the subject of the present discussion and it is important because of the large differences that appear in measured signal/noise ratios when the techniques specified by the various standards are followed.

Any approach based on measuring the power or pressure (voltage) characteristics of an electrical noise signal has proved to be totally inadequate and was discarded long ago. It fails because there are four other factors that a simple power or pressure measurement ignores. These other effects will be given individual consideration, the first being the effect of the sensitivity/frequency relationship of the human hearing system.

The ear's sensitivity/frequency relationship

It is well-established that the sensitivity of the hearing system is not uniform

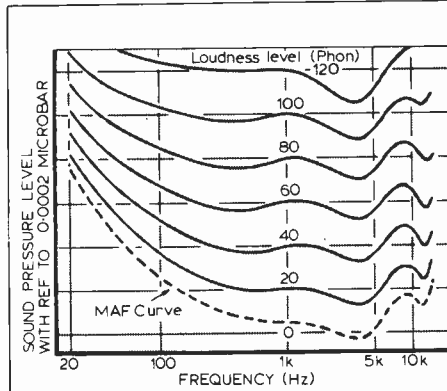


Fig. 1. Robinson-Dadson loudness curves. Each curve joins sound-pressure-level/frequency points having the same subjectively-judged loudness.

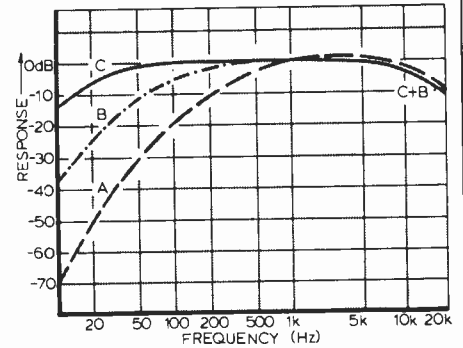


Fig. 2. Graph showing the A, B and C weighting characteristics provided in almost all sound level instruments. In Britain, curve A is generally used when measuring acoustic noise.

over the audio frequency band, the relative sensitivity falling away at both low frequencies and high frequencies. This is simply indicated by reference to the Robinson-Dadson curves in Fig. 1, the well-established equal loudness curves. Each curve is a contour showing the sound pressure required to produce the same subjectively-judged loudness at all frequencies in the audio range. Each curve slopes upwards at both low and high frequencies, indicating that the hearing system is less sensitive at the extremes of the band.

The curves do more than just this; they indicate that the relationship between sound intensity and subjectively-judged loudness varies with the absolute intensity. Thus at a loudness of 90 phon, the sound pressure levels required to produce equally loud sounds at say 100 and 1000Hz, differ by only 5dB. At a much lower level, 30 phon for example, the sound pressure required at a frequency of 100Hz is 15dB higher than the sound pressure required at a frequency of 1,000Hz, for the same loudness.

These particular curves apply specifically to the situation when pure tones are involved, but they are approximately true when bands of noise are being measured, and the same conclusions apply. This change in hearing sensitivity with frequency is taken care of when measuring the noisiness or loudness of noise, by modifying the frequency response of the meter

amplifier in the instrument to correct the changes in the sensitivity/frequency relative to the absolute sound level. The frequency weighting network is modified in three stages to give the well known A, B, and C weighting curves provided in almost all sound level meters. These three weighting curves are shown in Fig. 2. A fourth weighting curve, the D curve, is sometimes provided for use when measuring noise from jet aircraft. So far, the problem does not differ from that of measuring acoustic noise. British practice (as specified by BS 3860 and BS5428), when measuring noise in an electrical circuit, is to employ the weighting curve standardised for use when measuring acoustic noise, generally the A curve. Circumstances arise when the C curve, or even no weighting curve, has to be used.

Transducer response

However, there is a second aspect of the problem that needs consideration. When the acoustic effect of the electrical signal is being assessed, it is clearly necessary to take the response of the transducer system into account. Until relatively recently the only transducers that were of importance in converting an electrical noise signal into acoustic noise, were telephones having a frequency response that was moderately uniform only over the frequency band between 300 and 3,000Hz. As the performance of

Table 1 Meter response on a single tone burst

Burst duration (ms)		1	2	5	10	20	50	100	200
Amplitude reference steady signal reading	(%)	17.0	26.6	40.0	48.0	52.0	59.0	68.0	80.0
	(dB)	-15.4	-11.5	-8.0	-6.4	-5.7	-4.6	-3.3	-1.9

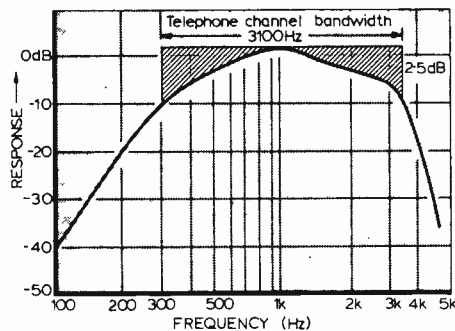


Fig. 3. Research was carried out to determine the degree of transmission impairment caused by noise interfering with speech within the limited band (300Hz to 3,400Hz) of a telephone channel, in the case of the CCITT weighting curve, the interfering tones were compared in power with an 800Hz tone. The resulting curve, shown, is known as the 'psophometric weighting curve'.

telephones was improved over the years, the frequency response of the weighting network was modified in well defined stages, and early examples of electrical noise weighting curves employed a weighting intended to duplicate the response of telephones then in use. There are many variants that appear in national and international standards, a typical curve being that specified by CCITT and shown in Fig. 3.

On the appearance of broadcasting and the development of loudspeaker systems that had a substantially uniform response between say 20Hz and 20,000Hz, it became necessary to make a major change in the shape of the weighting curve to improve the agreement between the electrically measured and the subjectively-assessed noisiness of the noise. The earlier weighting relationships, such as those of Fig. 2, completely ignored the contribution of the high frequency "hiss" components of the electrical noise signals that are subjectively so annoying. In a well-designed and engineered amplifier, the basic noise is due to thermal agitation in the resistive component of the input

circuit impedance. Its value can be calculated from the Nyquist equation, from which it will be appreciated that the noise power is constant per unit of bandwidth. When measured through an analyser having the usual constant percentage bandwidth characteristics, the frequency spectrum is typically that of Fig. 4. Any weighting curve will clearly have to reflect the predominance of the high frequency hiss components in the noise encountered in amplifier and telephone systems.

Masking effects

Experience soon indicated that a mere extension of the frequency bandwidth of the weighting relationship was insufficient to bring objective measurements and subjective opinion into agreement. The noise is not heard in isolation as it is when measuring acoustic noise, instead the noise is heard as a background to a programme of music or speech. Both types of programme have their energy peaks in the low and middle frequencies. Except at intervals in the programme, any acoustic noise due to the low and middle frequency components

of the electrical noise are masked by the programme signal components in the same frequency band. It is characteristic of electrical noise that most of the energy is concentrated in the higher frequencies. Thus, while the programme energy per octave band is decreasing with increasing frequency, the energy in the intruding noise is increasing with increase in frequency, with the result that the higher frequency components of the noise are much more obviously intrusive than the low frequency components. This aspect is taken care of by increasing the sensitivity of the noise measuring instrument to the higher frequencies.

Intermittent noise

White noise is a smooth sounding sort of noise, but many types of intruding noises do not have this smooth characteristic. Interference from many types of electrical equipment is characteristically intermittent or 'spiky', and this is found to be more annoying per unit of noise power than a smooth noise. Similar comments apply to many other forms of interference noise that appear

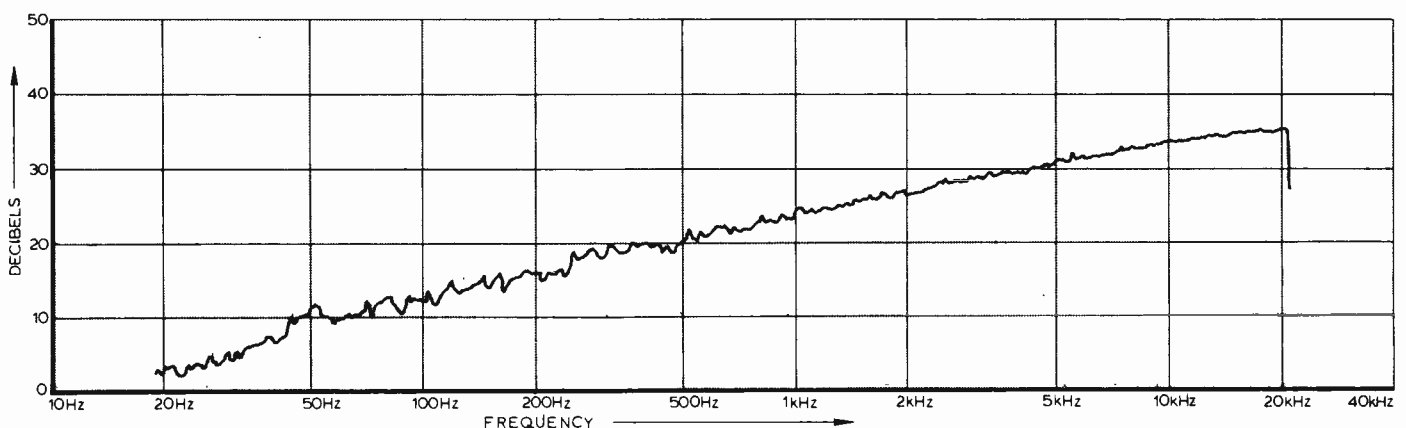


Fig. 4. Typical frequency spectrum of white noise.

Since preparing this article on noise measurement, a situation already confused, has been further complicated by the publication of an AES paper (AES Pre-print 1353) by Dolby, Robinson & Gundry providing details of yet another 'standard' for noise measuring meters. This is primarily intended for use in those fields such as tape recording where the noise to be measured does not include any significant amount of energy due to short spiky transient clicks.

The meter and circuit time constants specified by CCIR 468-1 and 468-2 have quasi-peak characteristics intended to ensure that the meter indication is adequately representative of noise signals that contain these short time transients, but such a meter is expensive. In consequence Dolby suggest a metering combination that includes the CCIR 468-1 frequency weighting network in conjunction with a meter having a deflection that is proportional to the 'average' voltage ($0.636 \times \text{peak}$). This has the unfortunate result of providing readings that, on typical tape type noise, are some 6dB lower than the CCIR quasi-peak meter. To correct this

they now propose to shift the reference frequency from 1kHz to 2kHz.

The advantages of such an instrument are largely commercial. A noise measuring system can be produced by adding a frequency weighting network in front of almost any millivoltmeter, and the Dolby organization have such a weighting network available. (Their Cat. No. 98A). They have standardised the instrument for use in all technical discussions between themselves and their many licencees and are thus in a powerful position to influence the market. The cost savings are considerable because the network sells for £145 and there must be few laboratories who don't have a millivoltmeter that must be used with the weighting network. Instruments meeting CCIR 468-1 or 2 are currently selling for prices around £800 to £1,000.

The disadvantages are equally obvious. We have yet one more standard to which noise measurements can be made and as the readings obtained depend on the frequency spectrum of the noise — information that is not usually available — there is

significant chance of obtaining the 'wrong' readings without this being apparent to the user.

A consensus opinion is difficult to define. The cost of the existing meters is not of any significance to more professional users, such as the telecommunication and broadcasting organizations, so the new proposals are of little direct interest to them. Manufacturers of audio equipment do not have this financial advantage and are more likely to favour the Dolby proposals. These have the additional commercial advantage of providing lower readings on 'spiky noise' and in consequence result in a higher value for the measured signal/noise ratio. The Dolby proposals may sharply divide users into two groups, the professionals who will continue to use the meter to CCIR 468-1 and 468-2 and the consumer producer organizations who will be biased towards the use of a measuring system satisfying the Dolby proposals. Only some long term exposure to the market forces will clarify the situation.

James Moir

in transmission circuits. There are so many varieties of noise that it is perhaps not surprising that all the current attempts to obtain a universally approved noise weighting curve have been based on an experimental approach.

Weighting curves

Most of the experiments employed panels of listeners to assess the intrusiveness of various kinds of noise buried in programme material and thus the relationship derived is a weighting curve that takes all four aspects of the problem into account. The resulting curve is that given in IEC Recommendation 468 and

shown in Fig. 5. It will be seen that this is a curve having a uniform slope of about 6dB per octave below about 4kHz, rising to a peak of about 12dB at 7 to 8kHz, and then falling away very rapidly above this frequency. Such a weighting curve reduces the contribution of the low frequency components to the total measured noise level, and emphasises the contribution of the 'hiss' components in the 5 to 10kHz region.

Meter characteristics

Two other characteristics of the measuring equipment need to be taken into account in assessing the performance of the actual instrument and the circuit by

which it is driven. Neglecting the digital approach, all the pointer-type instruments employed in noise meters are basically d.c. moving-coil types preceded by a rectifier circuit to convert the output signal voltage from the weighting amplifier to d.c. These circuits can be designed to produce a meter current that is proportional to the average, r.m.s., peak or any intermediate value of the applied voltage. British practice, as exemplified by BS 3860, or European practice, covered by IEC 268-3, specifies a meter giving readings proportional to the r.m.s. value of the applied voltage when used to measure sinusoidal signals. This is the type of meter used in standard sound-level meters meeting BS 4197.

Experience and experiment appears to indicate that the subjectively-judged annoyance aroused by a noise that is intermittent or peaky in character is more closely proportional to something nearer the peak value of the noise, rather than the r.m.s. value. To include this effect, the German DIN 45,450, or the IEC Recommendation 468, specifies the use of a quasi-peak (near peak) reading circuit to drive the meter movement.

However, the final deflection is also a function of the meter movement ballistics, for a heavy and sluggish meter movement might not indicate the peak or quasi-peak value of a signal unless that signal was continuously repetitive. Thus, it is also necessary to specify the meter ballistics. This is usually achieved by a table listing the fraction of the final deflection that will be reached by pulsed signals of various burst lengths. Table 1 quotes the values likely to be required by CCIR 468-2 when it is adopted next year. The values for burst lengths of 10ms and above are those currently specified by 468-1.

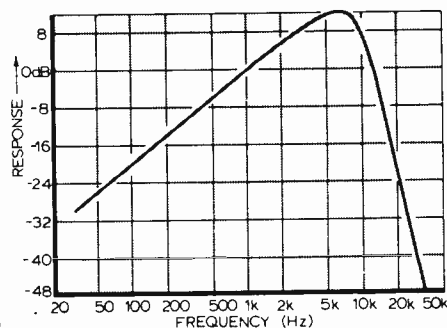


Fig. 5. Weighting curve as given in IEC Recommendation 468. This curve was derived in an attempt to obtain a universally-approved noise weighting characteristic.

Table 2. Approximate relationship between 'A' and 468-1 weighting

Noise type	'A' weighted	468-1 r.m.s. meter	Weighted quasi-peak meter
White	0	+8.5	+12
Pink	0	+6.0	+11
Tape	0	+7.0	+12
Amplifier	0	+8.5	+12

This is all rather confusing so it is worth looking at some of the practical consequences. If the noise to be measured is a simple single frequency sinusoidal signal, then meters meeting any of the standards will unambiguously read the same. It is of no consequence whether the meter current is proportional to the average, r.m.s., or peak value of the applied voltage, the scale can be calibrated in r.m.s. volts or any other parameter required, because the mean, r.m.s. and peak values of a sinusoidal voltage have fixed relationships between them.

If the applied voltage is random noise of either the white or pink variety, the relationship between the mean, r.m.s. and quasi-peak can also be specified with adequate accuracy. If the noise is of unknown composition, then the relationship between the readings from the various types of meter cannot be specified with any accuracy. In consequence, it is necessary to specify the Standard to which the instrument complies when quoting the value of any noise voltages.

In an amplifier of good design the residual noise should all be due to thermal agitation in the resistive component of the input impedance and it will have the equal-energy-per-cycle characteristic of white noise. Few amplifiers are quite so perfect as this, and there may be additional noise components, proportional to $1/f$, with some contribution from mains frequency harmonics and from mains borne components at higher frequencies.

Table 2 lists the approximate relationships between instruments having weighting characteristics, specified to the most important of the current Standards, when they are used to measure noise of various types. The last lines are average values of the readings taken across the output terminals of several high quality amplifiers and tape recorders. The reference value is read from a standard sound level meter, using A weighting to BS 4197, connected in parallel. These relationships should be used as an approximate guide only, for the frequency spectrum of the noise on the amplifier and tape recorder outputs was not analysed. However, as the readings were averaged for several different models, the relationships are thought to be typical.

Earlier in this discussion it was pointed out that the accurate measurement of electrical noise was important because of its application to the quotation of signal/noise ratios. When evaluating the signal/noise ratio of a system the test signal voltage is almost invariably a simple, single frequency sine wave and there is little ambiguity about its measurement. Readings of the residual noise in the absence of the test signal will vary by up to 10 to 12 dB depending on the meter and weighting network employed. The reading will, in almost all situations, be higher than

James Moir, F.I.E.E.

James Moir, who says that his consulting practice, formed 18 years ago, is his only spare time interest, was for about 12 years head of a team responsible for the design and running of equipment used in Royal Command Film Performances in the 'fifties. Another, more treacherous, duty was to measure electronically deflections in the wings of Sunderland flying boats, made to dive and ascend under full power. James Moir, perhaps best known for his book 'High Quality Sound Reproduction,' referees IEE papers on acoustics and noise and holds 107 patents, most of which he gained at British Thomson Houston. For the three years prior to forming his own company, which has carried out noise surveys in numerous environments, and is currently involved in the acoustic design of a bank, a university and six power stations, he was technical director of Goodmans Industries.

that given by an A-weighted sound level meter, to BS 4197, connected in parallel, and in consequence the signal/noise ratio will be lower (worse) by amounts roughly indicated by the values quoted in Table 2.

In a situation that can hardly be claimed as crystal clear, there is the additional complication that commercial noise meters are available in which the frequency weighting network complies with one standard, generally IEC 468-1. The actual meter, however, may be an r.m.s. type or a peak programme type complying with BS 4297. The only commercial instruments known to the writer that comply with IEC 468-1 are the Brüel & Kjaer Type 2429, and the Rhode & Schwarz Type UPGR psophometer. Both instruments provide a switch-selected choice of r.m.s. and quasi-peak detectors and employ meters complying with the ballistic requirements of IEC 468-1, but it is expected that the ballistic specification now included in 468-1 will be tightened in IEC 468-2, nominally due for issue in 1978. However, this change is unlikely to have any significant effect, except when measuring noise of the switch click or car ignition types. Quoted signal/noise ratios should, therefore always be viewed with great suspicion unless the performance of the noise measuring instrument is defined, preferably by reference to some Standard.

References

- CCITT - A psophometer for telephone Circuits, p53.
- CCIR Recommendation 468—Study Programme 2A/10.
- Hertz, AES Preprint, 56th Convention—Psophometric Measurement of Noise.
- Marconi Instruments, St. Albans—Measuretest No. 10.
- Nyquist. Thermal Agitation in Conductors—Phys. Review Vol. 32, p110.
- CCITT Red Book Vol. 1—December 1956, p135, Annex. 1.

LITERATURE RECEIVED

D.c. servomotors, produced by Moore Reed, described in a leaflet giving electrical and mechanical characteristics. Moore Reed & Co. Ltd, Walworth, Andover, Hants WW401

Liquid dispensers, for precision air-pulsed application of adhesives, solder paste etc, briefly described in short catalogue from Interfax Ltd, (17a) Kings Road, Sutton Coldfield, West Midlands B73 5AB WW402

Common-mode noise is discussed and traditional and novel methods of its reduction, with particular reference to X-Y recorders, are offered by Hewlett-Packard in Application Note AN214-3. Obtainable from H-P at King Street Lane, Winnersh, Wokingham, Berkshire RG11 5AR WW403

Capacitors, in chip and encapsulated forms of monolithic, high-V, high-stability ceramic, are listed in a Semtech catalogue from Bourns (Trimpot) Ltd, Hodford House, 17/27 High Street, Hounslow, Middx TW3 1TE WW404

Measuring instruments in the Marconi range are briefly specified in the 1978 short catalogue, obtainable from Marconi Instruments Ltd, Longacres, St. Albans, Herts AL4 0JN WW405

M.o.s. field-effect transistors from RCA are described generally and specifically in brochure MOS-160D, obtainable from RCA Ltd, Solid State-Europe, Sunbury-on-Thames, Middx TW16 7HW WW406

Digital Instrument Course, part 3, from Philips is concerned with design and use of digital meters. Reprinted series from Philips T and M News, part 1 being on binary theory and logic and part 2 a discussion of digital counters and timers. Each part £2.40 from Pye Unicam, York Street, Cambridge CB1 2PX.

Approved components, to BS9000, CECC or MoD specification are listed by Mullard in a new booklet, together with information on "High-Rel" screening and information on Clansman components. Central Enquiry Handling Unit, Mullard Ltd, New Road, Mitcham, Surrey WW407

Digital panel meter DPM2 is the subject of leaflet D2 from Farnell Instruments Ltd, Sandbeck Way, Wetherby LS22 4DH WW408

M.o.s. integrated circuits for industrial and consumer application are briefly specified in a condensed catalogue from AMI Microsystems Ltd, 108(a) Commercial Road, Swindon, Wiltshire WW409

Field-effect transistors from Mullard are listed on a wall-chart, which covers junction f.e.t.s, dual types, m.o.s.f.e.t.s and a dual m.o.s.t. Important electrical and mechanical data is presented. Central Enquiry Handling Unit, Mullard Ltd, New Road, Mitcham, Surrey.

WW410

Mobile radio in 1978

Some mobile radio topics from the Communications '78 conference

by Ray Ashmore

Predictably, the main concern among the mobile radio fraternity at the Communications '78 conference was again that of frequency spectrum congestion; a problem that has no simple solution and which will always be with us. From much of the following text, which is all based on papers from the conference, one can see that the academics, the engineers and the administrators, if not trying to find the simple solution, are at least working very hard to minimize the problem.

ACCORDING to Professor W. Gosling of the University of Bath, in his overview address¹ on fixed and mobile communications, the problem of spectrum congestion is now presenting itself in almost every field of radio engineering. He pointed out that the whole of radio communication was still constrained between about 10kHz, below which aerial structures were impracticable, and 20GHz or so, where water and atmospheric absorption became severe. His view on the millimetre wave bands was that they did not represent an extension to the usable spectrum, because their application was not in substitution for lower frequencies, but principally for new purposes. One millimetre wave application he did highlight was that of providing a communication system which could offer privacy by ensuring that nothing could be heard outside a relatively small boundary. This system would exploit the fact that millimetre waves have an extremely limited range due to atmospheric absorption.

Rapid growth

While reminding delegates that the growth in radio use was very rapid — with land mobile radio growth in excess of 10% per annum over virtually the whole developed world — Professor Gosling suggested that the effect would be very different in the high and low frequency bands. Some parts of the world, because of their population density, would never be too badly affected in the v.h.f. bands and above, but in others such as Western Europe where population exceeds 100 persons per square kilometre, congestion would be severe once the level of technical development passed a certain threshold.

In contrast, congestion of the v.l.f. to h.f. bands was world-wide and it was

necessary to ask if h.f. should still be regarded as an intercontinental transmission band in view of the disadvantages of this mode of use. However, Professor Gosling concluded that h.f. was far from dead, and spectrum congestion still posed enormous problems, which were compounded by the emergence of very high power, over-the-horizon radar (see p35, Jan 78 issue).

Satellite technology

On the subject of satellite technology, he said that the opportunity for much further development had presented itself due to the reduction in cost expected as a result of the development of the space shuttle. As far as satellite broadcasting, which enabled a dramatic reduction in the amount of spectrum used for a given number of channels, was concerned, it was a matter of policy whether it would free spectrum space for other users, but it could.

The future

In looking at future spectrum use, and not only at broadcasting, there was a general tendency to suppose that changes in spectrum use were more easily achieved than was likely to be the case. Large investments had rightly introduced a good deal of inertia into proposals for radical technical change and problems would have to be approached with this in mind.

There were some kinds of radio which were so localised geographically that any use of geostationary satellites in those services seemed improbable, so for many important short-range radio users it was terrestrial radio which would be important in the foreseeable future, and no magic solution to the spectrum congestion problem was around the corner.

Even for those who used satellites, spectrum congestion problems were not permanently at an end. The microwave bands were already congested and suitable satellite frequencies were likely to be ever more vulnerable to co-channel interference in the future.

The proper management of the electromagnetic spectrum was going to be a continuing preoccupation of communications engineers into the far foreseeable future and there was no single technical revolution ahead which was going to make this particular prob-

lem go away. Indeed, it could get more acute.

There were two fundamental approaches to this problem. The government official whose task was spectrum management was likely to take the view that the allocation of a scarce resource to a growing demand was rightly dealt with by rationing and a calculus of priorities. Plausible as this may have seemed, it was of course a policy of restriction. It could not but have had its impact on the economy, and that impact, difficult to quantify though it may have been, must necessarily have been negative.

At the opposite pole was the view of the majority of the radio manufacturing industry, which believed that by deploying all the technical resources at its disposal, the problem of congestion could be contained into the foreseeable future at a level of utilization far above that which now ruled.

Professor Gosling stated that there was clear evidence that the period of exponential growth in radio use in the developed world was now beginning to slow down. As yet the effect was small, but there was ground for saying that if we could struggle through to the end of the present century, or a little beyond, the phase of growth could then be drawing to a close, and a relatively stable epoch could replace it. "Thus, what we are really faced with may be something more like a quarter-century bridging operation, after which the technology we are left with may be with us for a very long time," he said.

He then continued to say that for a generation radio engineering had been a discipline subject to orderly development, not revolutionary change, and the period of orderly development was now drawing to a close. Under the combined impact of the demands created by spectrum congestion and the opportunities jointly created by microelectronics and space technology, radio engineering was about to be reformed on the anvil of world economic development. It would become better adapted to our needs than anything we had had before, and he should be surprised if, in the process, innovations did not result which were so radical that their impact would be just as strongly felt in the conservative low-congestion markets also.

Spread spectrum communication

In the UK some 35MHz of spectrum is allocated to land mobile radio compared with about 400MHz allocated to television broadcasting, including 42MHz for the v.h.f. Band 3 channels. In terrestrial broadcasting, to avoid co-channel effects which would occur if the same carrier frequency was used by spatially adjacent transmitters, the transmission of a single television channel requires a number of different frequencies. Therefore, in most allocated bands, at any given location, only relatively weak signals from distant transmitters are present, and these are not used as part of the local broadcasting service.

According to one paper — Spread spectrum communication in the land mobile services² — it is natural to consider the possibility that these fallow channels might be used for private mobile radio (p.m.r.) services, if it could be done without disturbing tv viewers. There is already limited non-interference-basis (n.i.b.) use of tv bands for land mobile radio, both in the USA and by the broadcasting authorities in the UK, and the purpose of the paper was to contend that if this use was to become more extensive, broadband modulation techniques would need to be used. If it was judiciously applied it could result in an effective doubling of the available p.m.r. spectrum.

Broadband techniques for radio communication of speech have been known for some time³ and their use in land mobile radio has been proposed before^{4,5}. Unfortunately, the number of speakers per MHz of occupied bandwidth of practical spread spectrum systems is lower, by a factor of six or more, than with conventional amplitude modulated (a.m.) or narrow-band frequency modulated (n.b.f.m.) systems, and it is this relative inefficiency that has seemed to preclude the possibility of widespread adoption of spread spectrum communication in p.m.r.

In his paper² Mr R. F. Ormondrou said that because the tv signal was essentially broadband, the power per unit bandwidth was much smaller than the total power received. Therefore, if interference from a.m.- or n.b.f.m.-type signals occurred, the power density per unit bandwidth would rival that of the tv signal, even when the p.m.r. signal was very weak, and the visible effect would be relatively marked. The tv signal was also particularly sensitive to signals close to the carrier frequencies.

In a test with a.m. interference centred on the video carrier and 5dB below the peak carrier signal level, the visible effect was high-contrast wavy lines right across the screen. By contrast, a spread-spectrum signal of comparable power produced only random-like effects on the picture (snow). Because this type of interference was better tolerated by the viewer, a lower protection ratio (tv signal power against interfering

spread-spectrum p.m.r. signal power) was acceptable in such cases. The protection ratio of 10dB, assuming equal bandwidths of tv and spread-spectrum telephony signals, previously suggested⁶, was in agreement with results obtained in Mr Ormondroyd's experiments at the University of Bath. In essence, by making the wanted and unwanted signals more alike in spectrum width, the asymmetry which enhanced the ability of the p.m.r. signal to degrade tv reception was removed.

In the experiments carried out by Bath, only systems which used conventional amplitude modulation or frequency modulation of an r.f. carrier were considered so that they would be based to the largest possible extent on existing system components. The spectrum was then spread by multiplying by a function immediately prior to transmission. Fig. 1 shows a typical spread spectrum transmitter system.

Generation of the transmitted signal required spreading by digital modulation (d.p.s.k.) of a narrow band transmitter output, which could have been at a level of tens of watts. Research had yet to determine whether the optimum solution was modulation at a high level or low level spreading followed by linear amplification.

At the receiver the r.f. signal was filtered to optimise the received signal-to-noise ratio and then it was translated down to an intermediate frequency. The i.f. information was then de-spread by being multiplied by another function after which it was passed through a conventional demodulator. Therefore, according to the paper, all that was required for this system, in addition to a

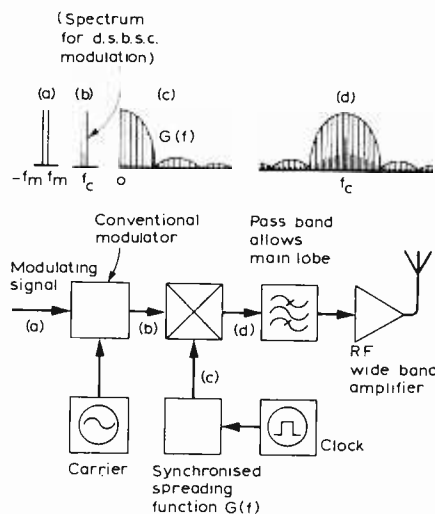


Fig. 1. Typical spread-spectrum transmitter system which enables mobile radio communications in the television bands, with relatively little interference. Waveforms correspond to the relative points a, b, c and d. Because both the transmitter and the television are broadband, the interference power per unit bandwidth is smaller than the power received per unit bandwidth.

simple, single-channel transmitter and receiver set, was synchronous spread and de-spread circuits.

In his overview address¹, Professor Gosling called this a provocative paper and said that putting land mobile radio in the television bands could only come to pass if a mobile radio system with the right characteristics for n.i.b. working could be devised: the television standards could not be altered to accommodate mobile radio.

Trunking systems for land mobiles

The use of channel sharing for land mobile radio is one effective way of reducing the congestion of those particular portions of the radio spectrum. Although this means that a user, who has to share a channel with several other people, gets a reduced grade of service, in the sense that he or she may often have to wait for some time for the channel to become free, the channel itself is more effectively utilized. However, the inconvenience involved can be quite unacceptable, even on moderately busy channels, and telephone traffic theory suggests that better channel utilization, and a much better grade of service, could be obtained if users were given access to several shared channels. Systems of this kind are called 'trunking' or 'dynamic channel assignment' systems. In mobile radio, according to a paper — Studies of small trunking systems for mobile radio⁷ — the critical question is whether the performance of multichannel trunked systems will be enough of an improvement over single channel systems to make the extra complexity worthwhile, and if so, how many channels will be needed.

The above paper reports some results of a trunking system study, carried out by Philips Research Laboratories, aimed at finding out whether the benefits promised by telephone theory really could be obtained in the very different circumstances of mobile radio. It concerned itself with traffic handling, rather than with hardware or signalling, and concentrated on systems which required the user to queue until a channel became free.

To obtain adequate information about the use which land mobile radio users make of their channels, the study team set out to monitor the behaviour of a representative group of 15 users in the Home Counties. The information obtained from this exercise included the lengths of transmissions and conversations, the variation of channels used in relation to time, the amount, type and time of occurrence of interference, and the proportion of failed calls from base to mobile. These figures were then analysed to obtain the general features of the behaviour of unbalanced⁸ queues, and the size of errors in system descriptors introduced by employing calculations which use a balanced system to predict the behaviour of an unbalanced system.

The study showed that small mobile

radio trunking systems would generally involve quite small numbers of users, all offering different amounts of traffic. In the paper the authors claim to have developed a new theory for predicting the behaviour of these systems, and this shows that, for a given traffic load, trunking systems actually work more effectively in land mobile radio than telephone theory would suggest.

The study is not yet complete and further work is in hand.

*A balanced queue is one in which all the users, on average, utilize channels in the same way — same number of calls, duration and frequency.

Traffic measurements

In the UK at the present time there are approximately 16000 licensed base stations using 800 channels available in the v.h.f. and u.h.f. land mobile radio bands, and demand is greatest in areas such as London, the Midlands and South Lancashire. In the majority of cases several different types of user organizations share a single channel in order to aid the conservation of the frequency spectrum. Any method of enabling several users within a given area to share the same radio channel must be based on the statistics of traffic occupancy.

In one paper⁸ the Home Office Directorate of Radio Technology describes a method they used to obtain channel occupancy measurements for private mobile radio. This method used an automatic scanning receiver. The paper also discusses the extent of traffic congestion on private mobile radio channels used in the London area.

The equipment used by the Home Office acted as an on-line, real-time, data capture facility for v.h.f. and u.h.f. spectrum surveillance. It enabled up to 80 channels to be scanned per second. The system comprised a computer, a magnetic tape transport, a teletypewriter, an X-Y plotter and a double superheterodyne radio receiver with a programmable signal generator.

In operation, the computer generated the required frequencies for a v.f.o. which controlled the receiving equipment. A voltage, proportional to the carrier level on each channel, was produced at the output of the receiver, by a logarithmic amplifier, and digitized before being recorded on the magnetic tape. The computer also compared the measured carrier level for each channel with a list, contained within its memory, defining the limits above which the channel was considered to be occupied. Short term occupancy could be printed at fixed time intervals on the teletypewriter. These results included the percentage time occupancy of each channel, the number of calls, the mean duration of calls and the mean time between calls. Variations and relationships of some of the results could be analysed by a separate computer pro-

gramme and displayed on the X-Y plotter.

The site used by the Home Office for their own monitoring exercise was Alexandra Palace in North London. This gave good coverage of the London area. Each channel was monitored during April and May of 1977 for a period of 24 hours during a normal working week-day.

The results showed that there were 167 channels where, for any fifteen minute interval, the average traffic occupancy did not exceed 12.5%. Since total traffic was assumed to be divided equally between base stations and mobiles a channel was said to be saturated when the average traffic occupancy was about 40%.

In conclusion, the paper said that certain channels in the London area were heavily used but the majority of channels were by no means heavily loaded. The most heavily loaded band appeared to be the High Band but only 18% of channels had occupancies exceeding 39% at certain times. However, the authors stressed that no firm conclusions should be drawn from the exercise as it was only a representative sample.

According to the paper, spectrum surveillance is now a regular feature of the Directorate's work and it is expected that in the next twelve months certain trends, and areas of possible congestion which are lightly loaded, can be identified and these results used in conjunction with the Home Office's computerised frequency assignment facility to offer the most suitable channels to potential users of private mobile radio.

Underground communications

A communication system which will work in an underground tunnel is a convenience for daily activities, but in emergencies it may become vital for survival. Consequently, the subject has created great interest among communications design engineers and, in a paper⁹ entitled 'Radiocommunication in the tunnel and underground street', five Japanese authors have again shown that communication by radio waves in a tunnel is fully possible.

During experiments carried out by the Japanese team, the straight, 1470m-long concrete tunnel which they were using, acted as a high pass transmission line, similar to a circular waveguide. The main purposes for the study, in addition to proving yet again that tunnel communications were possible, was to obtain the attenuation and phase constants of the 'waveguide', theoretically and experimentally.

The tunnel had a radius of 4.8m and a flat base on a chord of 8.8m. Its upper-semicircular surface included a steel frame made from 20cm I-beams spaced at least 1.2m apart, and its base was reinforced with 20cm-cube caging made from 19mm diameter iron rod.

The transmitter and receiver set was

of the taxicab type and was used at a frequency of 470MHz with a transmitter power of 0.5W. With the fixed station antenna in the tunnel, communications, according to the team, were as good as with a public telephone, and because large variations in communication could not be found when the distance between the transmitting and receiving antennae were varied, they believed it conceivable that even in a longer tunnel complete communication was possible.

In order to determine the attenuation constant, a fixed station and antenna were set up 30m outside the entrance of the tunnel and the radio wave sent into the tunnel. A truck carrying a mobile station and its antenna was then moved along the tunnel and the variation in the output field strength at the receiver relative to distance was recorded on a pen recorder. From these results, the attenuation constant was determined using the method of least squares. It was these results that showed that the tunnel was a kind of high pass transmission line similar to a circular waveguide, and according to theoretical considerations, the experimental results corresponded to the theoretical value of the TE₀₁ mode configuration.

To obtain the wavelength in the tunnel, a screen reflector was placed across the entrance and a radio wave was transmitted, from a fixed station inside the tunnel, towards the screen. The receiver and its antenna were then moved along the tunnel and the receiver's output was traced on the pen recorder to obtain the standing wave, and hence the wavelength. The experimental values agreed well with the theoretical results and the lowest cutoff frequency was found to be 23.5MHz.

References

1. Gosling, W., Fixed and mobile radio communications — overview address, University of Bath, p134*.
2. Ormondroyd, R. F., University of Bath, p156*.
3. Costas, J. P., 1959, Poisson, Shannon and the radio amateur, *Proc IRE*, p2058.
4. Cooper and Nettleton, 1977, A spread spectrum technique for high capacity mobile communications Proceedings of 27th Annual Vehicular Technology Conference, Orlando, Florida.
5. Eckert, P. and Kelly, R. M., 1977, Implementing spread spectrum technology in the land mobile radio services, *IEEE trans. Comm.*, COM-25, No 8, p867.
6. Kochevar, H. J., 1977, Spread spectrum multiple access communications experiment through a satellite, *IEEE Trans. Comm.*, COM-25, No 8, p853.
7. Davis, C. K. and Mitchell, R. F., Philips Research Laboratories, p143*.
8. Durkin, J. and Hart, M.J.S., Some results of traffic measurements obtained by monitoring radio channels in the private land mobile radio services, Directorate of Radio Technology, Home Office, p152a.
9. Chiba, J., Inaba, T., Kuwamoto, Y., Banno, O. and Sato, R., Tohoku University, Yagi antenna Co. Ltd, Hitachi Ltd, and Hitachi Denshi Ltd, Japan, p163*.

* IEE Conference Publication No 162. Communications 78, Communications equipment and systems, 1978.

FREQUENCIES IN DEVELOPING COUNTRIES

I would like to refer to the comments published in your April 1978 issue entitled 'Developing countries "deplore" Western retention of frequencies' (News p.51). In the sixth paragraph of these comments a reference appears to have been made to my article published in the *Asia-Pacific Broadcasting Union (ABU) Technical Review* for January 1978. The comments as made in *Wireless World* are likely to create certain misunderstandings, which I would like to clarify as follows.

It has to be recognised that the comments attributed to me about broadcasting occupying 9.5% of spectrum pertain only to the h.f. band extending from 4 to 27.5 MHz. A comparison of this claim with the allocation to broadcasting in the bands above 30 MHz is hardly relevant. It is not correct to compare two different things.

The paragraph in question also mentions that "there is little indication of the way the proportions allocated to each use within the h.f. band have been worked out". The way in which the proportions allocated to each use is clearly indicated in the notes accompanying the PIE chart appearing in Figure 1 of my article in the *Technical Review* of the ABU to which a reference appears to have been made. Furthermore, the table of frequency allocations in the Radio Regulations is a matter of open book.

I hope that you will kindly clarify the above position in order to remove the misunderstanding.

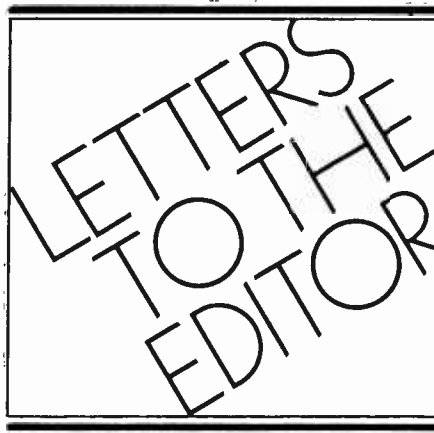
Irfan Ullah
Director of Engineering
Pakistan Broadcasting Corporation
Headquarters
Rawalpindi
Pakistan

PROGRAMMING MICROCOMPUTERS

I would like to put the letter from Dr D. P. C. Thackeray (June issue) into context as it reflects an approach to programming which I believe to be out of place except perhaps for the "hobby programmer".

When a computer programme is to be used in more than one place, or by more than one person, or for more than one purpose, then the requirements are very demanding; even in the "one off" case, coming back to an undocumented programme after a few months can demonstrate the need for good software standards. To be useful, a computer programme must be well defined, documented, structured, and complete. These characteristics then contribute to making it testable, maintainable, modifiable, and extendable; these "buzzwords" of modern software production have a very real impact on the value of the end product.

It is here, then, that I take issue with Dr Thackeray, for learning to dispense with flow diagrams is but the first step to discovering their value! By forcing the programmer to put his ideas down in a formalized way, the probability of producing complete software is greatly increased. Additionally, much of the documentation (otherwise left until last, and therefore inadequately done because of



lack of time and immediate incentive) is already there. It is then but a short step to applying the rules of structure and modularity proposed by Dijkstra *et al*, and one has a useful software product as opposed to a computer programme.

This is not the whole story of course: one should also address the problems of software security, fault tolerance, data ownership, and so on, but first must come the recognition of the need. An "optimistic view of errors" is (by definition!) unrealistic, as becomes apparent as soon as one starts to use more than a couple of dozen lines of code. Because of the inherent flexibility of software it is never completely testable and one has to learn to live with faults; even when all the rules of good software production have been followed bugs still remain, sometimes for years, waiting for the right set of conditions to bring them to life.

On the subject of naked microprocessors, I think we must ask "What are they for?" They have been produced in response to a need for programmable logic, and are not really designed for use as "computers". If one chooses to use them as such, then one must accept the inconveniences of nakedness as the price for cheaply available, man produced, hardware. The "naked microprocessor" will not go away!

K. G. Parr
Mühlacker
West Germany

NOSTALGIA CORNER

The interesting contribution in the June issue, "The Morsemaker" reminded me of the simple morse sending device which was used during the early war years at No. 2 Radio School, Yatesbury, Wilts to train wireless operator/air gunners to become familiar with the airborne receiver, type R1082.

The R1082 training laboratory was housed in Hut S82, and consisted of about ten R1082s mounted on benches round the room, and the training exercise involved the trainee in tuning the receiver to selected frequencies of station 'S7L' set by the instructor so that the would-be flyers could learn how to change coils, frequencies, and were initiated into the mysteries of knowing how to receive c.w. on the straight t.r.f. type receiver by means of two tuning controls, the oscillator control and, of course, the "o.t.p." (oscillator-test-point) on the receiver front panel.

The actual radio station 'S7L' was, in fact, concealed on a table in the centre of the laboratory and consisted of an oscillating

R1082, with the morse interrupter in series with the 120-volt dry battery, which powered the receiver. The morse sender was an old fashioned penny with the morse characters 'S7L' filed into the edge. This was soldered on to the drive spindle of an old 12-volt motor car Klaxon motor suitably speed controlled by a rheostat in series with a 12-volt aircraft accumulator. A piece of springy brass made contact with the raised morse characters on the rotating penny edge which interrupted the h.t. current to the oscillating detector in the R1082. I feel sure that many wartime flying wireless operators will remember this and must have wondered where station 'S7L' was located.

While still at R.A.F. Yatesbury, it is worth mentioning that in Hut S84, the school common room close by, *Wireless World* contributor M. G. Scroggie held his popular weekly music circle evening, classical mono record concerts (stereo had yet to arrive!), which provided a much appreciated haven away from the rigours of a "war-torn" radio school. But, however, let me hasten to add that Squadron Leader Scroggie, as he was in those days, had much more important duties to attend to during the day at the highly secure No. 8 Radio School, also at Yatesbury, where radiolocation (later radar) was being taught, but that is another story!

E. J. Williams, G2AKY
Emsworth
Hants

DIRECT PERCEPTION OF RADIO WAVES?

Your interesting correspondence on this subject reminds me of two events that happened in pre-war days. Remarkable events, albeit not of my own experience.

In Huizen, Holland, there was a toolshed just underneath the antenna of the powerful broadcast transmitter. On some occasions, when everything was very quiet, one could hear faint music. Strictly speaking this was not "direct perception": the shed acted as a receiver. Maybe an h.f. voltage was induced between two parts very close together. The electrostatic attraction could have "detected" the signal and at the same time created the mechanical force for sound production. This is a radio receiver stripped down to bare essentials: a parallel plate capacitor being aerial, (square law) detector and (electrostatic) loudspeaker all in one.

Or maybe it was not voltage but current that did the trick: h.f. current rectified in rusty (semiconductor) joints giving rise to modulated d.c. that, with steel parts, could produce sound.

The second case of direct perception happened in the old days in Boston, USA. A man suddenly started humming tunes. All day long. Quite exasperating for the family. His wife was remarkably quick in convincing the family doctor to fill out the necessary forms. But even when the strong men in the white jackets arrived our man went on singing.

On the analyst's couch a lot of data emerged most of which are not suitable for WW columns. But the relevant fact was that our friend had started his singing after a visit to his dentist. The analyst was also a radio amateur and he was able to follow this clue. The dentist had filled a hole in a tooth and for this job he had used a carborundum grinding stone. A tiny carborundum crystal was left

is far more to the design of audio amplifiers than basic circuit design. Power supply design has an important influence on the performance of an amplifier. If the mains transformer or supply capacitors are low in their rating, the amplifier will not be able to maintain its power response to very low frequencies. It will also sound inferior to a similar circuit with a more powerful supply because the dynamic crosstalk between channels will be greater. Even with a mono amplifier the variation in the power supply voltage will modulate the output.

Another area of amplifier design which requires careful design is the earthing circuitry. For example, one amplifier I built in which I took some care in the earth connections started to oscillate at supersonic frequencies when the two earths at the phono input (insulated from the chassis) were connected. The answer was to separate the signal earths from the smoothing earths.

Mr Jones also mentions cheap speaker switches which make better diode detectors than switches. The same comment also applies to 90 per cent of all the phono sockets which are sold to constructors. These sockets are always a chore to solder, as they have to be scraped to give a clean surface for the solder. I have noticed audible differences between amplifiers which cannot be explained from the circuitry, but can be explained from the type of phono socket. The cheaper socket sounds harsher by comparison. Yet I cannot think of any current advertiser in your journal who is able to supply the decent sockets.

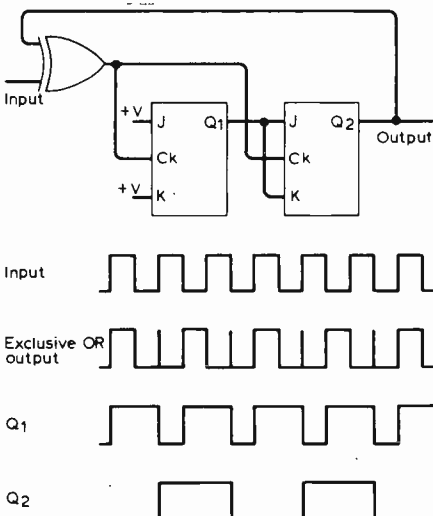
Graham Nalty
Borrowash
Derby

DIVIDE-BY-THREE SIMPLIFIED

In reply to Mr D. J. Eaton's divide by three circuit in the June issue (Circuit Ideas, p.66) the accompanying circuit accomplishes the same divide by three with an accurate unity mark/space ratio, but uses only two packages and no passive components.

It will be seen that this enables the circuit to operate without adjustment over the entire frequency range of the logic used. It has the further advantage of being a synchronous system.

D. Stuart Smith
Cupar
Fife



AUDIBLE AMPLIFIER DISTORTION

Hi-fi readers of hi-fi subjects will be well aware from my writings^{1, 2, 3, etc.} of my placement in the controversy currently raging between all those in favour of listening assessment of hi-fi equipment — and to hell with lab measurements — and those who place a far greater regard on carefully conducted instrument measurements, with a properly controlled subjective evaluation as a back-up. In the second group we find a majority of professional engineers.

I would like to make it clear that I do not subscribe to the view that has appeared in some mysterious way recently that hi-fi equipment can only be evaluated meaningfully by listening to it. In my judgement and experience if one amplifier auditions differently from another then this difference is measurable in the lab.

Even if it were possible to be subjectively sure that one amplifier produces a different sound from another, there are no universally-proclaimed adjectives suitable for describing the differences. Consequently, and as so clearly demonstrated by Reg Williamson⁴, a whole range of often highly ambiguous adjectives is brought into play. Real damage can then result to a manufacturer, designer or company which is so totally out of scale with the real performance of the equipment. A small firm could easily end up in queer street from a solitary, opinionated judgement.

It is true that the nature of a review and the positive or negative bias applied to it can significantly influence the subsequent magnitude of sales. Conversely, therefore, a rave review given to a piece of equipment which is relatively poor in design and engineering could have just as grave consequences on competing manufacturers of similar type and price equipment but of superior design and engineering.

A competent reviewer, of course, will have his audio-buying readers always in mind, and he is aware that it would be grossly unfair to them to recommend a piece of equipment which has obvious shortcomings. He thus requires a very balanced outlook with adequate backing experience in order to present the equipment in an accurate light.

The great danger lies with the pseudo-review which delves insufficiently deeply into all the important aspects and then concludes with highly decorated and glossy language. This sort of review might place outrageous emphasis on a minor point which has little moment on the designed-for use of the equipment⁵. The reader might thus react in error. Happily, from the many letters I receive from readers over the years it is becoming apparent that the hi-fi-buying public and enthusiasts are fast learning to discriminate against (or, at least, taking little heed of) reviews such as these.

Carefully controlled listening tests with a skilled and musically-adept panel (each member being prior examined with "confusion matrix") nevertheless have their place in hi-fi equipment evaluation. From our own experience of using a panel of this kind over a number of years many of the points exposed by Peter Baxandall⁶ have been substantiated. Indeed, our panel tests in conjunction with lab work have revealed areas of subjective/objective correlation, and one of our published lists¹ covers pretty

well all the points (and others) brought out by Mr Baxandall.

A professional, detailed review, of course, is costly to prepare and is apparently not within the scope of all magazines to commission. Moreover, reviewers with the necessary background experience and training and possessing suitably-equipped laboratories are scarce. Hence the evolution of the reviewer whose prime tools are ambiguous adjectives and emotive terminology derived from highly debatable observations and listening experiences.

Little wonder, then, that manufacturers and distributors are beginning to look in detail at the reviewers who will be handling their equipment before submitting it to the magazines. (This letter was submitted Oct. 1977.)

Gordon J. King
Brixham
Devon

Références

1. Gordon J. King, "Old wives tales," *Hi-Fi for Pleasure*, March 1977.
2. Gordon J. King, "Amplifiers — measuring what we can hear," *Hi-Fi News & RR*, July 1977.
3. Gordon J. King, "Three tuners," *Hi-Fi News & RR*, August, 1977.
4. Reg Williamson, "The language of hi-fi," letter *Wireless World*, October 1977.
6. Peter J. Baxandall, "Audible amplifier distortion is not a mystery," *Wireless World*, November 1977.
5. J. E. Gardner, "Onset of lunacy," *Hi-Fi News and RR*, letter, November 1977.

CIRCUIT ACTION AND PROGRAMME SIGNALS

In reply to Mr Hamman's letter (June issue), I feel he is mistaken in thinking that the use of the more complicated equation for the complex impedance of an ideal capacitance is necessary. The usual equation $Z = 1/j\omega C$ is perfectly valid. However, the ω used in the equation is the angular frequency of a steady, continuous, unmodulated sinusoidal waveform. Any other type of waveform can be Fourier analysed into an integral sum of such waveforms, with a continuous spectrum of values of ω (if non-periodic).

$$\text{i.e. } V(t) = \text{Re} \int_0^{\infty} A(\omega) e^{j\omega t} d\omega \quad (A(\omega) \text{ is complex})$$

$$\therefore \frac{dV}{dt} = \text{Re} \int_0^{\infty} A(\omega) j\omega e^{j\omega t} d\omega$$

$$\therefore I = C \frac{dV}{dt} = \text{Re} \int_0^{\infty} j\omega C A(\omega) e^{j\omega t} d\omega$$

I itself can be Fourier analysed, so obviously, considering just one component of the waveform of angular frequency ω , the amplitude $I_{\omega} = A(\omega) j\omega C$

$$\text{impedance is } \frac{1}{j\omega C}$$

The waveforms suggested by Mr Hannam therefore do not use ω as defined for use in the above equation, but each spectral component does. The use of the equation derived by Mr Hannam is therefore unnecessary.

M. J. Scoltock
St Catherine's College
Oxford

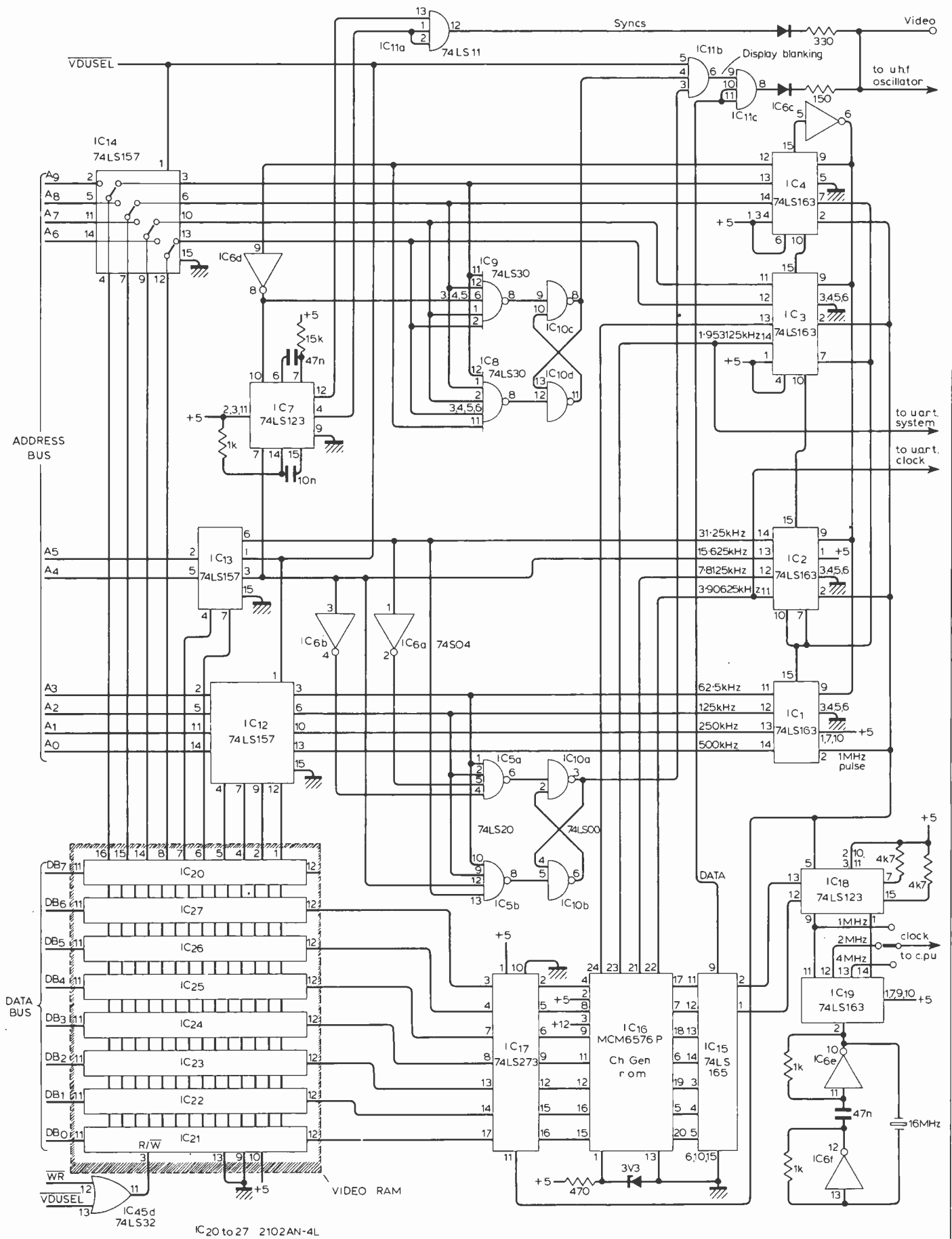


Fig. 2. The video r.a.m. section of the computer and associated logic.

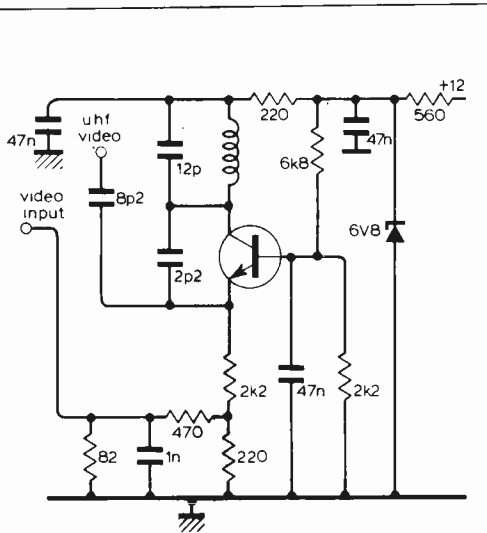


Fig. 3. Circuit of the u.h.f. oscillator providing a signal for the tv set.

sent data of the right type in the right locations so that the tv set acts as a v.d.u. This assumes that the memory section is not required for any other purpose, but if it is it behaves to the c.p.u. like normal memory and the user

would not be any the wiser if he turned off his tv set. This section of the computer is called a video r.a.m. (see right-hand side of block diagram Fig. 1 in the January 1978 issue, p. 75). Details of the video r.a.m. display addressing are shown in Fig. 1.

The video r.a.m. itself, shown in Fig. 2, is operated by switching the memory i.c. address lines between the c.p.u. address bus and a counter/divider chain so that hardware continuously cycles the address lines to the memory. The memory packages themselves, IC₂₀ to IC₂₇, are continuously selected so that their output is always available. This is prevented from jamming the c.p.u. data bus by placing a transmission gate, 81LS97 (not shown), between the data bus and the output pins. For each address the output is latched in IC₁₇ and used as the address of a large r.o.m. called a character generator (IC₁₆). The output of this r.o.m. has been programmed to be the video dot pattern of part of a character, according to the raster row number and the character. The 8-bit output is loaded into IC₁₅ (a parallel-in, serial-out shift register). The output of

this is the black and white information for the tv set. The i.cs IC_{1,4}, IC₁₈ and IC₁₉ divide the 16MHz crystal oscillator frequency to provide the correct cycling of the memory address lines, and the shifting of video from IC₁₅, and by means of other gates they generate video blanking, frame sync and line sync at the appropriate intervals.

Compatibility with a tv set is further assured by the u.h.f. oscillator shown in Fig. 3. Composite video is also available for driving a television monitor to give a sharper image. The character organisation and size have been designed to optimise legibility on a domestic tv set. The i.cs IC₁₂, IC₁₃ and IC₁₄ are normally held in the state which connects the memory address lines to the counter/dividers. If the c.p.u. requires to read from or write to the memory these i.cs switch the memory address lines to the c.p.u. address bus.

To be continued. The next article will deal with the Z80 microprocessor used as the c.p.u.

Microprocessor application creates more jobs

A BRITISH fruit machine company is buying £350,000 worth of microprocessors from the British subsidiary of Motorola Inc. The orders, for the 6800, is the biggest to have been placed outside the United States, say Motorola.

At a press conference John Marshall, managing director of Barcrest Ltd, said "Microprocessors are the logical answer to making fruit machines." The industry was highly competitive, and new machines had to be produced all the time. He told *Wireless World* that machines were replaced, on average, once every seven to ten weeks. In addition, saturation had been reached in that there were likely to be few new locations for the machines. In that situation a company had to keep ahead by continually producing new models.

Exporting to Europe was made difficult by different legal requirements in the various countries - "UK machines are not exportable" - and because of the high complexity that market required, especially in West Germany. "Each country generates its own fashions, needing perhaps 20 different machines in a year." Models needed to be produced at very short notice. Engineers needed to be trained quickly to service them, and the buyers of the machines wanted rapid service when the machines went wrong, sometimes within the hour. This created a large spares requirement.

The machines are working in a hostile environment. If they are installed in pubs there is usually electrical interference from electric beer pumps, and some gamblers carry electrical noise generators to try to make the machine malfunction.

Ten years ago, he said, they began to use

logic circuitry on plug-in boards, and engineers would carry a set of boards for a range of machines. Then about three years ago they put the common features of the machines on i.c. chips, and Marshall estimated that about 10,000 of these machines were now in use.

"The microprocessor took us a lot further. It enabled us to use a single control system for all the machines. Internally they are identical, or virtually identical, but outside they are different. The difference is in the plug-in programme." They could increase the rate at which they produced new machines, but the bulk of the product remained standard. Each machine contains a central processor chip, two peripheral interface adaptors, and a r.a.m. chip, besides the plug-in combined r.o.m. and p.r.o.m. "Now as machines become obsolete we can change them instantly and, in many cases, on site".

For the last 12 months almost all of Barcrest's output had been microprocessor-based. Over the last eighteen months they had increased their staff by 35%, and several thousand of the machines were now installed throughout Europe.

Barcrest's chief engineer, John Wain, explained that they had been able to make the change over the past two years. The attraction was that microprocessors offered standardised hardware, simple testing in production and in the field, easy programing, a good range of interface chips, an interrupt facility, and second sourcing. In addition to those advantages, he said, automatic test equipment could do a quarter of a million tests on the machines in 7s, as part of the plug in p.r.o.m. programme.

Motorola UK marketing director Mike Alderson announced at the press conference

that their 16K r.a.m. chips were now available in quantity and would cost less than £5 each in bulk by the end of the year. The East Kilbride factory was also producing the 6800 microprocessor on 4in wafers. The Barcrest order is an indication that Motorola is firmly committed to the consumer market as the only likely market large enough to drive chip costs down. Chips had to be made and sold by the million, he said, and that meant they had to be very widely used. The chips were expensive to make because they were extremely complex. By definition, he went on, large use "means consumer products. That means driving the 6800 products down the learning curve." One of the biggest markets would be for automotive products in the USA. □

Discriminative metal detector — points arising

In the circuit diagram on page 45 of the July issue the values of C₁, C₇ and C₁₄ were not listed. These components will depend upon the coils used in parallel with them. If the Waddington search coil is constructed, C₁ should be 1000pF and C₁₄ should be a 7 to 75pF variable capacitor. If an Ambit i.f. coil, type YXRS 17065, is used for L₂, a 470pF capacitor for C₇ will give an oscillator frequency of 89kHz.

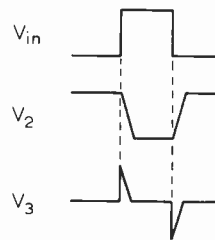
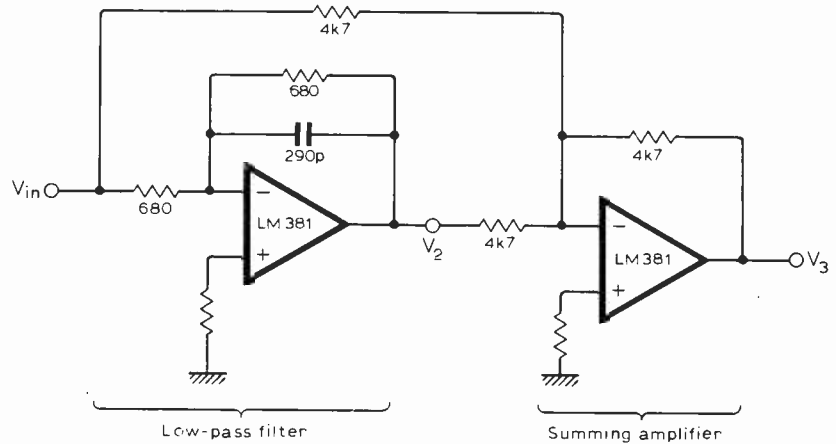
The logic gates used for both oscillators can be either NOR types such as the 4001 or NAND types such as the 4011. The gates used for driving the l.e.d.s should be 4001 NOR types.

CIRCUIT IDEAS

High frequency differentiator

The differentiator function is used in many signal processing applications and can be achieved by using a series RC network or a simple op-amp stage. Because a differentiator has a gain proportional to frequency, instability can occur at high frequencies. Also, the signal-to-noise ratio can be poor. The circuit shown overcomes these problems and is based on a low-pass filter which restricts the slope of high frequency edges. When the output of the filter is subtracted from the original signal, a differentiator type output is produced at V_3 . The circuit operates at frequencies up to 5MHz with the component values shown.

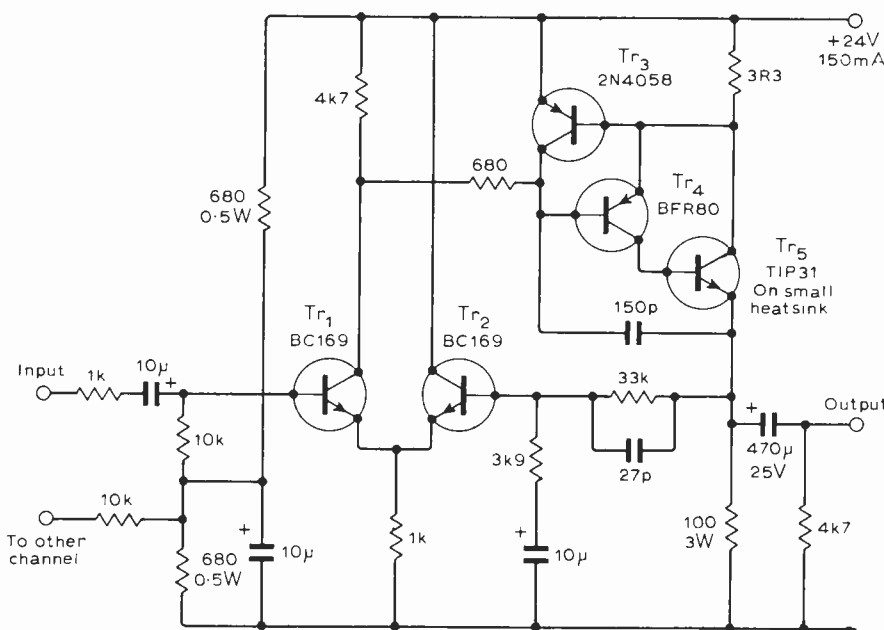
S. Cussons,
Portsmouth,
Hants.



Class A headphone amplifier

This circuit was developed for use with headphones or as a line amplifier. Discrete components are used instead of i.c.s to improve the slew-rate performance. Overload protection is provided by Tr_3 and operates at 180mA. The gain of the amplifier is 9.5, and the input impedance is 11k Ω . A resistor in series with the input prevents r.f. pickup. Both channels are biased from a common potential divider at the input.

J. Vincent
Ilford,
Essex.



Programmable data generator

This data generator is suitable for design and development work and is particularly useful in high frequency data rates, 4 bit data inputs, and mark-space generator applications.

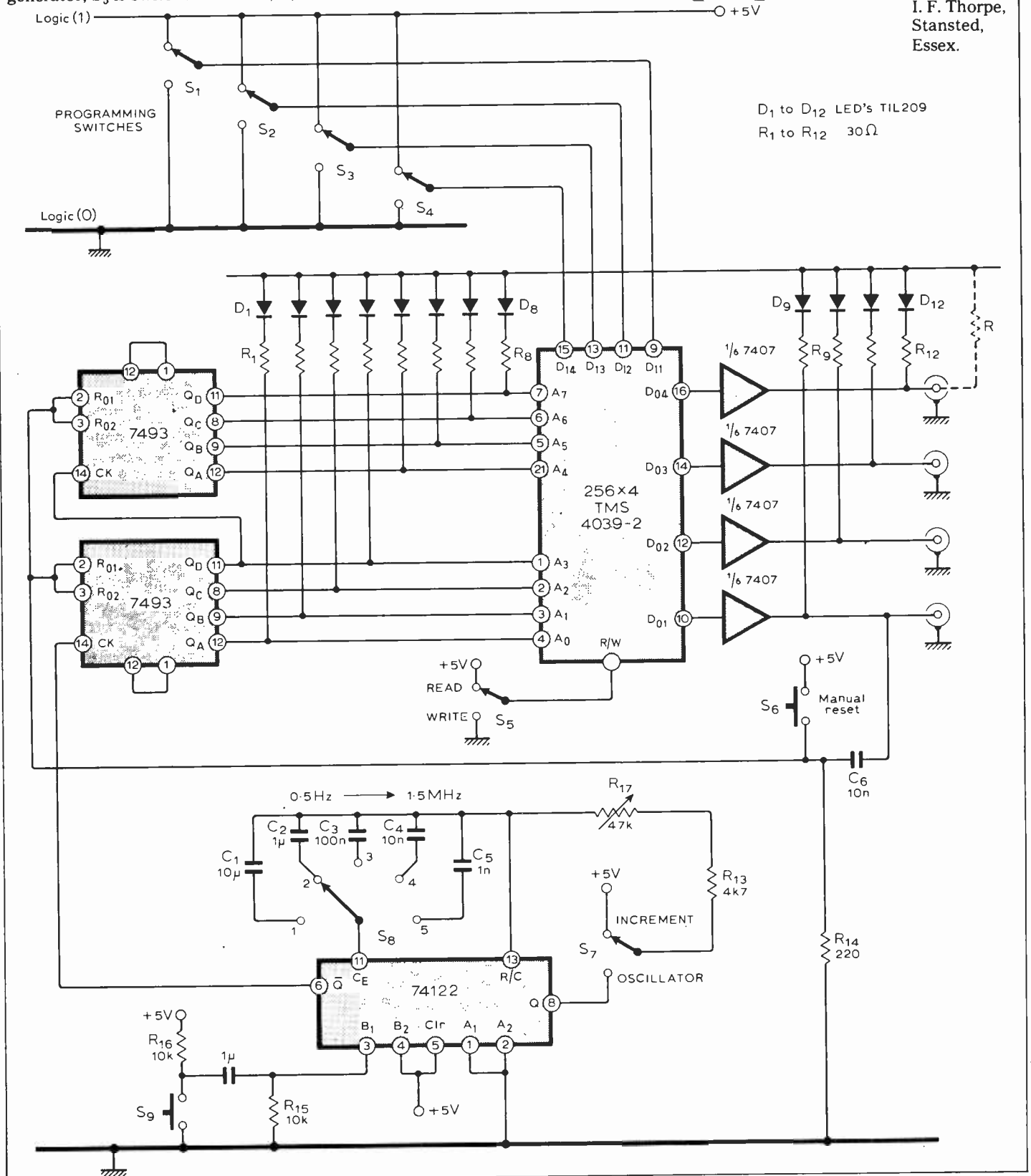
The generator consists of a 256 × 4-bit r.a.m. addressed by two 4-bit counters which are clocked by a 74122 monostable. The clock frequency is adjustable by selecting C₁ to C₅ and adjusting R₁₇. To programme the generator, S₅ is switched to write, S₇ to

increment, and S₈ to C₁. Switch S₆ is then depressed which resets the counters to zero, and S₁ to S₄ are programmed to give the required logic levels. With S₇ in the increment position, S₉ triggers the 74122 which increments the counter and loads the data into the r.a.m. Switches S₁ to S₄ are then re-programmed and again clocked into the r.a.m. by S₉. This continues until the complete programme has been written. If the reset line D₀₁ is used, zeros are

programmed by S₁ and a 1 is programmed when the reset is required. This positive edge will then reset the counters.

To playback the programme, S₇ is switched to oscillator, S₈ and R₁₇ are adjusted to give the correct frequency. If the reset line is not required, C₆ can be omitted. Diodes D₁ to D₁₂ are l.e.d.s and indicate the state of the counter and outputs. The l.e.d.s are on when a zero is present. Note that a pull-up resistor is required on the output of the 7407 if the generator is to be fed into t.t.l.

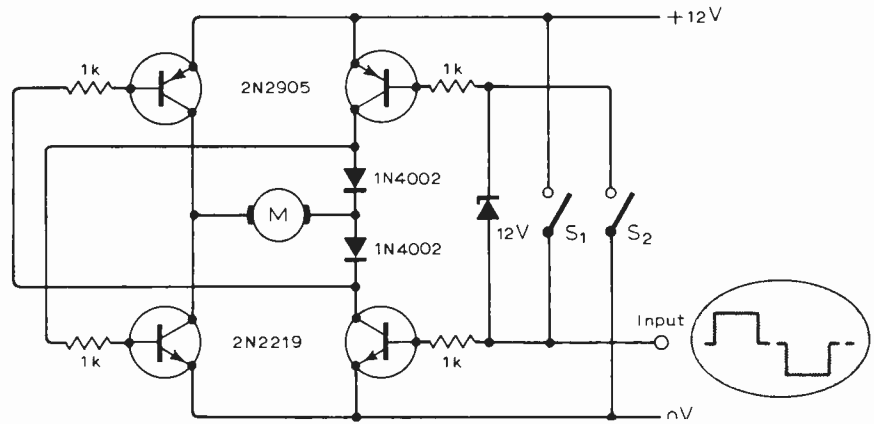
I. F. Thorpe,
Stansted,
Essex.



D₁ to D₁₂ LED's TIL209
R₁ to R₁₂ 30Ω

D.c. motor control

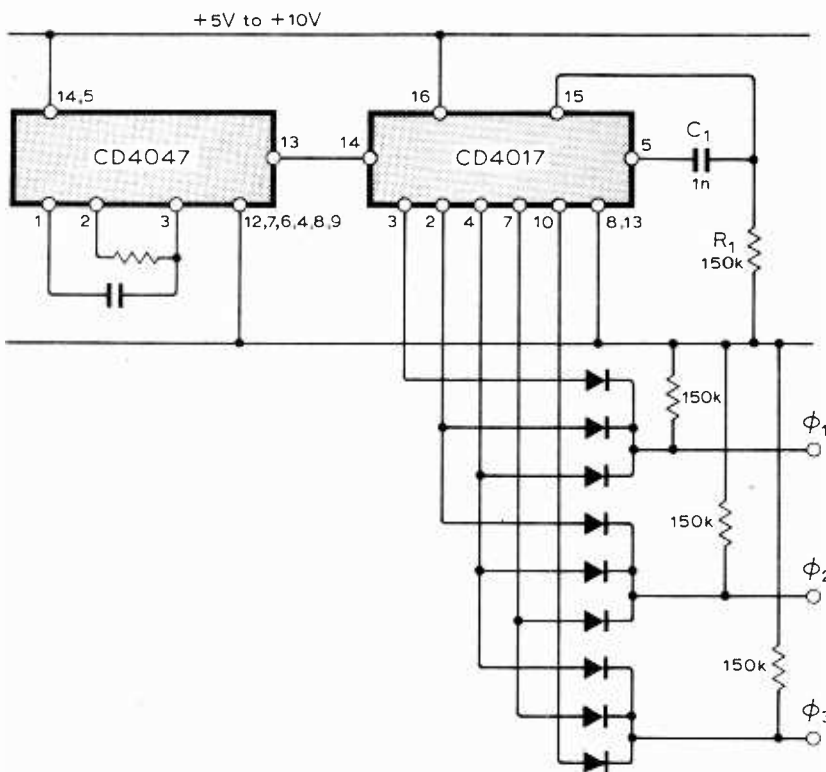
This circuit uses a bridge configuration to control a d.c. motor in both rotational directions. When a positive or negative pulse is received the appropriate pair of transistors conduct and supply current to the motor. If S_1 and S_2 are activated by a cam on the motor shaft, a latch facility can be produced for accurately driving the motor through a part or whole revolution. Rusman Rusyadi, Indonesia.



Three phase generator

This circuit was designed to provide three outputs, phase shifted by 120° , to drive a low voltage three-phase supply for a linear motor. The CD4047 is used as a clock at six times the required frequency. This drives a one-of-ten decoded counter which is reset after a count of 6 by R_1 and C_1 . The appropriate outputs of the CD4017 are combined via diodes to produce three phase-shifted square waves. The circuit can easily be adapted to give a wide range of phase related outputs by altering the diode network and reset pulse.

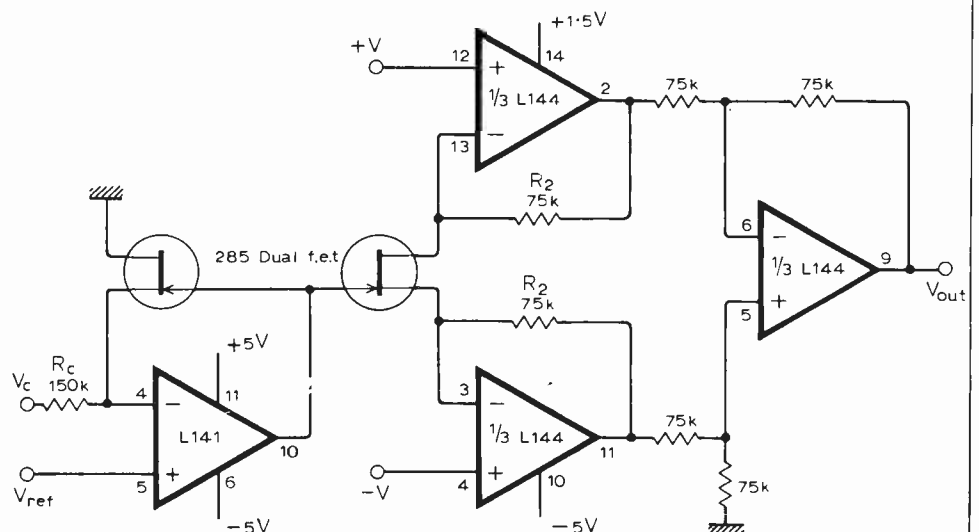
A. J. Richardson,
Newport,
Isle of Wight.



Instrumentation amplifier with voltage-controlled gain

In this instrumentation amplifier a resistor, which is normally between the inverting inputs of the op-amps, is replaced by a dual f.e.t. Assuming that $R_c = 2R_2$, the output voltage is given by V_c/V_{ref} V. The gain of the amplifier can be varied by adjusting the ratio of these two voltages.

Kamil Kraus,
Rokycany,
Czechoslovakia.



Measuring transducer directivity

Equipment for measuring microphone or loudspeaker polar response in a reverberant room by gated tone burst

by Peter D. Hiscocks, Ryerson Polytechnical Institute, Toronto

The anechoic chambers commonly used to measure loudspeaker and microphone polar response are impracticably expensive for many institutions. This article describes the equipment built to implement the tone burst sampling method of measuring directivity. Included in the equipment is a polar-to-rectangular converter which enables polar plots to be made on an x-y recorder.

EQUIPMENT DESCRIBED in this article was originally developed to measure the polar response of a directional loudspeaker to be used in acoustic radar experiments. It has also proven useful for the measurement of domestic high fidelity loudspeaker polar patterns and directive microphone polar patterns, and might prove useful in demonstrating the basics of directional radio antennas.

An anechoic chamber, in which these measurements are usually performed, was unavailable. However, Capetanopoulos¹ has described a method by

Gated polar response measurement

Until recently frequency and polar response tests of loudspeakers and microphones were conducted in anechoic chambers, where highly sound-absorbent glass-fibre wedges prevent the formation of standing waves. Capetanopoulos suggested that this type of measurement could be made in an ordinary room by gating a short burst of the test tone supplied to the loudspeaker. The measuring microphone is gated on at the precise instant the direct unreflected sound arrives at the microphone from the loudspeaker. Reflections from the room surfaces arrive after the direct sound, but the

microphone is now off and so ignores the room reflections. After a short pause to allow the room reflections to die away the process is repeated.

In practice, there is a lower limit to the test frequency used in this technique, set by the requirement that the arrival of the direct sound at the measuring microphone not overlap the arrival of reflected sound from the roof surfaces. This is of the order of 100Hz for typical rooms and microphone-speaker spacing.

The same basic technique may be used for loudspeaker frequency response measurements, and Bruel & Kjaer now market equipment for this purpose.

which the polar response may be measured in an ordinary room (see box). A block diagram of the basic technique shown measuring a loudspeaker is shown in Figure 1. A sine wave generator at some frequency is gated on and off by a tone burst gate. The tone burst

is amplified and applied to the loudspeaker under test.

The tone burst is picked up by a sound level meter and filtered by a bandpass filter, which attenuates both the harmonics generated by the gating process and the room ambient noise. A sampling

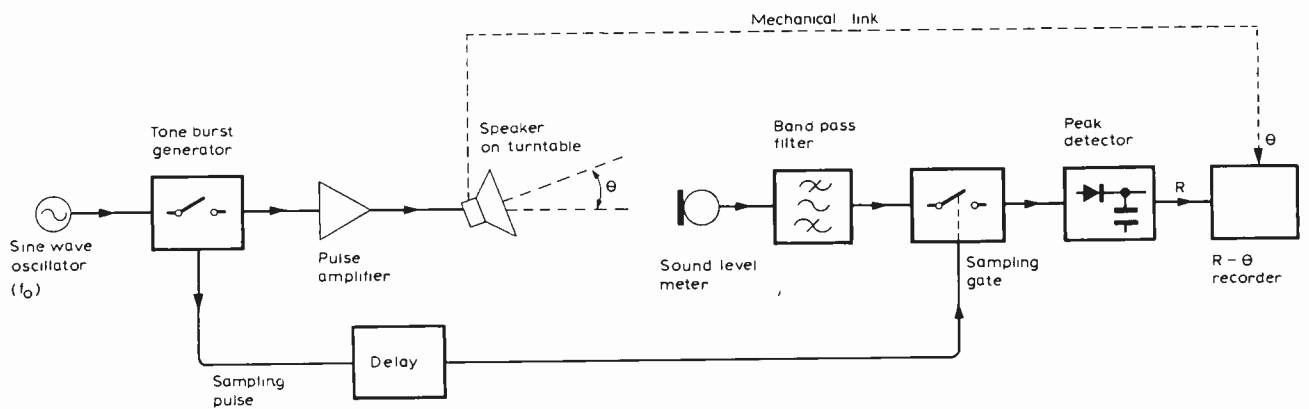


Fig. 1. In the gated tone burst method, a signal from a sound level meter is gated on when the initial sound burst reaches it, and off when room reflections reach it. Delay is conveniently obtained from a delayed-sweep oscilloscope.

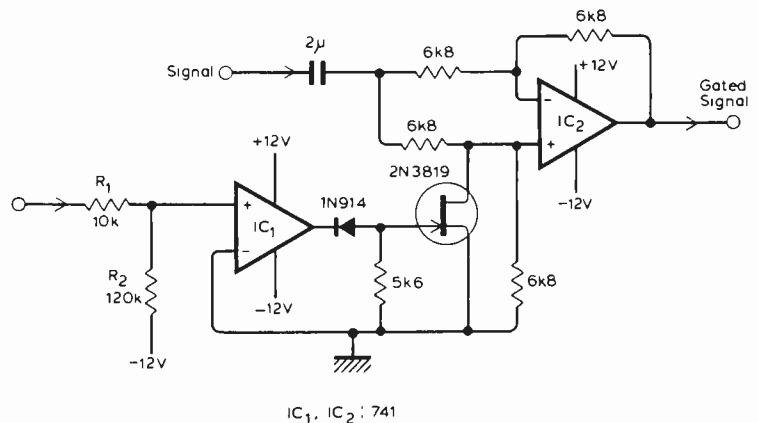



Fig. 2. In this gating circuit, resistors R₁ and R₂ suit a delayed gated signal from an oscilloscope, in this case the 0 to +2V signal of the Tektronix 453.



Underside of turntable, showing drive motor and gearbox. Resolver is mounted on a piece of aluminium angle and coupled to the turntable by a short piece of rubber tubing. Motor mount is spring loaded (lower centre) to keep it in contact with the output gear in spite of eccentricity in the table mounting.

switch is adjusted to close only when the initial sound burst reaches the sound level meter — the switch is open when the room reflections reach the sound level meter. A peak detector stores the peak value of the tone burst.

The amplitude of the tone burst versus angle is plotted on an r- θ recorder; the angle of the loudspeaker is mechanically transmitted from a motorized turntable to the plotter turntable.

The sine wave generator, tone burst gate and power amplifier are all standard lab equipment. The delay function may be provided by the "delayed gate" output of an oscilloscope with delayed sweep. By viewing the sound level meter output on the oscilloscope, the oscilloscope may be adjusted to gate only the direct burst from the loudspeaker.

The electronic gate is shown in Fig. 2. Operational amplifier IC₁ conditions the delayed gate signal from the oscilloscope to a form suitable to drive the f.e.t. With the f.e.t. off, amplifier IC₂ and its associated resistors form a differential amplifier with the input signal applied to both inputs; consequently, there is no output signal. With the f.e.t. on, IC₂ becomes a unity-gain inverting amplifier, and passes the input signal. Resistors R₁ and R₂ must be suitable for the oscilloscope delayed gate signal. The values shown are appropriate for the 0 to +2 volt signal of the Tektronix 453.

A suitable peak detector is shown in Fig. 3. The op-amp compares the output of the peak detector with the input signal. If the input signal is more negative than the output is positive, then IC₁ pumps current into the capaci-

tor C. The rate of decay of stored voltage is controlled by R_D. The f.e.t. output is then positive and equal to the most negative value of the input voltage.


The decay rate of the peak detector must be long enough that the stored voltage does not decay significantly between tone bursts. However, it must be short enough that decreasing output from the loudspeaker, as it rotates, can be properly followed by the recorder.

To convert the received signal into decibels, a logarithmic amplifier is required somewhere in the signal processing circuitry. A convenient place is after the bandpass filter; this location reduces the dynamic range of the signal that the electronic gate and peak detector have to handle. A suitable amplifier is shown in Fig. 4. The output signal is proportional to the logarithm of the input over approximately a 30dB range. Below the logarithmic region the transfer characteristic becomes linear. The circuit is designed around the Texas Instruments SN76502, which is capable of an 80dB dynamic range and operation up to 10MHz in the proper circuit. The r.f. filter shown in the positive and negative supply lines proved necessary to reduce r.f. detection problems in the 741 operational amplifiers.

A simple method of testing the log. amp. is as follows: Couple the amplifier via a 30-nF capacitor to a square wave generator. Set the generator at 120Hz repetition rate, and superpose the waveforms at point A and the amplifier output. The waveform at point A will be a spike with exponential decay. The waveform at the output should be of similar shape, but with a linear decay followed by an exponential decay. The logarithmic dynamic range of the amplifier may be calculated by comparing the two waveforms.

This amplifier has proven useful in other acoustic work — the measurement of room reverberation time, and in tone burst testing for echoes.

This completes the basic system, if one has an r- θ type of recorder. However, x-y recorders are much more common, and, at a pinch, even an



AR3a loudspeaker on turntable with B & K sound level meter, Tektronix oscilloscope, and equipment rack housing chart recorder and electronics.

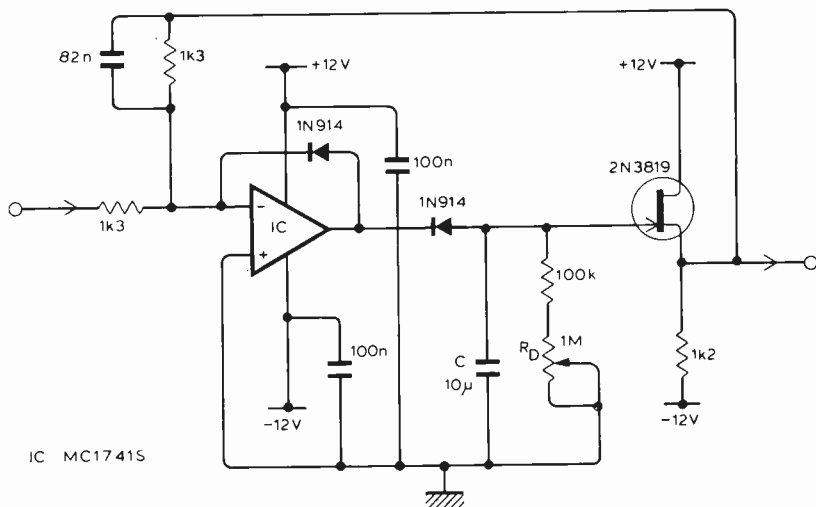


Fig. 3. F.e.t. output in this peak detector is equal to the most negative value of the input voltage. IC is high slew-rate op-amp, 714S e.g. Motorola ML1741S.

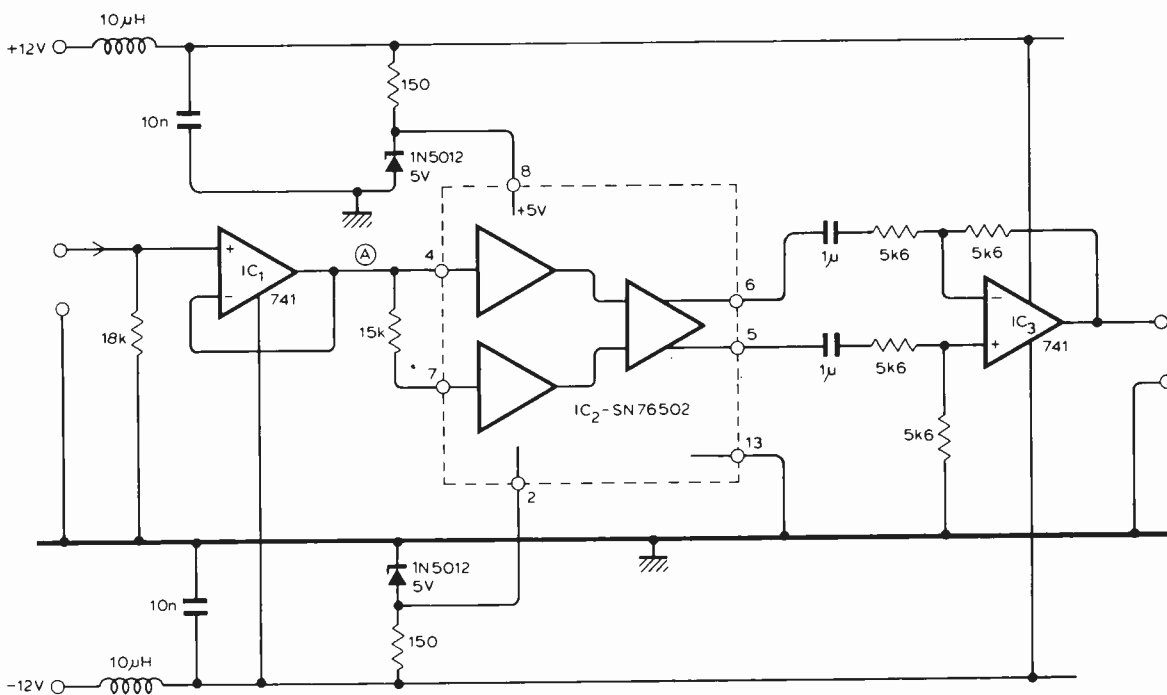


Fig. 4. Situating logarithmic amplifier for decibel scale before gate and peak detector reduces dynamic range demand.

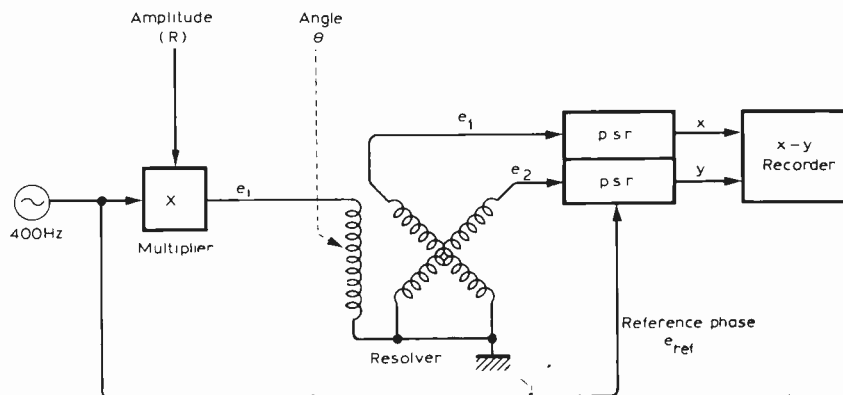


Fig. 5. In the absence of a polar r-θ recorder, an oscilloscope or x-y recorder may be used together with a converter as shown. Phase sensitive rectifier circuit is given in Fig. 6.

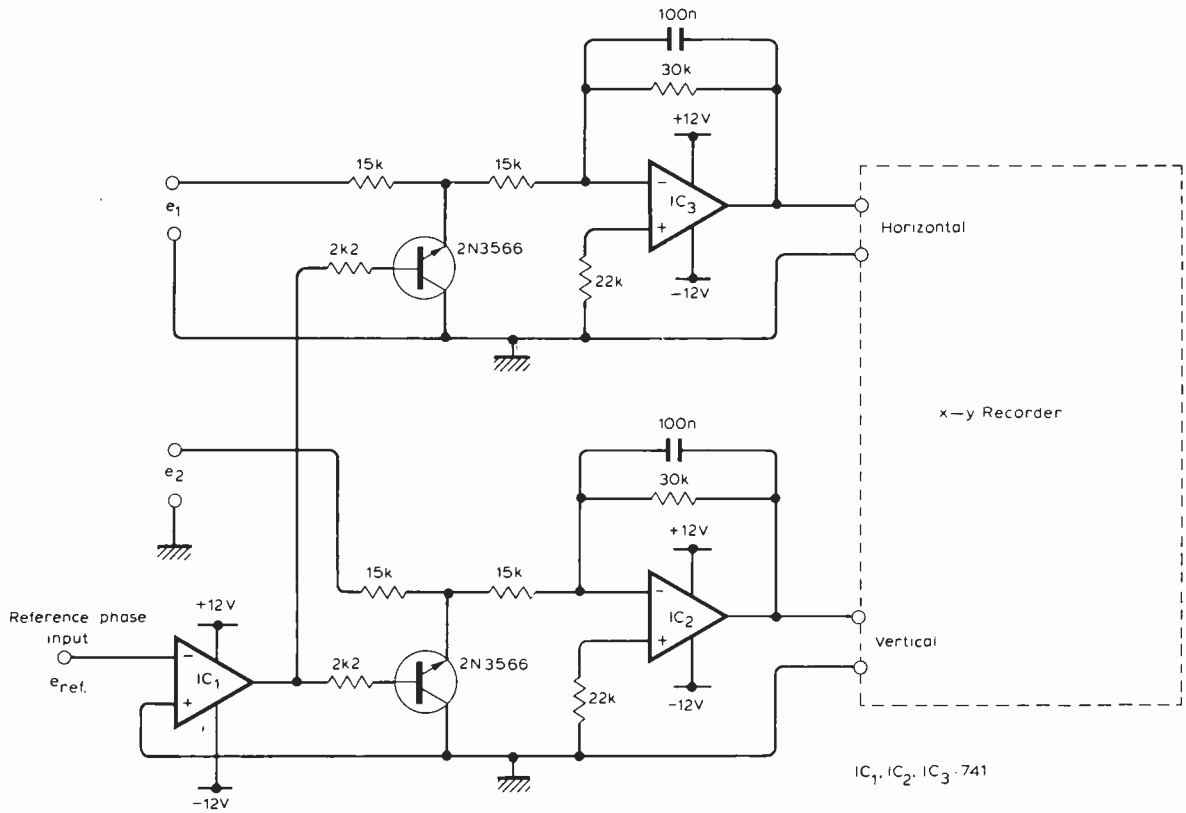


Fig. 6. Depending on the relative phase of a stator voltage, see Fig. 5, the filter stages will produce a positive or negative output.

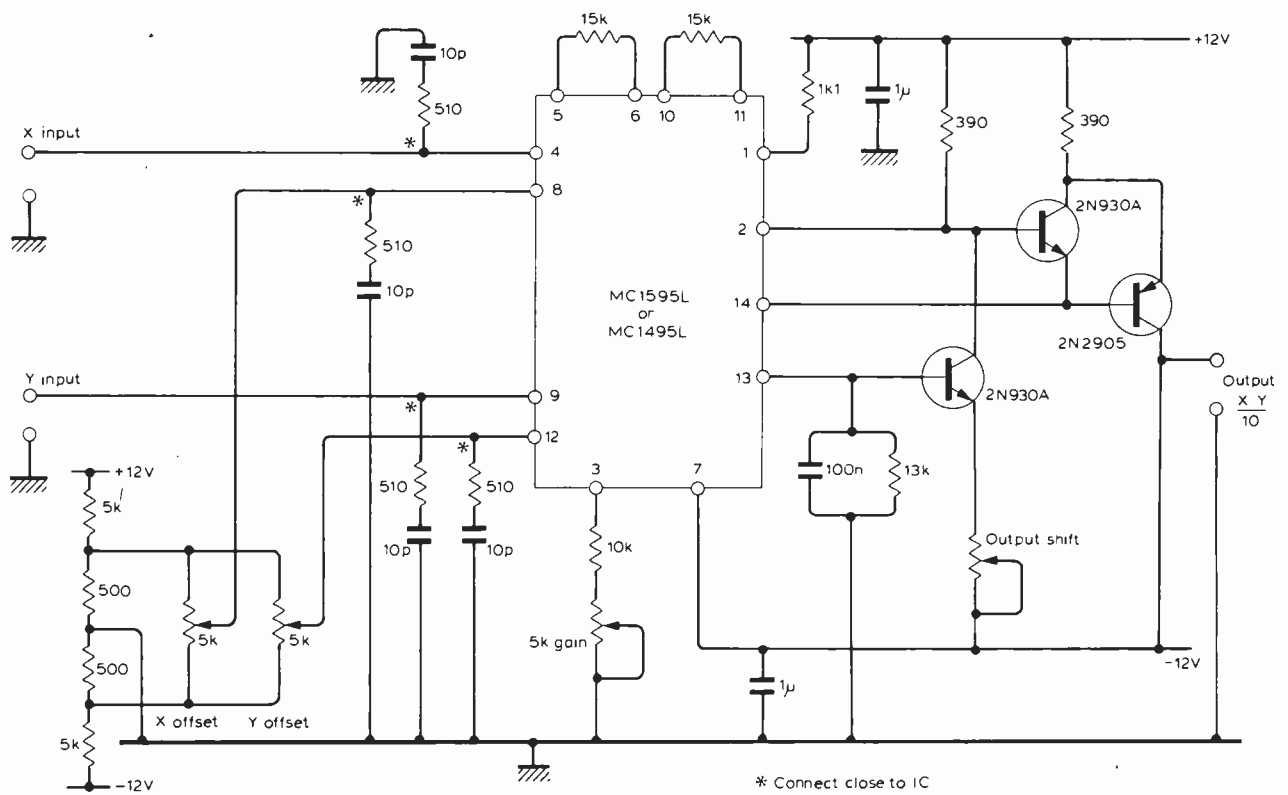
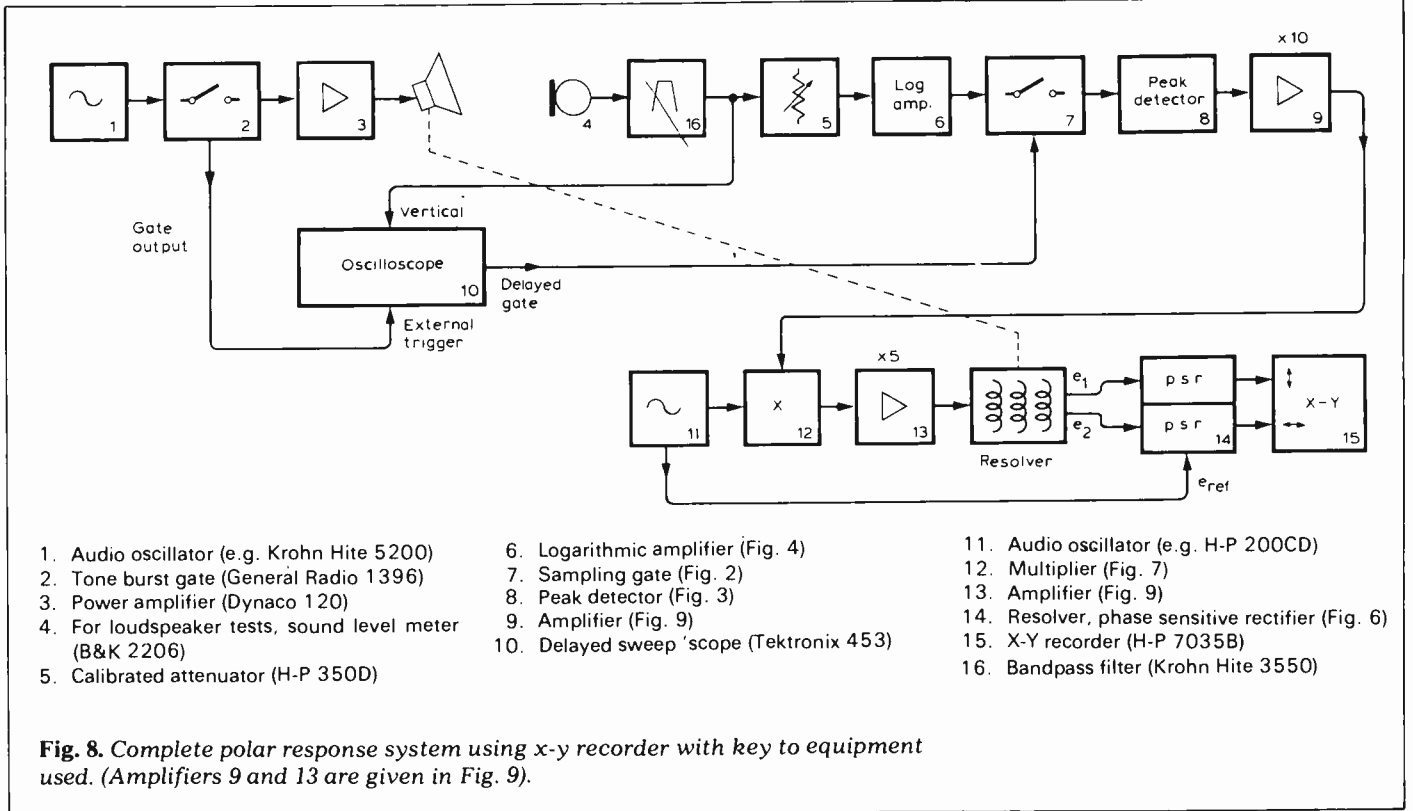


Fig. 7. Suitable circuit for multiplier of Fig. 5 to control amplitude or resolver input uses Motorola analogue multiplier i.c.



oscilloscope may be pressed into service as an x-y display. The processing chain shown in Fig. 5 covers the r-θ information into x-y information.

The heart of this system is the resolver unit, which looks like a small servo motor and is commonly available from electronic surplus stores. I used a Kearfott type M-1031-001, but doubtless others would do as well. Internally, the resolver consists of a rotor coil, and two stator coils mounted at 90° to each other. The rotor is fed with an alternating voltage. When the rotor is aligned with a stator coil, the alternating voltage induced in that stator coil is at its maximum; when the rotor is at right angles to a stator coil, the voltage induced in that stator coil is zero. The phase of the stator output voltage reverses as the rotor passes through 90° with respect to it. The result is that the stator voltages are

$$e_1 = e_i \cos \theta$$

$$e_2 = e_i \sin \theta$$

where e_i is the magnitude of the rotor alternating voltage and θ is the resolver shaft angle. The resolver shaft is mechanically connected to the loudspeaker turntable.

The stator voltage must be rectified in such a way that reversal of phase reverses the polarity of the rectifier output voltage. The phase sensitive rectifier which accomplishes this is shown in Fig. 6.

Operational amplifier IC₁ amplifies the reference phase signal from the oscillator of Fig. 5. The output square wave from this amplifier operates the switching transistors, inverted to minimize their saturation voltage. Depending on the relative phase of a stator

voltage, the following filter stage will produce positive or negative filtered output.

The final element of Fig. 5 is a multiplier that controls the amplitude of the input voltage to the resolver, thereby controlling the relative magnitudes of e_1 and e_2 . A suitable multiplier circuit is shown in Fig. 7. A complete description of the operation and adjustment of this multiplier is given in reference 3.

A block diagram of a working polar response system is shown in Fig. 8 together with a list of the equipment used. A calibrated attenuator (item 5 of Fig. 8) is shown in the signal chain for the purpose of calibrating the system. Two amplifiers are required. The amplifier shown as item 9 boosts the peak detector output to a suitable level

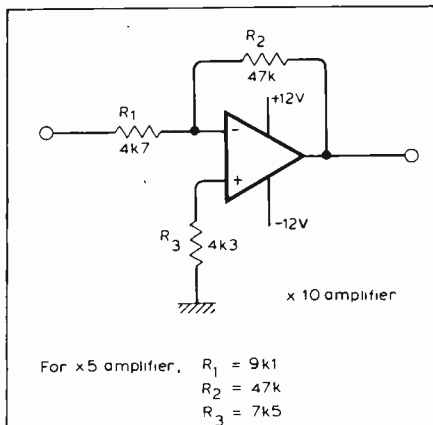


Fig. 9. Amplifier circuit for items 9 and 13 of Fig. 8. Amplifier 9 has gain of ten times*with values shown on circuit, and amplifier 13 has the modified values indicated for a gain of five times.

to drive the multiplier; the amplifier shown as item 13 provides a low impedance drive to the resolver rotor. These are conventional and are shown in Fig. 9.

The turntable was designed around available bits. The supporting bearing is about 300mm in diameter, originally intended to support a rotating rack of dishes (the so-called Lazy Susan), obtained from a local hardware store. The bearing supports a 60cm square table of 19mm plywood. The drive motor and gear train were salvaged from a chart recorder drive, and rotate the turntable at a rate of about one revolution every three minutes. This rate appears to be a satisfactory compromise between speed and detail. The drive motor is reversible, which is a useful feature.

Although, in total, the system requires a formidable array of equipment, much of it is useable in the lab for a variety of testing purposes. The special purpose equipment involved represents a minuscule investment compared to any anechoic chamber.

Operation

Capetanopoulos has pointed out that the tone burst must satisfy the following constraints:

- The on-time of the burst must be long enough that at least two cycles of the test frequency are passed, so that there is enough energy in the burst at the test frequency.

- The burst must be short enough that the direct burst finishes before the first echoes arrive. This is shown schematically in Fig. 10.

In formula form: $L_R \geq L_B + L_D$, where

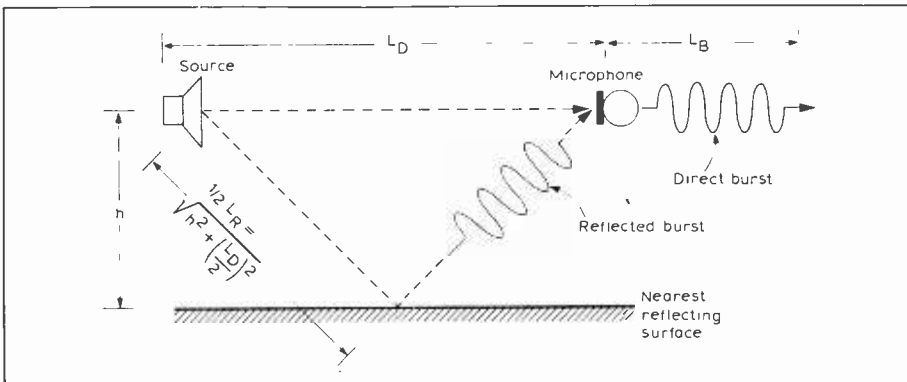


Fig. 10. Sound burst must be short enough that direct sound finishes before first echo arrives i.e. $L_R \geq L_B + L_D$. Minimum spacing for L_D is $2a^2/\lambda$.

L_R is the path length of the reflected sound, L_D the path length of the direct sound, L_B the burst length ($N\lambda$), λ is the wavelength, and N is the number of cycles in the burst. For best separation of direct and reflected sound, the microphone-source spacing L_D should be as small as possible. Minimum spacing is given by: L_D (min) = $2a^2/\lambda$, where a is the diameter of the source.

● The time between bursts must be sufficient to allow the reflected sound in the room to die away. In this case, the dynamic range of the equipment is 40dB. The reverberation time of a room

is defined as the time it takes sound to die away by 60dB, so this length of time — typically 0.75 seconds in a lab setting — should be allowed between bursts.

● A long time between bursts requires a slow decay rate of the peak detector voltage, which forces a slow rate of rotation when a complex polar pattern is to be traced. The decay of the peak voltage between bursts causes a broadening of the trace, but this is not a serious problem.

● The tone burst gating process generates harmonics of the test frequency. This has the effect of pre-


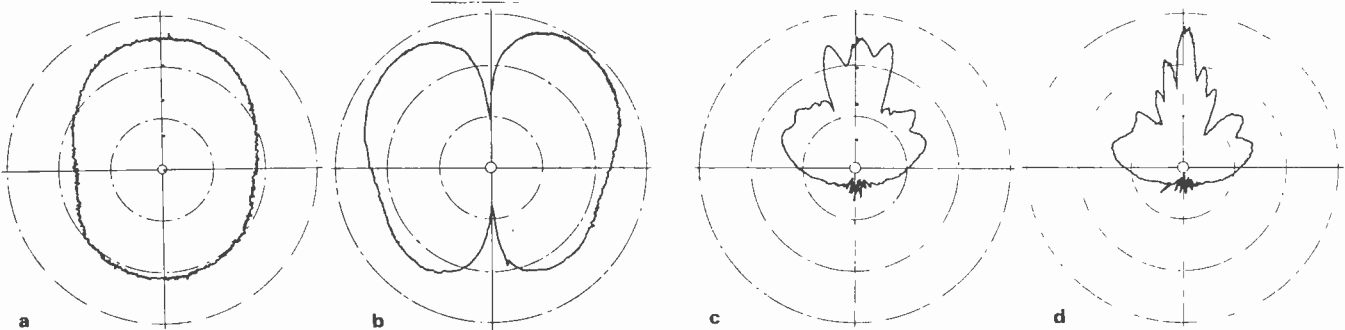
venting a perfect null at points in the polar pattern where one would be observed with a continuous tone under anechoic conditions.

● When large speaker arrays, a loudspeaker column for example, are being tested, care must be taken to ensure that the tone burst is sufficiently long. If it is not, the tone burst from the part nearest the microphone will not overlap the tone burst from a distant part of the array, thereby destroying the directional characteristic of the loudspeaker.

REFERENCES

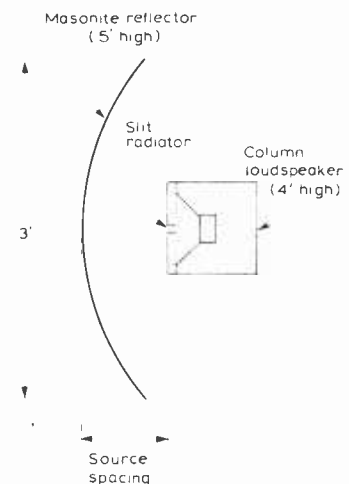
1. C. D. Capetanopoulos, measurement of directivity characteristics of loudspeakers and microphones in a reverberant enclosure. *IEE Transactions on Audio and Electroacoustics*, vol. AU-20, June 1972, pp.151.4.
2. Texas Instruments data sheet: Logarithmic Amplifier SM56502N/SN6502N.
3. E. Renschler, Analysis and basic operation of the MC1595, Motorola application note AN489.
4. L. E. Kinsler and R. E. Frey, *Fundamentals of Acoustics*, Wiley, 1962.

Typical applications of the technique




● Polar pattern of the dipole radiator shown left, driven with a test frequency of 1 kHz, drivers in phase (a) and out of phase (b). Dots represents 10dB increments.

● Polar pattern of a parabolic loudspeaker with the source at various spacings from the reflector. Directivity was improved by narrowing the column loudspeaker source to a slit of width 25mm. Although the reflector was designed for a focal length of 180mm, trace (c), directivity was best at source spacing of 230mm, trace (d). Test frequency was 4kHz.



RA200/ADS1

Frequency response analysis with a difference



The Wayne Kerr RA200/ADS1 is undoubtedly unique. It gives fast, accurate frequency response measurements for any audio system – displaying up to five different curves as gain/frequency plots on a long-persistence CRT. The basic unit, the RA200, performs all the detector and sweep functions, requires no synchronisation, and will adjust automatically to the incoming frequency.

Four Channel Digital Store

The matching display store, the ADS1, is a fully compatible digital storage unit powered by the RA200, and can give continual updating of each curve stored to ensure fast, precise readouts.

It incorporates rechargeable batteries to permit stored data to be retained for up to two weeks when the unit is switched off.

The RA200/ADS1

This complete unit provides facilities for displaying the difference between any two stored curves, or comparison of any new input with a stored reference curve. Minor variations from a desired characteristic can be readily amplified, and departures from a linear response clearly shown as deviations from a straight line by use of the store 'invert'. Slow-acting pen recorders can also be driven by the unit.

For more details fill in the coupon or contact your nearest distributor:

Tekelec-Airtronic, Cite des Bruyeres, Rue Carle-Vernet, 92310 Sevres, Paris, France, Tel: 027 75 35.

Keithley Instruments GmbH, Heighofstrasse 5, 8000 Munchen 70, West Germany, Tel: (089) 7144065.

G & P Electronics AG, Bernerstrasse-Nord 182, Ch-8064 Zurich, Switzerland, Tel: (01) 643231.

C N Rood BV, PO Box 42, 11-13 Cort van der Lindenstraat, Rijswijk ZH 2109, Holland, Tel: (70) 99 63 60.

Unitronics SA, Torre de Madrid, Princesa 1, Piso 12 Oficina 9, Madrid 8, Spain, Tel: 242 5204.

Scandia Metric AB, Fack 171 19, Solna 1, Banvaktsvagen 20, Sweden, Tel: (08) 820 410.

Please send me further information on the Wayne Kerr RA200/ADS1.

Name _____

Company _____

Address _____

Tel: _____



Wilmot Breeden Electronics Limited 442 Bath Road, Slough, Berkshire SL1 6BB England Tel: Burnham 62511, Telex: 847297

WW 18/78

WW-013 FOR FURTHER DETAILS

The new CS-1352 oscilloscope is a portable 75mm dual trace model incorporating outstanding features usually found only in larger bench instruments.

Foremost is the ability to observe small signals due to the high sensitivity of 2mV/div and the wide DC-15 MHz band width.

Other features include auto free run time base; matched, high gain X-Y display system; triggered sweep, etc.; with stability and reliability increased by incorporation of dual FETs, integrated circuitry, logic control systems and sophisticated design.

The most practical feature of the CS-1352 is its ease of use in all locations and for a wide variety of applications. The three-way power supply includes a built-in rechargeable lead-acid battery (optional), which makes this a truly portable and versatile tool.


As an indispensable test instrument for production line checks and post sales servicing of colour TV, stereo receivers, and maintenance of computer systems, the oscilloscope is daily widening its scope of application. The CS-1352 is a new "must" for inclusion in the Engineer's kit.



LOWE ELECTRONICS LTD
119 CAVENDISH RD., MATLOCK, DERBYSHIRE
Tel: 0629 2430 or 2817
Telex 377482 Lowlec G

DC-15MHz+2mV/div AND PORTABLE

AC-DC-BATTERY OPERATION



NEW CS-1352 £354 +VAT

WW-021 FOR FURTHER DETAILS

The paperless revolution — 2

Forces controlling the introduction of electronic information systems

by A. E. Cawkell, Institute for Scientific Information

THE TITLE of a recent article (by a member of the Post Office staff) "Uncertainty and Inertia"³³ summarises the situation in which the Post Office finds itself. "The size of the system . . . complexity . . . plant with a life of 40 years . . . 237,000 staff with 11,112 multi-page telecommunication page instructions . . . all militate against rapid changes . . . any change will tend to benefit some at the expense of others." Elsewhere similar points have been put more strongly, with suggestions that over-conservatism about telephone-connected devices and excessive charges compared with the US are a constraint to information flow³⁴. However the Post Office may consider, rightly or wrongly, that the funds, investment policy, and resources available to it are insufficient to provide the digital channels and equipment on a scale appropriate to the information age. They may feel that their traffic forecasts do not justify the investment; if they did make that investment the information-deprived might become more deprived. Unfortunately there seems very little possibility, because of the monopolistic UK communications policy, that any other organisation disposed to incur the risk and make the investment for entering the field will be allowed to do so; nor is it likely that the degree of prior consultation and public discussion, appropriate to the importance of this issue, will be allowed to occur. The inevitable conclusion must be that the UK, and probably most of Europe, will only very slowly introduce an appropriate mix of communication channels. The general climate will dampen an already rather low propensity to innovate.

However, the Post Office, given sufficient incentive, can and does innovate. Presumably the development of Viewdata (to be later discussed) is considered to be justifiable socially and financially by reason of the traffic it will generate in the existing network. This praiseworthy enterprise is somewhat tarnished by the cynical change of a monopolistic rule — hitherto rigidly enforced — to permit within-receiver modems, simply because without such a change the system would be less likely to take off. The rule still applies to the community at large.

The current Europe-US scene is par-

ticularly interesting; US carriers have provided special services which have generated new traffic by the penetration of low-cost networked digital communication networks set up by commercial organisations like Tymshare and Telenet³⁵. One reason for this has been the growth of on-line usage from Europe of large data bases spinning on multi-port time-shared US computers.

Europeans have woken up to the realisation that it would be undesirable, in view of the predicted large increase in the flow of all kinds of information along electrical channels, for this flow to be along foreign controlled channels, however cheap and efficient. At the end of 1975 nine European PTTs agreed to co-operate and implement a network for accessing computers via packet-mode interfaces from various kinds of terminals including those connected to the switched telephone network. One major type of traffic — users to scientific and other information databases on network "host" computers — will be administered by EURONET, organised by the EEC Committee for Information and Documentation of Science and Technology (CDST)³⁶. EURONET may be operational in 1978/79.

By contrast, in the United States the FCC attitude of encouraging innovation whilst protecting public service has resulted in intensive activity by small and medium sized companies, and some actual or planned large-scale risk and investment by large companies. This has encouraged the monopolies to become more venturesome, for example AT&T's 96-city Dataphone proposals (1974) which raised another question: was Dataphone created to oust the competition by operating at a loss that AT&T could easily afford? On the other hand some private companies have been taking advantage by "innova-

tions" which are in fact duplications of message services already handled quite well by the monopolies. The FCC's handling of these issues is described in the literature³⁷.

Communication channels and systems — the next few years

Terrestrial microwave and satellite communication channels are being further developed and new kinds of channels at an early stage of development include waveguide and fibre-optic channels. The table shows some details and capacities of various kinds of communication channels.

In the US, interest is currently centred on the activities of IBM and the specialised common carriers (e.g. MCI, Telenet and at least a dozen others) versus AT&T, and the degree to which the proposed systems would be a complementary whole, improving the flow of information, or a fragmented structure with different organizations offering profitable *creme de la creme* specialized services not necessarily in the overall public interest³⁸. Thus the Satellite Business System (owned by IBM, AETNA and COMSAT subsidiaries) will offer a transmission network in the 12-14 GHz band with speeds of up to 6.3Mbit/s available to users. AT&T lines will be unnecessary since communication will be via rooftop aerials³⁹ with stations rented at \$135 a month or less.

A Business Satellite System would further improve information-flow. Companies could fit their various offices with rooftop aerials and their communication costs would drop substantially, governments and PTTs permitting. Unquestionably satellite circuits do reduce costs: US trans-pacific satellite circuits cost \$4000 a month today compared with \$15,000 a

Table: capacities of channels (approximate)

Channel	Bit / s	Number of phone circuits	Cost per phone circuit	Number of tv channels
Paired cable	5M	500	\$200	1
Co-axial cable	300M	30,000	\$30	30
Terrestrial-microwave	10 ⁹	10 ⁵	\$15	100
Satellite—(Intelsat 5)	10 ⁹	10 ⁵	\$30	100
Waveguide (TE01)	10 ⁹	10 ⁵	\$1	100
Fibreoptics	10 ¹²	10 ⁸	?	10 ⁵

few years ago. Satellite technology based on space-shuttle launchings will result in further reductions; NASA predictions include personal ground-stations operating at fractions of a milliwatt costing around \$10⁴⁰. As yet, international discussions on direct television broadcasting from satellites, planned for the 12GHz band, with all the implications for interference, programme control etc., have hardly started; it seems unlikely that there will be much impact on the man in the street for many years. Meanwhile public service experiments, such as those with ATS-6 for remote communities in Canada and Alaska, and common carrier communications via Comstar will continue.

Fibreoptic and waveguide channels are likely to be used mainly by major carrier to improve their networks — the Post Office is connecting its electronic telephone exchange at Martlesham to the trunk network via a fibre-optic link to Ipswich as a first step⁴¹.

Most broad-impact new developments during the next 5 to 10 years are likely to occur within the existing telephone and television channels. The development of cable television in the United States offers a salutary example as to the constraints of current political and economic issues even when the technology is available and the situation seems ready to take off. Although there are at least eleven million subscribers in the U.S. and the growth rate of c.a.t.v. has been about 16% per annum since 1970, the ebullient future, confidently forecast as "cable in 40-60% of American homes by 1980" has not

materialised. This seems to be due to a combination of unsatisfactory FCC regulations, cost of entry, and lack of standardisation⁴². A comprehensive series of NSF-funded studies for c.a.t.v. social services, including interactive systems, did not produce any firm guide-lines because of doubt about content and "critical-mass" audiences, lack of standardisation, and financial doubts⁴³. A *Wall Street Journal* headline "talking to the tube" describes a "new interactive system" apparently limited to yes-no responses by viewers⁴⁴; perhaps this item should have been entitled "back to the drawing board."

Paradoxically, a monopolistic structure and a classic combination of circumstances for innovation have given rise to home services with a potentially wide impact in the UK. These circumstances include several or all of the following factors: ● Recent developments in l.s.is. ● Monopolistic control and so quick agreement about standardisation. ● Ease of distribution over existing geographically concentrated networks. ● Relatively low R&D costs and no essentially new technology for transmission. ● Low costs of collecting revenue by suppliers. ● Increased revenue incentive for carriers by increased usage of existing channels. ● Common low cost entertainment/information tv "all purpose" terminals.

Fig. 3. Indexing and page arrangement of Scitel scientific information service for Viewdata provided by the Institute for Scientific Information.

● Development of simple retrieval procedures for accessing large files. ● Capacity of, and attraction for a static tv industry for "terminal" manufacture.

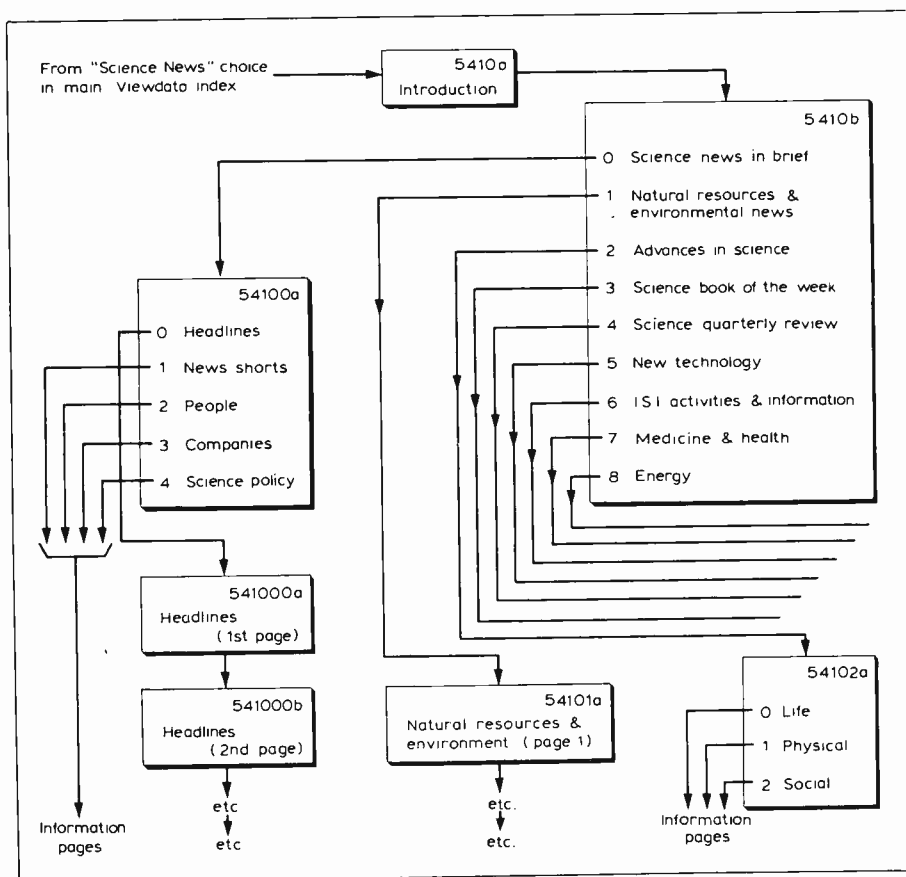
These services are the teletext systems Ceefax (BBC), Oracle (IBA), and the Post Office's Viewdata, now called Prestel⁴⁵. In all of these systems, a "page" of information, filling the screen, consists of up to about 960 characters of text, or graphics. Ceefax and Oracle are receive-only page-capture systems. Data is transmitted in bursts of 7Mbit/s on spare tv lines. A viewer sets a counter on his receiver to capture one out of, say, 100 sequentially transmitted pages; the picture is displayed 12.5 seconds later on average.

In the Viewdata system (see *Wireless World* Feb.-May, 1977 and April-June, 1978) the user dials a computer, in which page data is stored, and "orders" a page by pressing numerical keys. This command data is transmitted from a keypad at 75 bit/s through the switched telephone network. In response, page data is received at 1200 bit/s. The number of pages available is limited mainly by economic considerations and could be many millions. Page information will be fed into a network of local computers by a variety of different organisations, operating independently from the Post Office; because of the nature of the system the information will tend to be less time-dependent and more archival than Ceefax/Oracle. A Viewdata page is selected by viewing ten broad choices, choosing one by depressing a button, choosing one out of ten sub-sets of the first choice then displayed, and so on; the user proceeds from the general to the specific; one out of one million pages could be selected by six successive choices in this manner. This procedure escapes most of the intellectual indexing problems and the need to store inverted files, concerned solely with indexing, which consume as much storage space as the information itself in most computer based systems.

A combined entertainment tv/teletext/Viewdata receiver will contain individual front-end modules, selected by a switch, according to the service desired. The rest of the receiver is common to teletext/Viewdata; the heart of it is a programmed read only memory (r.o.m.) matrix within which characters and shapes (for graphics) are permanently stored. Selected characters are "switched on" by the incoming data and continuously displayed. In Viewdata each page, whether a "routing" page or a final information page, starts to be viewable as soon as a button is depressed. At an incoming data rate of 1200 bit/s a complete picture is formed in a few seconds.

The implementation of national teletext and Viewdata systems* will depend upon the progress of trials of

*In the UK, Viewdata/Prestel starts as a public service early in 1979.



increasing scope and the ability of information suppliers to anticipate demand. The expansion rate will depend primarily upon economic and social factors. The cost of terminals is expected to diminish as l.s.i. modules are manufactured in larger and larger quantities, until a terminal costs perhaps only 10% more than a colour tv set. With Viewdata the public will incur local telephone time costs and information supplier charges depending on the material supplied. Social factors will be discussed later. The indexing and page arrangement of ISI's Viewdata service called SCITEL is shown in Fig. 3.

Near-future activities

Teletext/Viewdata may be the precursor of a wider integration of information processing systems and channels culminating in the "Consumersole" type of facility within the next two or three decades. Various kinds of electronic systems will be introduced sooner in fields where information transfer ranks higher as an occupational necessity and economic pressures are greater. For example efficient information-flow in business, particularly time-dependent information as in stockbroking, is vital, and quite sophisticated networks exist already such as Reuter's Manhattan cable system using video display units (v.d.u.), the Bunker-Ramo business information system and Datastream in England.

When traffic is substantial and private lines can be leased from PTTs on a national or international scale — for example as with the banking (Swift) and air line reservation (Sita) systems — the system operators possess considerable political and technical clout. They probably do not feel unduly frustrated by PTT constraints. However, small users who may be numerous but have to rely on individual connections to a network can be easily monitored and directly billed by PTTs on a per-use basis. For example people who require on-line access from time to time to remote computers — such as those interested in obtaining information from US databases — find that prices and constraints are less satisfactory.

A number of the people who may be expected to become interested in paperless information in the near future will be widely distributed and it seems likely that prices, constraints and inconveniences may slow down their rate of adoption of new technologies.

Education. The possibilities for enhanced teaching via nation-wide channels, low cost terminals, on-line access to information, stand-alone microcomputers, and particularly video disc equipment are well appreciated⁴⁶. Video disc standardisation problems will presumably be resolved once the virtues, economics and production of the various commercial systems have been sorted out.

There are at least two kinds of video disc application. First, visual instructional material may be continuously played into a tv monitor in the manner of a lecture — current discs last for about 60 minutes; secondly, with the Philips/MCA type of machine, operating by laser readout of microscopic impressed pits on the disc surface, the disc is essentially a bit store with an incredibly low storage cost of 0.000012 cents/bit; it has been suggested that the disc might be used as a cheap read-only memory⁴⁷. However, the primary purpose, at present, would be to use the MCA machine's possibilities for digitally-controlled selection of one out of the 54,000 disc tracks. By stepping back the reading head once per revolution, one tv frame may be viewed continuously. The National Library of Medicine in the US is currently considering this system for the storage, delivery and dissemination of audio-visual information.

Another technique which has been tested in prototype form is the VIDAC audi-visual educational distribution system for still pictures with a commentary. In essence the scheme consists of transmitting 1/30th second single still-picture tv frames, using disc storage at a central receiving point for refreshing locally connected tv monitors at the frame repetition rate. The same disc also stores audio information which has been transmitted as a video signal for the remaining 29/30th of a second. A US 4.2MHz tv channel can accommodate an enormous amount of 15kHz audio information once the audio is converted into video, due to a "time compression factor" of 280 times (ignoring the occupancy by sync signals). This information is distributed to local tv monitors as "real time" audio commentary. 900 fifteen-minute programmes may be transmitted from a video tape running for one hour⁴⁸.

However, it has to be said that applications of well-established technology are not in widespread use in US education. What's in use now was in use twenty or more years ago. The average teacher does not like "teaching technology"⁴⁹.

Teleconferences. If a telecommunications link were to be as satisfactory for the exchange of information as a direct face-to-face meeting between two or more people, then the implications for human behaviour would be profound. According to Short *et al* "The supposed benefits of remote working include improvements in the quality of life through a reduction in time wasted travelling and the greater efficiency in the use of office space and travel facilities"⁵⁰. This would fulfil one of the major conditions necessary for the late Peter Goldmark's "rural society"⁵¹. On the other hand, is travelling itself a change or a relaxation, and would a video link replace informality with

stress? What is the importance of "social presence" at a face-to-face meeting, and what subtle forms of information are lost in any electrical link? Some quite elaborate experiments have been carried out to try and answer these questions including a video conference between a Congressman in Washington and 150 people in his North Carolina district via the CTS satellite⁵².

In work done by the Post Office (Confravision), Bell Canada, University of Quebec, and the UK Civil Service, similar conclusions were reached. Comprehensive tv facilities with an expensive wideband channel were much more costly than a narrow band telephone conference but not proportionately more acceptable. The choice of media for certain tasks was less important than the imperative to travel — for instance in order to get to know someone by face-to-face social presence. The opportunities for social etiquette are lost if the meeting is conducted via a communication channel (the "coffee and biscuits" syndrome). However, the difficulty of measuring such intangibles makes conclusions hard to reach; more experiments and further development of lower cost video facilities are needed.

Electronic journals and on-line information. The economic pressures on commercial, learned society, and other publishers of scientific journals, are heavy. Individual subscriptions are rapidly disappearing as journal prices rise; libraries respond to budget cuts by reducing subscriptions. The function of journals, which is to provide rapid information about current research and a record for the archives, has become less satisfactory as the number of journal titles has risen to tens of thousands. In 1975 about 327,000 articles were published in 4175 scientific and technical journals in the US⁵³, so probably at least one million articles were published throughout the world. 55% of US journals had fewer than 3,000 subscribers; the price of the average journal has increased fourfold between 1960 and 1974.

There have been various responses to this situation; photocomposition is increasingly used as the cost of equipment decreases and sophistication increases. Equipment is becoming available for text preparation with minimum keying; text may be prepared on a word-processing machine and the final format stored on floppy disc. The disc can be used to transfer the text to the photocomposer's display and the operator simply enters command codes. The possibilities for using these facilities in mitigation of the above-mentioned journal problems prompted a cost-reducing resource-sharing system called "an editorial processing centre"⁵⁴. An advanced form of this idea is shown in Fig. 4. It can be seen that various paperwork operations are replaced by a movement of manuscripts

by digital transmission. Such a facility might be shared for the publication of a number of journals.

After fairly comprehensive investigations the funding organisation (NSF) considered it had done enough to demonstrate feasibility⁵⁵; it remains to be seen whether any publishers will take it up. If readers were to be connected to this network, then we have, in effect, an "electronic journal" (the dotted extensions in Fig. 4). So the question arises when will this happen? According to Senders it is almost imminent⁵⁶. Certainly something like it — an "electronic information exchange" — is under consideration. This exchange would take place using minicomputers with substantial disc storage accessed through 32 Telenet ports at the New Jersey Institute of Technology. Authors in a particular research community would be able to exchange information and "publish" work in electronic form.

A more important question than the one posed above is "when will electronic journals replace existing journals to any significant degree?" According to Garfield, not in the next decade; even then the "electronic journal" will still fulfil the functions that it does today⁵⁷. A reasonable discussion of what may — and may not — happen has been given by Woodward⁵⁸. It seems likely that research communities will use existing networks much more: the ARPA network is already widely used for author information exchange in the US. Existing publishers will, in due course, possess articles in machine-readable form as part of their journal production processes. Access to these electronically, if made available, will erode subscriptions to the printed version.

It is hard to visualise the changeover mechanics of a print-on-paper corpus of readers, to a corpus of terminal viewers. Conventional publishing requires little capital; a replacement electronic jour-

nal requires a great deal. In a specific case, an appreciable fraction of readers of a particular journal might also possess terminals connected to some communications network. Collective action by these readers would enable the electronic journal function to ride on existing functions, but in how many cases would this opportunity arise and could be suitably organized? All in all it seems likely that the impact upon conventional journal publication will be gradual unless a government injects very substantial launching capital.

Meanwhile a different kind of activity impinges upon the publication scene. I refer to the on-line secondary information services which are being increasingly used to locate a published item of interest out of the total mass⁵⁹. Organisations like the Institute for Scientific Information, Chemical Abstracts and Biological Abstracts, maintain machine readable indexes which are available from dial-up computer centres such as Lockheed and CDC via international networks like Tymnet and Telnnet, and soon via Euronet. This activity impinges upon publication to the extent that centralised photocopying of articles located by these services may be reducing journal subscriptions. If a cheap "relevant article selected from the world's literature" on-demand service exists, it is less necessary to subscribe to and browse through journals in the hope of finding relevant articles. Theoretically, at least, it is absurd to "broadcast" an article in a journal in order to reach a relatively small number of interested persons, and then set up elaborate secondary services to enable those persons to find the

article. This brings us back full circle to a notion of a more direct author-reader connection with an "electronic journal" as already discussed.

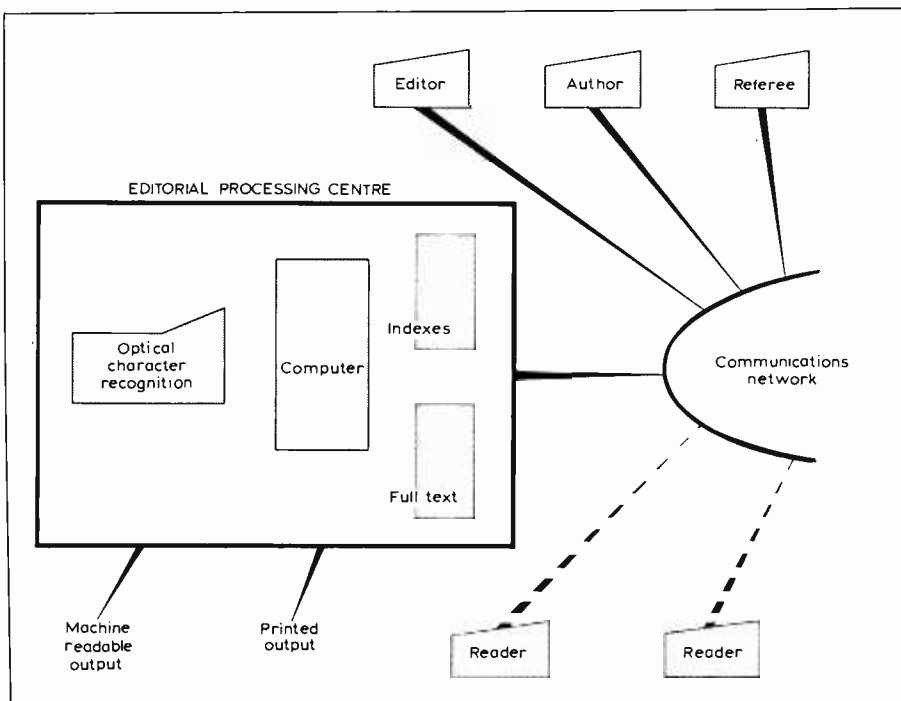
Electronic funds transfer. Credit transfer between banks is already carried out on a large scale using the Society for World Wide Interbank Financial Telecommunication (SWIFT) network. This private data network interconnects a number of banks in the US, Canada and Europe. Banks were also among the first to use data transmission between offices and branches. A recent development is the transatlantic credit rating system between VISA/BARCLAYCARD using PDP11/45s at Northampton and VISA in San Mateo, California. It takes only a few seconds to put through an enquiry. According to an A.D. Little spokesman there will be a steady move towards a cashless society as magnetic "transaction cards" become widely used for payments via special cash-registers at points of sale. The rate of adoption will depend on the rate of development of the necessary communication networks, but these cards are expected to be widely used in the US by 1985.

Electronic mail. A form of electronic mail is starting up in the UK; it will be possible for Viewdata users to send messages to each other experimentally during the 1978 market trial, and more widely when the national network becomes established. This will of course affect the postal service, but as the Post Office also run Viewdata they are in a position, through pricing policies, to control relative usage; their intentions in this respect are unknown.

In the US "computer mail" over the ARPANET government controlled computer network is well-established⁶⁰; as many people with common interests and the facilities for message exchange are inter-connected via this network, it is hardly surprising that a message exchange system has been established.

Current prices for electronic mail in the US are difficult to establish. Commercial computer mail services are being offered at around \$1 for a short message, and this may soon be reduced to 50c⁶⁰. Studies undertaken by the National Research Council ended with the strong recommendation that the US postal service should provide electronic mail services since its basic business is likely to be seriously threatened⁶¹. Already operating at a loss, the service is steadily losing revenue from the switch by business — an estimated 80% of first-class mail is business related — to telecommunications. It will lose more from the growth of electronic funds transfer. The computer-mail services mentioned above are illegal; to operate computer mail legally onerous FCC common carrier regulations have to be adhered to, so US operators conduct their services under cover. Like other

Fig. 4. Proposed editorial processing centre for an electronic journal. Movement of paper is replaced by digital transmission.



services the reality of channel requirements is one thing and out-dated regulations, drafted for mutually exclusive use, are another.

With the possible exception of business communication, electronic mail seems likely to grow slowly in the UK since appropriate equipment and a channel connection is beyond the means of most people: nearly half of private houses do not have telephones and virtually none a computer terminal. Electronic mail will start to ride upon multi-function systems such as Viewdata and although postal services in the UK and elsewhere have deteriorated and become much more costly they will still represent the most satisfactory method for most people's intermittent communication needs for many years. However, low-price, convenient facsimile systems are a form of electronic mail, and it seems likely that a new generation of fast equipment, capable of transmitting an A4 size page of text in one minute or less, will soon be available. Until now transmission time has been five or more minutes. It remains to be seen whether the new equipment, which incorporates data-reducing coding, will be available at a price which will encourage wide use.

Social forces

Much of the above discussion has been about technology, although it has been hard to treat social issues separately and impossible not to discuss politics. It would be a bold man who would attempt to provide any kind of timetable for the paperless revolution since the expected changes are without precedent and the rate of acceptability is impossible to predict.

Some people think the changes brought about by the increasing use of electronics, computers, microcomputers, etc, in industry, education, the professions and at home, will proceed at a rate which may cause concern but not alarm. Others feel that a revolution without precedent is upon us, demanding immediate attention particularly in its likely effects upon employment.

Those inclined towards a moderate view use data from the past to provide reassurances about the future. They point out that dire predictions about the effects of automation turned out to be unfounded. One notable authority⁶² suggests that "... computers are simply one of the many labour saving devices that have been appearing since the beginning of the industrial revolution... a large body of empirical evidence demonstrates that there is no relation, positive or negative, between the technological sophistication of an economy and the level of employment that it maintains." In another review⁶³ opinion is more mixed: "the volume of pocket calculators produced has probably more than made up for the number of displaced slide rule manufacturers and their employees"; in another case, the

telephone industry, there has been a wholesale changeover from electro-mechanical to electronic and computer-controlled switched lines between 1962 and 1976, and the number of employees in Western Electric's switching division has not changed much. But in the *operating* telephone companies, less than half the number of people are now needed to administer and maintain the new exchanges; generally "if speculation turns out to be anywhere near the mark... the impact on employment could dwarf earlier concern about automation." Continuing on an alarmist note, a recent newspaper article, speculating about breakdowns in communication channels, started with the headline "Computerised chaos feared for 2002 A.D."⁶⁴.

Intrusion and secrecy have probably received more attention than any other social matter, centred mainly upon the abuse of personal information held in computer storage. In Sweden — with the early Swedish Data Act — privacy protection is ranked higher than social care for children and the aged⁶⁵. Similar concern has been expressed in other countries; in the US, the Privacy Act was passed in 1974. This gives an individual the right to go to any federal agency, check his record, and have it corrected if it is erroneous; furthermore a commission is currently considering extension into the private sector, together with the right to make comprehensive error corrections propagated backwards and forwards to other information which may contain related errors⁶⁶. In the UK secrecy has received the tortoise-like speed of consideration that might be expected. A White Paper was published in 1975 about the subject, and in September 1977 the following comment was made: "we hope to report in the next few months but I cannot say what our recommendations will be"⁶⁷. Another controversial issue is possible European protectionism against US data-processing; Swedish trade unions are alleged to have exerted strong pressure against the export of data for foreign processing.

In addition to the ease of integrating and communicating personal data via large inter-connected computer networks to presumably authorised persons, there is the question of unauthorised reception of data in transmission or called up from computer storage. Many cases of sophisticated in-transit eavesdropping and in-house computer frauds have been reported. One remedy is to scramble data using a code which is secure and convenient to use. Machines for this purpose were devised during the last war but messages using the supposedly secure Type X (US) and Enigma (German) coding machines were successfully decoded. Another well-known method is to use a so-called "one-time pad" which is reasonably secure but inconvenient. A system has recently been introduced in the US by the

National Bureau of Standards (NBS) called the Data Encryption Standard (DES); the system and algorithm may be accommodated on chips attached to a computer for encoding and decoding data. Each device has its own 56-bit key. The code is said to be unbreakable but the matter is controversial and surrounded by cloak-and-dagger activity⁶⁸. Whether or not the code is unbreakable, the key has to be sent to authorised users to enable them to decode messages. It could be changed as necessary by substituting a new set of randomly chosen digits but earlier recorded messages could be decoded at leisure if the old key became known. Even so some banks believe that this is a considerable advance over other methods and plan to use it.

People have in their minds another future image of computers — that the machines may become too clever by half and take over as masters. There is no doubt that chess-playing machines, progressing towards the grand master level, have caught the imagination of the public; in a recent contest two international masters were unable to beat a machine. Artificial intelligence research and machines capable of executing 100 million instructions per second reinforce a feeling of uneasiness. Real problems would start, according to one researcher, if programmes, already extremely complex, became inscrutable. There may be a real need to guard against this with an "open box" rather than a "black box" approach in the next few years⁶⁹.

After unemployment and secrecy, a third, possibly a very insidious effect, might accompany the paperless revolution. Will viewdata-like systems "... buttressed by the superficial impartiality of the computer and dominated by the awesome authority of the box... distort the process of debate and persuasion that holds a democratic society together?"⁷⁰ (as one observer eloquently puts it). If events take a turn in this direction it will be because people are spending more time communicating by electronic media at the office and at home and there is a general drift towards receiving a higher proportion of information in this way. At best people will be at arms length instead of face-to-face. At worst they will become conditioned passive listeners or viewers. This in turn could result in a further reduction in conversation, a tendency to watch potted digests at the expense of more general reading, and a general lessening of social contacts, discussion and controversy.

Associated with this possible trend there could be a reduction in the number of information sources; the number of newspapers is steadily diminishing and it is easy to visualise the influence, by information selection, suppression, or distortion that could be exerted should there ever be only one national newspaper. Pursuing such a

trend, if ever information reception by electronic media became overwhelmingly attractive in economic and Zipfian* terms, the power possessed by the providers would be immense.

Next, the question of copyright, designed for print-on-paper, has yet to be resolved. In the United States steps have been taken to alleviate the effects of photocopying by setting-up an agency for royalty collection when a defined quantity is exceeded, and copyright is under consideration in many other countries. Problems raised by property rights in electronically disseminated information have yet to be clarified.


It is impossible to say when or if some of the suggested unpleasant consequences of the paperless revolution which I have discussed will be with us. The technology *per se* is neutral — it's the purpose to which it is put that matters. Governments of whatever complexion will intervene, but the complaint of "too little too late" will be increasingly heard particularly in democracies, because the mechanics are too slow to respond to an ever increasing rate of change.

It seems just as likely that "progress" will be achieved by confrontation rather than by smooth transition. If labour-intensive activities are going to be reduced at an unexpectedly rapid rate the only way in which those displaced can be re-employed is by utilisation of the new wealth created by the value added to the new knowledge-intensive products and services. I am not aware of any convincing argument which suggests that sufficient wealth can be produced in this manner.

It is unreasonable to expect that technologists engaged in a technology of increasing complexity will take time off to develop a collective social conscience and use it to influence the course of events. There might be an advance in "socially-quiet technology" — social consequences, privacy, privacy intrusion, etc., would be played down until eventually the public would find that it had drifted into a highly unpleasant situation brought about by a series of apparently innocuous small steps. There could then be a violent over-reaction in which a whole range of services and activities would be labelled as bad, including those which are in fact beneficial. This situation could arise because of the difficulty of connecting a particular event with a particular social consequence; for example, it is difficult to correlate a percentage increase in unemployment with particular events.

Since hard evidence of forthcoming widespread unemployment or behavioural changes is not available, it is unlikely that governments or other bodies are going to pay any attention to mere prophets of doom. Such people are

*Zipf's Law concerns the human tendency to select minimum-effort solutions to a problem.



The author, A. E. Cawkell, was formerly managing director of Cawkell Research & Electronics Ltd. Resigning after a merger, he joined the Institute for Scientific Information of Philadelphia. Currently he is director of research of that organization but normally lives in England.

likely to exaggerate in order to get a hearing and their pleas will be discounted. However, considering the sum total of the issues, it seems to me that when a whole spectrum of events are changing at an ever-increasing rate, some combination of them is likely to add up to Future Shock for a good many people. This shock could be alleviated by the continuous monitoring of events, observation of trends, and accumulation of evidence. If this information was widely publicized as an early warning perhaps planning or action would follow — surely a better way of doing things than by *ad hoc* emergency action.

There ought to be some sociologists who are able to master the technology, and some engineers who are prepared to study the social issues and politics. An articulate group of sociotechnologists, as I will call them, might be able to command as much attention from government and public as does Ralph Nader for other areas of consumption. The formation and funding of a body of this kind is worthy of consideration.

References

33. Reid, A. A. L., Uncertainty & inertia. *Telecomms. Policy*, 1(3), 207-211, 1977.
34. Thompson, J. G. The free flow of information. *Proc. Eusidic Conf.* Oslo, 1975, pps. 92-100, G. Pratt & S. Harvey Eds., Aslib, London, 1976.
35. Tomberg, A. On-line services in Europe. *On-line Review*, 1(3), 177-193, 1977.
36. Euronet — The European on-line information network. Booklet from Directorate General, STI management, Luxembourg, June 1976.
37. Hatfield, D. N. Communications or data processing? A regulatory dilemma. *Bull. Amer. Soc. Info. Sci.* 3(5), 13-14, 1977.
38. For an excellent discussion of the issues see Farber, D., & Baran, P. The convergence of computing and telecommunication systems. *Science*, 195(4283), 1166-1170, 1977, and Irwin, M. R., & Johnson, S. C. The information economy and public policy. *Science*, 195(4283), 1170-1174, 1977.
39. Caswell, S. Satellite business systems; the start of something big. *Computer Decisions*, 9(3), 16-21, 1977.
40. Fletcher, J. C. Remarks by J. C. Fletcher at the conference on satellite communications. *Information Hotline*, 8(5), 3-4, 1977.
41. Jackson, L. A., & Stern, J. R. Optical fibre systems for the civil communications network. *Optics & Laser Technol.* 9(5), 233-240, 1977.
42. Kenney, B. L. The future of cable communication in libraries. *J. Libr. Automat.* 9(4), 299-317, 1976.
43. Baran, P. Broadband interactive communication services to the home — part 2 impasse. *IEEE Trans. Com.* COM23(1), 178-184, 1975.
44. Social services and cable TV. Report prepared for NSF by RANN, NSF/RA 761061, July, 1976, NSF, Washington.
45. Talking to the tube — Columbus viewers will take part in programs when two-way TV service begins late in year. *The Wall Street Journal*, Aug. 10, 1977.
46. Mothersole, P. L., et al in "Broadcast and wired Teletext systems — Ceefax, Oracle, Viewdata." *IEE, London, colloquium digest no. 1976/3.* Cawkell, A. E. Developments in interactive on-line television systems and teletext information services in the home. *On-line Review*, 1(1), 31-38, 1977.
47. Fedida, S. Viewdata. *Wireless World*, Feb.-May, 1977, commencing issue No. 1494, and April-June, 1978, in 7 parts.
48. Seidel, R. J. Introduction, summary, and implications; page 17 in *Computers & Communications; implications for education* (R. J. Seidel and M. Rubin eds.), Academic Press, New York, 1977.
49. Schneider, E. W. Applications of videodisc technology to individualised instruction. *Ibid*; page 313.
50. Diambra, H. M., & Gulliford, N. L. A report and demonstration of a new technology for improving the effectiveness of television distribution networks. *Ibid*; page 189.
51. Ahl, D. H. Does education want what technology can deliver? *Ibid*; page 157.
52. Short, J., Williams, E., & Christie, B. *The Social Psychology of Telecommunications.* John Wiley, 1976.
53. Goldmark, P. C., Kray, B., & Egerton, A. Communications for survival; perspective and proposed programs. *Habitat*. 2(1/2), 13-35, 1977.
54. Carter, L. J. Videoconferences via satellite; opening congress to the people? *Science*. 197(4298), 31-33, 1977.
55. King, D. W. Systemic and economic interdependence in journal publication. *IEEE Trans. PC-20(2)*, 106-113, 1977.
56. Berul, L. H., & Krevitt, B. I. Innovative editorial procedure; the editorial processing centre concept. *Proc. 37th ASIS meeting*, Vol. 11, 98-102, 1974 (P. Zunde ed). American Society for Information Science, Washington.
57. Rhodes, S. N. Editorial processing center-prelude to phase 3. *IEEE Trans. PC-20(2)*, 102-105, 1977.
58. Senders, J. An on-line scientist journal. *The Information Scientist*, 11(1), 3-9, 1977.
59. Garfield, E. Is there a future for the scientific journal? *Sci-Tech. News*, 29(2), 42-44, 1975.
60. Woodward, A. M. The electronic journal — an assessment. Aslib R & D Department. London, 1976. BL R & D report No. 5322.
61. Wijnnot, C. E. On-line opportunity; a comparison of activities in America and the United Kingdom. *Aslib Proc.* 28(4), 134-143, 1976.
62. Panko, R. R. The outlook for computer mail. *Telecomms. Policy*. 1(3), 242-253, 1977.
63. McLean, W. A. Three U.S. electronic mail studies. *Telecomms. Policy*. 1(5), 422-423, 1977.
64. Simon, H. A. What computers mean for man and society. *Science*. 195(4283), 1186-1191, 1977.
65. Robinson, A. L. Impact of electronics on employment; productivity and displacement effects. *Science*. 195(4283), 1179-1184, 1977.
66. Berry, A., in *The Daily Telegraph*, Nov. 10th, 1977.
67. Freese, J. Preserving the open flow of information across borders. Paper TDF2 in *Symp. Transborder Data Flow and Protection of Privacy.* OECD, Vienna, Sept., 1977.
68. Ware, W. H. Computers and personal privacy. *Proc. Am. Philos. Soc.* 121(5), 355-359, 1977.
69. Lindop, Sir Norman. Contribution to the panel discussion in *Symp. Transborder Data Flow and Protection of Privacy.* OECD, Vienna, Sept., 1977.
70. Kolata, G. B. Computer encryption and the national security agency connection. *Science*. 197(4302), 438-440, 1977. Kolata, G. B. Cryptography; on the brink of a revolution? *Science*. 197(4305), 747-748, 1977.
71. Michie, D. What if the machines become inscrutable? *Computer Weekly*, Oct. 27, 1977, p.6.
72. Anon ("The listeners"). Information technology for the home. *The Information Scientist*, 11(4), 146-148, 1977.

European Broadcasters determined to hold on to bands I and III

THE European Broadcasting Union will press for sweeping increases in broadcasting frequencies at WARC '79. In some cases, like that of some long wave allocations, they will ask to have exclusive use of frequencies they presently share while in others, such as the frequencies used for outside broadcasting, they want totally new bands allocated.

Their proposals are:

- The whole of the L.F. broadcasting band from 150-285kHz should be allocated exclusively to broadcasting, and extended.
 - Medium waveband should be shifted 1.5kHz and, say a majority, extended by 9kHz.
 - H.f. allocations (short waves) to be substantially increased, exclusively and world wide, with 26MHz, used for satellite broadcasting.
 - V.h.f. band II should be extended exclusively to 108MHz. 500kHz would be ceded in return!
 - EBU should seek an exclusive satellite broadcasting allocation of 9MHz per national programme at 1GHz or thereabouts.
 - Band I (47-68MHz) should be retained.
 - Band III (174-223MHz) should be retained, made entirely exclusive, and extended by 7MHz!
 - Aero radio navigation and fixed services should be excluded from Bands IV and V up to 862MHz, above which the broadcasting allocation should be retained exclusively for satellite broadcasting.
 - Bands above 12GHz should be enlarged and made world wide.
- The 40 GHz band, for example, should be extended by 1GHz.

The foreword to the EBU document, published in mid-June, makes clear that "EBU members are recommended to make every effort to attain the common objectives indicated in this document. Given the importance for the future of broadcasting of the WARC 1979 ... the EBU members are requested (if they have not already done so) to approach their corresponding administrations in good time before the WARC 1979, in an attempt to make known the views expressed in the EBU guiding principles given below."

The director of the EBU Technical Centre, R. Gressman, says in a statement issued with the document that its contents have been unanimously approved by the EBU administrative council, which met in Spain at the end of May.

The increases in satellite broadcasting allocations, he explains, are to permit reception in cars and on portable radios. The new 1GHz allocation "is suggested to provide, as requested by the radio programme committee, a minimum of two programmes per country."

The change of the 26MHz band from some terrestrial to satellite broadcasting arises because ionospheric propagation has made it difficult to use on the earth's surface. "Although this does not seem to pose major technical problems, it must be pointed out that the political aspect of such a proposal is rather controversial, and in consequence the

views of the members on the advisability of making such a proposal are divided." No such division seems evident elsewhere in the document, particularly on the crucial Bands I and III. "It is emphasised that, contrary to the views expressed by a number of telecommunications administrations, Bands I, III, IV and V ... must be retained exclusively. Frequency sharing with the mobile service, which some telecommunication administrations intend to introduce at least in Bands I and III must be rejected because this would inevitably interfere with broadcast reception, as well as make impossible the further improvement of television coverage in areas still not adequately covered."

Extra frequencies will be needed for all the satellite broadcasting allocations so that provision is made for sufficient up-links to the satellites, eg 800MHz for the 12 GHz

British lead in surround sound microphone

THE BBC have now followed the IBA and placed orders for the NRDC sound-field microphone made by Calrec Audio, of Hebdon Bridge. And this year's promenade concerts will be recorded using the new microphone, though it is not yet certain that broadcasts will be made with it.

The transducer, acknowledged to be the most advanced of its kind, is a one-point periphonic microphone designed to handle sounds from all directions in a controlled way, and is more accurately coincident than its predecessors. "Its subjective performance goes well beyond anything else commercially available," says Michael Gerzon, co-inventor with Peter Craven and whose mathematical research has enabled the design procedures to be established.

The microphone samples a sound field at carefully chosen points and uses the sampled information to provide the best possible reconstruction of the original. The microphone's directivity is achieved by synthesis using four capsules and frequency-dependent phase-amplitude matrixing — in effect a kind of "spaced-to-coincident" microphone conversion.

Any first-order directional characteristic can be obtained from the B-format outputs. And any number of combination of such microphone characteristics — omnidirectional, cardioid, hypercardioid, figure-of-eight — can be synthesized simultaneously. Using the stereo "pair" output, the angle between the two microphones of the virtual pair can be varied (in addition to the directivity patterns of the individual microphones), and the "pair" can be panned or tilted in any direction electronically. Stereo width and mono compatibility are adjustable without interaction.

Conventional four-microphone "quadraphonic" or quadrifontal outputs can be provided, as well as horizontal ambisonic surround sound and full periphonic outputs. The range of decoder facilities provided by the Ambisonic technology are included, e.g. speaker layout compensation, in addition to test tone circuits.

Development of the sound field microphone, using trial recordings made by Peter Fellgett over three years ago, has

band. Large-screen television should be allowed for in the future by extensive provisions in the 40 or 80GHz range.

Although the EBU has little more standing at these conferences than might be accorded its members acting without its auspices — it has been described as a club of European broadcasters — there is little doubt that the unanimity of the EBU membership will go some way to counteracting their individual weakness. Each country at WARC will have only one vote, whether it is the United States or the Gambia, and this procedural arrangement has been criticised by those who feel that the United States or Russia or the UK is entitled to more votes than the Gambia, though a Gambian might be at a loss to understand what logical processes lead to this conclusion. This explains why the EBU countries are concerned to have a unanimous view, to counteract their individual weakness. It also explains the Home Office's determination to compromise the UK view with that of the Europeans, as we showed last month (WW News page 47). Explains but does not excuse. □

resulted in a stability and lack of ambiguity of four-speaker localization "much superior to the best stereo, even for non-central listeners and for sounds at the sides." The degree of coincidence, then up to 7kHz, has been improved since and the latest production microphone is now, in effect, precisely coincident "substantially over the audio range," according to Calrec. The result now sounds very much cleaner and the directivity is sharper, according to Michael Gerzon, "everything is that little bit righter."

The equipment is now starting to sell outside the UK — as a result of exposure at the NAB convention, NBS and CBS have shown interest. And though it is priced at £2,100 (microphone only, £800), the APRS show this month is expected to result in interest from recording studios.

But perhaps the most versatile feature of the microphone and electronics is that the signal processing can be carried out after taping: the desired microphone technique can be chosen later. For the first time full mix-down capability off coincident microphones is possible. "We can now record stereo material that could be used for ambisonic playback in five years or for periphonic playback in ten years," says Michael Gerzon.

Periphonic microphone design is complex, not only because of requirements on the constancy of outputs in terms of phase and amplitude response and polar response, which gives rise to a large number of variables requiring methods of analysis that are new to microphone design, but also because of the need to compute spaced-to-coincident matrixing. Studies by Michael Gerzon, who along with Peter Fellgett and John Wright have NRDC backing for ambisonic technology, made as long as six or seven years ago showed ways of sampling a sphere with minimal loss of information in a spatially analogous way to the familiar sampling theorem of communications theory. Because of the complexity introduced by the sphere it wasn't possible to use standard analytic techniques to prove the new sampling theorem. The proof involves a "considerable measure of mathematical abstraction using the functional-analytic theory of L^2 -spaces on measure space" (MG). □

NEW PRODUCTS

Colour camera

A colour television camera, the FAC71 from Grundig, is now obtainable in the UK. In e.n.g. form, on a studio tripod or adapted for microscopy, the camera is suitable for many uses, delivering a PAL composite video signal to CCIR 625 standards. The standard lens is the Schneider f1.8 motor zoom type of 12.5 to 75 or 10 to 100mm focal length, C-mounted, although a variety of other lenses is available. Light level correction is automatic, using auto-iris control and target voltage variation to cope with a 6000:1 variation; the automatic control can be overridden. A three-position switch affords colour correction for tungsten, daylight and overcast daylight. Two viewfinders are available, both electronic. The e.n.g. configuration calls for a 2.7cm type, used with an eyepiece, while in the studio a 10cm screen is used. Three 2/3in Vidicons are used as standard, giving a full-amplitude signal on a highlight of 1000 Lux and a usable picture on 400 Lux at a resolution of 350 lines per picture width. The supply required is 12V d.c., 65W and a mains unit is available for studio use – a single cable carries power, sync, video, talk-back and recorder control signals. J. O. Grant and Taylor (London) Limited, Arlingham House, South Mimms, Potters Bar, Herts EN6 3PH.


WW 301

Low-cost microcomputer


A single-board microcomputer system, from Rockwell Microelectronic Devices, includes a 20-column printer and a 54-key alphanumeric keyboard and costs less than £250. The system, which is designated as the AIM 65, is intended as an educational aid for first-time users and as a general-purpose microcomputer for engineers. The AIM 65 is available in 1K- and 4K-byte r.a.m. versions and is based around the 6502 c.p.u., which has a 64K address

capability with 13 addressing modes. An 8K r.o.m.-resident monitor programme provides all peripheral control and user programming functions, and spare sockets are included to allow the on-board programme memory to be expanded further. The board also has a connector that allows external access to the system bus for memory and input/output expansion. Pelco (Electronics) Limited, Enterprise House, 83/85 Western Road, Hove, Sussex BN3 1JB.


WW 302



WW 301



WW 302



WW 303

Hybrid regulator

The SH1705 regulator is a 5V, 5A hybrid device which also contains a 5A bridge rectifier. The circuit, which is housed in a 4-pin TO-3 package, only requires an external transformer and two capacitors to provide a d.c. power supply. The regulator section offers short-circuit protection, thermal shutdown, and internal current limiting. Because the regulator input is available on a separate pin it can be used separately from the rectifier if necessary. The device has a maximum input voltage rating of 23V r.m.s., and a maximum internal power dissipation of 50W with a case temperature of 25°C. Fairchild Camera & Instrument UK Limited, 230 High Street, Potters Bar, Herts EN6 5BU.

WW 303

V-f.e.t. transistors

Vertical-geometry field-effect transistors, in a range from Walmore Semiconductors Ltd, can handle continuous-wave output powers up to 100W at frequencies of 175MHz. The devices are claimed to draw negligible d.c. input gate current, making biasing and modulation simpler, and to be much more rugged than comparable bipolar devices. There are three devices in the range, the BF25-35, the BF50-35 and the BF100-35, and these are designed to handle 25, 50 and 100W of c.w. power respectively. They are all suitable for operation at either 80 or 175MHz. Third-order distortion of the v.f.e.t.s is similar to that of bipolar products, but their square-law type characteristics give higher-order distortion figures which are 5 to 10dB lower than those obtained with comparable bipolar devices. Noise performance is also improved because the v-f.e.t. is a majority-carrier device. Walmore Semiconductors Limited, 11-15 Betterton Street, Drury Lane, London WC2H 9BS.

WW 304

Crystal oscillator

The model CO-206V crystal oscillator, from Vectron Laboratories, is claimed to have a long-term stability of 1×10^{-10} per day and 3×10^{-8} per year and a short-term stability better than 1×10^{-11} per second. Its stability over the temperature range from 0 to 50°C is better than $\pm 5 \times 10^{-9}$, and a -55 to +71°C temperature range is optional. The noise characteristic of -140dB/Hz, 1kHz from the signal, makes the CO-206V especially suitable as a reference for synthesizers and in applications requiring multiplication to microwave frequencies. The oscillator, which has a voltage control (v.c.x.o.) capability, has an output of 1V r.m.s. into 50Ω at 5MHz, although other frequencies and a logic output are available. Lyons Instruments Limited, Hoddesdon, Herts.


WW 305

P.c.m.-repeater i.c.


A monolithic repeater circuit, introduced by Exar Integrated Systems Ltd, has been manufactured for pulse-code-modulated telephone systems. The XR-C277 is designed to operate as a regenerative repeater at a data rate of 1.544 Mb/s on T1-type p.c.m. lines. It is contained in a 16-pin ceramic d.i.l. package to provide operation over a temperature range from -40 to +50°C. All the basic functional blocks of a regenerative repeater system are contained within the device, including automatic line build-out and equalization. The device, which is insensitive to reflections caused by cable discontinuities requires only low voltage supplies providing a current of less than 13mA. Memec Limited, Thame Park Industrial Estate, Thame, Oxon OC9 3RS. **WW 306**

Hard copy module


The FOR 1002 produces single frame or 'continuous' video images on low cost, ultra-violet sensitive paper. Up to 14 grey scales may be obtained using suitable paper with chemical development and using photo-developed 'instant' records up to 6 grey scales may be achieved. The video amplifier has a bandwidth from 0 to greater than 4MHz and will enable 200ns pulses to be registered. It is fitted with wideband (0 to 500kHz) X and Y amplifiers which are phase matched to 2.5° at 100kHz. The FOR 1002 may be used as a dual



channel, wideband, strip recorder or as an X-Y plotter. Paper speed may be selected over a range from 1000mm/s to 5mm/s with an error within ±2%. The module is claimed to be suitable for use with sonar equipment for sea bed mapping and with ultrasonic equipment for flaw detection, and cardiac and foetal monitoring. For medical applications, it may be interfaced directly with the Medelac dual channel electromyograph type MS7. Medelac Limited, Manor Way, Old Woking, Surrey GU22 9JU. **WW 307**



WW 309




WW 308

Tantalum chip capacitors

Tantalum chip capacitors have presented problems to hybrid circuit manufacturers because of their fragility, bad handling characteristics and the difficulties involved in choosing non-encapsulated and encapsulated components for stock. A range of capacitors, now available from Corning Ltd, is claimed to provide the answers to these problems. To overcome the problem of fragility, the capacitors are metal-cased and have protected cathode surfaces. The anode wires are also solidly entrenched and they have rigid anode terminations and low dissipation factors. The components are of regular size and shape and they may be soldered without risk of delamination. They may also be mounted on all sides, and the polarity is said to be obvious. In addition they are claimed to be vibration and shock proof, moisture resistant, and suitable for all encapsulated or non-encapsulated circuits. The capacitors are available in five different case sizes with tolerances of ±5%, ±10% and ±20% and values ranging from 0.1µF/50V to 47µF/10V. Corning Limited, P.O. Box 37, Pallion Sunderland, Tyne and Wear SR4 6SU. **WW 308**

P.c.b. holder and vice set

A set of workbench aids, from Greenwood Electronics, includes a vice with a head that rotates 360 degrees and tilts 180 degrees in the vertical plane. There are three types of bases available; a normal base (97mm high), a low profile base (67mm high) and a vacuum base which secures the vice to any non-porous surface by a powerful suction pad. In addition to the standard vice head, which is 63mm wide and opens to 57mm, there is a low profile head with a grip range up to 165mm. The wide head has neoprene pads and will hold cylindrical objects. Included in the set is a p.c.b. holder which will take p.c.bs up to 203mm wide. Cross bars up to 762mm, and extra arms, are also available. A bench clamp mounting base in the set allows the vice/holder to be securely clamped to the edge of a work bench or counter. Greenwood Electronics, Portman Road, Reading, Berks RG3 1NE. **WW 309**



WW 310

Cable retainer

The BR75-E6-C bundle retainer will accommodate cable bundles up to 3/4in in diameter. It is designed to support the bundle above the harness board to enable cable ties to be installed easily. Its spring fingers allow

fast routing of wires and easy removal of the completed harness assembly. Installation is simple and positive and requires only two small screws. Two or more retainers may be linked together by their overlapping feet. Panduit Limited, Sittingbourne Industrial Park, Unit 22a, Crown Quay Lane, Sittingbourne, Kent ME10 3JG. **WW 310**

Charger for micro-processor p.s.u.

A miniature transformerless battery charger, the BC 150, may be connected to a 210-250V or 105-125V line supply and will provide a completely isolated 3V, 50mA output suitable for maintaining charge on the back up p.s.u. of a microprocessor system. The output terminals are short-circuit protected and are immune to damage from external load removal. The unit, which measures 0.93 x 0.93 x 0.50in, is cast in filled diallyl phthalate. The charger is manufactured by Integrated Electronics Co. in the USA, and the price is from £12 in quantity to £21 for prototypes. Sanderling Controls, 26 Hayes Road, Bromley, Kent BR2 9AA. **WW 311**



WW 312

Voltage and current sources

Voltage and current sources in the Dial-a-source range, from Delristor Ltd, are claimed to be accurate to within 0.0015%, and to have resolutions to 0.1µV and 'zero' output impedances. The range consists of 14 models so that an optimum unit can be selected for a particular application in terms of voltage and current characteristics, accuracy and operating mode. The standard grade units weigh between 4.5 and 9kg and measure typically 180 x 200 x 260mm. They can be supplied with a British Calibration Certificate, and provision is made on all models for a periodic recalibration against a primary standard. Delristor Limited, 21 Windsor Street, Uxbridge UB8 1AD. **WW 312**

Blasted with excess of light

As an avid viewer of Star Trek, Dr Who and then Blake's Seven, I am always enormously impressed when someone points a piece of imaginative hardware at a baddy and nonchalantly vapourizes him. It's so much nicer than the noisy, smelly business of shooting off revolvers, with the attendant risk of letting the air out into inter-galactic space. You just press a button and the chap disappears.

I dare say we all have private dreams of making certain people vanish — I know I have — but, after giving the matter some thought, I don't think I'm going to be able to do it by laser, which seems to be the most popular method of blowing people away in starships. It's the power, you see. The lady astronauts never seem to have time to put on all their clothes in the morning and it is fairly clear that they aren't carrying much more than a U2 battery, which would leave most lasers looking a bit wooden. Maybe they're not lasers at all, but small tape machines containing recordings of Ella Fitzgerald.

Be that as it may, the laser has most certainly now reached the stage where it can be applied to a whole heap of problems looking for a solution, to reverse the 1960s *mot*. It may have been one of the first devices to be developed with no clear application ready and waiting for it, and it was several years before industry and the military caught up with it. The time it takes for new kinds of hardware to be developed and adopted gets longer all the time; for instance, teletext and Viewdata have been working for some years now, but they haven't exactly revolutionized our way of life — yet.

On that basis, anyone considering coming out with something spectacular in AD 2001 had better be thinking about starting now, and I would like to place an order for a disintegrator. When I do get one, the first Traffic Warden to put a foot wrong is in for one heck of a surprise.

High Q—low impedance

AFTER EVERY EXHIBITION, the organizers send out to publications such as *Wireless World* a quantity of paper containing remarks solicited from exhibitors on their opinion of the exhibition. Almost invariably, these people enthuse on the number of sales they have made, the interest their wares have provoked and say they'll be back next time. Well, they're hardly likely to say otherwise, or their remarks would be instantly expunged from the record, but one comment that is a constant source of irritation to my non-commercial soul is to do with the "quality" of the visitors.



Future perfect

A young engineer, name of Cholmondeley

turned in his slide-rule, quite glolmondeley.

With each new advance he'd lost one more chance.

A machine now does Cholmondeley's job, dolmondeley.

What on earth do they mean? Is it something to do with the way they hold their knives and forks, or the authority with which they can say "rindabite" instead of "roundabout"? I hadn't really thought much about it before, but I now realize, with a chill of horror, that all those smooth, immaculate young men on the stands aren't salesmen at all. They're not interested in showing you the new switches, knobs and i.c.s on display. Not a bit of it! What they're doing, in a polite and insidious way, is assessing your quality. One faux pas, such as asking one of them if he's got a light, or requesting directions to the nearest bar, means instant relegation to the masses — the great unwashed, so to speak. On the other hand, if you address the *gua . . . salesman*, in carefully modulated tones suggestive of the possession of bright blue blood and a thick bank balance, fingers will snap, eyelids will droop and you will be ushered into one of those little closed rooms where the whisky flows like water and the real business is done. You still have to be careful, of course: drop your guard for a second and ask for a half of brown ale and out you go.

I don't know what's going to happen, now I've been able to reveal all this. It could be that we are going to have to re-think our whole approach to this business of exhibitions. Probably the best way to tackle the problem of getting into the sancti is to confuse them. You could turn up on the stand in a top hat, wet suit and clogs and launch into a discussion of anomalous waveguide propagation at sub-zero frequencies and baffle the pin-stripe so effectively that he'd call for help. As soon as the faceless ones turn up, you then ask how

soon they can supply five million of whatever they're selling and you're in.

I'll put in more thought on this problem and let you know my decision in a future issue. Quality, indeed!

Who dat up dere?

An experiment which stands about as much chance of success as a donkey in the Derby, in which the investigators aren't altogether sure that they would recognize success if it licked their noses, seems like a good way of spending one's time. It beats working down the pit, at least.

In 1976, all those labouring to keep body and soul together will be glad to learn, the CCIR adopted the line of research called SETI which, being interpreted, means Search for Extra-Terrestrial Intelligence. This, of course, implies that we already have terrestrial intelligence—a hypothesis which seems increasingly unlikely. Unfettered by any sense of the ridiculous, many clever scientists and engineers have, however, already been listening for about seventeen years and actually sending signals for over three. There have been one or two transient excitements, which turned out to be natural events, but no-one has yet received the Big Hello.

I'm not going to stick my neck out too far and say that all these people are wasting their time, because with my luck we would immediately be knee-deep in very small green men wanting to be taken to Jim Callaghan. But I cannot, try as I may, see the point of trying to conduct an extremely desultory conversation with someone whose presence or absence has not, so far, made more than a minimal impression on our lives (*pace* von Däniken). At the narrow bandwidth necessary to obtain a passable s:n ratio, the message could take years to complete and several generations to reach a possible receiver. The notion of starting a signal, expecting it to be completed by one's great¹⁰ grand-children is not an entirely attractive idea—funny stories would tend to lose their point, particularly if one's tenth descendant were to be run over by a bus just as he was within a few decades of the punch-line.

I am well aware of all the "because it is there" class of argument, but a leaning towards the pragmatic leads me to the feeling that resources could, perhaps, be deployed in a rather more immediately productive way.

The ITU, in a recent press handout on this subject, expresses the hope that the discovery of life elsewhere would make us all terrified of instant annihilation and clasp each other to our bosoms in a mutually protective embrace. Well, if that were even remotely probable, I would be all for the project, but a twinge of doubt may, on the basis of the last few thousand years of human history, be understandable.



EASY BUILD SPEAKER DIY KITS

Specially designed by RT-VC for cost-conscious hi-fi enthusiasts, these kits incorporate two teak-simulate enclosures, two EMI 13" x 8" (approx.) woofers, two tweeters and a pair of matching crossovers. Supplied complete with an easy-to-follow circuit diagram, and crossover components.

£2800

STEREO PAIR Input 15 watts rms, 30 watts peak, each unit. Cabinet size 20" x 11" x 9 1/2" (approx.).

+ p & p £5.50

-SPEAKERS AVAILABLE WITHOUT CABINETS.

It's the units which we supply with the enclosures illustrated Size 13" x 8" (approx.) woofer (EMI). **£1700** per tweeter, and matching crossover components. stereo pair

Power handling 15 watts rms, 30 watts peak. + p & p £3.40

COMPACT FOR TOP VALUE These infinite baffle enclosures come to you ready mited and professionally finished. Each cabinet measures approx. per stereo pair 12" x 9" x 5" deep, and is in wood simulate. **£850**

Complete with two 8" (approx.) speakers for maximum power handling of 7 watts. + p & p £2.20

SPEAKERS Two models - Duo IIB, teak veneer, 12 watts rms, 24 watts peak, 18 1/2" x 13 1/2" x 7 1/2" (approx.).

Duo III, 20 watts rms, 40 watts peak, 27" x 13" x 11 1/2" approx Duo IIB **£17** PER PAIR Duo III **£52** PER PAIR

+ p & p £6.50 + p & p £7.50

DECCA 20 WATTS STEREO SPEAKER stereo pair

This matching loudspeaker system is hand made, kit comprises of two 8" diameter approx. base drive unit, with heavy die cast chassis laminated cones with rolled P.V.C. surrounds, two 3 1/2" diameter approx. domed tweeters complete with crossover networks. **£4.00 p & p £20.00**



PORTABLE DISCO CONSOLE with built-in pre-amp

Here's the big-value portable disco console from RT-VC! It features a pair of BSR MP 60 type auto-return, single play professional series record decks. Plus all the controls and features you need to give fabulous disco performances. Simply connects into your existing slave or external amplifier. **£64.00**



Tourist IV CAR RADIO KIT

For the experienced constructor only. Output 4 watts into 4 ohms. Complete with speaker, baffle and fixing strip, for the experienced constructor only. The Tourist IV has five push buttons, four medium band and one for long wave band. The tuning scale is illuminated and attractive small aluminium control knobs for manual tuning and volume control. 12 volts pos or neg (altered internally). Size approx. 7" x 2" x 4 1/4". **£12.50**

A MOTOR TOP 10 ACCESSORY WINNER p & p £1.50 FREE TO PERSONAL SHOPPERS BUYING CAR RADIO KIT worth ELECTROMATE Rear window heater, modern line element **£3.00**

PERSONAL SHOPPERS

UNIK electronic digital alarm clock mains operated, large bright LED display tilted display for easy viewing, silent operation. Alarm and 9 minute repeater, PM and secs display size 105mm x 115mm x 50mm approx. **£7.95**

160V 16 VOLT MAINS TRANSFORMER, 2 1/2 amp. **£2.50**

BSR Record auto deck on plinth with stereo cartridge ready wired. **£11.95**

LED 5 function men's digital watch stainless steel finish **£5.95**

LCD 5 function men's digital watch stainless steel finish **£8.95**

LCD 8 function CHRONOGRAPH men's digital watch stainless steel finish **£13.95**

STEREO CASSETTE record/replay fully built P.C. board. Used, without guarantee. (Ex Equipment) **£1.95**

AM, FM, TUNER P.C.B. with Mullard L.P. 1186, 1185, 1181 modules. **£9.50**

100K Multiturn Varicap tuning pots, 6 for **£1.00**

MUSIC CENTRE CABINET with hinged smoke acrylic top, finished in natural teak veneers, size 30 1/4" x 14 1/2" x 7 1/4" approx. **£5.95**

MULLARD Built power supply **£1.50**

DECCA DC1000 Stereo Cassette P.C.B. complete with switch oscillator coils and tape-heads. **£2.95**

FERGUSON, 3-speed, 7" HIFI tape transport mechanism, complete with top covers. **£15.95**

125 Watt Power Amp Module **£13.95**

Mains power supply parts **£3.50**

Mullard

AUDIO MODULES IN BARGAIN PACKS CURRENT CATALOGUE


PRICE & AT OVER 25 PER PACK SEE OUR PRICES

1 PACK 1, 2 x LP1173 10w. RMS output power audio amp modules, + 1 LP1182/2 Stereo pre amp for ceramic and auxiliary input. **OUR PRICE p+p £1.00 £4.95**

2 PACK 2, 2 x LP1173 10w. RMS output power audio amp modules + 1 LP1184/2 Stereo pre amp for magnetic, ceramic and auxiliary inputs. **illus. OUR PRICE p+p £1.00 £7.45**

3 PACK 3, 1 x LP1179/2 FM Tuning head with AM gang, 1 x LP1165/1 AM/FM IF module, 2 x LP1173/10w. RMS output power audio amp modules + 1 LP1182/2 Stereo pre amp for ceramic and auxiliary input. **OUR PRICE p+p £1.00 £9.95**


TRADE ENQUIRIES INVITED



ACCESSORIES

Suitable power supply parts including mains transformer, rectifier, smoothing and output capacitors **£1.00 p+p £1.95**

Recommended set of rotary stereo controls comprising BASS, TREBLE, VOLUME and BALANCE. **p+p 50p 95p**



20 x 20 WATT STEREO AMPLIFIER £29.90

Superb Viscount IV unit in teak-finished cabinet. Silver fascia with aluminium rotary controls and pushbuttons, red mains indicator and stereo jack socket. Function switch for mic, magnetic and crystal pick-ups, tape, tuner, and auxiliary. Rear panel features two mains outlets, DIN speaker and input sockets, plus fuse. 20 + 20 watts rms, 40 + 40 watts peak. **p & p £2.50**

30 x 30 WATT AMPLIFIER KIT For the experienced constructor complete in every detail. Similar facilities as Viscount IV amplifier. 60 + 60 peak **£29.00** p & p **£2.50**

AVAILABLE NOW built and fully tested with output 30 + 30 watts rms, 60 + 60 peak. **£39.00** p & p **£2.50**

SPECIAL OFFER

PACKAGE PRICE WITH 30 x 30 KIT Mk. II version, operates into 4 to 15 OHMS speakers. Designed by R & TVC for the experienced constructor. Complete in every detail, facilities as Viscount IV amplifier 60 + 60 peak. Supplied with 2 Goodmans Compact 12" bass woofer with cropped 14,000 Gauss Magnet. 30 watt rms, handling +3/4" approx, tweeters and crossovers. **£49.00** p & p **£4.00**

ADD-ON STEREO CASSETTE TAPE DECK KIT

Designed for the experienced D.I.Y. man. This kit comprises of a tape transport mechanism, ready built and tested record/replay electronics with twin V.U. meters and level control for mating with mechanism. Specifications: Sensitivity - Mic, 0.85 mV @ 20K OHMS; Din, 40mV @ 400K OHMS; Output - 300mV RMS per channel @ 1KHz from 2K OHMS source; Cross Talk - 30db; Tape Control - 3 Digit; Resettable; Frequency Response - 40Hz - 8KHz ± 6db; Deck Motor - 9 Volt DC with electronic speed regulations; Key Functions - Record, Rewind, Fast Forward, Play, Stop & Eject. **p & p £2.50 £19.95**

Opt. Extras: Mains Trans. to suit **£2.50** p.p. **£1.**

RTVC Send stamped addressed envelope for further details. Order by giving credit card number **ONLY**

323 EDGWARE ROAD, LONDON W2
21a HIGH STREET, ACTON, W3 6NG
ALL PRICES INCLUDE VAT AT 12 1/2%
All items subject to availability
Price correct at 23.5.78 and subject to change without notice

50 WATT MONO DISCO AMP £29.95

P&P £2.50
Size approx. 13 1/4" x 5 1/4" x 6 1/4"
50 watts rms, 100 watts peak output. Big features include two disc inputs, both for ceramic cartridges, tape input and microphone input. Level mixing controls fitted with integral push-pull switches. Independent bass and treble controls and master volume. **SPECIAL OFFER**, The above 50 watt amp plus 4 Goodmans Type 8P, 8" speakers. Package price **£45.00** + **£4.00** P&P

70 & 100 WATT MONO DISCO AMP

Size approx. 14" x 4" x 10 1/2"
Brushed aluminium fascia and rotary controls. Five vertical slide controls - master volume, tape level, mic level, deck level, PLUS INTER-DECK FADER for perfect graduated change from record deck No. 1 to No. 2, or vice versa. Pre-fade level control 70 watt **£57** (PFL) lets YOU hear next disc before fading p & p **£4.00**
it in. VU meter monitors output level. 100 watt **£65**
Output 100 watts RMS 200 watts peak.

CHASSIS RECORD PLAYER DECKS

GARRARD DECK CC10A **£7.95**
Record changer with cut, stereo ceramic cartridge **£2.00**

BSR MP60 TYPE Single play record player **£15.95**
less cartridge. p & p **£2.55**

Cartridges to suit above
Acos, magnetic stereo **£4.95**
Ceramic stereo **£1.95**
BSR automatic record player deck cueing device and stereo ceramic head. p & p **£2.55** **£9.95**


BSR MP 60 type, complete with magnetic cartridge, diamond stylus, and de luxe plinth and cover. p & p **£4.50**

Home 8 Track cartridge player. This unit will match with the Viscount IV 9" x 8" x 3 1/2". p & p **£2.50** **£16.50**

EASY TO BUILD RECORD PLAYER KIT

For the D-I-Y man who requires a stereo unit at a budget price, comprising ready assembled stereo amp, module, Garrard auto / manual deck with cueing device, pre-cut and finished cabinet work. Output 4 watts per channel, phones socket and record/replay socket, including 2 SPHERICAL HIFI speakers **£19.95** p & p **£4.05**

STOP the SEARCH!



SCOPEX

**4D 10A
OSCILLOSCOPES**



... Will TRACE it

**3% Measuring Accuracy
Stabilised Power Supplies
10 MHz Dual Trace
10 mV Sensitivity**

Price
£180
UK ex VAT




For YOUR Personalised Demonstration.
Scopex Instruments Ltd. Pixmore Industrial Estate, Pixmore Avenue,
Letchworth, Hertfordshire. SG6 1JJ. Letchworth 72771(STD 046 26)

® Regd Trade Mark

WW — 074 FOR FURTHER DETAILS

TEN GOOD REASONS FOR BUYING THE NEW FLUKE 8020A DMM.



**ONLY
£112
PLUS VAT**

1. 26 ranges of AC/DC volts and amps, ohms and conductance.
2. 0.25% vdc accuracy over 10°C range for 1 year.
3. 'High power' ohms for diode testing.
4. 'Low power' ohms for in-circuit resistance measurement.
5. Conductance ranges allow leakage measurement to 10,000 MΩ.
6. 9v battery gives typically 200 hrs. life.
7. Protected to 250v dc or rms on any range, any function.
8. Protects to 6kv for 10µs on any range; any function.
9. 2 year warranty on parts and labour.
10. Large liquid crystal display.

Harlow(0279)29522


ITS instrument services

Edinburgh Way, Harlow, Essex. CM20 2DF. Telex: 81525

The only way to buy.

WW—040 FOR FURTHER DETAILS

Celestion



The Celestion sound... hand-made to perfection.

Rola Celestion Limited,
Ditton Works, Foxhall Road, Ipswich, Suffolk, England.
Tel: 0473-73131.

WW 069 FOR FURTHER DETAILS

Send this coupon for literature or ask your dealer for a demonstration.

Name _____

Address _____

07.20.08

Rola Celestion Ltd., Ditton Works, Foxhall Road, Ipswich, Suffolk IP3 8JP.
Telephone: Ipswich (0473) 73131. Cables: Voirecoil, Ipswich. Telex: 98365-
07.20.08.

The Only Firm for Quality Audio Kits

HART ELECTRONICS

Are proud to offer the only DESIGNER APPROVED kit for the

J. L. Linsley-Hood High Quality Cassette Recorder

Now offered with Super Quality Sendust Alloy Head at no extra cost, and incorporating noise reduction modifications given in the postscript article.



As these circuits are capable of such an excellent performance we feel that it is not sensible to sacrifice this potential by designing a kit down to a price. We have therefore spent a little more on professional hardware allowing us to design a very advanced modular system. This enables a more satisfactory electrical layout to be achieved, particularly around the very critical input areas of the replay preamps. These are totally stable with this layout and require no extra stabilising components. Many other advantages also come from this system which has separate record and replay amps for each channel plugging in to a master board with gold-plated sockets. The most obvious is the reduction of crosstalk and interaction which could cause trouble on a single plane board. With our modular system the layout is compact but there is no component crowding. Testing is very easy with separate identical modules and building with the aid of our component-by-component instructions is childishly simple, but the finished result is a unit designed not to normal domestic standards but to the best professional practice

All printed circuits are of glassfibre material, fully drilled with a tinned finish for easy and reliable soldering. Component locations are printed on the reverse side of the board and are arranged so that all identification numbers are still visible, after assembly

- 71x Complete set of parts for Master Board, includes bias oscillator, relay, controls, etc. £9.83 + £1.23 VAT
- 72x Parts for Motor Speed and Solenoid Control for Lenco CRV deck. This is the proper board layout as given in the articles. £3.52 + 44p VAT
- 73x Complete set of parts for stereo Replay Amps, and VU Meter drive £8 12 + £1 02 VAT
- 74x Complete set for stereo Record Amps £6.74 + 84p VAT
- 75x Complete set of parts for Stabilised Power Supply to circuit given in Article. This uses a special low hum field transformer with better characteristics than the commonly used toroid. £8 79 + £1 10 VAT
- 700M2 Individual High Quality VU Meters with excellent ballistics £8 48 + £1.06 VAT Per Pair

700C/2 High Quality Custom built steel Case Complete with Brushed aluminium front plate, mains switch record microswitch, turned record level knob, plastic cabinet feet, all bolts, nuts and mounting hardware. All necessary holes are punched and all surfaces are electroplated. Complete step-by-step assembly instructions are included. The cover is finished in an attractive black crackle surface £16 50 + £2 06 VAT

LENCO CRV CASSETTE MECHANISM — Now fitted with Super Quality Sendust Alloy Head.

High Quality, robust cassette transport for Linsley-Hood recorder. Features fast forward, fast rewind, record, pause and full auto stop and cassette ejection facilities. Fitted with Record / play and erase heads and supplied complete with Data and extra cassette ejection spring for above horizontal use. Price £21.60 + £2 70 VAT

Total cost of all parts £83 58

Special offer for Complete Kits £81 50 + £10.19 VAT

Complete with data and set up notes to achieve best results with the Super Head. Optional extra solid teak end cheeks, £3. pair + 38p VAT

Reprint of 3 Linsley-Hood Cassette, Recorder articles, 45p post and VAT free

OTHER CASSETTE SPECIALITIES

LENCO MECHANISMS. For industrial or domestic use. We have in stock SPFF, FFR and CRV with DC and AC motors. Mini TB500, 502, 504 and Mini TB 'U' for endless loop cassettes. Send for details. Super Quality Sendust Alloy R/P Stereo Head for replacement use. £6.50 + 81p VAT.

Set of components and data for optimising L-H Cassette circuits for use with this head. 50p + 6p VAT.

Standard Quality Stereo R/P Head, £4.50 + 56p VAT. Economy Cassette Stereo R/P Head, £2.80 + 35p VAT.

4-track Cassette R/P Head, £7 40 + 93p VAT.

TEST CASSETTE to enable the user without instruments to easily set up the Head Azimuth, tape speed and VU level, £1 50 inc. VAT.

Blank Cassettes, reliable mechanics and Super Ferric Low Noise tape C90, 80p inc. VAT, C10, 35p inc. VAT.

Penylan Mill, Oswestry, Salop

Personal callers are always welcome but please note we are closed all day Saturday



REMOTE CONTROL

for

WW TELETEXT DECODERS

A modification kit is now available to give Remote Control selection of all functions except setting the time select thumbwheel switches. The Remote Control Unit is housed in a cabinet approx. size 8" x 3" x 2" and connected to the main decoder by approx. 5 yds. screened cable.

PRICE ONLY £14.80 + 40p P&P

'Board 3' is also available as an additional unit to update the 'Wireless World' Teletext Decoder to give double height characters, colour background, conceal/reveal, etc., as described in December and January issues of 'Wireless World'.

Our Kit includes plated-through hole P.C.B., all components and installation instructions. Price £33.88 + VAT (£3.47) + P&P (30p) = £37.45 total. P.C.B. available separately at £19.30.

Our main kits contain all the printed circuit boards and components necessary to build the complete decoder. A reprint of the series of articles is available at £1.50 + large 15p SAE (included free in complete kit)

PRICES INCLUDE VAT

	Standard version using 2513	New version with Texas X887	Post & Packing
Set of 5 PCBs	£23.40	£23.35	30p
Component Kit (incl. PCBs)	£122.65	£135.40	£1 50
Add-on Unit for lower case: PCB	£2.70	—	—
Component Kit (incl. PCB)	£13.75	—	—
Cabinet	£18.00	£18.00	£1 00


PLATED THROUGH HOLE PCBs for TEXAS version only at additional cost of £26.00

FULL FAULT-FINDING AND REPAIR SERVICE AVAILABLE

COMPONENTS ALSO AVAILABLE SEPARATELY — SAE for price list

READY BUILT & TESTED DECODERS — £241.87 + £5 Carr.

DE LUXE VERSION WITH NEW FACILITIES — £292.50 + £5 Carr.



UHF FREQUENCY COUNTERS

NEW 500MHz, 7 digit, D.F.M. for direct readings up to the mobile radio UHF High Band. Will operate on mains or 12v supply making it ideal for use with mobile equipment.

Manufactured and guaranteed by Catronics Ltd

Model DFM 500, £164.50 + £5 carr + 8% VAT

WW MATRIX HD DECODER

based on design in June 77 WW

READY BUILT in attractive cabinet with integral power supply STEREO/QUAD switching £89.37

Price includes Sensui Royalty Fee, VAT and P&P




CATRONICS LTD. (Dept 828) Communications House 20 WALLINGTON SQUARE WALLINGTON, SURREY Tel. 01-669 6700

WW—828 FOR FURTHER DETAILS



TRANSVERTORS

TRANSISTORISED INVERTERS



VALRADIO TRANSVERTORS ARE BEING USED ALL OVER THE WORLD FOR MANY APPLICATIONS, INCLUDING: VIDEO TAPE RECORDERS, SOUND TAPE RECORDERS, ALARMS, LABORATORY EQUIPMENT, TELEVISIONS AND MANY OTHER TYPES OF EQUIPMENT.

SOME TYPICAL TYPES ARE:

- D24 / 500S 24v DC input 500 watts sine wave output 230v AC
- D12 / 150T 12v DC input 150 watts square wave 230v output
- D24 / 60S 24v DC input 60 watts sine wave 230v output

We also manufacture Frequency Changers, Power Supplies and Standby Systems, and we are always happy to quote for your special requirements.


Please send for full details to

VALRADIO LIMITED, BROWELLS LANE, FELTHAM MIDDLESEX TW13 7EN Telephone: 01-890 4242/4837

WW—079 FOR FURTHER DETAILS

Telegraph testing simplified

TCT10



Lightweight, portable, Telegdata TCT10 makes light work of on-site circuits and machines.

This new Plessey instrument combines signal generator and analyser in a single briefcase-size unit enabling on-site testing of telegraph circuits and machines to be carried out speedily and with a high degree of accuracy.

Powered from the a.c. mains supply, the TCT10 gives a choice of output levels and test signals in CCITT No 2 and No 5 alphabets including the full 96 character 'fox' message, Q9S and any single character on demand.

Accurate readout (to 1%) is given unambiguously on an LED scale registering up to 40% distortion early/mark bias and late/space bias.

Full specification is available in a colour-illustrated brochure. See how your telegraph test operations can be improved — telex or write to: Telegdata Department, Plessey Controls Limited, Sopers Lane, Poole, Dorset, United Kingdom BH17 7ER. Telex: 41272.



PLESSEY
CONTROLS

WW-093 FOR FURTHER DETAILS

® 600-2-224



NEW PRODUCTS!

NRDC-AMBISONIC UHJ



SURROUND SOUND DECODER

The **first ever** kit specially produced by Integrex for this British NRDC backed surround sound system which is the result of 7 years' research by the Ambisonic team. W.W. July, Aug., '77.

The unit is designed to decode not only UHJ but virtually all other 'quadrophonic' systems (Not CD4), including the new BBC HJ 10 input selections

The decoder is linear throughout and does not rely on listener fatiguing logic enhancement techniques. Both 2 or 3 input signals and 4 or 6 output signals are provided in this most versatile unit. Complete with mains power supply, wooden cabinet, panel, knobs, etc.

Complete kit, including licence fee **£45.00 + VAT**
or ready built and tested **£61.50 + VAT**

INTRUDER 1 RADAR ALARM



With Home Office Type approval

As in "Wireless World", designed by Mike Hosking. 240V ac mains operated and disguised as a hardback book. Detection range up to 30 feet.

Complete exclusive designer approved kit **£46.00 + VAT**
or ready built and tested, **£54.00 + VAT**

Wireless World TM Dolby noise reducer

Trademark of Dolby Laboratories Inc.



Typical performance

Noise reduction better than 9dB weighted.
Clipping level 16.5dB above Dolby level (measured at 1% third harmonic content)

Harmonic distortion 0.1% at Dolby level typically 0.05% over most of band, rising to a maximum of 0.12%

Signal-to-noise ratio: 75dB (20Hz to 20kHz, signal at Dolby level) at Monitor output

Dynamic Range >90db

30mV sensitivity

Featuring:

- switching for both encoding (low-level h.f. compression) and decoding
- a switchable f.m. stereo multiplex and bias filter
- provision for decoding Dolby f.m. radio transmissions (as in USA).
- no equipment needed for alignment.
- suitability for both open-reel and cassette tape machines.
- check tape switch for encoded monitoring in three-head machines.

Complete Kit **PRICE: £39.90 + VAT**

Also available ready built and tested

Price £54.00 + VAT

Calibration tapes are available for open-reel use and for cassette (specify which)

Price £2.20 + VAT

Single channel plug-in Dolby TM PROCESSOR BOARDS (92 x 87mm) with gold plated contacts are available with all components

Price £8.20 + VAT

Single channel board with selected fet

Price £2.50 + VAT

Gold Plated edge connector

Price £1.50 + VAT

Selected FETs **60p** each + VAT, **100p** + VAT for two, **£1.90** + VAT for four

Please add VAT @ 12½% unless marked thus*, when 8% applies (or current rates)

We guarantee full after-sales technical and servicing facilities on all our kits, have you checked that these services are available from other suppliers?



INTEGREX LTD.


Please send SAE for complete lists and specifications
**Portwood Industrial Estate, Church Gresley,
Burton-on-Trent, Staffs DE11 9PT
Burton-on-Trent (0283) 215432 Telex 377106**

INTEGREX

S-2020TA STEREO TUNER / AMPLIFIER KIT

SOLID MAHOGANY CABINET

A high-quality push-button FM Varicap Stereo Tuner combined with a 24W r.m.s. per channel Stereo Amplifier.




Brief Spec. Amplifier: Low field Toroidal transformer, Mag. input, Tape In/Out facility (for noise reduction unit, etc.), THD less than 0.1% at 20W into 8 ohms. Power on/off FET transient protection. All sockets, fuses, etc., are PC mounted for ease of assembly. Tuner section uses 3302 FET module requiring no RF alignment, ceramic IF, INTERSTATION MUTE, and phase-locked IC stereo decoder. LED tuning and stereo indicators. Tuning range 88—104MHz. 30dB mono S/N @ 1.2µV. THD 0.3%. Pre-decoder 'birdy' filter.

PRICE: £58.95 + VAT

NELSON-JONES STEREO FM TUNER KIT

A very high performance tuner with dual gate MOSFET RF and Mixer front end, triple gang varicap tuning, and dual ceramic filter/dual IC IF amp.



Brief Spec. Tuning range 88—104MHz. 20dB mono quieting @ 0.75µV. Image rejection — 70dB. IF rejection — 85dB. THD typically 0.4%.

IC stabilized PSU and LED tuning indicators. Push-button tuning and AFC unit. Choice of either mono or stereo with a choice of stereo decoders.

Compare this spec. with tuners costing twice the price.

Mono £32.40 + VAT

With ICPL Decoder £36.67 + VAT

**With Portus-Haywood Decoder
£39.20 + VAT**




Sens. 30dB S/N mono @ 1.2µV
THD typically 0.3%
Tuning range 88—104MHz
LED sig. strength and stereo indicator

STEREO MODULE TUNER KIT

A low-cost Stereo Tuner based on the 3302 FET RF module requiring no alignment. The IF comprises a ceramic filter and high-performance IC Variable INTERSTATION MUTE. PLL stereo decoder IC. Pre-decoder 'birdy' filter Push-button tuning

PRICE: Stereo £31.95 + VAT



S-2020A AMPLIFIER KIT

Developed in our laboratories from the highly successful "TEXAN" design. PC mounting potentiometers, switches, sockets and fuses are used for ease of assembly and to minimize wiring

Power 'on/off' FET transient protection.

Typ Spec. 24 + 24W r.m.s. into 8-ohm load at less than 0.1% THD. Mag. PU input S/N 60dB. Radio input S/N 72dB. Headphone output. Tape In/Out facility (for noise reduction unit, etc.). Toroidal mains transformer.

PRICE: £33.95 + VAT

ALL THE ABOVE KITS ARE SUPPLIED COMPLETE WITH ALL METALWORK, SOCKETS, FUSES, NUTS AND BOLTS, KNOBS, FRONT PANELS, SOLID MAHOGANY CABINETS AND COMPREHENSIVE INSTRUCTIONS


BASIC NELSON-JONES TUNER KIT	£14.28 + VAT	PHASE-LOCKED IC DECODER KIT	£4.47 + VAT
BASIC MODULE TUNER KIT (stereo)	£16.75 + VAT	PUSH-BUTTON UNIT	£5.00 + VAT
PORTUS-HAYWOOD PHASE-LOCKED STEREO DECODER KIT			£8.00 + VAT

NEW FROM BI-KITS!

AL120 AUDIO AMPLIFIER

(WITH INTEGRAL HEAT SINK)

BETTER THAN 50w RMS!



Out Power THD 1%
 Supply voltage Max 70 volts
 Operating voltage range 50-70
 Load 8-16ohms
 Frequency response ± 1 db 25Hz-20KHz
 Sensitivity for 50 watts into 8 ohms 500mV
 Input Impedance 35K ohms
 THD at all power levels up to clipping .05% max. typically .02%
 S/N ratio 100dBs
 Max. ambient operational temp. 45 deg C
 S/C Complement 13 transistors 3 diodes
 Size overall 192 x 89 x 40mm
 Weight 240 gms

FOR ONLY £11.95

+ 8% VAT 25p P&P

ALSO SPM120 Stabilised Power Supply

AVAILABLE IN 3 ALTERNATIVE VOLTAGES—45, 55, 65 volts

TO POWER THE FOLLOWING BI-PAK AMPLIFIERS:

SPM 120/45. Two AL60's up to 25w per channel simultaneously **£4.95 + 12½% VAT**
SPM 120/55. Two AL80's up to 35w per channel simultaneously **£4.95 + 12½% VAT**
SPM 120/65. Two AL120's up to 50w per channel simultaneously **£5.95 + 12½% VAT**
SPM 120/65. One AL250 up to 125w **£5.95 + 12½% VAT.** Please add 25p P&P to all orders.

AC INPUT:

AL120/45 40-48v ● AL120/55 50-55v ● AL120/65 60-65v ● OUTPUT CURRENT 2 5A ● RIPPLE @ 1A 100mV ● 2A 150mV

USE YOUR SPM 120 WITH ANY OF THESE!

AL60. 25w (RMS) AMPLIFIER **£4.55 + 12½% V.A.T.** 25p P.&P.
AL80. 35w (RMS) AMPLIFIER **£7.15 + 8% V.A.T.** 25p P.&P.
AL250. 125w (RMS) AMPLIFIER **£17.25 + 8% V.A.T.** 40p P.&P.
PA200. Pre-amplifier for use with all the above modules **£16.30 + 12½% V.A.T.** 40p P.&P.



DEPT. WW8, P.O. Box 6, Ware, Herts
COMPONENTS SHOP, 18 BALDOCK STREET, WARE, HERTS.

Marshall's

Come and get a great deal

Call in and see us 9-5.30 Mon-Fri 9-5.00 Sat
 Express Mail Order Tel. orders on credit cards £10 min.
 Trade and export enquiries welcome

A. Marshall (London) Ltd., Dept: WW Head Office mail order: Kingsgate House, Kingsgate Place, NW6 4TA. Tel. 01-624 0805 **Retail Sales**
London: 40-42 Cricklewood Bdw., NW2 3ET. Tel. 01-452 0161/2. Telex 21492 **London:** 325 Edgware Rd., W2. Tel. 01-723 4242.
Glasgow: 85 West Regent St., G2 2QD. Tel. 041-332 4133. **Bristol:** 1 Straits Pde., Fishponds Rd., BS16 2 LX. Tel. 0272 654201.

POPULAR SEMICONDUCTORS. (A very small selection from our vast stocks, please enquire about devices not listed.)

2N697 0.31	2N3402 0.45	2N4036 0.72	2N5190 0.85	ACY17 1.00	BC117B 0.17
2N698 0.49	2N3414 0.18	2N4058 0.62	2N5210 0.38	ACY22 0.85	BC117C 0.15
2N700 0.28	2N3415 0.18	2N4059 0.17	2N5220 0.15	ACY30 0.60	BC123C 0.17
2N914 0.38	2N3416 0.21	2N4060 0.22	2N5225 0.16	AD190 1.00	BC1177 0.22
2N929 0.37	2N3417 0.25	2N4061 0.19	2N5232 0.22	AD161 1.00	BC1188B 0.35
2N930 0.37	2N3439 0.85	2N4062 0.20	2N5245 0.37	AD162 1.00	BC1198B 0.25
2N1131 0.32	2N3441 0.92	2N4121 0.27	2N5248 0.14	AF106 0.60	BC1182A 0.12
2N1303 0.80	2N3442 1.45	2N4122 0.27	2N5293 0.44	AF109 0.82	BC1182L 0.15
2N1305 0.80	2N3565 0.25	2N4123 0.19	2N5294 0.44	AF114 0.70	BC1183A 0.12
2N1501 0.35	2N3566 0.25	2N4124 0.19	2N5401 0.44	AF115 0.70	BC1183A 0.15
2N1613 0.30	2N3567 0.25	2N4125 0.19	2N5416 1.65	AF118 0.70	BC1184 0.12
2N1637 0.72	2N3638 0.17	2N4126 0.19	2N5447 0.16	AF124 0.70	BC1184 0.15
2N1890 0.30	2N3639 0.38	2N4235 1.35	2N5448 0.16	AF139 0.75	BC205 0.17
2N1893 0.30	2N3644 0.40	2N4236 1.65	2N5449 0.20	AF200 1.30	BC212A 0.15
2N1991 1.10	2N3662 0.25	2N4237 1.65	2N5457 0.35	AF201 1.30	BC212LA 0.13
2N2193 0.50	2N3663 0.29	2N4240 1.70	2N5458 0.35	AF239 0.70	BC2138B 0.15
2N2194 0.42	2N3702 0.14	2N4250 0.26	2N5555 0.65	AF240 1.25	BC2131A 0.17
2N2217 0.55	2N3703 0.14	2N4266 0.32	2N6109 0.55	AF279 0.88	BC214 0.17
2N2218 0.35	2N3704 0.14	2N4284 0.38	2N6122 0.44	AF280 0.95	BC214L 0.18
2N2219 0.38	2N3705 0.14	2N4296 0.32	2N6123 0.48	AS228 1.30	BC237B 0.15
2N2221 0.25	2N3706 0.14	2N4287 0.22	2N6124 0.45	AS255 0.70	BC2388B 0.13
2N2222 0.25	2N3707 0.14	2N4288 0.22	2N6125 0.47	BC107 0.15	BC239C 0.17
2N2270 0.49	2N3708 0.12	2N4292 0.27	2N6288 0.50	BC108 0.15	BC256A 0.29
2N2368 0.27	2N3709 0.12	2N4302 0.31	2N702 3.30	BC109 0.15	BC257A 0.18
2N2369 0.27	2N3710 0.12	2N4303 0.33	2N703 3.95	BC113 0.22	BC258B 0.24
2N2483 0.30	2N3720 0.39	2N4342 0.51	40232 0.60	BC114 0.22	BC259B 0.19
2N2613 0.90	2N3712 1.39	2N4401 0.20	40311 0.55	BC115 0.22	BC261A 0.25
2N2646 0.80	2N3714 1.55	2N4402 0.20	40316 0.95	BC116 0.21	BC262B 0.26
2N2848 1.10	2N3716 1.70	2N4403 0.20	40363 1.45	BC118 0.22	BC263B 0.28
2N2904 0.31	2N3794 0.21	2N4822 0.83	40389 0.70	BC135 0.22	BC264B 0.65
2N2905 0.31	2N3819 0.36	2N4870 0.58	40408 0.82	BC136 0.21	BC268 0.16
2N2906 0.25	2N3820 0.39	2N4871 0.51	40440 0.70	BC137 0.22	BC308B 0.16
2N2907 0.25	2N3821 0.95	2N4898 1.55	40512 1.70	BC138 0.44	BC309C 0.16
2N2923 0.17	2N3827 0.27	2N4901 1.65	40594 0.87	BC140 0.30	BC327 0.22
2N2924 0.17	2N3854A 0.30	2N4902 2.20	40595 0.98	BC141 0.32	BC328 0.20
2N2925 0.19	2N3855 0.30	2N4903 2.75	40573 0.80	BC142 0.32	BC337 0.20
2N3011 0.37	2N3856A 0.18	2N4904 1.85	AC126 0.48	BC147 0.13	BC347 0.17
2N3020 0.75	2N3858A 0.20	2N4905 2.40	AC127 0.48	BC148 0.15	BC415 0.16
2N3053 0.25	2N3859A 0.22	2N4970 0.83	AC128 0.48	BC149 0.15	BC416 0.17
2N3054 0.72	2N3860 0.18	2N5086 0.30	AC151 0.43	BC153 0.30	BC547A 0.13
2N3055 0.75	2N3866 1.98	2N5087 0.30	AC152 0.54	BC154 0.30	BC547B 0.13
2N3108 0.75	2N3901 0.30	2N5088 0.30	AC153 0.59	BC157A 0.15	BC548 0.13
2N3133 0.50	2N3904 0.18	2N5089 0.30	AC153K 0.59	BC158B 0.15	BC549B 0.14
2N3242 0.68	2N3905 0.18	2N5129 0.62	AC176 0.54	BC159H 0.17	BC558 0.13
2N3250 0.35	2N3906 0.18	2N5130 0.22	AC176K 0.90	BC160 0.33	BC559 0.15
2N3301 0.45	2N3962 0.95	2N5131 0.22	AC187 0.50	BC167B 0.13	BC55A 2.40
2N3302 0.39	2N4031 0.55	2N5137 0.22	AC187K 0.65	BC168B 0.13	BC556 0.27
2N3392 0.17	2N4032 0.66	2N5143 0.22	AC188 0.60	BC169B 0.13	BC570 0.21
2N3394 0.17	2N4033 0.65	2N5160 0.58	AC188K 0.65	BC170B 0.19	BC571 0.28
2N3397 0.19				BCY72 0.18	

ALL PRICES NOW INCLUDE VAT CORRECT AT 6.6.78

Our range covers over 8,000 items. The largest selection in Britain. Top 200 ICs, TTL, CMOS & LINEARS

MICROPROCESSOR SUPPORT CHIPS

RAM	ROM	TRISTATE BUFFER	8080 SUPPORT
2102 2 £3.63	1702AQ £8.10	DM81L596 £1.36	8224 £4.58
2102 2 £1.94	5204Q £11.00	DM81L596 £1.36	8228 £5.85
2111 2 £3.63	27080 £13.00	DM81L597 £1.36	8212 £3.10
2112 2 £3.63	2716 £40.00	DM81L598 £1.36	8216 £2.60
2107 £8.47			8226 £2.60
2116 £36.55			8253 £11.38
			8254 £4.50
			8255 £6.27
			8250 £8.99
			8251 £8.18

VAT INCLUSIVE PRICES

8154 RAM 1 Chip £8.83

MICRO CHIPS

SC MPT £12.96	MM5303 £6.85
SC MP11 £10.80	MM5307 £13.69
6800P £16.99	AM8678 £15.40
8080A £7.42	AY3251.3 £8.75
57109 £12.75	AY3251.3 £8.75
57180 £10.25	
57161 £10.25	

AY31013 TMS6011 IC £5.35

★ MAIL ORDER ★
 Express service on all orders - please add 40p for p&p to all orders. Telephone orders on credit cards £10.00 minimum.

DIL SKTS
 Low profile IC skts
 8 pin 15p 22 pin 30p
 14 pin 18p 24 pin 35p
 18 pin 27p 40 pin 55p

FULL RANGE OF
 Capacitors Diodes
 Resistors Cables
 Plugs, skts Crises
 Coils In our own catalogue*

CONVERT TV SET TO TELETYPE

The new CRT control chip from Thomson LSF SF96364 converts your TV set into an electronic teletype - 16 lines x 64 char/line - requires RAM character generator and little else for a basic teletype. Available as chip or full display card. Full cursor control 5 volts TTL compatible line grab. Full card includes video out from encoded keypad in.

NEW CHIP £17.20 FULL CARD £151

TRIACS plastic pack 400v TO220
 4 amp 72p 14 amp 93p
 6 amp 77p 20 amp £1.87
 8 amp 82p 25 amp £2.20
 12 amp 93p

THYRISTORS plastic pack
 4 amps 8 amps 12 amps
 100v 38 100v 47 100v 61
 200v 44 200v 54 200v 70
 400v 54 400v 68 400v 90
 Branded Texas quality product

LEDS + OPTO

Displays 7 seg Com anode or cath Small 5mm Large 5mm

Red	.18	.19	.19
8mm HT £1.50			
10mm HT £1.55			
14mm HT £1.57			
18mm HT £1.85			
Extra Bright	.40	.40	.40
1 red LD271 IR receiver			£0.55
Opto coupler			£1.45
BCY71			£1.55

Full range + data in our 78 p catalogue

NEW 1978 CATALOGUE
 40 page catalogue new enlarged micro set font - largest range of quality components from franchised suppliers available in UK All VAT inclusive prices. Over 8 000 line items plus lots more. 45p post paid or 35p to callers at any of our four branches.

LANGREX SUPPLIES LTD

Climax House, Fallsbrook Rd., Streatham, London SW16 6ED

RST Tel: 01-677 2424 Telex: 946708 RST


SEMICONDUCTORS

AA110	0.20	ASZ15	1.25	BC177	0.19	BD138	0.36*	BF336	0.50*	G13M	0.75	OA207	0.65	OC205	1.75	ZTX504	0.20*	2N1671	1.50	2N3773	2.65
AA130	0.13	ASZ16	1.25	BC178	0.18	BD137	0.37*	BF337	0.53*	G4M078A	1.50	OC16	1.25	OC206	1.75	ZTX531	0.20*	2N1893	0.33	2N3819	0.36*
AA130	0.13	ASZ17	1.25	BC179	0.20	BD136	0.40*	BF338	0.55*	KS100A	0.30*	OC20	2.00	OC207	1.25	ZTX550	0.16*	2N2147	1.40	2N3820	0.46*
AA130	0.13	ASZ20	0.75	BC182	0.11*	BD140	0.47*	BFS21	2.27	MJE340	0.58	OC22	2.50	OC21	1.25	IN814	0.07	2N2148	1.65	2N3823	0.60*
AA130	0.13	ASZ21	1.50	BC183	0.12*	BD141	2.00	BFS28	1.38	MJE370	0.63	OC23	2.75	OC22	2.50	IN816	0.07	2N2218	0.33	2N4288	0.25*
AA130	0.13	ASZ22	1.50	BC184	0.12*	BD142	2.00	BFS29	1.38	MJE371	0.81	OC24	2.50	OC23	2.75	IN817	0.07	2N2219	0.42	2N4304	0.21*
AA130	0.13	ASZ23	1.50	BC185	0.12*	BD143	2.00	BFS30	1.38	MJE372	0.81	OC25	2.50	OC24	2.50	IN818	0.07	2N2220	0.35	2N4305	0.22*
AA130	0.13	ASZ24	1.50	BC186	0.12*	BD144	2.00	BFS31	1.38	MJE373	0.81	OC26	2.50	OC25	2.50	IN819	0.07	2N2221	0.32	2N4306	0.22*
AA130	0.13	ASZ25	1.50	BC187	0.12*	BD145	2.00	BFS32	1.38	MJE374	0.81	OC27	2.50	OC26	2.50	IN820	0.07	2N2222	0.35	2N4307	0.22*
AA130	0.13	ASZ26	1.50	BC188	0.12*	BD146	2.00	BFS33	1.38	MJE375	0.81	OC28	2.00	OC27	2.50	IN821	0.07	2N2223	0.25	2N4308	0.20*
AA130	0.13	ASZ27	1.50	BC189	0.12*	BD147	2.00	BFS34	1.38	MJE376	0.81	OC29	2.00	OC28	2.00	IN822	0.07	2N2224	0.25	2N4309	0.15*
AA130	0.13	ASZ28	1.50	BC190	0.12*	BD148	2.00	BFS35	1.38	MJE377	0.81	OC30	2.00	OC29	2.00	IN823	0.07	2N2225	0.25	2N4310	0.15*
AA130	0.13	ASZ29	1.50	BC191	0.12*	BD149	2.00	BFS36	1.38	MJE378	0.81	OC31	2.00	OC30	2.00	IN824	0.07	2N2226	0.25	2N4311	0.15*
AA130	0.13	ASZ30	1.50	BC192	0.12*	BD150	2.00	BFS37	1.38	MJE379	0.81	OC32	2.00	OC31	2.00	IN825	0.07	2N2227	0.25	2N4312	0.15*
AA130	0.13	ASZ31	1.50	BC193	0.12*	BD151	2.00	BFS38	1.38	MJE380	0.81	OC33	2.00	OC32	2.00	IN826	0.07	2N2228	0.25	2N4313	0.15*
AA130	0.13	ASZ32	1.50	BC194	0.12*	BD152	2.00	BFS39	1.38	MJE381	0.81	OC34	2.00	OC33	2.00	IN827	0.07	2N2229	0.25	2N4314	0.15*
AA130	0.13	ASZ33	1.50	BC195	0.12*	BD153	2.00	BFS40	1.38	MJE382	0.81	OC35	2.00	OC34	2.00	IN828	0.07	2N2230	0.25	2N4315	0.15*
AA130	0.13	ASZ34	1.50	BC196	0.12*	BD154	2.00	BFS41	1.38	MJE383	0.81	OC36	2.00	OC35	2.00	IN829	0.07	2N2231	0.25	2N4316	0.15*
AA130	0.13	ASZ35	1.50	BC197	0.12*	BD155	2.00	BFS42	1.38	MJE384	0.81	OC37	2.00	OC36	2.00	IN830	0.07	2N2232	0.25	2N4317	0.15*
AA130	0.13	ASZ36	1.50	BC198	0.12*	BD156	2.00	BFS43	1.38	MJE385	0.81	OC38	2.00	OC37	2.00	IN831	0.07	2N2233	0.25	2N4318	0.15*
AA130	0.13	ASZ37	1.50	BC199	0.12*	BD157	2.00	BFS44	1.38	MJE386	0.81	OC39	2.00	OC38	2.00	IN832	0.07	2N2234	0.25	2N4319	0.15*
AA130	0.13	ASZ38	1.50	BC200	0.12*	BD158	2.00	BFS45	1.38	MJE387	0.81	OC40	2.00	OC39	2.00	IN833	0.07	2N2235	0.25	2N4320	0.15*
AA130	0.13	ASZ39	1.50	BC201	0.12*	BD159	2.00	BFS46	1.38	MJE388	0.81	OC41	2.00	OC40	2.00	IN834	0.07	2N2236	0.25	2N4321	0.15*
AA130	0.13	ASZ40	1.50	BC202	0.12*	BD160	2.00	BFS47	1.38	MJE389	0.81	OC42	2.00	OC41	2.00	IN835	0.07	2N2237	0.25	2N4322	0.15*
AA130	0.13	ASZ41	1.50	BC203	0.12*	BD161	2.00	BFS48	1.38	MJE390	0.81	OC43	2.00	OC42	2.00	IN836	0.07	2N2238	0.25	2N4323	0.15*
AA130	0.13	ASZ42	1.50	BC204	0.12*	BD162	2.00	BFS49	1.38	MJE391	0.81	OC44	2.00	OC43	2.00	IN837	0.07	2N2239	0.25	2N4324	0.15*
AA130	0.13	ASZ43	1.50	BC205	0.12*	BD163	2.00	BFS50	1.38	MJE392	0.81	OC45	2.00	OC44	2.00	IN838	0.07	2N2240	0.25	2N4325	0.15*
AA130	0.13	ASZ44	1.50	BC206	0.12*	BD164	2.00	BFS51	1.38	MJE393	0.81	OC46	2.00	OC45	2.00	IN839	0.07	2N2241	0.25	2N4326	0.15*
AA130	0.13	ASZ45	1.50	BC207	0.12*	BD165	2.00	BFS52	1.38	MJE394	0.81	OC47	2.00	OC46	2.00	IN840	0.07	2N2242	0.25	2N4327	0.15*
AA130	0.13	ASZ46	1.50	BC208	0.12*	BD166	2.00	BFS53	1.38	MJE395	0.81	OC48	2.00	OC47	2.00	IN841	0.07	2N2243	0.25	2N4328	0.15*
AA130	0.13	ASZ47	1.50	BC209	0.12*	BD167	2.00	BFS54	1.38	MJE396	0.81	OC49	2.00	OC48	2.00	IN842	0.07	2N2244	0.25	2N4329	0.15*
AA130	0.13	ASZ48	1.50	BC210	0.12*	BD168	2.00	BFS55	1.38	MJE397	0.81	OC50	2.00	OC49	2.00	IN843	0.07	2N2245	0.25	2N4330	0.15*
AA130	0.13	ASZ49	1.50	BC211	0.12*	BD169	2.00	BFS56	1.38	MJE398	0.81	OC51	2.00	OC50	2.00	IN844	0.07	2N2246	0.25	2N4331	0.15*
AA130	0.13	ASZ50	1.50	BC212	0.12*	BD170	2.00	BFS57	1.38	MJE399	0.81	OC52	2.00	OC51	2.00	IN845	0.07	2N2247	0.25	2N4332	0.15*
AA130	0.13	ASZ51	1.50	BC213	0.12*	BD171	2.00	BFS58	1.38	MJE400	0.81	OC53	2.00	OC52	2.00	IN846	0.07	2N2248	0.25	2N4333	0.15*
AA130	0.13	ASZ52	1.50	BC214	0.12*	BD172	2.00	BFS59	1.38	MJE401	0.81	OC54	2.00	OC53	2.00	IN847	0.07	2N2249	0.25	2N4334	0.15*
AA130	0.13	ASZ53	1.50	BC215	0.12*	BD173	2.00	BFS60	1.38	MJE402	0.81	OC55	2.00	OC54	2.00	IN848	0.07	2N2250	0.25	2N4335	0.15*
AA130	0.13	ASZ54	1.50	BC216	0.12*	BD174	2.00	BFS61	1.38	MJE403	0.81	OC56	2.00	OC55	2.00	IN849	0.07	2N2251	0.25	2N4336	0.15*
AA130	0.13	ASZ55	1.50	BC217	0.12*	BD175	2.00	BFS62	1.38	MJE404	0.81	OC57	2.00	OC56	2.00	IN850	0.07	2N2252	0.25	2N4337	0.15*
AA130	0.13	ASZ56	1.50	BC218	0.12*	BD176	2.00	BFS63	1.38	MJE405	0.81	OC58	2.00	OC57	2.00	IN851	0.07	2N2253	0.25	2N4338	0.15*
AA130	0.13	ASZ57	1.50	BC219	0.12*	BD177	2.00	BFS64	1.38	MJE406	0.81	OC59	2.00	OC58	2.00	IN852	0.07	2N2254	0.25	2N4339	0.15*
AA130	0.13	ASZ58	1.50	BC220	0.12*	BD178	2.00	BFS65	1.38	MJE407	0.81	OC60	2.00	OC59	2.00	IN853	0.07	2N2255	0.25	2N4340	0.15*
AA130	0.13	ASZ59	1.50	BC221	0.12*	BD179	2.00	BFS66	1.38	MJE408	0.81	OC61	2.00	OC60	2.00	IN854	0.07	2N2256	0.25	2N4341	0.15*
AA130	0.13	ASZ60	1.50	BC222	0.12*	BD180	2.00	BFS67	1.38	MJE409	0.81	OC62	2.00	OC61	2.00	IN855	0.07	2N2257	0.25	2N4342	0.15*
AA130	0.13	ASZ61	1.50	BC223	0.12*	BD181	2.00	BFS68	1.38	MJE410	0.81	OC63	2.00	OC62	2.00	IN856	0.07	2N2258	0.25	2N4343	0.15*
AA130	0.13	ASZ62	1.50	BC224	0.12*	BD182	2.00	BFS69	1.38	MJE411	0.81	OC64	2.00	OC63	2.00	IN857	0.07	2N2259	0.25	2N4344	0.15*
AA130	0.13	ASZ63	1.50	BC225	0.12*	BD183	2.00	BFS70	1.38	MJE412	0.81	OC65	2.00	OC64	2.00	IN858	0.07	2N2260	0.25	2N4345	0.15*
AA130	0.13	ASZ64	1.50	BC226	0.12*	BD184	2.00	BFS71	1.38	MJE413	0.81	OC66	2.00	OC65	2.00	IN859	0.07	2N2261	0.25	2N4346	0.15*
AA130	0.13	ASZ65	1.50	BC227	0.12*	BD185	2.00	BFS72	1.38	MJE414	0.81	OC67	2.00	OC66	2.00	IN860	0.07	2N2262	0.25	2N4347	0.15*
AA130	0.13	ASZ66	1.50	BC228	0.12*	BD186	2.00	BFS73	1.38	MJE415	0.81	OC68	2.00	OC67	2.00	IN861	0.07	2N2263	0.25	2N4348	0.15*
AA130	0.13	ASZ67	1.50	BC229	0.12*	BD187	2.00	BFS74	1.38	MJE416	0.81	OC69	2.00	OC68	2.00	IN862	0.07	2N2264	0.25	2N4349	0.15*
AA130	0.13	ASZ68	1.50	BC230	0.12*	BD188	2.00	BFS75	1.38	MJE417	0.81	OC70	2.00	OC69	2.00	IN863	0.07	2N2265	0.25	2N4350	0.15*
AA130	0.13	ASZ69	1.50	BC231	0.12*	BD189	2.00	BFS76	1.38	MJE418	0.81	OC71	2.00	OC70	2.00	IN864	0.07	2N2266	0.25	2N4351	0.15*
AA130	0.13	ASZ70	1.50	BC232	0.12*	BD190	2.00	BFS77	1.38	MJE419	0.81	OC72	2.00	OC71	2.00	IN865	0.07	2N2267	0.25	2N4352	0.15*
AA130	0.13	ASZ71	1.50	BC233	0.12*	BD191	2.00	BFS78	1.38	MJE420	0.81	OC73	2.00	OC72	2.00	IN866	0.07	2N2268	0.25	2N4353	0.15*
AA130	0.13	ASZ72	1.50	BC234	0.12*	BD192	2.00	BFS79	1.38	MJE421	0.81	OC74	2.00	OC73	2.00	IN867	0.07	2N2269	0.25	2N4354	0.15*
AA130	0.13	ASZ73	1.50	BC235	0.12*	BD193	2.00	BFS80	1.38	MJE422	0.81	OC75	2.00	OC74	2.00	IN868	0.07	2N2270	0.25	2N4355	0.15*
AA130	0.13	ASZ74	1.50	BC236	0.12*	BD194	2.00	BFS81	1.38	MJE423	0.81	OC76	2.00	OC75	2.00	IN869	0.07	2N2271	0.25	2N4356	0.15*
AA130	0.13	ASZ75	1.50	BC237	0.12*	BD195	2.00	BFS82	1.38	MJE424	0.81	OC77	2.00	OC76	2.00	IN870	0.07	2N2272	0.25	2N4357	0.15*
AA130	0.13	ASZ76																			

Z & I AERO SERVICES LTD.

Head Office: 44A WESTBOURNE GROVE, LONDON W2 5SF
Tel.: 727 5641 Telex: 261306

RETAIL SHOP
85 TOTTENHAM COURT ROAD, W.1
Tel 580-8403



R.C. OSCILLATOR G3-36A

Made in USSR
Portable transistorized R.C. oscillator providing sinewave and 50/50 squarewave. Four separate output sockets give attenuation ratio of 1, 10, 100 and 1000. Output 0-5 volts R.M.S. Frequency range 20Hz-200KHz in four bands. Output impedance: 600Ω for sinewave and 4000Ω for squarewave. Harmonic distortion 1-2%. Power supplies 200-240V AC.
Price £37.00
Packing and delivery £2.00
(VAT 8% to be added to the above figure)

TAUT SUSPENSION MULTIMETERS

Made in USSR



TYPE	U4313	U4315
Sensitivity D.C.	20,000 o.p.v.	20,000 o.p.v.
Sensitivity A.C.	2,000 o.p.v.	2,000 o.p.v.
D.C. Current	60μA-1.5A	50μA-2.5A
A.C. Current	0.6mA-1.5A	0.5mA-2.5A
D.C. Volts	75mV-600V	75mV-1000V
A.C. Volts	15V-600V	1V-1000V
Resistance	1K-1M	300Ω-500kΩ
Capacity	0.5μF	0.5μF
Accuracy	1.5% D.C. 2.5% A.C.	2.5% D.C. 4% A.C.

Price complete with pressed steel carrying case and test leads. Packing and postage

£17.50 £15.85
£1.50 £1.50
Plus VAT at 8%

0A2	0.55	6J56T	0.80
0A3	0.75	6J6	0.55
0B2	0.60	6L66T	0.85
0C3	0.75	6SL76T	0.70
1B36T	0.65	6SN76T	0.70
1R5	0.50	12AL5	0.65
1X2B	1.20	12AQ5	0.55
5R46Y	1.10	12AT6	0.60
5U46	0.60	12AT7	0.50
5U46B	0.95	12AU6	0.65
5V46	0.60	12AU7	0.47
5Y36T	0.65	12AV6	0.85
5Z46T	0.65	12AV7	1.00
6A8A	0.55	12AX7	0.55
6AJ5	0.65	12AY7	0.85
6AK5	0.55	12BA6	0.65
6AL5	0.40	12BE6	0.80
6AM6	0.70	12BN7	0.75
6AQ5A	0.85	12CX4	0.50
6AS5	0.75	19AQ5	0.75
6AS6	1.00	35A3	0.70
6AT6	0.75	35B5	0.65
6AV6	0.75	35C5	0.70
6AW8A	0.75	35W4	0.70
6AU6	0.50	50C5	1.00
6AV6	0.75	50C5	1.00
6B8A	0.45	50C5	1.00
6B8B	0.45	50C5	1.00
6B8C	0.45	50C5	1.00
6B8D	0.45	50C5	1.00
6B8E	0.45	50C5	1.00
6B8F	0.45	50C5	1.00
6B8G	0.45	50C5	1.00
6B8H	0.45	50C5	1.00
6B8I	0.45	50C5	1.00
6B8J	0.45	50C5	1.00
6B8K	0.45	50C5	1.00
6B8L	0.45	50C5	1.00
6B8M	0.45	50C5	1.00
6B8N	0.45	50C5	1.00
6B8O	0.45	50C5	1.00
6B8P	0.45	50C5	1.00
6B8Q	0.45	50C5	1.00
6B8R	0.45	50C5	1.00
6B8S	0.45	50C5	1.00
6B8T	0.45	50C5	1.00
6B8U	0.45	50C5	1.00
6B8V	0.45	50C5	1.00
6B8W	0.45	50C5	1.00
6B8X	0.45	50C5	1.00
6B8Y	0.45	50C5	1.00
6B8Z	0.45	50C5	1.00
6C4	0.55	6CE6	0.75
6CB6	0.55	6CE6	0.75
6CD6	2.20	6C88	0.75
6EK5	0.90	6C91	2.80
6K6	0.90	6CC84	0.60
6J4	1.20	6CC85	0.48

FULLY GUARANTEED



VALVES

ECC88	0.75	EF41	0.75
ECC89	0.80	EF80	0.40
ECC189	0.80	EF85	0.48
ECF80	0.60	EF86	0.60
ECF82	0.55	EF97	0.70
ECF86	0.80	EF98	0.90
ECF200	0.90	EF183	0.70
ECF201	0.90	EF184	0.70
ECF801	0.95	EFL200	1.20
ECF802	0.95	EL36	0.95
ECH42	1.10	EL41	0.80
ECH81	0.55	EL81	0.65
ECH83	0.60	EL82	0.60
ECH84	0.55	EL83	0.60
ECH200	0.80	EL84	0.45
ECL80	0.60	EL84	0.75
ECL81	0.75	EL95	0.70
ECL82	0.60	EL504	0.80
ECL83	1.15	EM80	0.65
ECL84	0.75	EM81	0.60
ECL85	0.65	EM83	0.50
ECL86	0.85	EM84	0.60

All prices are exclusive of VAT (12½%)

EY51	0.60	PL508	1.30
EY81	0.50	PL509	1.75
EY87	0.50	PL802	2.80
EY88	0.55	PY31	0.50
EY500A	1.50	PY33	0.63
EZ80	0.50	PY80	0.60
EZ81	0.50	PY81	0.70
KT66	4.50	PY82	0.55
KT88	5.80	PY83	0.70
PC86	0.85	PY88	0.75
PC88	0.85	PY500A	1.30
PC92	0.85	TT21	7.80
PC96	0.50	TT22	7.80
PC97	0.95	UAB80	0.58
PC900	1.00	UAF41	0.80
PCC84	0.50	UAF42	0.70
PCC85	0.60	UAF41	0.70
PCC89	0.75	U8C81	0.60
PCC189	1.00	U8F80	0.60
PCF80	0.65	U8F89	0.60
PCF82	0.45	UCC84	0.75
PCF84	0.65	UCC85	0.55
PCF86	0.75	UCF80	0.75
PCF201	1.10	UCH81	0.65
PCL81	0.65	UCL81	0.70
PCL82	0.80	UCL82	0.75
PCL84	0.75	UCL83	0.80
PCL86	0.85	UF41	1.00
PCL805	0.75	UF80	0.50
PS10	3.35	UF85	0.50
PL36	1.10	UF89	0.55
PL38	0.65	UL41	0.80
PL81	0.80	UL84	0.85
PL82	0.55	UM80	0.60
PL83	0.50	UM84	0.45
PL84	0.75	UY42	0.60
PL95	0.70	UY82	0.60
PL504	1.05	UY85	0.60

When ordering by post please add (unless otherwise indicated) 30p in £ for packing and postage, plus appropriate rate of VAT

Minimum order charge for approved credit customers is £20.00. Any order below £20.00 (before VAT) should be accompanied by remittance

Minimum transaction charge for cash order, regardless of the value of goods is £1.00.

Our new 1978 Catalogue is now ready. Please send P.O. or stamps for 30p for your copy



THE NEWBEAR COMPUTING STORE



PETITEVID VDU KIT E85

- ★ 110 to 1200 band V24
 - ★ 64ch x 16 line, scrolling
 - ★ All on 8 x 4" pcb
- Needs TV set, UHF modulator and ASCII keyboard

BOOKS

Computer designs, 77-68 a 6800 Microcomputer	£7.50	50
Spare diagram set for 77-68	£1.50	50
WB-1 a TTL Microcomputer	£6.50	50
Spare diagram set for WB-1	£1.00	50
Zilog, Z-80 Technical Manual	£4.00	50
Z-80 PIO Manual	£2.50	50
Z-80 Programming Manual	£4.00	75
Z-80 Programming Manual	£2.75	30
Motorola, Understanding Microprocessors	£4.50	50
M6800 Microprocessor Programming Manual	£9.50	100
M6800 Applications Manual	£9.50	100
M.O.S. Technology, KIM 1 User Manual	£5.00	75
6500 Programming Manual	£5.00	75
6500 Hardware Manual	£5.00	75
Adam Osborne, Introduction to Microcomputers	£5.95	50
Vol 0 Beginners Book	£5.95	50
Vol 1 Basic Concepts	£5.95	50
Vol 2 Some Real Products	£11.95	100
8080 Programming for Logic Design	£5.95	50
6800 Programming for Logic Design	£5.95	50
Some Common Basic Programs	£9.95	100
Payroll with Cost Accounting in Basic	£8.00	50
Sybox, Microprocessors	£8.00	50
Microprocessor Interfacing Techniques, C207	£7.95	50
Scalbi, '8080' Software Gourmet Guide Cookbook	£7.95	50
6800 Software Gourmet Guide Cookbook	£7.95	50
The Scribble Byte Primer	£7.00	75
What to Do After you Hit Return	£4.95	50
PCC Reference Book on Home Computers	£4.95	75
Instant Basic	£1.85	30
My Computer Likes Me	£1.75	30
Games with a Pocket Calculator	£2.45	30
Games, Tricks & Puzzles for a Hand Calculator	£6.95	75
Best of Creative Computing Vol. 1	£6.95	75
Best of Creative Computing Vol. 2	£3.99	50
Hobby Computers are here	£8.95	75
Best of Byte	£5.50	75
101 Basic Computer Games	£5.50	75

Hardware Components Section

MEMORIES

2102-1	£1.25	4027 (250ns)	£4.50
2102-2	£1.30	2114 (450ns)	£10.90
2112	£3.04	4116 (250ns)	£19.00
2513	£8.50	2708 (450ns)	£10.50

SPECIAL MOTOROLA MICROCOMPUTING ICs

MC6800P	£9.26	SWATBUG	£16.00
MC6820P	£4.83	MC6830L7	£11.33
MC6850P	£8.00	MC6802P	£2.88
MC6810AP	£3.61	MC14536P	£3.99
		MC3459	£2.00

ZILOG MICROPROCESSORS

Z-80 CPU 2.5MHz	£15.50	Z-80A CPU	£20.50
Z-80 PIO PS	£10.00	Z-80A PIO	£11.55
Z-80 CTC PS	£10.00	Z-80A CTC	£11.55

MICROPROCESSORS

SC/MP Mk II	£10.30	6502	£14.93	2650	£17.50
-------------	--------	------	--------	------	--------

INTERFACING ICs

SFF96364	£16.20	VDU		
MC1488P	£1.40	81LS95	£1.30	
MC1489P	£1.40	81LS96	£1.30	
75150P	£1.30	For V24	81LS97	£1.30
75150N	£1.20	RS232C	81LS98	£1.30
75154	£2.50		81Z5	£1.84
4N33	£1.95		8T95	£1.60
AY-5-1013	£5.40		8T97	£1.60
6402	£4.50		74367	£1.30

LOW POWER SCHOTTKY TTL PRICE LIST

74LS00	.18	74LS30	.28	74LS109	.38
74LS01	.21	74LS32	.24	74LS112	.38
74LS02	.21	74LS33	.40	74LS113	.38
74LS03	.21	74LS37	.30	74LS114	.38
74LS04	.26	74LS38	.30	74LS125	.50
74LS05	.26	74LS40	.27	74LS126	.50
74LS08	.21	74LS42	.88	74LS132	.85
74LS09	.21	74LS47	.96	74LS136	.38
74LS10	.21	74LS48	.96	74LS138	.65
74LS11	.26	74LS51	.21	74LS139	.65
74LS12	.21	74LS54	.21	74LS151	.96
74LS13	.55	74LS55	.21	74LS153	.58
74LS14	£1.20	74LS73	.34	74LS154	£1.45
74LS15	.21	74LS74	.38	74LS155	£1.05
74LS20	.21	74LS75	.55	74LS156	£1.05
74LS21	.26	74LS76	.34	74LS157	.80
74LS22	.21	74LS78	.34	74LS158	.65
74LS26	.31	74LS83	£1.05	74LS160	£1.22
74LS27	.21	74LS86	.38	etc	-
74LS28	.40	74LS107	.38		

NEW RANGE OF LOW COST \$100 8K RAM BOARDS, PCBs, ETC... PLEASE SEND FOR LATEST LIST.

BEAR BAGS (Kits)

1 177-68 components and edge connectors	£49.50
2 177-68 Led's and switches	£14.95
3 77-68 Power Supply	£17.95
4 77-68 19" 5a Rack and Backplane	£27.70
5 77-68 4K Ram P.C.B. and components	£75.00
6 77-68 Mon 1 P.C.B. and components	£50.70
7 4K Ram Exerciser P.C.B. and components	£71.50
8 BK Ram Exerciser P.C.B. and components	£160.00
9 Petitevid V.D.U. Kit	£85.00
10 Kansas City Cassette Interface	£18.95
11 U.H.F. modulator	£4.50

Available direct from us or from your local Bear Bag Stockist (dealer enquiries welcome)

77-68 Corner

(The 6800 Microprocessor that works!)	
77-68 Manual (PP50p)	£7.50
Veroboard 8 x 8	£4.10

PRINTED CIRCUIT BOARDS

CPU	£10.00
4K RAM	£10.00
Soft Monitor	£10.00
V.D.U. Keyboard interface	£10.00
ROM Monitor	T.B.A.
Veroboard 8 x 8	£4.10
Veroboard backplane 8 x 17	£4.30
Hexadecimal Keyboards	£11.25
FND 500 7 segment display	£2.45
Decoder chip	£1.05
ASCII Keyboard (unencoded)	£27.50
Keyboard assembled and tested	£86.00
Keyboard case	£20.33

Goods are normally shipped within 24 hours, subject to availability. Barclaycard & Access. VAT at 8% for Hardware Components 30p postage and packing unless otherwise stated. Cheques to be made out to 'The Newbear Computing Store'. Send for an up-to-date catalogue to 'The Newbear Computing Store, 7 Bone Lane, Newbury O635-49223. Callers are welcome Monday to Saturday 9.00 a.m. - 5.30 p.m., but please

T.T.L. 74 I.C.s By TEXAS, NATIONAL, I.T.T., FAIRCHILD ETC.

7400 14p	7426 25p	7473 30p	74121 30p	74151 65p	74179 140p
7401 14p	7427 25p	7474 30p	74122 40p	74153 65p	74180 100p
7402 14p	7428 40p	7475 30p	74123 60p	74154 120p	74181 200p
7403 14p	7430 15p	7476 40p	74125 50p	74155 70p	74182 75p
7404 14p	7432 25p	7480 15p	74126 50p	74156 70p	74184 150p
7405 14p	7437 25p	7485 100p	74130 130p	74157 70p	74185 150p
7406 40p	7438 25p	7486 30p	74131 100p	74180 90p	74188 350p
7407 40p	7440 15p	7489 250p	74132 65p	74181 90p	74189 350p
7408 20p	7441 65p	7490 35p	74135 100p	74182 90p	74190 140p
7409 20p	7442 65p	7491 75p	74136 80p	74183 90p	74191 140p
7410 15p	7445 80p	7492 45p	74137 100p	74184 125p	74192 120p
7400 20p	7446 80p	7493 40p	74138 125p	74185 125p	74193 120p
7412 20p	7447 75p	7495 60p	74139 100p	74186 125p	74194 100p
7413 30p	7448 70p	7496 70p	74141 60p	74187 325p	74195 100p
7414 60p	7450 15p	7499 95p	74142 270p	74189 200p	74196 100p
7416 30p	7451 15p	74104 90p	74143 270p	74193 150p	74197 100p
7417 30p	7453 15p	74105 40p	74144 270p	74174 100p	74198 185p
7420 15p	7454 15p	74107 30p	74145 75p	74175 75p	74199 185p
7422 20p	7460 15p	74109 50p	74147 230p	74176 100p	
7423 25p	7470 30p	74118 90p	74148 160p	74177 100p	
7425 25p	7472 25p	74120 90p	74150 120p	74178 140p	

C.MOS	4800 14p	4030 55p	2112.4 256 x 4 BIT 450 NANO SEC. STATIC RAM £2.95 each 4/ £11.60. 8/£22.80.
4801 14p	4032 95p	UNENCODED HEXADECIMAL 19 KEY-BOARD 0-9	2513 CHARACTER GENERATOR UPPER CASE £7.00.
4802 14p	4033 120p	A B C D E F 2 OPTIO-NAL KEYS SHIFT KEY £12.50.	2513 CHARACTER GENERATOR LOWER CASE £7.00.
4806 90p	4047 100p	555 Timer 10 for £2.50.	MM5204AQ PROM 4096 BIT READ ONLY MEMORY £8.00.
4807 16p	4048 55p	741 Op amp 10 for £2.00.	B212 8 BIT IN/OUT PORT £3.00.
4809 55p	4049 40p	RCA SCR TO 3 case 100V 12.5A £2.50.	8831 TRI-STATE QUAD LINE DRIVER £2.00.
4811 14p	4054 120p	MURATA ULTRASONIC TRANSDUCERS MA40WR/S £2.50 each, £4.00 pair	8833 TRI-STATE TRANSCEIVER (TRUE) £2.00.
4812 14p	4055 140p	210AN-2L 1024 x 1 BIT 250 NANO SEC. STATIC RAM £2.60. 4/ £8.40. 8/£16.00.	8835 TRI-STATE TRANSCEIVER (INVERTING) £2.00.
4813 50p	4055 140p	2 102AN-4L 1024 x 1 BIT 450 NANO SEC. STATIC RAM £2.60. 4/ £6.00. 8/£11.60.	AY5-1013 UAR/T £6.00 LM309K/LM340K VOLTAGE REGULATOR £1.00 each
4815 90p	4056 135p		
4816 40p	4060 120p		
4817 90p	4066 55p		
4818 90p	4069 20p		
4820 100p	4071 16p		
4822 90p	4072 16p		
4823 16p	4081 16p		
4824 65p	4082 16p		
4825 16p	4510 120p		
4826 160p	4511 150p		
4827 50p	4518 110p		
4828 90p	4518 130p		
4829 110p	4528 100p		

63 KEY BOARD UNENCODED SUITABLE FOR M.P.U. PROJECTS. ETC. £30.00.

T. POWELL

(ALL PRICES INCLUSIVE OF POSTAGE AND VAT)

306 ST. PAUL'S ROAD
HIGHBURY CORNER, LONDON N.1
Telephone: 01-226 1489

Barclay/Access Credit Cards accepted

MEMORIES

21L02 (450ns)	£1.07	14116	£20.25
(1K x 1 Static RAM)		(16K x 1, Dynamic RAM)	
4027 (250ns)	£2.02	2708	£7.87
(4K x 1, 16 pin, Dynamic RAM)		(1k x 8 OVERPROM)	
2107	£3.83	81LS95 (Buffer Tris)	75p
(4K x 1, 22 pin, Dynamic RAM)		81LS96 (Buffer Tris)	75p

All VAT inclusive 35p for p&p orders under £5
Please write for discounts over 100 pieces
(Mail Order only)

LOTUS SOUND

4 MORGAN STREET, LONDON, E3 5AB

TV TUBE REBUILDING

Faircrest Engineering Ltd., manufacture a comprehensive range of equipment for processing all types of picture tubes, colour and mono. Standard or custom built units for established or new businesses. We export world-wide and have an excellent spares service backed by a strong technical team.

Full training courses are individually tailored to customers' requirements.

For full details of our service contact Rodger J. Sandiford

FAIRCREST ENGINEERING LTD.

Willis Road, Croydon
CRO2XX. Tel. 01-689 8741

WW-034 FOR FULL DETAILS

TRANSFORMERS

SCREENED - SAME-DAY DESPATCH

MAINS ISOLATING VAT 8% 12 and/or 24-VOLT

PRI 120/240V SEC 120/240V
Centre Tapped and Screened

Ref.	VA (Watts)	£	P&P	Ref.	Amps	£	P&P
07*	20	4.40	79	111	0.5	0.25	2.20 45
149	60	6.20	96	213	1.0	0.5	2.64 78
150	100	7.13	1.14	71	2	1	3.51 78
151	200	11.16	1.14	18	4	2	4.03 96
152	250	12.79	1.50	70	6	3	5.35 96
153	350	16.28	1.84	108	8	4	6.98 1.14
154	500	19.15	2.15	72	10	5	7.67 1.14
155	750	29.06	OA	116	12	6	8.99 1.32
156	1000	37.20	OA	17	16	8	10.39 1.32
157	1500	45.60	OA	115	20	10	13.18 2.08
158	2000	54.80	OA	187	30	15	17.05 2.08
159	3000	79.05	OA	226	60	30	26.82 0A

*115 or 240 sec only. State volts required.

30 VOLT RANGE

Pri 220-240V Sec. 0-12-15-20-24-30V
Voltages available 3.4.5.6.8.9.10.12.15.18.20.24.30V or 12V and 15V 0-15V

Ref.	Amps	£	P&P	Ref.	Amps	£	P&P
112	0.5	2.64	78	79	1.0	3.57	96
103	1.0	4.57	96	3	2.0	5.27	96
104	2.0	6.98	1.14	20	3.0	6.20	1.14
105	3.0	8.45	1.32	21	4.0	7.44	1.14
106	4.0	10.70	1.50	51	5.0	8.37	1.32
107	6.0	14.62	1.64	117	6.0	9.92	1.45
118	8.0	17.05	2.08	88	8.0	11.73	1.64
119	10.0	21.70	OA	89	10.0	13.33	1.84

50 VOLT RANGE

Pri 220-240V Sec. 0-20-25-33-40-50V
Voltages available 5.7.8.10.13.15.17.20.25.30.33.40 or 20V-0-20V and 25V-0-25V Screened

Ref.	Amps	£	P&P	Ref.	Amps	£	P&P
102	0.5	3.41	78	102	0.5	3.41	78
103	1.0	4.57	96	103	1.0	4.57	96
104	2.0	6.98	1.14	104	2.0	6.98	1.14
105	3.0	8.45	1.32	105	3.0	8.45	1.32
106	4.0	10.70	1.50	106	4.0	10.70	1.50
107	6.0	14.62	1.64	107	6.0	14.62	1.64
118	8.0	17.05	2.08	118	8.0	17.05	2.08
119	10.0	21.70	OA	119	10.0	21.70	OA

60 VOLT RANGE

Pri 220-240V Sec. 0-24-30-40-48-60V Voltages available 6.8.10.12.16.18.20.24.30.36.40.48.60V or 24V-0-24V and 30V-0-30V

Ref.	Amps	£	P&P	Ref.	Amps	£	P&P
124	0.5	3.88	96	124	0.5	3.88	96
126	1.0	5.58	96	126	1.0	5.58	96
127	2.0	7.60	1.14	127	2.0	7.60	1.14
125	3.0	10.54	1.32	125	3.0	10.54	1.32
123	4.0	12.23	1.84	123	4.0	12.23	1.84
40	5.0	13.95	1.64	40	5.0	13.95	1.64
120	6.0	15.66	1.84	120	6.0	15.66	1.84
121	8.0	20.15	OA	121	8.0	20.15	OA
122	10.0	24.03	OA	122	10.0	24.03	OA
189	12.0	27.13	OA	189	12.0	27.13	OA

HIGH VOLTAGE

MAINS ISOLATING
Pri 200/220 or 400/440
Sec 100/120 or 200/240

VA	Ref.	£	P&P	VA	Ref.	£	P&P
60	243	5.89	1.32	60	243	5.89	1.32
350	247	14.11	1.84	350	247	14.11	1.84
1000	250	41.76	OA	1000	250	41.76	OA
2000	252	54.25	OA	2000	252	54.25	OA

BRIDGE RECTIFIERS

200v	2A	45p
400v	2A	55p
200v	4A	65p
400v	4A	80p
400v	6A	£1.05
500v	10A*	£2.35

*P&P 15p. VAT 12½% *VAT 8%

TEST METERS

AV08 Mk 5	£77.10
AV071	£31.30
AV073	£42.50
AVOMM5 MINOR	£26.10
WEE MEGGER	£64.00
AV0 TT169 (tests transistors in circuit, no soldering)	£32.50
U4315 budget meter (42 ranges) 20kΩ V/DC 1000V AC/DC (9 ranges) 2.5A AC/DC 500KΩ resistance, in robust steel case with leads, full instructions	£15.85
EM272	£50.70
DA116 Digital	£100.00
Megger BM7 (Battery)	£42.50

Avo Cases and Accessories P&P £1.15 VAT 8%

MINI-MULTIMETER

DC1000V AC-1000V AC/DC-1000Ω/V DC-100mA Res - 150K Bargain at £5.86	
VAT 8% P&P 62p	

ABS PLASTIC BOXES

Inset brass nuts, slots to take PC cards (boards) flush fitting lid	
PB1 80mm x 62 x 40	56p
PB2 100mm x 75 x 40	63p
PB3 120mm x 100 x 45	70p
P&P 29p. VAT 8%	

SPECIAL OFFER

Avo Meter (107) Ranges DC to 1000V current to 1 amp AC 1000V 3 Res 3 amp ranges to 10M ohms 10,000 DC 1,000 AC safety cut out £40.00

AUTO TRANSFORMERS

Ref. 4VA (Watts) TAPS £ P&P

113	15	0-115-210-240V	2.48	71
64	75	0-115-210-240V	3.95	96
4	150	0-115-200-220-240V	5.35	96
66	300	"	7.75	1.14
67	500	"	10.99	1.64
84	1000	"	18.76	2.08
93	1500	"	23.28	OA
95	2000	"	34.82	OA
73	3000	"	48.00	OA

Step Up or Step Down

SCREENED MINIATURES Primary 240V

Ref.	mA	Volts	£	P&P
238	200	3-0-3	1.99	55
212	1A, 1A	0-6-0-6	2.85	78
13	100	9-0-9	2.14	38
235	330, 330	0-9-0-9	1.99	38
207	500, 500	0-8-9-0-8-9	2.59	71
208	1A, 1A	0-8-9-0-8-9	3.53	78
236	200, 200	0-15-0-15	1.99	38
239	50MA	12-0-12	1.99	38
214	300, 300	0-20-0-20	2.56	78
221	700 (DC)	20-12-0-12-20	3.41	78
206	1A, 1A	0-15-20-0-15-20	4.63	96
203	500, 500	0-15-27-0-15-27	3.99	96
204	1A, 1A	0-15-27-0-15-27	5.39	96
S112	500	0-12-15-20-24-30	2.64	78

CASED AUTO. TRANSFORMERS

240V cable input USA 115V
Flat pin outlets

Ref.	£	P&P	Ref.	£	P&P
15VA	£4.96	90	113W		
75VA	£6.03	1.14	64W		
150VA	£8.48	1.14	4W		
250VA	£9.92	1.45	65W		
500VA	£15.73	1.64	67W		
750VA	£18.55	1.76	83W		
1000VA	£22.68	2.30	84W		
1500VA	£26.02	OA	93W		
2000VA	£37.65	OA	95W		

PANEL METERS 4 inch

2 inch	£	4 inch	£
2" 0-50µA	£5.50	4" 0-50µA	£6.70
2" 0-100µA	£5.50	4" 0-100µA	£6.70
2" 0-500µA	£5.50	4" 0-500µA	£6.70
2" 0-1mA	£5.50	4" 0-1mA	£8.40
2" 50V	£5.50	4" 50V	£8.40

VU Indicator Panel 48-45 250µA FSD £2.60
VU Indicator Edge 54x14 £2.60
Carriage 65p VAT 8%

NEW RANGE TRANSFORMERS. Sec 45 36-0-36. 45 to give 36-0-36. 45-0-45V. 72V or 90V.

2A	£9.89	PP £1.38	5A	£16.74	PP £2.15
3A	£11.47	PP £1.48	6A	£20.77	PP £2.30
1A	£13.90	PP £1.84			

PLUG-IN - SAVE BATTERIES

3300. 6. 7. 5. 9v at 300mA plugs direct into 13A socket (fused)

MEA 36 3. 4. 56V at 100mA	£3.30
A122 3V. 4. 5V. 6V. 7. 5V. 9V. 12V. 500mA	£9.21
P&P 55p. VAT 8%	

ANTEX SOLDERING IRONS

15W	£3.75.	25W	£3
-----	--------	-----	----


POWERTRAN

AUDIO KITS OF DISTINCTION FROM **NEW!** TRANSCENDENT 2000 SINGLE BOARD SYNTHESIZER

As featured in *Electronics Today International* (July, August 1978)

Live performance synthesizer designed by consultant Tim Orr (formerly synthesizer designer for EMS Ltd) and featured as a constructional article in *Electronics Today International* the TRANSCENDENT 2000 is a 3 octave instrument transposable 2 octaves up or down with portamento pitch bending a VCO with shape modulation a versatile VCF with both low and high pass outputs and a separate dynamic sweep control, a noise generator and an ADSR envelope shaper. There is also a slow oscillator and a new pitch detector amongst its many features.

Kit includes fully finished metalwork solid teak cabinet and really is complete — right down to the last nut and bolt! Virtually everything is on one circuit board and construction is so simple it can be built easily in a few evenings by almost anyone capable of neat soldering! When finished you will possess a synthesizer comparable in performance and quality with ready built units selling for between £500 and £700!



INTRODUCTORY OFFER
£172!

until July 30th 1978

INTERNATIONAL POWERSLAVE 200 + 200 watt AMPLIFIER

As featured in *Electronics Today International*

400W rms continuous — 800W peak!
0.03% THD at FULL power!
PLUS all the following features too!

- * Each channel totally independent with its own stabilised power supply driven by custom designed TOROIDAL transformers!
- * Inherent reliability — monster heat sinks for cool running at the hottest venues — electronic open and short circuit protection!
- * Ultra low feedback (an incredible low 14dB overall!) super high slewing rate (20V/μs) 200W rms continuous to 4 ohm from EACH channel input sensitivity 0.775V (0dB)
- * Professional quality components sturdy 19" rack mounting chassis complete with sleeve and feet for free standing work too
- * Easy to build — plenty of working space with ready access to all components minimal wiring extensive instruction suitable for both experienced constructors and newcomers to electronics
- * Value for money — quality and performance comparable with ready-built amplifiers costing over £600!

Pack	Price
1. Fibre glass printed circuit board for power amp	£4.20
2. Set of capacitors, metal oxide resistors, thermistor, ceramic pre-sets for power amp	£6.40
3. Set of semiconductors for power and with mounting hardware, cooling tabs	£27.60
4. Pair of monster black drilled heat sinks, transistor mounting bracket	£6.90
5. Toroidal transformer, Primary 0-117V-234V, Secondaries 42-0-42V, 0-15V, 0-15V, Electrostatic screen	£19.20
6. Set of all parts for stabilised power supply including fibre glass printed circuit board, mounting bracket, semiconductors, resistors, capacitors, etc.	£20.50
7A. Set of all parts for buffer/overdrive unit including fibre glass printed circuit board, semiconductors, resistors, capacitors, controls — required for PSI 4001 only	£3.80
7B. Set of parts for peak power meter including professional quality meter, fibre glass printed circuit board, components, controls — required for PSI 4002 only	£11.50
8. Set of all miscellaneous parts including sockets, illum. mains switches, fuse holders, fuses, cut-outs, cable, etc.	£12.10
9. Cabinet, including chassis, anodised silver on black panels, fixing parts, etc. Please state whether Slave or Studio model required	£27.50
10. Handbook £0.50 or free on request when ordering any of above packs.	
2 each of packs 1-7 (A or B), 1 each B, 8, 9 and 10 are required for complete 200 + 200W professional amplifier.	
Total cost of individually purchased packs	PS1 4001 £216.80 PS1 4002 £232.20

PSI 4001 SLAVE MODEL




PSI 4002 STUDIO MODEL



SPECIAL PRICES FOR COMPLETE KITS!
PS1 4001—£205.00
PS1 4002—£220.00

DE LUXE EASY TO BUILD LINSLEY-HOOD 75W AMPLIFIER




AVAILABLE AS SEPARATE PACKS
PRICES IN OUR FREE CATALOGUE
SPECIAL PRICE FOR COMPLETE KIT £99.30

The standard model of our kit for Mr Linsley Hood's 75 watt design has for a long time offered exceptional performance at a very modest cost with high quality high power ready built units of comparable quality generally being over three times the price.

Features of the amplifier include very low distortion (less than 0.01%), 75W rms per channel power output, rumble filter, variable slope scratch filter, variable transition frequency, tone controls, tape monitoring facilities and individually adjustable inputs. This model is based on 5 circuit boards which, not having the controls mounted on them can, if desired, be effectively used separately in high performance audio systems not based on our metalwork. Our new De Luxe model uses 14 boards which interconnect with gold plated contacts and are designed to have the potentiometers and switches mounted upon them. This system almost eliminates internal wiring, making installation after their assembly delightfully straightforward and as each board can be easily removed in seconds from the chassis, checking and maintenance is so simple that even newcomers to electronics will be able to cope competently with the kit. Additional features of our new model are inclusion of the latest circuit improvements, generously sized heat sinks for heavy duty use, even in tropical climates, and metal oxide resistors throughout for long term stability and reliability.

STANDARD LINSLEY-HOOD 75W AMPLIFIER



SPECIAL PRICE FOR COMPLETE KIT £79.80

Pack	Price
1. Fibreglass printed circuit board for power amp	£1.15
2. Set of resistors, capacitors, pre-sets for power amp	£2.50
3. Set of semiconductors for power amp	£6.50
4. Pair of 2 drilled, finned heat sinks	£1.10
5. Fibreglass printed-circuit board for pre-amp	£1.90
6. Set of low noise resistors, capacitors, pre-sets for pre-amp	£4.10
7. Set of low noise, high gain semiconductors for pre-amp	£2.40
8. Set of potentiometers (including mains switch)	£3.50
9. Set of 4 push-button switches, rotary mode switch	£5.40
10. Toroidal transformer complete with magnetic screen/housing primary, 0-117-234 V; secondaries: 33-0-33 V, 25-0-25 V	£12.95

Pack	Price
11. Fibreglass printed-circuit board for power supply	£0.85
12. Set of resistors, capacitors, secondary fuses, semiconductors for power supply	£5.40
13. Set of miscellaneous parts including DIN skts., mains input skt., fuse holder, interconnecting cable, control knobs	£6.20
14. Set of metalwork parts including silk screen printed fascia panel and all brackets, fixing parts, etc.	£8.20
15. Handbook	£0.30
16. High Quality Teak Veneer cabinet 18.3" x 12.7" x 3.1"	£10.70
2 each of packs 1-7, 1 each of packs 8-16 inclusive are required for complete stereo amplifier. Total cost of individually purchased packs	£92.80

PACK PRICES FOR STANDARD KIT


ASCENSION ISLAND YUGOSLAVIA UNITED STATES OF AMERICA JORDAN GREECE INDIA GUYANA PORTUGAL FALKLAND ISLANDS UNITED ARAB EMIRATES JAMAICA HOLLAND KENYA 90

EIRE GRENADA SAUDI ARABIA NEW ZEALAND NORWAY SINGAPORE ICELAND SWEDEN MALAYA INDONESIA BRAZIL SWITZERLAND ZAMBIA GIBRALTAR CHILE SPAIN

Designed in response to demand for a tuner to complement the world-wide acclaimed Linsley-Hood 75W Amplifier, this kit provides the perfect match. The Wireless World (Skingley and Thompson) published original circuit has been developed further for inclusion into this outstanding slimline unit and features a pre-aligned front end module, excellent a m rejection and temperature compensated varicap tuning, which may be controlled either continuously or by push-button pre-selection. Frequencies are indicated by a frequency meter and sliding LED indicators, attached to each channel selector pre-set. The PLL stereo decoder incorporates active filters for 'birdy' suppression and power is supplied via a toroidal transformer and integrated regulator. For long term stability metal oxide resistors are used throughout.

AVAILABLE AS SEPARATE PACKS — PRICES IN OUR FREE CATALOGUE


LINSLEY-HOOD CASSETTE DECK ★ ★



SPECIAL PRICE FOR COMPLETE KIT £79.60

Published in Wireless World (May, June, August 1976) by Mr. Linsley-Hood, this design, although straightforward and relatively low cost, nevertheless provides a very high standard of performance. To permit circuit optimization separate record and replay amplifiers are used, the latter using a discrete component front-end designed such that the noise level is below that of the tape background. Pushbutton switches are used to provide a choice of equalization time constants, a choice of bias levels and also an option of using an additional pre-amplifier for microphone use. The mechanism used is the Goldring-Lenco CRV, a unit distinguished in its robustness and ease of operation. Speed control and automatic cassette ejection are both implemented by electronic circuitry. This unit which is powered by a toroidal transformer and uses metal oxide resistors throughout offers an excellent match for the Wireless World Tuner and the Linsley-Hood 75 Watt Amplifier. Circuit changes as published in February, 1978, follow-up article are included in the kit AT NO EXTRA COST! A higher performance head (Matsushita WY 436 AZ head as recommended in the follow-up article) is offered as an optional extra but this will be automatically supplied FREE OF CHARGE with all orders for complete kits!

WIRELESS WORLD FM TUNER ★ ★




SPECIAL PRICE FOR COMPLETE KIT £70.20

- | | | | |
|---|--------------|--|--------------|
| Pack | Price | Pack | Price |
| 1. Stereo PCB (accommodates 2 rep. amps, 2 meter amps, bias/erase osc. relay) | £3.35 | 10. Set of capacitors, rectifiers, I.C. voltage regulator P.C.B. for power supply (Powertran design) | £2.80 |
| 2. Stereo set of capacitors, M.O. resistors, potentiometers for above | £7.95 | 11. Set of miscellaneous parts, including sockets, fuse holder, fuses, interconnecting wire, etc. | £3.40 |
| 3. Stereo set of semiconductors for above | £8.50 | 12. Set of metalwork including silk screened fascia panel, internal screen, fixing parts, etc. | £7.10 |
| 4. Miniature relay with socket | £2.90 | 13. Construction notes | £0.25 |
| 5. PCB, all components for solenoid, speed control circuits | £3.80 | 14. High Quality Teak Veneer cabinet 18.3" x 12.7" x 3.1" | £10.70 |
| 6. Goldring-Lenco mechanism as specified | £18.50 | | |
| 7. Function switch, knobs | £1.90 | | |
| 8. Dual VU meter with illuminating lamp | £6.95 | | |
| 9. Toroidal transformer with E.S. screen prim. 0-117V, 234V, Sec. 15V | £4.90 | | |

One each of packs 1-14 inclusive are required for complete stereo cassette deck. Total cost of individually purchased packs

Matsushita WY 436 AZ head (optional extra) . £4.50 (free with complete kit)

T20 + 20 AND T30 + 30 20W, 30W AMPLIFIERS ★ ★



Designed by Texas engineers and described in Practical Wireless the Texan was an immediate success. Now developed further in our laboratories to include a Toroidal transformer and additional improvements, the slimline T20 + 20 delivers 20W rms per channel of true Hi-Fi at exceptionally low cost. The easy to build design is based on a single Fr. Glass PCB and features all the normal facilities found on quality amplifiers including scratch and rumble filters, adaptable input selector and headphones socket. In a follow-up article in Practical Wireless further modifications were suggested and these have been incorporated into the T30 + 30. These include RF interference filters and a tape monitor facility. Power output of this model is 30W rms per channel.


SPECIAL PRICES FOR COMPLETE KITS

T20+20 KIT PRICE £33.10

T30+30 KIT PRICE £38.40

AVAILABLE AS SEPARATE PACKS — PRICES IN OUR FREE CATALOGUE


WWII TUNER ★ ★



SPECIAL PRICE FOR COMPLETE KIT £47.70

AVAILABLE AS SEPARATE PACKS — PRICES IN OUR FREE CATALOGUE

POWERTRAN SFMT TUNER ★ ★



PRICE FOR COMPLETE KIT £35.90

AVAILABLE AS COMPLETE KIT ONLY

This is a simple, low cost design which can be constructed easily without special alignment equipment but which still gives a first-class output suitable for feeding any of our very popular amplifiers or any other high quality audio equipment. A phase-locked-loop is used for stereo decoding and controls include switchable afc, switchable muting and push-button channel selection (adjustable by controls on the front panel). This unit matches well with the T20 + 20 and T30 + 30 amplifiers.

Following the success of our **Wireless World FM Tuner Kit** this cost reduced model was designed to complement the **T20 + 20** and **T30 + 30** amplifiers and the cabinet size, front panel format and electrical characteristics make this tuner compatible with either.

Wireless World Designs: Full kits are not available for the projects below but PCBs and component sets are stocked. Further details of these and other packs are in our Free Catalogue.

30W Bailey Amplifier		Regulated Power Supply for Bailey Amplifier	
BAIL Pk 1 F. Glass PCB	£1.00	60VS Pk 1 F. Glass PCB	£0.85
BAIL Pk 2 Resistors Capacitors	£2.35	60VS Pk 2 Resistors Capacitors	£2.20
BAIL Pk 3 Semiconductors	£4.70	60VS Pk 3 Semiconductors	£3.10
		60VS Pk 6A Toroidal transformer	£8.80
Bailey Burrows Stereo Pre-Amp.		Stuart Tape Recorder	
BBPA Pk 1 F. Glass PCB (stereo)	£2.80	TRRC Pk 1 Replay Amp F. G PCB (stereo)	£1.30
BBPA Pk 2 Resistor capacitors (stereo)	£6.70	TRRC Pk 1 Record Amp F. G PCB (stereo)	£1.70
BBPA Pk 3R Rotary potentiometers (stereo)	£2.85	TROS Pk 1 Bias Erase F. G PCB (stereo)	£1.20
BBPA Pk 4R Rotary switches (stereo)	£3.80		
Linsley-Hood Low Distortion Oscillator.		E. F. Taylor Pre-Amplifier	
LDO Pk 1 Fibreglass PCB	£1.65	EFTP Pk 1 Fibreglass PCB (stereo)	£1.45
LDO Pk 2 M.O Resistors capacitors	£2.60	EFTP Pk 2 M.O Res caps (stereo)	£3.20
LDO Pk 3 Semiconductors	£3.90	EFTP Pk 3 Semiconductors (stereo)	£4.20

NEW!

Improved stereo decoder (as described in April 1978 W W) F/Glass PCB, M O Res, Caps, Cermet pre-sets, IC, IC socket. **£6.30**

SQ QUADRAPHONIC DECODERS

These state-of-the-art circuits described by CBS are offered as kits of superior quality with close tolerance capacitors, metal oxide resistors and Fibreglass PCBs designed for edge connector insertion. Further information on these kits is given in our FREE CATALOGUE.

M1 Basic matrix decoder	£5.90
L1 Full logic decoder	£17.20
L2A Full logic decoder with variable blend	£22.80
L3A As L2A but with high performance discrete component front end (or with carbon film resistors)	£30.10
SQM1-30 Decoder complete with 30W rear channel amplifiers. Complete kit matches T30 + 30 amplifier	£25.90
	£40.75

EXPORT A SPECIALITY!

Our Export Department can readily despatch orders of any size to any country in the world. Some of the countries to which we sent kits last year are shown in this advertisement. To assist in estimating postal costs our catalogue gives the weights of all packs and kits. This will be sent free on request by airmail together with our "Export Postal Guide" which gives current postage prices. There is no minimum order charge. Prices same as for U.K. customers but no Value Added Tax charged. Postage charged at actual cost plus 50p documentation and handling. Please send payment with order by Bank Draft, Postal Order, International Money Order or cheque drawn on an account in the U.K. Alternatively for orders over £500 we will accept Irrevocable Letter of Credit payable at sight in London.

Value Added Tax not included in prices UK Carriage FREE

SERVICING FACILITIES: Available for all ★★ complete kits
PRICE STABILITY: Order with confidence! Irrespective of any price changes we will honour all prices in this advertisement until August 31st 1978 if this month's advertisement is mentioned with your order. Errors and VAT rate changes excluded.
U.K. ORDERS: Subject to 12½% surcharge for VAT (i.e. add 1/8 to the price). No charge is made for carriage or current rate if charged.
SECURICOR DELIVERY: For this optional service (U.K. mainland only) add £2.50 (VAT inclusive) per kit.
SALES COUNTER: If you prefer to collect your kit from the factory, call at Sales Counter (at rear of factory) Open 9 a.m - 4.30 p.m. Monday - Thursday.

QUALITY: All components are brand new first grade full specification guaranteed devices. All resistors (except where stated as metal oxide) are low noise carbon film types. All printed circuit boards are fibreglass, drilled roller turned and supplied with circuit diagrams and construction layouts.

FOR FURTHER INFORMATION PLEASE WRITE OR TELEPHONE FOR OUR FREE CATALOGUE

POWERTRAN ELECTRONICS
 PORTWAY INDUSTRIAL ESTATE ANDOVER
 ANDOVER HANTS SP10 3NN (0264) 64455

DEPT. WW7

VALVES		Minimum Order £1.00	VALVES VAT PLEASE ADD	
A1065	1.25	EL84	0.60	PY81 800 0.55
ARB	0.80	EL86	0.70	PY82 0.45
ARR3	0.50	EL90	1.30	PY83 0.50
ATP4	0.50	EL91	1.60	PY88 0.85
B12H	3.00	EL95	0.70	PY500 1.35
DAF96	0.60	EL504	0.80	PY859 5.75
DE722	19.50	EL802	1.50	PY801 0.60
DF96	0.60	EL822	1.50	QV03 10 2.50
DK96	0.30	EM80	0.50	03-12 2.50
DL92	0.50	EM31	0.75	QV06-40A
DY86/87	0.55	EM81	0.60	
DY802	0.55	EM84	0.40	QV03 12 2.00
E55L	7.50	EM87	1.00	SC1 400 4.00
EB8CC 01	1.30	EY51	0.45	SC1 600 4.00
EC180E	6.00	EY81	0.45	SP61 0.85
E182CC	3.50	FM80	0.55	T21 7.50
EA76	2.00	EZ80	0.45	U26 0.85
EABC80	0.50	EZ81	0.60	U27 1.00
EB91	0.40	GY501	0.90	UY91 0.70
EB33	0.50	GZ32	0.65	U801 0.85
EBF80	0.50	GZ33	3.60	U802 0.60
EBF83	0.50	GZ34	2.00	UBF80 0.55
EBF89	0.50	GZ37	2.50	UBF89 0.50
EC52	0.40	KT66	4.00	U811 1.00
EC8B1	0.55	K188	5.75	U821 0.75
EC8C2	0.50	M114	1.00	UCC85 0.50
EC8C3	1.15	M15	1.00	UCF80 0.80
EC8C4	0.45	OA2	0.55	UCF81 0.85
EC8C5	0.50	OB2	0.60	UCL82 0.75
EC8C6	1.25	PAC80	0.40	UF41 0.80
EC8C8	0.80	PC85	0.50	UL41 0.75
ECC189	0.80	PC86	0.85	UL84 0.75
ECC80	0.50	PC88	0.75	UM80 0.55
ECC82	0.45	PC90	1.25	UY87 0.55
ECF801	0.75	PCC84	0.45	UY85 0.50
ECH34	0.95	PCC89	0.55	VR105 30 1.80
ECH35	1.50	PCC189	0.65	VR150 30 1.25
ECH42	0.65	PCF80	0.50	X66 0.75
ECH81	0.85	PCF82	0.40	X61M 1.50
ECH84	0.95	PCF84	0.65	Z800U 3.00
ECL80	0.60	PCF86	0.65	Z801U 3.50
ECL82	0.55	PCF200	0.90	Z900T 1.50
ECL83	1.20	PCF201	0.90	1A3 0.60
ECL85	0.65	PCF801	0.55	114 0.30
ECL86	0.55	PCF82	1.80	154 0.40
EF36	0.75	PCF805	0.65	1R5 0.55
EF37A	1.50	PCF806	0.85	1S5 0.40
EF39	2.90	PCF808	1.00	114 0.40
EF40	0.70	PCH200	0.80	1X2B 1.10
EF41	0.75	PCL81	0.60	2021 0.55
EF80	0.40	PG82	0.65	2K25 9.00
EF83	1.50	PL84	0.70	2021 0.55
EF85	0.45	PL86	0.70	3A4 0.80
EF86	0.55	PCL805/85	0.60	306 0.40
EF91	0.85	PD500	0.75	3021 2.00
EF92	0.75	PH200	0.85	3E29 5.50
EF95	0.45	PL36	0.80	354 0.50
EF183	1.55	PL81	0.75	3V4 0.85
EF184	0.60	PL82	0.50	5B 25M 6.50
EL200	2.00	PL83	0.50	5B 25M 6.50
EL90	0.65	PL84	0.60	5L4G 1.10
EL32	0.60	PL504	1.10	5V4G 0.65
EL34	2.20	PL508	1.30	5Y3GT 1.65
EL37	3.00	PL509	2.40	5Y3GT 1.65
EL41	0.80	PL802	2.80	5Z3 0.60
EL81	0.70	PY333	0.60	5Z4G 0.70
EL82	0.60	PY80	0.60	5Z4GT 0.75

MARCONI SIGNAL GENERATORS

TF 2400/1 Frequency Converter up to 510MHz
MODULATION METER 210A 2.5 300MHz AM
 O 100% FMD + 100kHz in 4 ranges **AIRMEC**
VHF WAVE ANALYSER 853 from 30kHz to 30MHz
HF WAVE ANALYSER 248 Freq from 5MHz to 300MHz

TF 801 D/1/5 SIGNAL GENERATOR Range 10-485MHz in 5 ranges R.F. output 0.1 V.1 V Source C.M. 50 Ω output impedance Internal modulation at 1kHz at up to 90%

TF 995 A/1 or A/2 or A/2M or A5 SIGNAL GENERATORS Very high class AM/FM 1.5MHz to 720MHz. Detailed spec. and price on application

TF 995/3S with additional amplifier to give extra high output between 1.5 and 6 Mc/s

HIGH FREQUENCY SPECTRUM ANALYSER MARCONI TYPE 1094A S. Basic Freq. range 3 to 30 Mc/s and with LF unit from 100Hz to 3 MHz. Measures relative amplitudes up to 60dB

TF1041 B VALVE MULTIMETER DC voltage from 300mV to 1.000V AC voltage from 300mV to 300V at up to 1.000MHz

WHITE NOISE TEST SET The instrument consists of two units: a Marconi Noise Generator Type TF 2091 and Noise Receiver Type TF 2092. Measures noise and intermodulation on wide band multichannel telephone systems. Suitable for 12 channel to 2700 channel system

MARCONI TF 867 SIGNAL GENERATOR Range 15kHz to 30MHz. Output 0.4 μ V to 3V at 13 or 75 ohms impedance with termination supplied. Built in crystal check facility with handbook CT478 CT179, Q1480 Signal Generators frequency from 1.1kMS up to 11kMS output up to 1mV CW and imp. mod

LEVEL OSCILLATOR TYPE REL 3W29 Frequency from 0.3 to 1200Kc/s. Mod ext. output from +16dB to -60dB. Impedance output 75 140 600 ohms

36' AERIAL MASTS consisting of 6 sections 6' 8" x 2 1/2" dia. Complete with all accessories to erect and install

AVO CT 160 VALVE TESTER
LOW RESISTANCE HEADPHONES TYPE CL8 £1.50. 40p postage. VAT 12 1/2%
AR88 D & LF SPARES We hold the largest stock in UK. Write for list

RF METERS 0 to 8 amp 2 1/2" dia. USA brand new £1.50. P&P 25p

TELEPHONE TYPE "J" tropicalised
10 LINE MAGNETO SWITCHBOARDS
CABLE LAYING APPARATUS No. 11 New production P.O.A.

VALVES AND TRANSISTORS
 Telephone enquiries for valves, transistors etc. retail 749 3934 trade and export 743 0899

RHODE & SCHWARZ

Zig DIAGRAPH TYPE 2DU 30-420MHz 50 μ J
 Model type ZDD Frequency 300 2400MHz
 Directly measures multiterminal networks, phase shift, phase angle with complementary POWER SIGNAL GENERATOR TYPE SMLM high freq resolution, internal external mod up to 3V out

OSCILLOSCOPES (NEW PRODUCTION)
SCOPEX 4S-6, 6MHz Single Beam 10mV sensitivity Display - 6 cm x 8 cm Weight 4.5kg
SCOPEX 4D-10A, 10MHz Dual Trace 10mV sensitivity Display - 6 cm x 8 cm Weight 6kg
DARTON D12, 15MHz Dual Trace 1mV sensitivity Display - 8 cm x 10 cm Weight 7.8kg
SIGNAL GENERATOR H.P. MODEL 680C High power stable and high accuracy Frequency 10 to 480MHz Modulation level 0 to 95% at carrier levels 0.5V output level continuously from 0.1 μ V into a 50 ohm Maximum output 1V

FOR EXPORT ONLY
 Mullard C11, High power installation 1000W
 Technical details and prices available on request

TEKTRONIX OSCILLOSCOPES

545A Bandwidth DC to 30MHz
570 CHARACTERISTIC CURVE TRACE
DANA EXACT FUNCTION GENERATOR MODEL 121 Frequency range 0.2Hz to 2MHz (7 ranges) voltage controlled to 10V sweep generator, 1ms to 10 sec
TEKSCAN ELECTRONIC SYSTEM ANALYSER MODEL 9950 Frequency range 10MHz to 300MHz with market controls
FURZELL SENSITIVE VALVE VOLTMETER TYPE V200A full scale from 10mV to 1000V in 6 steps with output amplifier

TRAINING SET for Radio Operators with 10 key terminals and control frequency and volume
EDDYSTONE COMMUNICATIONS RECEIVER MODEL 730/1A Frequency from 500kc/s to 29Mc/s
HIGH VACUUM VARIABLE CAPACITORS - ceramic envelope - UL 100A, 20, 150 - VMMHC 1000 60 1000pF 20kV 150A RF max = 27MHz
TEST SET FTZ for testing transceivers A40, A41, A42 and FRC26
UNIVERSAL WIRELESS TRAINING SET No 1 Mk 2 YA 8316 to train 32 operators simultaneously on key and phone. Complete installation consists of 3 kits packed in 3 special transit cases
HARNESS "A" & "B" CONTROL UNITS "A" "B" "J1" "J2" Microphones No 5, 6, 7 connectors. Frames carrier sets etc

VAT FOR TEST EQUIPMENT PLEASE ADD 8%

COLOMOR (ELECTRONICS LTD.)

170 Goldhawk Rd., London. W.12
 Tel. 01-743 0899
 Open Monday to Friday
 9-12.30, 1.30-5.30 p.m.

HAVE YOU DONE IT LATELY!

Fit a new tape head and transform the performance of your tape recorder

MENBLITH
 THE MONOLITH ELECTRONICS CO. LTD.

QUALITY REEL TO REEL AND CASSETTE TAPE HEADS

Please enclose Full Catalogue 25p 20p P&P with order

B24-RP stereo cassette glass/ferrite record/playback £9.84
 B12-01 mono cass. playbk. £1.60 B24-01 stereo cass. playbk. £2.80
 A28-05 stereo 8tk cartridge £1.80 E12-09 stereo/mono cass. erase £1.80

5/7 Church St., Crewkerne, Som. Tel. (0460) 74321
 WW-085 FOR FURTHER DETAILS

a fully built & tested microcomputer system ONLY £159 + VAT

KIM-1 CARD

- * COMPLETE WITH KEYBOARD & DISPLAY
- * AUDIO CASSETTE INTERFACE FOR PROGRAM STORAGE
- * TELETYPE INTERFACE
- * PROGRAM DEVELOPMENT SOFTWARE
- * R6500 PROGRAMMING MANUAL
- * R6500 HARDWARE MANUAL

IDEAL FOR THE HOME USER, STUDENT AND ENGINEERS

Fully built & tested, with keyboard & display for editing, de-bugging and running programs. Complete with 1K bytes of RAM and 2K bytes of ROM—resident monitor and executive software controlling operation & de-bug modes. Interface circuitry for program storage on a cheap audio cassette and teletype connection, with baud-rate determined automatically.

An additional 15 unused 1/0 lines for use as inputs or outputs and 8 bit programmable interval Timer. De-bug facilities to single-step the program and trace the actions of the registers. 16-bit address bus data and control buses brought to an edge connector for extending the system to 65K memory locations. Comes complete with full Rockwell R6500 programming and user manuals for only £159 + VAT. Available Ex-Stock.

Pelco (Electronics) Ltd

Enterprise House,
 83-85 Western Road, Hove, Sussex BN3 1JB
 Telephone Brighton (0273) 722155
 Buy it with your Access or Barclaycard

WW-045 FOR FURTHER DETAILS

CONNECTORS

CANNON PAINTON
 BELLING LEE PLESSEY
 GREENPAR AMPHENOL

1,000s in stock from:

Servo and Electronic Sales

SERVO AND ELECTRONIC SALES LTD.
 24 HIGH STREET, LYDD, KENT TN29 9AJ
 TELEPHONE LYDD (0679) 20252 TELEX 965265 AB SERVOE G

Sanwa from Quality Electronics Limited
 At above address

WW-050 FOR FURTHER DETAILS

High quality audio modules for Stereo and mono

S450

STEREO FM TUNER
Fitted with phase lock-loop

£22.30
+ 40p p&p
+ 12½% VAT




FREQUENCY RANGE	88-108 Mhz
SENSITIVITY	3 0 µV
BANDWIDTH	250 kHz
SPURIOUS REJECTION	50 dB
SELECTIVITY ± 400 kHz	55 dB
AUDIO OUTPUT (22.5 kHz deviation)	100 mV
STEREO SEPARATION	30 dB
SUPPLY REQUIREMENTS	20 to 30V (90mA max)
AERIAL IMPEDANCE	75 ohms
DIMENSIONS	240mm x 110mm x 32mm

The 450 Tuner provides instant programme selection at the touch of a button ensuring accurate tuning of 4 pre-selected stations, any of which may be altered as often as you choose, simply by changing the settings of the pre-set controls. Features include: FET input stage, Vari-Cap diode tuning, Switched AFC LED Stereo Indicator.

Stereo 30

COMPLETE AUDIO CHASSIS

£18.95
+ 40p p&p
+ 12½% VAT



OUTPUT POWER	7 Watts RMS
LOAD IMPEDANCE	8 ohms
TOTAL HARMONIC DISTORTION	Less than 5% (Typically 3%)
FREQUENCY RESPONSE	50 Hz to 20 kHz ± 3dBs
TONE CONTROL RANGE	± 12 dBs at 100Hz and 10kHz
SENSITIVITY	190 mV for full output
INPUT IMPEDANCE	1 M ohms
TRANSFORMER REQUIREMENTS	22 V. A.C. rated at 1A
DIMENSIONS (Less controls and panel)	200mm x 130mm x 33mm

The Stereo 30 comprises a complete stereo pre-amplifier, power amplifiers and power supply. This, with only the addition of a transformer or overwind will produce a high quality audio unit suitable for use with a wide range of inputs i.e. high quality ceramic pick-up, stereo tuner, stereo tape deck etc. Simple to install, capable of producing really first class results, this unit is supplied with full instructions, black front panel, knobs, main switch, fuse and fuse holder and universal mounting brackets.

AL60

AUDIO AMPLIFIER MODULE
25 Watts RMS

£4.55 + 25p p&p
+ 12½% VAT



OUTPUT POWER	25 Watts RMS
SUPPLY	30-50 V
LOAD IMPEDANCE	8-16 ohms
TOTAL HARMONIC DISTORTION	Less than 1% (Typically 0.6%)
FREQUENCY RESPONSE	20 Hz to 30 kHz ± 2 dBs
SENSITIVITY	280 mV for full output
MAX. HEAT SINK TEMPERATURE	90°C
DIMENSIONS	103mm x 64mm x 15mm

This high quality audio amplifier module is for use in audio equipment and stereo amplifiers and provides output powers up to 25 RMS with distortion levels below 0.1%.

AL80

AUDIO AMPLIFIER MODULE

£7.15*
+ 25p p&p
+ 8% VAT




OUTPUT POWER	35 Watts RMS
SUPPLY	40-60 V
LOAD IMPEDANCE	8-16 ohms
TOTAL HARMONIC DISTORTION	Less than 1% (Typically 0.6%)
FREQUENCY RESPONSE	20 Hz to 30 kHz ± 2 dBs
SENSITIVITY	280 mV for full output
MAX. HEAT SINK TEMPERATURE	90°C
DIMENSIONS	103mm x 64mm x 15mm

The AL80 is similar in design to the AL60 above and is of the same high quality but provides output powers up to 35W with distortion levels below 0.1%.

AL250

POWER AMPLIFIER

£17.25*
+ 40p p&p + 8% VAT




OUTPUT POWER	125 Watts RMS continuous
OPERATING VOLTAGE	50-80 V
LOADS	4-16 ohms
FREQUENCY RESPONSE	25 Hz to 20 kHz measured at 100 Watts
SENSITIVITY FOR 100 WATTS O/P AT 1 kHz	450 mV
INPUT IMPEDANCE	33 K ohms
TOTAL HARMONIC DISTORTION	0.1% (50 WATTS into 4 ohms) 0.06% (50 WATTS into 8 ohms)

This unit, designated AL250, is a power amplifier providing an output of up to 125W RMS, into a 4 ohm load.

AL30A

AUDIO AMPLIFIER MODULES

£3.75 + 25p p&p
+ 12½% VAT




MAXIMUM SUPPLY VOLTAGE	30 V
POWER OUTPUT for 2% THD	10 Watts RMS
TOTAL HARMONIC DISTORTION	Less than 25%
LOAD IMPEDANCE	8-16 ohms
INPUT IMPEDANCE	100 K ohms
FREQUENCY RESPONSE	50 Hz-25 kHz ± 3 dBs
SENSITIVITY	75 mV for full output
DIMENSIONS	74mm x 63mm x 28mm

These low cost 5 and 10 watt modules offer the utmost in reliability and performance, whilst being compact in size.

SPM80

STABILISED POWER SUPPLY

£4.25 + 25p p&p
+ 12½% VAT



INPUT A.C. VOLTAGE	33-40V
OUTPUT D.C. VOLTAGE	33 V nominal
OUTPUT CURRENT	10 mA-1.5 amps
OVERLOAD CURRENT	1.7 amps approx.
DIMENSIONS	105mm x 63mm x 30mm

Designed to power two AL60s at 15 Watts per channel simultaneously. Circuit Techniques include full short circuit protection.

PA100

STEREO PRE-AMPLIFIER

£15.80
+ 40p p&p
+ 12½% VAT



FREQUENCY RESPONSE	20 Hz to 20 kHz ± 1 dB
TOTAL HARMONIC DISTORTION	Less than 1% (Typically 0.7%)
SENSITIVITY	1 TAPE 100 mV/100 K ohms } For an 2 RADIO TUNER 100 mV/100 K ohms } output 3 MAGNETIC P.U. 3.5 mV/50 K ohms } 250 mV
EQUALISATION	Within ± 1 dB from 20 Hz to 20 kHz
BASS CONTROL RANGE	± 15 dBs at 75 Hz
TREBLE CONTROL RANGE	+ 10-20 dBs at 15 kHz
SIGNAL/NOISE RATIO	Better than 65 dBs (All inputs)
INPUT OVERLOAD	Better than 26 dBs (All inputs)
SUPPLY	20 to 40 V
DIMENSIONS	300 90 33mm (less controls)

A top quality stereo pre-amplifier and tone control unit, the PA100 provides a comprehensive solution to the front end requirements of stereo amplifiers or audio units. The six push button selector switch gives a choice of inputs together with two filters for high and low frequencies.

MPA30

MAGNETIC CARTRIDGE PRE-AMPLIFIER

£2.95

Enjoy the quality of a magnetic cartridge with your existing ceramic equipment using the MPA 30 which is a high quality pre-amplifier enabling magnetic cartridges to be used where facilities exist for the use of ceramic cartridges only.

SENSITIVITY	3.5 mV for 100 mV output
EQUALISATION	Within ± 1 dB from 20 Hz to 20 kHz
INPUT IMPEDANCE	50 K ohms
SUPPLY	18 to 30 V—re earth
DIMENSIONS	110 x 50 x 25mm (inc DIN socket)

PA12

STEREO PRE-AMPLIFIER

£7.10

The PA12 Stereo Pre-Amplifier chassis is designed and recommended for use with the AL 20/30 Audio Amplifier Modules, the PS12 power supply and the T538 Transformer. Features include on/off volume, Balance, Bass and Treble controls. Complete with tape output.

FREQUENCY RESPONSE	20 Hz-20 kHz (—3dB)
BASS CONTROL	± 12 dB at 60 Hz
TREBLE CONTROL	± 14 dB at 10 kHz
INPUT IMPEDANCE	1 Meg. ohm
INPUT SENSITIVITY	300 mV
CROSSTALK	-60 dB
SIGNAL/NOISE RATIO	-65 dB
OVERLOAD FACTOR	± 20 dB
TAPE OUTPUT IMPEDANCE	25 K ohms
DIMENSIONS	152mm x 84mm x 25mm

PS12 POWER SUPPLY

Designed for use with the AL30A S 450 and MPA30 in conjunction with transformer T538

INPUT VOLTAGE	17-20V AC	£1.30
OUTPUT VOLTAGE	27-30V DC	
OUTPUT CURRENT	800mA	+ 25p p&p
SIZE	60mm x 43mm x 26mm	+ 12½% VAT

GE 100 NINE CHANNEL MONO-GRAPHIC EQUALIZER

The GE100 has nine 1 octave adjustments using integrated circuit active filters. Boost and Cut limits are ± 12dB. Max. Voltage handling 2 V RMS, T.H.D. 0.05%. Input impedance 100K. Output impedance less than 10 K. Frequency response 20 Hz - 20 KHz (3dB). The nine gain controls are centred at 50, 100, 200, 400, 800, 1,600, 3,200, 6,400 and 12,800 Hz. The suggested gain controls are 10 K LIN sliders (not supplied with the module). See Paks S31 and 16192. **£22.00** + 25p p&p + 12½% VAT

SG30 POWER SUPPLY BOARD for GE100 15-0-15 VOLT **£5.50** + 12½% VAT + 25p p&p

SIREN ALARM MODULE

American Police siren powered from any 12 volt supply into 4 or 8 ohm speaker. Ideal for car burglar alarm, freezer breakdown and other security purposes. Order No. S15 No. BP124. **Only £3.50 + 8% VAT + 25p p&p**

MA60 HI-FI AMPLIFIER KIT

Build your own top quality amplifier, save yourself pounds. The MA60 kit comprises the following Bi-PAKs modules, 2 AL60 amps, 1 PA100 pre-amp, 1 SPM80 stab. power supply, 1 BMT80 transf. giving 17 watts RMS per channel STEREO. All modules covered by the BI-PAK satisfaction or money back guarantee. Details of the above modules are in this ad. **Price £32.00 + 12½% VAT + 62p p&p.**

TC60 KIT

A beautifully designed genuine TEAK WOOD veneered cabinet to put the professional touches to your home built amplifier. Full set of parts incl. Front & Back Panels, Knobs, Chassis, Fuses, Sockets, Noen, etc. Ideal for the MA60. Size: 425mm x 290mm x 95mm. **Price £19.95 + 12½% VAT + 86p p&p**

TRANSFORMERS

T538 For use with S.450 AL30A MPA30 Order No. 2036 Price: **£3.20** + 55p p&p + 12½% VAT
T2050 For use with Stereo 30 Order No. 2050 Price: **£3.25** + 55p p&p + 12½% VAT
BMT80 For use with AL60 SPM80 Order No. 2034 Price: **£5.40** + 86p p&p + 12½% VAT
BMT250 For use with AL250 Order No. 2035 Price: **£6.35** + **£1.10** p&p + 12½% VAT



DEPT. WW8, P.O. Box 6, Ware, Herts.

THE NEWBEAR COMPUTING STORE




SYSTEMS
S-100 bus.
 Cromenco Z-2 Kit (C.P.U. & Card Frame Z-80 Based) **£395.00**
 Bytesaver programming board kit (2708) **£95.00**
 TU-ART Interface kit **£130.00**
 16K Byte Dynabite RAM card (fully tested) **£415.00**
 North Star Mini Floppy Kit **£490.00**

S-50 bus.
 MSI 6800 Microcomputer Kit **£375.00**

SMOKESIGNAL BROADCASTING

Floppy discs. Fully built and tested.
 Single drive **£522.00**
 Double drive **£785.00**
 Treble drive **£1045.00**
 Newbury Laboratory V.D.U.s from **£520.00**



8% VAT on ALL items

For demonstrations:

Southern England: Phone 0635-46898, or call at: **Newbear Computing Store, 7 Bone Lane, Newbury Berkshire**

Northern England: Phone 061-491 2290, or call at: **Newbear Computing Store, 2 Gately Road Cheadle, Cheshire SK8 1PY**
N.C.S. is a division of Newbury Laboratories Ltd.

WW-093 FOR FURTHER DETAILS

Intersil 3 1/2 DIGIT PANEL METER

LED KIT




BUILD A WORKING DPM IN 1/2 HOUR WITH THESE COMPLETE EVALUATION KITS

Test this new part for yourself with Intersil's low cost prototyping kit, complete with A/D converter and LED display. Kit provides all materials, including PC board, for a functioning digital panel meter.

Order P/N ICL7107EV L E D Kit **£15.95**
 Order P/N ICL7106EV L C D Kit **£20.25**

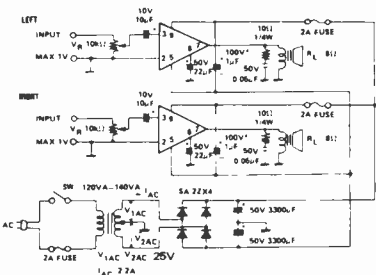


HYBRID AUDIO POWER AMPLIFIERS



- Multi-purpose linear amplifiers for commercial and industrial applications.
- Less than 0.5% harmonic distortion at full power.
- 1/2 dB response from 20 to 100,000 Hz.
- Single or split (dual) power supply.
- Rugged, compact and lightweight packages.
- Built-in current limiting for SI-1030G, SI-1050G and efficient heat radiating construction.


TYPICAL CONNECTIONS SI-1050G WITH SPLIT SUPPLY



SANKEN Series SI-1000G amplifiers are self-contained power hybrid amplifiers designed for Hi-Fi, stereo, musical instruments, public address systems and other audio applications. The amplifiers have quasi-complementary class B output. The circuit employs flip chip transistors with high reliability and passivated chip power transistors with excellent secondary breakdown strength. Built-in current limiting is provided for SI-1030G, SI-1050G and all devices can be operated from a single or split supply.

- SI-1010G (10W output) **£ 4.76**
- SI-1020G (20W output) **£ 8.34**
- SI-1030G (30W output) **£ 12.85**
- SI-1050G (50W output) **£ 16.58**

1/4 WATT 5% CARBON FILM RESISTOR KIT



COMPLETE WITH STORAGE BIN

Each KIT contains 20 each of 42 different values of 1/4W Carbon Film Resistors from 0.68 ohm to 4.7 megohm

Order P/N **RS-14-25** **£14.40**

Prices are Each, Nett and exclude VAT. Please add £1.50 for P+P+I, and then VAT at 8% overall.



RASTRON ELECTRONICS LTD.
 275-281 King Street · Hammersmith · London W6 9NF
 Tel. 01-748 3143/2960 Telex 24443

Sonic HI-FI DISCOUNT CENTRES



DISCOUNT SPEAKERS

Imp 8 or 15, as app.

Guarantees:

TITAN 5 years

FANE 2 years

OTHERS 1 year

Prices correct at 18.5.78

ALL PRICES INC. VAT

HI-FI TYPES	List Value	Sonic price
5 FANE 501 Mid Full range	Sp Price	4.95
8 AF Model 80 Dual Cone	Sp Price	5.95
8 AF Model 83 Dual Cone	Sp Price	6.95
FANE 8 80BT Dual Cone	Sp Price	3.95
WHARFEDALE L TON 3 x P kit Pr	60	41.95
10 DENTON 2 x P kit Pr	39.15	26.95
10 GLENDALE 3 x P kit	82.44	56.95
8 FANE MODE ONE KIT	Sp Price Pair	19.99
10 ELAC Model 10RM 10-15w	Sp Price	3.85

GROUP/DISCO TYPES	List Value	Sonic price
12 TITAN 112/45R 45w	15.00	10.95
12 TITAN 112 60A 60w	22.50	12.95
12 TITAN 112/100A 100w	36.00	22.95
12 CELESTION G12M	16.50	12.99
12 CELESTION G12H 30w	22.00	16.95
12 CELESTION G12/50 50w	25.75	17.50
12 GOODMAN'S 12PD	Sp Price	21.95
12 GOODMAN'S 12 PG	Sp Price	18.95
12 FANE SPECIALIST PA 80	27.95	18.95
12 FANE SPECIALIST DISCO 80	29.95	19.95
12 FANE SPECIALIST DISCO 100	31.95	21.95
12 FANE SPECIALIST GUITAR 80L	28.95	18.95
12 FANE SPECIALIST GUITAR 100L	28.95	19.95
12 FANE SPECIALIST GUITAR 80B	28.95	19.95
12 FANE SPECIALIST GUITAR 100B	28.95	19.95

12 FANE CRESCENDO 12A	59.95	41.95
12 FANE CRESCENDO 12L	69.95	39.95
12 FANE CRESCENDO 12 BASS	59.54	39.95
15 TITAN T15/60 60w	26.00	17.95
15 TITAN T15 70 70w	28.00	19.95
15 TITAN T15 100 100w	41.00	29.95
15 FANE SPECIALIST BASS 85	39.95	29.95
15 FANE SPECIALIST BASS 100	42.00	31.50
15 GOODMAN'S 15P	Sp Price	23.95
15 CELESTION G15C	36.00	26.95
15 FANE CRESCENDO 15	76.89	51.95
15 FANE CRESCENDO BASS	79.95	51.95
15 FANE 15/100LT	74.69	51.95
15 FANE 15/160 160w	99.75	72.95
15 FANE COLOSSUS 200w	113.40	72.95
18 TITAN T18/100 100w	51.00	38.95
18 GOODMAN'S 18P	Sp Price	39.95
18 CELESTION G18C	53.00	41.95
18 FANE CRESCENDO 18A	106.95	72.95
18 FANE CRESCENDO BASS	94.75	59.95
18 FANE COLOSSUS 200w	120.75	75.00

Please state impedance required

HORN UNITS (Carr. 85p)
 CELESTION MH1000 75w **17.00 13.75**
 FANE 910 MK II 50w **17.75 10.99**
 FANE 920 100w **62.95 44.50**
 FANE J44 30-50w **7.95 4.95**
 FANE J73 50w **11.75 7.95**
 FANE J104 50 70w **16.95 10.95**
HIGH POWER CROSS-OVERS* (Carr. 35p)
 FANE HPX10r HPX2R **3.25 2.25**

ADD-ON HIGH FREQUENCY UNITS
 FA I Add-on Carr. £1 **51.84 35.95**
 TITAN T1H 70w Carr. £1 **33.00 23.95**
 TITAN T52H 100w Carr. £1 **33.00 23.95**
 TITAN T2H Carr. £1 **39.00 26.95**

EXTRA SPECIAL MAIL ORDER OFFER



TITAN TA 50A 50w AMPLIFIER

High sensitivity multi purpose three individually controlled inputs
 Controls Bass Treble & Presence Robust well-styled compact cabinet Black Vynide covered Attractive Black Silver Fascia 12 months Guarantee Carr. £1 **£39.95**

PAIR FANE POP 15 12" SPEAKERS
 Suitable for use with above when wired in series and housed in sealed cabinet **£9.95**
SUITABLE TWIN SPEAKER CABINET £11.95
 Also for personal shoppers only
 Amps T Tables Jingle Machines Disco Consoles Lighting Cabinets Credit Terms available orders over **£20.00**

Phone orders accepted from Access & Barclaycard holders. Branches at

24 NEWGATE SHOPPING CENTRE
NEWCASTLE
 TEL. 0632 25168

403 SAUCHIEHALL STREET
GLASGOW
 TEL. 041-332 0700


Mail Orders & Export enquiries to **GLASGOW Branch. Add £1.00 carr. on Hi-Fi spkrs or kits. Otherwise add £1.25 (12" spkr), £1.50 (15"), £2.50 (18")**

WW-089 FOR FURTHER DETAILS

WW-077 FOR FURTHER DETAILS

U.K. RETURN OF POST MAIL ORDER SERVICE, ALSO WORLDWIDE EXPORT SERVICE

BSR HI-FI AUTOCHANGER STEREO AND MONO £21.50 Post £1



Plays 12", 10" or 7" records Auto or Manual. A high quality unit backed by BSR reliability with 12 months guarantee. A C 200/250V Size 13 1/2 x 11 1/4 in 3 speeds. Above motor board 3 1/4 in. Below motor board 2 1/2 in with Sonotone V100 magnetic cartridge.

BSR P128/MP60 with magnetic cartridge. Balanced arm Cueing device Bias Compensator £24.50. Post £1

NEW BSR SINGLE PLAYER £19.95

Model P182 3-speeds flared aluminium turntable. Post £1 S shaped arm, cueing device, stereo ceramic cartridge

B S R Budget Autochanger with stereo cartridge. plays all size records £12.95

HEAVY METAL PLINTHS £6.50 Post £1 50

With P V C Cover. Cut out for most BSR or Garrard decks. Silver grey finish

Model A Size 12 1/2 x 14 x 7 1/2 in

Model B Size 16 x 13 3/4 x 7 in

Extra large plinth & cover teak wood base Size 20 x 17 1/2 x 9 £18.50. Shop callers only

BSR SINGLE PLAYER £17.50 Post £1



Ideal replacement or disco deck with cueing device and stereo ceramic cartridge. 3 speeds. Large turntable, modern design.

ELAC HI-FI SPEAKER 8in. TWIN CONE £5.95 Post 35p



Dual cone plastic roll surround. Large ceramic magnet. 50-16,000 c/s. Bass resonance 40 c/s. 8 ohm impedance. 10 watts RMS.

SMITH'S CLOCKWORK 15 AMP TIME SWITCH £3.30 Post 35p



Single pole two-way. Surface mounting with fixing screws. Will replace existing wall switch to give light for return home garage, automatic anti-burglar lights, etc. Variable knob. Turn on or off at full or intermediate settings. Brand new.

TEAKWOOD LOUSPEAKER GRILLES will easily fit to baffle board. Size 10 1/2 x 7 in. 45p.

GARRARD AP75 SINGLE RECORD PLAYER £27.50 Post £1

3-speed balanced arm, semi-transcription unit less cartridge.

VOLUME CONTROLS 80 Ohm Coax 8p yd. FRINGE LOW LOSS 15p yd.

5kΩ to 2MΩ LOG or LIN L/S 35p. D.P. 60p. STEREO L/S 85p. D.P. £1. Edge 5K S/P Transistor 45p.

ALU 625 and colour PLUGS 10p. SOCKETS 10p. LINE SOCKETS 18p. OUTLET BOXES 50p. 300 ohm FEEDER 5p yd.

ELAC 9 x 5in HI-FI SPEAKER TYPE 59RM £3.45 Post 35p

This famous unit now available. 10 watts. 8 ohm.

E.M.I. 13 1/2 x 8in. SPEAKER SALE!

With tweeter and crossover 10 watt 3 or 8 ohm £7.95 Post 45p

Ditto 15 watts. 8 ohm £10.50 Post 65p

With tweeter and crossover 20 watt Bass res. 25c p/s Flux=11,000 gauss Post 75p

8 or 15 ohm. 20 to 20,000 c/s

Suitable Bookshelf Cabinet £8.50 Post £1 00

Teak finish. For EMI 13 x 8 speakers.

THE "INSTANT" BULK TAPE ERASER AND HEAD DEMAGNETISER. Suitable for cassettes, and all sizes of tape reels. A C mains 200/250V. Leaflet S A E £4.95 Post 50p

RELAYS. 12V D.C. 95p. 6V D.C. 85p. 240V A.C. 95p.

BLANK ALUMINIUM CHASSIS. 6 x 4—95p; 8 x 6—£1.40; 10 x 7—£1.55; 12 x 8—£1.70; 14 x 9—£1.90; 16 x 6—£1.85; 16 x 10—£2.20. ANGLE ALI. 6 x 1/4 x 1/4 in—15p.

ALUMINIUM PANELS. 6 x 4—24p; 8 x 6—38p; 14 x 3—40p; 10 x 7—54p; 12 x 8—70p; 12 x 5—44p; 16 x 6—70p; 14 x 9—94p; 12 x 12—£1; 16 x 10—£1.16.

ALI BOXES IN STOCK. MANY SIZES

VARICAP FM TUNER HEAD with circuit & connections £4.95.

TAG STRIP 28-way 12p.

TAPE OSCILLATOR COIL. Valve type. 35p.

BRIDGE RECTIFIER 200V PIV 1/2 amp 50p. 8 amp £2.50.

TOGGLE SWITCHES S.P. 30p. D.P. S.T. 40p. D.P.D.T. 50p.

MANY OTHER TOGGLES IN STOCK

PICK-UP CARTRIDGES ACOS. GP91 £1.50. GP95 £2.50.

SONOTONE stereo £2.00. SHURE M75 ECS £8.

WIRE-WOUND RESISTORS 5 watt, 10 watt, 15 watt 15p ea.

R.C.S. SOUND TO LIGHT KIT Mk. 2 £17 Post 35p

Kit of parts to build a 3 channel sound to light unit. 1,000 watts per channel. Suitable for home use. Easy to build. Full instructions supplied. Cabinet £4.

Will operate from 20MV to 100 watt signal.

R.C.S. LOW VOLTAGE STABILISED POWER PACK KITS £2.95 Post 45p

All parts and instructions with Zener diode printed circuit rectifiers and double wound mains transformer. Input 200/240V a.c. Output voltages available. 6 or 7.5 or 9 or 12V d.c. up to 100mA or less. Size 3 x 2 1/2 x 1 1/2 in. Please state voltage required.

R.C.S. POWER PACK KIT £3.35 Post 30p

12 VOLT, 750mA. Complete with printed circuit board and assembly instructions. 12 VOLT 300mA KIT. £3.15.

R.C.S. "MINOR" 10 watt AMPLIFIER KIT

This kit is suitable for record players, guitars, tape playback, electronic instruments or small P.A. systems. Two versions available. Mono £12.50; Stereo £20. Post 45p. Specification 10W per channel, input 100mV, size 9 1/2 x 3 x 2 in approx. S A E details. Full instructions supplied. AC mains powered.

R.C.S. DRILL SPEED CONTROLLER / LIGHT DIMMER KIT. £3.25 Post 35p

Easy to build kit. Will control up to 500 watts AC mains.

R.C.S. STEREO PRE-AMP KIT. £2.95 Post 35p

All parts to build this pre-amp. Inputs for high, medium or low imp. per channel, with volume control and P.C. Board. Can be ganged to make multi-way stereo mixers.

MAINS TRANSFORMERS ALL POST 75p

250 0 250V 70mA 6.5V 2A	£3.45
250 0 250V 80mA 6.3V 3.5A 6.3V 1A	£4.60
350 0 350V 80mA 6.3V 3.5A 6.3V 1A	£5.80
300 0 300V 120mA 2x6.3V 2A CT 5V 2A	£8.50
220V 45mA 6.3V 2A	£1.75
HEATED TRANS 6.3V 1/2 amp	£1.75
Ditto 3 amp	£1.75

GENERAL PURPOSE LOW VOLTAGE Tapped outputs

2 amp 3 4 5 6 8 9 10 12 15 18 25 and 30V	£5.30
1 amp 6 8 10 12 16 18 20 24 30 36 40 48 60	£5.30
2 amp 6 8 10 12 16 18 20 24 30 36 40 48 60	£8.50
3 amp 6 8 10 12 16 18 20 24 30 36 40 48 60	£11.00
5 amp 6 8 10 12 16 18 20 24 30 36 40 48 60	£14.50

12V 100mA	£1.00	20V 40V 60V 1 amp	£3.50
12V 750mA	£1.30	12V 300mA	£1.00
20V 3 amp	£2.45	10V 30V 40V 2 amp	£2.75
30V 5 amp and 17V 0 17V	£3.45	40V 2 amp	£2.95
2 amp	£1.95	20V 1 amp	£2.20
0 5 8 10 16V 1/2 amp	£1.95	20V 20V 1 amp	£2.95
9V 3 amp	£2.75	30V 0 30V 2 amp	£2.95
24V 3 amp + 48V 1/2 amp	£3.50	2 of 18V 6 amp	£9.00
30V 2 amp	£3.00	12-0 12V 2 amp	£2.95
30V 1 1/2 amp	£2.75	9V 1/2 amp	£1.30

AUTO TRANSFORMERS 115V to 230V or 230V to 115V 150W £8.00

250W £6.00. 400W £7.00. 500W £5.00

FULL WAVE BRIDGE CHARGER RECTIFIERS 6 or 12V outputs 2 amp 75p. 4 amp £1.25

CHARGER TRANSFORMERS 1 1/2 amp £6.80. 4 amp £8.00. 12V 1 1/2 amp Half Wave Selenium Rectifier 25p

BOOKSHELF SPEAKERS £16 pair Post £1 30



Teak or White. 13 x 10 x 6 in approx. 50 to 14,000 cps. 10 watts rms. 4 ohms.

EXTENSION SPEAKERS £3.95 ea.

These little marvels of modern sound reproduction are ideally suited for today's domestic audio set-up. Two of these smart spheres, each with 5 watt deep throated ceramic magnets, will produce superb stereo reproduction.

The globe shaped cases in high gloss mouldings of red or green are finished with chrome frontal trim and provided with screw-on rubber inset protective bases. In addition, 2 1/2 metres of strong lead already fitted with phono plug is supplied. Full Range. Frequency Response. Impedance 8 ohms. Power Peak 5 watts.

LOW VOLTAGE ELECTROLYTICS

1.2 4.5 8 16 25 30 50 100 200mF 15V 10p.

500mF 12V 15p; 25V 20p; 50V 30p.

1000mF 12V 17p; 25V 35p; 50V 47p; 100V 70p.

2000mF 6V 25p; 25V 42p; 420mF / 500V £1.30.

2500mF 50V 62p; 3000mF 25V 47p; 50V 65p.

3900mF 100V £1.60. 4700mF 63V £1.20. 2700mF / 76V £1.

5000mF 6V 25p; 12V 42p; 35V 85p. 5600mF / 76V £1.75

MANY OTHER ELECTROLYTICS IN STOCK

SHORT WAVE 100pF Air spaced gangable tuner. 95p.

TRIMMERS 10pF 30pF. 50pF. 5p. 100pF. 150pF. 15p.

CERAMIC, 1pF to 0.01mF. 5p. Silver Mica 2 to 5000pF. 5p.

PAPER 350V 0.1 7p; 0.5 13p; 1Mf. 150V 20p; 2mf. 150V 20p; 500V 0.001 to 0.05 12p; 0.1 15p; 0.25 25p; 0.47 35p.

MICRO SWITCH SINGLE POLE CHANGEOVER 20p.

SUB-MIN MICRO SWITCH, 25p. Single pole change over.

TWIN GANG, 385 + 385pF 50p; 500pF standard 75p.

365 + 365 + 25 + 25pF. Slow motion drive 65p.

120pF **TWIN GANG**, 50p; 365pF **TWIN GANG**, 50p.

NEON PANEL INDICATORS 250V. Amber or red 30p.

RESISTORS, 10Ω to 10M Ω 1/4W 1/2W. 20% 2p; 2W 10p.


HIGH STABILITY, 1/2W 2% 10 ohms to 1 meg. 12p.

Ditto 5%. Preferred values 10 ohms to 10 meg. 5p.

ELECTRO MAGNETIC PENDULUM MECHANISM 95p Post 30p

1.5V d.c. operation over 300 hours continuous on SP2 battery. fully adjustable swing and speed. Ideal displays. teaching electro magnetism or for metronome, strobe, etc.

BAKER MAJOR 12" £16.88 Post £1 00



30-14 500 c/s. 12in. double cone woofer and tweeter cone together with a BAKER ceramic magnet assembly having a flux density of 14,000 gauss and a total flux of 145,000 Maxwells. Bass resonance 40 c/s. Rated 25W. NOTE 4 or B or 16 ohms must be stated.

Module kit 30-17,000 c/s with tweeter crossover, baffle and instructions. Post £1 60 each. Please state 4 or 8 or 16 ohms.

BAKER "BIG-SOUND" SPEAKERS. Post £1 00 each

'Group 25'	'Group 35'	'Group 50/15'
12in	12in	15in
30W £12.96	40W £15.12	75W £28.08
4 or 8 or 16 ohm	4 or 8 or 16 ohm	8 or 16 ohm

BAKER LOUSPEAKER, 12 INCH. 60 WATT. GROUP 50/12, 4 OR 8 OR 16 OHM HIGH POWER. £22.68 Post £1 60

FULL RANGE PROFESSIONAL QUALITY. RESPONSE 30-16,000 CPS. MASSIVE CERAMIC MAGNET. WITH ALUMINIUM PRESENCE CENTRE DOME.

TEAK VENEERED HI-FI SPEAKERS AND CABINETS

For 12in or 10in speaker 20x13x12in £14.50 Post £2

For 13x8in or 8in speaker £8.50 Post £1

For 6 1/2in speaker and tweeter 12x8x6in £5.95 Post 75p

Many other cabinets in stock. Phone your requirements.

SPEAKER COVERING MATERIALS. Samples Large S A E

LOUSPEAKER CABINET WADDING 18in wide 20p ft

R.C.S. 100 watt VALVE AMPLIFIER CHASSIS



Four inputs. Four way mixing. master volume, treble and bass controls. Suits all speakers. This professional quality amplifier chassis is suitable for all groups disco P.A. where high quality power is required. 5 speaker outputs. A/C mains operated. Slave output socket. Produced by demand for a quality valve amplifier. 100V line output to order. Price £94. Send for leaflet. Suitable carrying cab £16.50. Price £94. carr £2 50

Horn tweeters 2 16kc/s 10W 8 ohm or 16 ohm £3.60.

Audax Tweeters 3-18kc/s 50W 8 ohm £7.50.

CROSSOVERS. TWO-WAY 3000 c/s 3 or 8 or 15 ohm £1.90. 3-way 950 cps/3000 cps £2.20.

LOUSPEAKERS P.M. 3 OHM 7x4in £1.50; 6 1/2in £1.80; 8 1/2in £1.90; 8in £1.95.

SPECIAL OFFER: 80 ohm 2 1/4in. 2 1/4in. 35 ohm. 3in. 25 ohm. 2 1/2in. 3in. 5x3in. 7x4in. 8 ohm. 2 1/2in. 3in. 3 1/2in. 5in. 15 ohm. 3 1/2in. dia. 6x4in. 7x4in. 5x3in. 3 ohm. 2 1/2in. 2 1/4in. 3 1/2in. 5in. dia £1.50 each.

PHILIPS ALLAN TWIN CONE LOUSPEAKERS 8in. 4 ohms. 4 watts. £1.95


RICHARD ALAN TWIN CONE LOUSPEAKERS 8in diameter 4W £2.50. 10in diameter 5W £2.95; 12in diameter 6W £3.50. 3/8/15 ohms, please state

MOTOROLA PIEZO ELECTRIC HORN TWEETER. £7.95

Handles up to 100 watts. No crossover required.

Black Plastic Construction Box with brushed aluminium fascia. Sturdy job. Size 6 1/4 x 4 1/4 x 2 in. £1.50

BAKER 150 WATT PROFESSIONAL MIXER AMPLIFIER



All purpose transistorised. Ideal for Groups, Disco and P.A. 4 inputs speech and music. 4 way mixing. Output 4 8/16 ohms a.c. Mains. Separate treble and bass controls. Master volume control. Guaranteed. Details S A E £79 £1 50 carr.

100 WATT DISCO AMPLIFIER volume, treble bass controls. 500 M V or 1 volt input. Four louspeaker outputs 4 to 16 ohm. All transistor £59

GOODMANS COMPACT 12-INCH BASS WOOFER



Standard 12in diameter fixing with cut sides 10 1/2 square. 14 000 Gauss magnet. 30 watts R M S. 4 ohm imp. Bass resonance = 30 c/p/s. Frequency response 30-8000 c/p/s. £10.95 each Post £1

ALUMINIUM HEAT SINKS. FINNED TYPE. Sizes 6 1/4" x 4 1/4" x 2 1/4" 95p. 6 1/2" x 2 1/2" x 2 1/4" 65p.

BALANCED TWIN RUBBER FEEDER 300 ohms. 5p yd.

JACK SOCKET Std. open-circuit 20p. closed circuit 25p; Chrome Lead-socket 45p. Mono or Stereo.

Phono Plugs 8p. Phono Socket 8p.

JACK PLUGS Std. Chrome 30p; Plastic 25p; 3.5mm 15p.


STEREO JACK PLUG 30p. SOCKET 25p.

DIN SOCKETS Chassis 3-pin 10p. 5-pin 10p.

DIN SOCKETS FREE 3-pin 25p. 5-pin 25p. DIN PLUGS 3-pin 25p; 5-pin 25p. VALVE HOLDERS, 10p; CANS 10p.

TV CONVERGENCE POTS 15p each. Values = 5, 7, 10, 20, 50, 100, 200, 250, 470, 2000 ohms.

MONO PRE-AMPLIFIER. Mains operated solid state pre-amplifier unit designed to complement amplifiers without low level phono and tape input stages. This free-standing cabinet incorporates circuitry for automatic R I A. Equalisation on magnetic phono input and N A B. Equalisation for tape heads. Power ON/OFF. PHONO, TAPE switches and pilot lamp are on the front panel. phono socket input and output are rear located. £4.50 each or £8 pair. Post 50p



RADIO COMPONENT SPECIALISTS 337 WHITEHORE ROAD, CROYDON

Radio Books and Components Lists 20p. (Minimum posting charge 30p.) Cash prices include VAT. (We accept Access or Barclaycard. Phone your Order) Tel. 01-684 1665

TRANSISTORISED 3cm RADAR AMPLIFIER SWITCH: with 24v waveguide switch, .9 x 4 cm ins. with crystal CV.2355 and spark gap VX.1046. £16.20 + £1.00 post.

TRANSISTORISED VIDEO INDICATOR (used with above amplifier): 1½" C.R.T. £10.80 + £1.00 post.

VACUUM & PRESSURE SEAL TEST EQUIPMENT: Complete with 3 x 4" gauges indicating 0-20lbs p.s.i., 0-30lbs vacuum. With stand, hand pump, etc., £32.40 + £3.00 carr.

INSULATION TEST SET 0 to 10 KV, negative earth, with Ionisation Amplifier, 100/230 Volts. AC £45.90, carr. £3.00.

RACAL RA-17 RECEIVER 500KHz-30mHz, s/hand, good condition, £365.00 (including VAT 12¼%).

AVO TRANSISTOR ANALYSER CT.446: £37.80, carr. £2.20.

MARCONI FREQUENCY METER 1026/4: 2000-4000mHz 'as new' condition. £32.40 or secondhand condition £24.30.

1026/2: 100-160mHz £32.40 'as new' or s/hand £24.30. Carriage for all type £2.00.

BURGLAR ALARM BELL: 6-8v. d.c. £3.24 + £1.00 post.

MURHEAD ATTENUATORS: 75 ohms 0-8Mc/s 3V MAK 3 ranges 0-5, 0-25, 0-50dB. £3.24 + 75p post.

TELEPRINTER TYPE 7B: Pageprinter 24v. d.c. power supply, speed 50 bauds per min. S/hand cond. (excellent), no parts broken £21.60, carriage £3.50.

AUTO TRANSFORMER: 230v. 50c/s. 1000 watts. Mounted in strong steel case 5" x 6½" x 7". Bitumen impregnated. £12.96, carr. £2.00.

CRYSTAL TEST SET TYPE 193: Used for checking crystals in freq. range 3,000-10,000kHz. Mains 230v 50hz. Measures crystal current under oscillatory conditions and the equivalent resistance. Crystal freq. can be tested in conjunction with a freq. meter. £27.00, carr. £2.00.

ELECTROLYTIC CAPACITOR REFORMING UNIT NO. 1. 230v a.c. input 0-100mfd 6 to 450 volts in 10 ranges complete with leads and plugs. £15.00. Carriage £3.00.

FIELD FLUID SAMPLING SET TYPE TP/SKP/10,000 with thermal control milliporer oil sampling kit. £125.00. Carriage £4.00.

JERROLD VC12 Voltage Comparator £65.00. £3.00 carriage.

JERROLD MODEL 707 FREQUENCY METER. 7.5mHz to 39mHz. £85.00. Carriage £3.00.

RING TOROIDAL DUST CORES: Size 2½" outside, 1¼" inside, 5/16" thick. Box of two £1.10 + 30p post.

ROTARY INVERTERS TYPE PE-218E: Input 24-28v. d.c. 80 amps, 4,800rpm. Output 115v. a.c. 13 amp 400 c/s. 1Ph. P.F.9 £21.60 + £3.00 carr.

R.F. POWER RADIATION METER CT.477. Covering X, S and L bands. £125.00. Carriage £4.00.

RECTIFIER UNIT: 200-250v. a.c. input, 24v. d.c. at 26 amps output continuous rating. £37.80, carr. £5.00.

MARCONI SIGNAL GENERATOR 801/DS: 10-480mHz. £318.60.

ROTARY CONVERTER: 24 volts d.c. input. 230 volts. 100 watts output. £27.50, carriage £4.00.

SIEMENS POWER METER 0-12kmHz 1mw to 500mw, 6 ranges 0-17dB 50 ohms. £85.00. Carriage £3.00.

RADIO TELETYPE TERMINAL SET SG1A 115 volts a.c. £17.50, carriage £3.00.

TELEGRAPH DISTORTION TEST SET TYPE 5CBV 230 volts a.c. £25.00, carriage £3.00.

RESONATOR PERFORMANCE CT.424 8.5 to 9.0 kmc/s 3cm. £75.00, post £2.00.

ALUMINIUM TRIPOD (extra strong) will support 50lb. Extends to 56in. £10.00, carriage £3.00.

INVERTER 24 volts d.c. input 400 cycles 1pH 6600 r.p.m. 200 volts peak. £7.50, £1.50 post.

OXYGEN BOTTLE 1800lb. w.p. £10.00, carriage £3.00.

VOLTAGE REGULATOR 120 volts 62 amps. £17.50 each or two for £32.50, carriage £4.00 each.

NOISE SOURCE UNIT with CV.1881 noise source mount. Produces thermal noise 15.5dB 200/250 a.c. £75.00.

LOW SPEED TAPE COMPARATOR (Datronic) ¼" tape. £45.00, £5 carr.

ADDO 1" TAPE REPRODUCER: £65.00, carriage £5.00.

MURHEAD D514 T.M.S.: 12v d.c. or 100-250v a.c. volts input. Range 100-40,000Hz. £15.00, carriage £4.00.

AUTOTUTOR MARK II: (Viewer Training Aid) 230v a.c. Designed for use in intrinsic programming method, info stored on microfilm and projected through optical system onto viewing screen. £120.00.

BARGAIN MAPS
Large stocks of unused U.S.A.F. surplus maps, weather charts, etc. including:—

- ONC-E1 — U.K. in full and part N.W. Europe. Scale 1:1,000,000.
- JNC-9N — N. Europe. U.K., Scandinavia. Scale 1:2,000,000.
- JN-21N — Europe (Mediterranean). Scale 1:2,000,000.

SIZE: 58" x 42", colour. Many others. Please send S.A.E. for list.
Price each 70p (inc. p+p)

25 x Maps (either same type OR assorted) £10.00 + £1.00 p+p.
10 x Maps (either same type OR assorted) £6.00 (inc. p+p)

Above prices include VAT at 8% (except where stated)
Carriage quotes given are for 50-mile radius of Herts.

Visit our new shop in Ware High Street (old A10) opposite Church. 100s of individual bargains for callers. If you wish to collect any of the above items please telephone prior to calling to avoid disappointment.

W. MILLS

3 & 3a BALDOCK STREET, WARE, HERTS. SG12 9DT
WARE 66312 (STD 0920)

West Hyde have more than 600 different instrument cases in stock + accessories

WH CABLE GLANDS

CAGM	.49
CAGN	.49
CAGP	.44
CAGO	.47
CAGR	.47
CAGS	.54
CAGT	.62
CAGU	1.30


We have a surprisingly large demand for these cable glands. They are suitable for use with any of our weather proof housings and are used for cables up to 24.5 mm dia. Moulded in black nylon, are particularly good for circular PVC and rubber sheathed cables.



WH CHIRI CONNECTORS

A first class connector system, well thought out, efficient, simple, and the cost is very low. Ideal for board connections, plug-in resistors etc. the pins can be used for arranging different divide ratios or as test points.

CHR 400 1	.32	CHR 400 7	1.22
CHR 400 2	.57	CHR 400 9	1.66
CHR 400 3	.65	CHR 401 0	1.66
CHR 400 5	.90	pk 100 pins	£1.04



WH ILEX & SORREL

Push fit or screw fitting, nylon, insulating, mounting pillars. For fast assembly, fits different size boards one above the other.

I LX 025	.25"	per 10	.35
I LX 050	.5"		.35
I LX 075	.75"		.39
I LX 100	1"		.44
I LX 150	1.5"		.59

Screw fix per 10:
SOR 012 .12" .37
SOR 025 .25" .47
SOR 050 .5" .47
SOR 075 .75" .53



WH CUTTING TOOLS

Bradrad drills and deburs, thin or thick, plastic or steel. £17.00
6-36mm or ¼"-1½"

Adel nibbing tool cuts virtually any shaped hole. £9.16

Consect powered reamer.
6-20mm £5.15
16-30mm £9.37
25-40mm £12.50
37-52mm £15.28

Reamers for plastic or metal.
3-12mm £8.25
9-25mm £9.65



WH KNOBS

Send for Mentor Catalogue

Hundreds of knobs to choose from


West Hyde stock thousands of knobs collet, screw fixing, plastic, aluminium, fluted, textured, s.p.joint, wing, pointer, insulated, slow motion, digital, crank handle, heavy duty, contemporary, dual, diamond turned. With shafts 3 mm to 10 mm and diameters from 8 mm to 58 mm. See catalogue for prices.



WH HANDLES


West Hyde have a wide range of high quality handles in nylon, chromium, anodised, flush, extruded, carrying and heavy duty.

Chromium from 81p Extruded from 2.19
Nylon from 1.06 PVC from 76p
Pivoting from 4.37
Flush precision from 5.28
V. heavy duty from 8.25




WH STORAGE SYSTEM

Stackable stove enamelled cabinets in three heights, all equal width and depths with movable shelves. Drawers in medium impact styrene with moulded handles and label slots in six sizes. Loose dividers fit lengthwise and crosswise.
Prices from £6.68 to £17.36



WH PANAVICE

The Panavice has a 180° tilt action and turns a full circle locking in any position. Has a unique system of interchangeable components in world wide use.
(See catalogue)
303 Vert. vice head 8.31 304
Hor. vice head 8.58
366 Wide opening head 8.78
380 Vacuum base 15.51
305 Low base 10.12
Jaws from 2.02 to 2.29



NOTE NEW ADDRESS All West Hyde cases are available with substantial discounts for quantities. Most cases have discounts at 5, 10 and 25 off with discounts up to 25% at 100 off. Prices include P & P and are less 10% if collected on first two price breaks on cases only. Send for catalogue. Prices correct at press date.
WEST HYDE DEVELOPMENTS LIMITED, Unit 9, Park Street Industrial Estate, AYLESBURY, BUCKS. HP20 1ET. Phone: Aylesbury (0296) 20341. Telex: 83570 WW-094 FOR FURTHER DETAILS

SEND FOR SINTEL FREE CATALOGUE

SINTEL

FAST SERVICE We guarantee that Telephone Orders for goods in stock, received by 4.15 p.m. (Mon-Fri) will be despatched on the same day by 1st Class Post (some heavy items by parcel post) and our stocking is good. Private customers should telephone and pay by giving their Access or Barclaycard number, with a minimum order value of £5. Official orders, no minimum.

THE SINTEL SIX DIGIT MAINS CLOCK KIT

with BLEEP ALARM and TOUCH SWITCH SNOOZE

- HIGH BRIGHTNESS DISPLAY
- AUTOMATIC INTENSITY CONTROL
- DEEP RED DISPLAY FILTER
- SLIM WHITE CASE
205mm x 40mm x 140mm
- BATTERY BACK-UP
- CRYSTAL CONTROL FOR IMPROVED ACCURACY



Order as **ACK + BBK x XTK** £34.50

The ACK is also available without battery back-up and crystal control. Order as **ACK** £28.80

The kit is supplied complete with the exception of a mains plug, cable and battery.

OTHER SINTEL CLOCK KITS

- 4 Red Digit **DESK CLOCK** w. 154mm h. 154mm d. 85mm
- 4 Green Digit **DESK CLOCK** w. 154mm h. 40mm d. 85mm
- 4 Red Digit **CAR CLOCK** w. 154mm h. 40mm d. 85mm
- 50Hz **CRYSTAL TIMEBASE KIT**

CODE	PRICE
111-222	£15.50
GCK	£12.95
AUT-CK	£18.85
XTK	£5.45

NEW PRICES AND SOME NEW CMOS ADDITIONS

If you need your CMOS by return—buy it from SINTEL

CD4000 0.15	CD4027 0.44	CD4051 0.82	CD4086 0.64	CD40182 1.40
CD4001 0.17	CD4028 0.77	CD4052 0.82	CD4089 1.39	CD40192 1.40
CD4002 0.17	CD4029 1.03	CD4053 0.82	CD4093 0.80	CD40193 1.40
CD4006 1.04	CD4030 0.50	CD4054 1.04	CD4094 1.69	CD40194 1.19
CD4007 0.18	CD4031 2.00	CD4055 1.18	CD4095 0.94	CD40257 1.48
CD4008 0.87	CD4032 0.89	CD4056 1.18	CD4096 0.94	CD4502 0.81
CD4009 0.50	CD4033 1.25	CD4059 4.29	CD4097 3.35	CD4510 1.01
CD4010 0.50	CD4034 1.71	CD4060 1.00	CD4098 0.98	CD4511 1.25
CD4011 0.18	CD4035 1.06	CD4063 0.98	CD4099 1.85	CD4514 2.47
CD4012 0.20	CD4036 2.86	CD4066 0.55	CD40100 2.50	CD4515 2.82
CD4013 0.43	CD4037 0.85	CD4067 3.35	CD40101 1.51	CD4516 1.01
CD4014 0.83	CD4038 0.96	CD4068 0.20	CD40102 2.13	CD4518 0.97
CD4015 0.83	CD4039 2.78	CD4069 0.20	CD40103 2.13	CD4520 1.04
CD4016 0.48	CD4040 0.97	CD4070 0.48	CD40104 1.10	CD4527 1.43
CD4017 0.79	CD4041 0.75	CD4071 0.20	CD40105 1.06	CD4532 1.21
CD4018 0.83	CD4042 0.69	CD4072 0.20	CD40106 0.82	CD4555 0.78
CD4019 0.50	CD4043 0.88	CD4073 0.20	CD40107 0.69	CD4556 0.78
CD4020 1.11	CD4044 0.84	CD4075 0.20	CD40108 5.36	MC14528 0.93
CD4021 0.90	CD4045 1.26	CD4076 1.17	CD40109 1.03	MC14553 4.43
CD4022 0.82	CD4046 1.20	CD4077 0.39	CD40180 1.19	IM6508 8.05
CD4023 0.18	CD4047 0.89	CD4078 0.20	CD40181 3.40	
CD4024 0.70	CD4048 0.59	CD4081 0.20		
CD4025 0.20	CD4049 0.50	CD4082 0.20		
CD4026 1.55	CD4050 0.43	CD4085 0.64		

DATA BOOKS

Illustrating Basic	£2.45
Intel Memory Design Handbook	£5.00
Intel 8080 Microcomputer System User's Manual	£6.50
Intel 8085 Microcomputer System User's Manual	£6.50
Motorola Booklet From the Computer to the Microcomputer	£1.80
Motorola CMOS Databook (Vol 5 Series B)	£3.50
Motorola M6800 Microprocessor Applications Manual	£12.95
Motorola M6800 Programming Manual	£5.35
National SC/MP Inprokit User's Manual	£0.75
National SC/MP Technical Description	£1.80
National Semiconductor TTL Databook	£2.10
RCA CMOS and Linear IC Databook	£5.45
Texas Instruments Pin Configuration Guide. A very useful set of gloss cards showing top and bottom pinout views of 7400 ICs plus many others (T.I. Memories, Op Amps, etc)	£2.95
The Best of Byte	£11.95
Z80 Assembly Language Programming Manual	£7.50
Zilog Z80 CPU Technical Manual	£5.60
Zilog Z80-CTC Product Specifications	£0.80
Zilog Z80 P10 Technical Manual	£3.30
DATASHEETS at 75p each on IM6100, 6800, SC/MP, CDP1802, 2650, TMS5501, TMS8080, 9131, Z80 & P. Intel 8085. Also free data on some components	

ASSEMBLED LATCHED COUNTER MODULES



Our range of Industrial Latched Counter Module Kits is now available ready-built. These counters use both CMOS and TTL ICs and will save you considerable design, purchasing, building and de-bugging time. Each module uses a set of red LED displays, and features a single in-line plug and socket. Instructions are provided. For full details please send for Catalogue.

	TTL				CMOS			
	Part No	Built	Part No	Kit	Part No	Built	Part No	Kit
2 digit	401-484	£13.22	526-412	£10.52	985-568	£13.02	548-470	£10.42
4 digit	715-484	£23.38	657-412	£17.98	512-568	£22.63	869-470	£18.11
6 digit	293-484	£33.76	721-412	£25.66	393-568	£32.31	191-470	£25.85

SOLDERCON PINS	CLOCK CHIPS	DISPLAYS	MEMORIES	MEK6800D2	190.00	
						1.85
100 0.50	AY51202 3.10	FN500 C.C. Type 1.30	2102A-6	1.85	MC6820	6.94
1000 4.00	AY51224 3.45	TIL321 C.A. Type 1.30	2102A-4	2.90	Z80A-CPU	22.40
3000 10.50	MK50253 5.40	5L101 C.A. Type 4.90	2112-4	8.80	Z80A-CTC	12.25
		CRYSTALS	2708	8.05	Z80A-PIO	12.25
		32 768KHz	2.95	6508-6		

Our offices are at 209 Cowley Road, Oxford, but please do not use this as a postal address.

OFFICIAL ORDERS ARE WELCOME from Companies, Government Departments, Natn. Inds., Univs., Polys., etc.

ORDERS: C.W.O. add VAT at 8% + 35p p&p. TELEPHONE and CREDIT (Invoice) Orders add VAT at 8% + 60p p&p (minimum charge, the balance will be added at cost). **FAST SERVICE.** EXPORT Orders welcome, no VAT but add 10% (Europe), 15% (Overseas) for Air Mail p&p. For Export postage rates on heavy items—contact us first.

ORDERS TO: SINTEL
PO BOX 75C, OXFORD
Tel: 0865 49791



SINTEL

WW—058 FOR FURTHER DETAILS

COMPUTER APPRECIATION

86 High Street, Bletchingley, Redhill, Surrey RH1 4PA. Tel: Godstone (0883) 843221

PDP 8F SYSTEM comprising 8K processor with KEBE extended arithmetic option, DK8EC real time clock, KPBE power fail detect, MR8E ROM, TDBE DECTape controller, TU56 twin DEC tape unit, KLBE asynchronous interface. SOFTWARE includes OS8 on DECTape. The system is 4 years old, but has had less than 200 hours' use. **£3,650.00**

PDP 8M PROCESSOR with 4K core, KLBE asynchronous interface, MIBE ROM Bootstrap loader, KPBE power fail detect and VKBE control providing high speed video signals for alphanumeric and 189 x 200 point-plot GRAPHICS display. The VKBE also provides for keyboard data input, and driving capability for a printer. **£1,200.00**

PDP 11/20 SYSTEM comprising 8K processor, ASR33 teletype, TREND Model HSR 500 tape reader, WESTREX Model BRPE110 tape punch, CENTRONICS Model 101A 120 cps matrix printer and twin TRANSDATA floppy disc drive. SOFTWARE includes RT11. **£4,900.00**

NATIONAL SEMICONDUCTOR SC/MP Low Cost Development System with 512 bytes RAM & PROM monitor. Also provided are keypad entry and LED display, and 20mA teletype interface. There are 3 slots for expansion and BASIC is available from NS on PROM. **£225.00**

DEC OPTIONS, MODULES & PERIPHERALS. Large variety available, including MF11UP, KW11P, DL11W, UD38, LA36. Please send for list.

TELETYPE Model ASR33 either 20mA Current Loop or CCITT V24 interface. Reader control for DEC and DATA GENERAL machines usually available on short delivery. **£375.00-£475.00**

- ★ A stock list is now available at 25p including postage.
- ★ VAT and carriage extra on all items.
- ★ We are keen to bid competitively for all good used equipment.

TELETYPE Model KSR 33 with parallel I/O **£175.00**

MOORE REED KSR 33 in suitcase version, RS 232, as new **£295.00**

MOORE REED KSR 33. As above, but without RS 232 interface, and with acoustic coupler **£250.00**

OLIVETTI Model 328 terminal with correspondence quality upper/lower case character set and tape reader/punch **£345.00**

VIATRON SYSTEM 21 intelligent microprocessor controlled terminal. With keyboard, VDU, single cassette unit and 7-track tape drive **£325.00**

PHILIPS key to mag. tape unit featuring reel-to-reel 9-track tape drive, electronic keyboard, 74 series logic **£150.00**

ICL High Speed (250 cps) PAPER TAPE READER, with photocell amplifiers and facility to stop on a character **£68.00**

ICL PTR as above, but earlier version **£48.00**

REPCO Model 120 matrix printer, 120 cps. Parallel TTL input, electrosensitive paper **£225.00**

EASTMAN High Speed Camera for making 16mm films at speeds from 500-3,000 fps **£150.00**

Audio Connectors

Broadcast pattern jackfields, jackcords, plugs and jacks.

Quick disconnect microphone connectors. Amphenol (Tuchel) miniature connectors with coupling nut.

Hirschmann Banana plugs and test probes, XLR compatible in-line attenuators and reversers.

Low cost slider faders by Ruf.

Future Film Developments Ltd.
36-38 Lexington Street
London W1R 3HR
01-437 1892/3

J E S AUDIO INSTRUMENTATION



Illustrated the Si 451 Millivoltmeter — pk-pk or RMS calibration with variable control for relative measurements. 50 calibrated ranges **£60.00**

Si452	£48.00	Si453	£60.00
Distortion Measuring Unit		Low distortion Oscillator, Sine	
15 Hz — 20 KHz — .01%		— Square — RIAA	

PRICES plus VAT


J. E. SUGDEN & CO. LTD. Tel. Cleckheaton (0274) 872501
GARR STREET, CLECKHEATON, W. YORKS BD19 5LA

WW—090 FOR FURTHER DETAILS




BARREL TYPE X-Y PLOTTER ASSEMBLY

BARREL TYPE X-Y PLOTTER ASSEMBLY
120V Stepping Motor. Provision for Pen (Pen not supplied). AS PICTURE **£55 ea.** With alternative motor for non-reversible requirements recorder/printer applications etc **£48 ea.** With Pen and Paper guides **£78.** With Pen, Sprocket and Paper guides **£88.** other voltage options available. P&P all units **£2.50.**



X-Y PLOTTER ASSEMBLY

X-Y PLOTTER ASSEMBLY
Consisting of frame with X & Y assemblies (No pen but provision) Bed size 12" x 9". Motor options 120V only **£43.45 ea.** 120V (Can be changed to 12/24V), data supplies **£51.15 ea.** 12/24V **£70.40 ea.** P&P all versions **£2.50.**



PAPER TAPE READER ASSEMBLY

PAPER TAPE READER ASSEMBLY
Rigid alloy frame 8 hole. High quality stepping motor. Directly driven from 120V reads 30 char. per sec. Reversible. Can be DC Stepped faster or slower. Steel paper guides. Without Opto-sensor **£27.50 ea.** With Optics **£45 ea.** P&P **£2.**

STEPPING MOTORS ONLY
Motors as used in plotters etc. All motors 200 steps per revolution. 20 oz. inch torque. 120V 1000-1000 ohm. Can be changed with care to 12/24V. Data supplied **£8 ea.** P&P **£1.** Supplied for 12/24V operation **£13 ea.** P&P **£1.** Just think about the uses!

OSCILLOSCOPE TUBES

Brand New Boxed. — Carriage all tubes **£3.25.** Telequipment S52. **£10 ea.** D51. **£15 ea.** S42. **£10 ea.** D53A. **£20 ea.** D52. **£15 ea.** S31. **£10 ea.** Bradley 200. **£85 ea.** Advance OS3000. **£85 ea.** GEC types 924F. **£25 ea.** 924E. **£17.50 ea.** 1496B. **£75 ea.** Brimar D13-51GH. **£65 ea.** D10-210GH/32. **£40 ea.** D13-46GM. **£35 ea.**
NOT BOXED — NEW — WARRANTED. Telefunken D14-131 replacement for Solartron CD1740. Cossor CDU150. S.E. Labs SM112 and GEC/MOV 1474 at **£55 ea.**

BUILD YOUR OWN BUS

Approx 1 1/2 metre multiway ribbon cable terminated each end with a 50-way female edge connector. Takes 0.1 printed circuit board **£2 ea.** P&P **75p.**

TELEPHONES. Post Office style 746 Black or two-tone **£6.50 ea.** Modern style 706 Black or two-tone grey **£4.50 ea.** P&P **£1.**

HANDSETS only 706 style **£1.75 each.** Older style **£1.** P&P **75p.**

TELEPHONE EXCHANGES. Eg 15-way automatic exchange only from **£95.**

POWERFUL MINIATURE GERMAN 12V REVERSIBLE MOTOR. No load current 70MA. excessive load 400MA. Size 1 1/2 x 13/16" dia. Shaft 5/16 x approx 1/16" dia. **50p each.** P&P **40p.**

NOW—INCREASE AREA GIVEN TO PICK-A-PACK AT 50p per lb

Larger volume of new components you can't afford to miss*

TEKTRONIX OSCILLOSCOPES

541A with G Plug-in **£160.** 545 with CA Plug-in **£200.** 547 Main Frame **£81A.** Main Frame **£535** with B2 Plug-in **£425.** 661 with 4S1 **£350.**

Stocks of better oscilloscopes always changing. Enquiries please. Plug-in units not sold separately

R & S Audio Freq. Spectrograph BN48301 **£650.**
MARCONI Sweeper TF1099 **£45 each.**
H.P. Oscilloscope Type 1858 **£100 each.**
TEKTRONIX OSCILLOSCOPE Type 502 High Gain Limited bandwidth **£185 each.**
R & S POWER METER BNRD-BN2412/50 **£50.**
R & S Z-g DIAGRAPH 300.2400MHZ BW3512. Good condition **£60.**
R & S ENOGRAPHER G Type BN 18531 **£120.**
H.P. TRANSFER OSCILLATOR 540B **£30 each.**
H.P. AC/OHMS CONVERTER 2410B **£80.**
H.P. DIGITAL COMPARATOR **£80.**
PLUG-INS for Telonic Sweeper SM2000. From **£50 each.**
TEKTRONIX SWEEPER SD3M. 425-930MHZ **£120 each.**
KNOTT WOBBLULATOR SYSTEM Type WM82B BN851 with WMC BN852 and WMA BN850 0-50MHZ **£700.**
MARCONI TF868 UNIVERSAL BRIDGE **£70 each.**
AIRMEC SIGNAL GENERATOR Type 204 1-320 MHz **£250.**

R & S POLYSCOPE SWOB1 at the low price of **£375 each.** Some **POLYSCOPE** SWOB11 at **£550 each.**

MARCONI SIGNAL GENERATOR. Freq. range 10-470MHZ Type TF801B/3/S **£160 each.**
POLARAD RECEIVER Model FIM B2 1-10GHZ **£325.**
RHODE & SCHWARZ Turntable Indicating Amp UBM **£75.**
FM/AM SIGNAL GENERATOR Type AN/USM 16. 10 to 420MHZ. Limited quantity **£195 each.**

TRIPODS P&T HEAD **£22.50 each**

BRUEL & KJOER Automatic Vibration Exciter Type 1016 Sine Wave sweep from 5Hz to 10KHz **£75 each.**
GENERAL RADIO PULSE SWEEP GEN. Type 1391B **£90.**
GENERAL RADIO. Osc. Unit 1209B. 250-920Megs **£50.**

★ TRANSISTORS/DIODES/RECTIFIERS, ETC. ★

Guaranteed all full spec. devices. Manufacturers Markings

At **5p each**
BC147. 2N3707. BC172B. BC251B. BC348B. BC171A/B. BC413. D10. BAX13. 1N937. BAT02B. BZX83. 1N561. 2N5040

At **10p each**
1N4733A. SN7451N. BYX10-15KV 0.36A. BYZ10 **15p ea.** TIP34A — **50p ea.** BD538 — **40p ea.** Heavy Duty Bridge Rectifier — **20p ea.** CA3123E — **£1 ea.** BDY55 — **£1 ea.** 2N3055 — **40p ea.** TIP31B **12p ea.** TBA560CO **£2 ea.** 1N4436T-TO3 Flat mount 10A 200piv **£1 ea.** 2N5879 with 2N5881 Motorola 150W Comp. pair **£2.** BD535. BD538 Comp. pair — **75p.** Linear Amp 709 — **25p ea.** P&P Extra on all items
FINNED HEAT SINK — single TO3 — size 4 1/4 in x 3 in x 1 1/4 in **50p ea.** P&P **75p.** Texas Bridge Rectifier 5SB05 50V 5A **60p ea.** P&P **20p.**
MOTOROLA POWER TRANSISTORS type W0993/441. T03 Min voltage 500. **20p ea.** P&P **15p.**

DON'T FORGET YOUR MANUALS S.A.T. WITH REQUIREMENTS

EX-MINISTRY OSCILLOSCOPE CT436 Double Beam DC-6" MHz **£120**

A MILLION MUST GO

HIGH NOISE IMMUNITY LOGIC DUAL IN LINE 16-PIN CERAMIC 12V Rail. Conventional TTL package. Guaranteed spec. devices. Full data **2p ea.**
MIXED PACKAGE — **£1 P&P 25p.**

MARCONI VALVE VOLTMETER TF4288 **£12.50 each.**

MARCONI RF POWER METER. TF1020A/1.75 ohm **£65.**
JERROLD SWEEP GENERATOR 900A **£165.**
POLARAD SPECTRUM SIGNATURE MONITOR 140MHZ ± 12.5MHZ. Sensitivity 120dbm. Price from **£250.**
POLARAD SPECTRUM ANALYSER. Late model from 10MHZ to 40MHZ Plus. Very low incidental FM **£800.**
POLARAD SIGNAL GENERATOR GB2/G-711 **£250.**
GENERAL INSTRUMENTS TRANSFER FUNCTION & IMPEDANCE BRIDGE Type 1607A. In transit case Complete **£525.**
RACAL UNIVERSAL COUNTER TIMER UNIT 100MHZ Ex-Ministry **£50 each.**
MARCONI SIGNAL GENERATOR TF1060 **£185**
BRADLEY MULTIMETER CT471 **£45 each.**
HEWLETT PACKARD Pulse Gen. 212A **£55 each.**
HEWLETT PACKARD microwave frequency converter Type 2590B **£175.**
MARCONI CT44 Watt Meter 0-6 watts **£25 each.**
MARCONI Signal Generator TF867 15kc-30MHZ **£55.**
SPERRY MK2 RADAR UNIT. As in — no info **£85.**
AVO TRANSISTOR & DIODE TESTER CT537. **£50 each.**
AUTO TRANSFORMERS. 240V input. 110V output. 1.25KVA **£18 each.** Carr. **£2.75.**

TELETYPE ASR28 with built-in tape reproducer and print on tape facility **£450.**

FEED BACK LTD. Wave Form Gen. Sin/Trap/Saw/Sq + DC offset **£80.**
FLUKE AC-DC VOLTMETER. Model 803B **£90 each.**
WOODEN C.V. TRANSFORMERS. 230V input. 5.5V 5A output **£2 each.**
ALCAD CELLS 40AP Type EP4. Size 4 1/2 x 2 1/2 x 9 high. Supplied less fluid **£4 each.** P&P **£1.75.**

TELETYPE ASR28 with built-in tape reproducer and print on tape facility **£450.**

FEED BACK LTD. Wave Form Gen. Sin/Trap/Saw/Sq + DC offset **£80.**
FLUKE AC-DC VOLTMETER. Model 803B **£90 each.**
WOODEN C.V. TRANSFORMERS. 230V input. 5.5V 5A output **£2 each.**
ALCAD CELLS 40AP Type EP4. Size 4 1/2 x 2 1/2 x 9 high. Supplied less fluid **£4 each.** P&P **£1.75.**

LOOK AT THESE PRICES

BURROUGHS 9 digit PANAPLEX numeric display. 7 segment 0-25 digits with red bezel. **£1.95 ea.** P&P **30p.**
MINIATURE ANHKE Type ITT 5870ST. Digit size 0.5 Wire ended. **50p each.** P&P **20p.** 4 Tor **£1.75 P&P 30p.**

TRANSFORMERS 115V AC input. Secondary 30V and 2.6V 10VA. **50p ea.** P&P **50p.**

CALCULATOR CHIP: GENERAL INSTRUMENTS type GIMT4 with Data. **£1.60 ea.** P&P **20p.**
21-WAY SELECTOR SWITCH. Single pole with reset coil 240V AC coils. Additional switch contacts for auto reset etc. **£1.75 each.** P&P **75p.**

SNAIL BLOWER 110V AC 500 MA. Brand new by Airflow Developments. Quiet and very good looking. **£3.50 ea.** P&P **£1.**
POTTER & BRUMFIELD 18-48V DC Relay 3 pole c/o. Heavy Duty. Plug-in type with base **50p ea.** P&P **25p.**

MINIATURE KEYBOARD. Push contacts marked 0-9 and A-F and 3 user definable keys. **£1.75 ea.** P&P **35p.**

MULLARD CORE LA4245 at **15p ea.** P&P **10p.**
CLARE REED RELAYS 24V DC Coil. Single pole make. Size 1 1/4 x 7/16 x 7/16 at **25p ea.** P&P **10p.**

ROTRON CENTAUR FANS Size 4.5 x 4.5 x 1.5 115V 5 blade. **£4 ea.** P&P **75p.**

Min. PLUG-IN type RELAYS. Plastic covers. 2-pole c/o 24V 25p ea. P&P **15p.**

CROUZET/MURTEN SCHWEIZ MOTORS. 110V 50HZ 4 rpm. Gear box can be removed. **75p ea.** P&P **75p.**

FRAMCO MOTORS. 115V 50HZ Input single phase. 1/12th HP. 1450 rpm. on silent mount. New condition **£2.75 ea.** P&P **£1.75.**

PYE DYNAMICS THICK FILM 1MHZ Clocking Oscillator. 5V supply. Size 19x25x6mm. Drives one TTL load **72p ea.** P&P **15p.**

COMPRESSOR UNIT. Compact. 115V 50HZ single phase 1.5A continuous 1425 rpm. Outside piston housing approx 3" **£18 ea.** P&P **£12.**

BROOKE CROMPTON & PARKINSON extractor fan assembly 240V operation **£2.75 ea.** Carr. **£3.25.**

MAGNETIC DEVICES. Plug-in RELAYS 240V AC 3-pole c/o. Heavy duty 10 amp. Complete with base — £4 brand new equipment NOT USED — on sub-assembly **£2.50 P&P £1.00** or **£1.25 ea.** P&P **45p.**

SMALL MAINS TRANSFORMER 240V Pri. 12V 100MA sec. 60x40x42mm. **50p ea.** P&P **75p.**

G.I. BRIDGE RECTIFIER type W01 (ideal for above) **17p ea.**

FAIRCHILD FND10 7 segment display 0-15 Red. Common cathode **65p ea.** P&P **15p.**

MULLARD TUNER MODULES — with data
LP1171 combined AM/FM IF strip 10-7MHz **£3.50 ea.** P&P **50p.**

LP1179 FM front end with AM tuning and 87.4MHz to 104.5MHz tuning 10.7MHz IF **£3.50 ea.** P&P **50p.**

The Pair **£5.75 P&P 75p.**

POWER UNIT MODULE containing 2 small, 3 med & 1 large ferrite cores 3-703 power transistors, caps, resistors, high powered diodes. 9 transistors. 3 min fuse holders, etc. **£1.50 ea.** P&P **£1.25.**

GENERAL ELECTRIC OPTO-ISOLATORS type H15VX504 **65p ea.** P&P **15p.** 10 for **£5.** P&P **£1.**

TELETYPE ASR33 with 20ma loop. Good condition. Special low price **£395 ea.**

1/2" MAG TAPE

Approx. 2,000 ft. **NOW 25p each.** P&P **£1.** Or 5 for **£1.** carr. **£2.75.**

FOR THE VDU BUILDER tube M28-13GH 23 x 17cm at **£12** Base connections supplied.
Heads for **PERTEC 6000/7000** — enquiries.

PLESSEY VDU. No keyboard — weird electronics **£60 ea.**
TELETYPE KSR33 from **£275 each.**

Limited quantity of 35R0 — 20ma loop — can be changed to ASC11 code (3 hours' simple work and £10 parts) **OUR PRICE EXCLUDING PARTS REQUIRED £70 ea.**

Ex-Ministry Teletype Punches 8 level 110 char per sec. **£50 each.**
AMPEX TM7. Nice condition **£225.**

Polished Wooden Cases to take normal 'QWERTY' KEYBOARDS. or can be carefully cut to take any size. **3 each.** P&P **£1.50.**

A LARGE QUANTITY OF MISCELLANEOUS TEST GEAR— CHASSIS UNITS, ETC., ON VIEW AT LOW COST

Minimum Mail Order **£2.** Excess postage refunded. Unless stated — please add **£3.25** carriage to all units.

VALUE ADDED TAX not included in prices. Goods marked with * 12 1/2% VAT, otherwise 8%.

Official Orders Welcomed. Gov./Educational Depts., Authorities, etc., otherwise Cash with Order

Open 9 a.m. to 5.30 p.m., Mon. to Sat.



CHILTMHEAD LTD




7/9 ARTHUR ROAD, READING, BERKS. (near Tech. College, King's Road). Tel: Reading 582605

BIMCONSOLES BIMBOXES BIMBOARDS BIMDRILLS BIMINDICATORS

MINI DESK BIMCONSOLES

Moulded in Orange, Blue, Black or Grey ABS and incorporating guides on all sides for holding 1.5mm thick pcb's. 1mm Grey Aluminium panel sits recessed into front of console and held by screws running into integral brass bushes. Stand-off bosses in base for supporting small sub-assemblies etc. 4 self adhesive rubber feet also included.


BIM1005 (161x96x58mm) £2.12*
BIM1006 (215x130x75mm) £2.94*



LOW PROFILE BIMCONSOLES

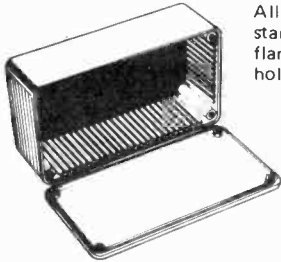
1mm Grey Aluminium panel sits recessed into front of console base, which is moulded in Orange, Blue, Black or Grey ABS and sits on 4 self adhesive rubber feet. Incorporating guides for holding 1.5mm thick pcb, the base also has stand-off bosses for supporting small sub-assemblies etc. and ventilation slots. Front panel is held by 4 screws which run into integral brass bushes.

BIM6005 (143x105x55.5[31.5] mm) £2.32*
BIM6006 (143x170x55.5[31.5] mm) £3.08*
BIM6007 (214x170x82[31.5] mm) £4.12*



ABS & DIECAST BIMBOXES

5 sizes, in either ABS or Diecast Aluminium. ABS moulded in Orange, Blue, Grey or Black. Diecast Aluminium available in Grey Hammetone or Natural.



All boxes incorporate guides on all sides for holding 1.5mm thick pcb's and stand-off bosses in base for supporting small sub-assemblies etc. Close fitting flanged lids held by screws running into integral brass bushes (ABS) or tapped holes (Diecast).

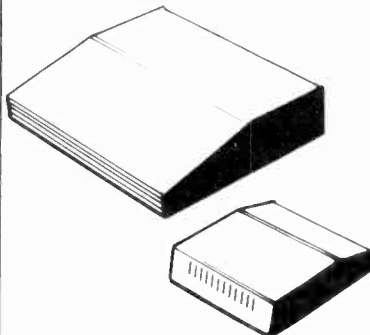
	ABS	Diecast	Hammetone	Natural
(100x50x25mm)	BIM2002/12	£0.95*	BIM5002/12	£1.20*
(112x62x31mm)	BIM2003/13	£1.05*	BIM5003/13	£1.50*
(120x65x40mm)	BIM2004/14	£1.15*	BIM5004/14	£1.86*
(150x80x50mm)	BIM2005/15	£1.30*	BIM5005/15	£2.38*
(190x110x60mm)	BIM2006/16	£2.04*	BIM5006/16	£3.41*

Also available in Grey Polystyrene (112x61x31mm) with no slots and self tapping screws BIM2007/17 £0.88*

ALL METAL BIMCONSOLES

All aluminium, 2 piece desk consoles with either 15° or 30° sloping fronts, sit on 4 self adhesive non slip rubber feet. Ventilation slots in base and rear panels permit efficient cooling.

Colour Code	Top Panel	Base	15° Sloping Panel	
A	Off White	Blue	BIM7151 (102x140x51[28] mm)	£ 9.43*
B	Sand	Green	BIM7152 (165x140x51[28] mm)	£10.43*
C	Satin Black	Gold	BIM7153 (165x216x51[28] mm)	£11.42*
			BIM7154 (165x211x76[33] mm)	£12.39*
			BIM7155 (254x211x76[33] mm)	£13.66*
			BIM7156 (254x287x76[33] mm)	£14.65*
			BIM7157 (356x211x76[33] mm)	£15.80*
			BIM7158 (356x287x76[33] mm)	£16.78*

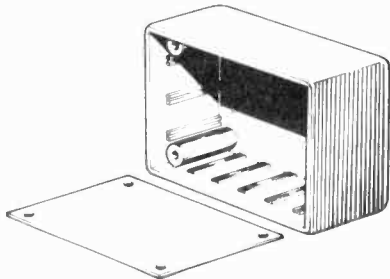


30° Sloping Panel	
BIM7301 (102x140x76[28] mm)	£ 9.43*
BIM7302 (165x140x76[28] mm)	£10.43*
BIM7303 (165x183x102[25] mm)	£11.42*
BIM7304 (254x140x76[25] mm)	£12.39*
BIM7305 (254x183x102[28] mm)	£13.66*
BIM7306 (254x259x102[28] mm)	£14.65*
BIM7307 (356x183x102[28] mm)	£15.80*
BIM7308 (356x259x102[28] mm)	£16.78*

MULTI-PURPOSE BIMBOXES

Moulded in Orange, Blue, Black or Grey ABS with 1mm thick Grey aluminium recessed front cover which is retained by 4 screws running into integral brass bushes. 1.5mm pcb guides are incorporated on all sides and as with all ABS boxes they are 85°C rated. 4 self adhesive rubber feet also included.

BIM 4003 (85x56x28.5mm)	£1.24*
BIM 4004 (111x71x41.5mm)	£1.56*
BIM 4005 (161x96x52.5mm)	£2.08*



DIL COMPATIBLE BIMBOARDS


Bimboards accept all sizes of DIL packages as well as resistors, diodes, capacitors and LED's etc. They have integral Bus Strips running up each side for carrying Vcc and ground as well as Component Support Brackets for holding lamps, fuses and switches etc. Available as either single or multiple units, the latter mounted on 1.5mm thick, matt black aluminium back plates which stand on non slip rubber feet and have 4 screw terminals for incoming power.

Bimboard 1 contains 500 individual sockets whereas the multiple units containing 2, 3 or 4 Bimboards incorporate 1,100, 1,650 or 2,200 individual sockets, all arranged on a 2.5mm(0.1") matrix.

Bimboard 1 £ 9.72* Bimboard 2 £22.68*
Bimboard 3 £32.40* Bimboard 4 £42.12*



BIMINDICATORS

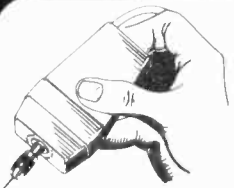


Remember we are also one of Europe's largest manufacturers of Filament, Neon and LED indicators. Send for our BIMINDICATOR DATA

MAINS BIMDRILL

Operates directly from 220-240Vac and supplied with 2 metres long cable fitted with 2 pin DIN plug. Will drill brass, steel and aluminium as well as pcb's etc. Has integral biased-off switch and accepts tools with 1,2 and 3.2mm dia shanks £9.72*

Accessory Kit including 1mm, 2mm, 125" twist drills, 5 burs and 2.4mm collet £2.20*



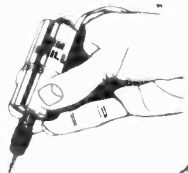
12 VOLT BIMDRILLS

2 small but powerful 12V dc drills, easily held in hand or used with lathe/stand adaptor. Both drills have integral on/off switches and 1 metre long cable.

Mini Bimdrill with 2 collets up to 2.4mm capacity £7.56*

Major Bimdrill with 3 collets up to 3mm capacity £12.96*

Mains to 12 Volts adaptor, lathe, stand and accessory kits also available, details on request.



BOSS INDUSTRIAL MOULDINGS LIMITED

2 Herne Hill Road, London SE24 0AU

Telephone: 01-737 2383

Telex: 919693 Answer Back 'LITZEN G'

Cables & Telegrams: 'LITZEN LONDON SE24'

www.americanradiohistory.com

*All quoted prices are 1 off and include Postage, Packing and VAT. Terms are strictly cash with order unless you have authorised BOSS account. For individual data sheets on all BOSS products send stamped, self addressed envelope

REMOTE

JOYSTICK CONTROLS


Potentiometric or switch Joysticks in single, dual or triple axis versions. Long life, high reliability and quick delivery — from 1 off to 1,000s off. Many variations of knobs, levers, covers, etc., for varied applications. Custom design and production service, even for 1 offs. Prices from £4.50. T.V. game Joysticks in any quantity — £1.50 in 1 off.

Multiplex Systems Off-the-shelf delivery of 2-30 channel multiplex systems for transmission of binary or analogue information through radio, cable, sound or light transmission systems. Low cost, proven performance, high reliability. Each system can be tailored to suit your particular application without significant extra costs.

Ancillary Circuitry Available for use with multiplex systems, or other applications — R.F. links, cable drivers, signal detectors, filters, relay drivers, servo amplifiers and servos, power supplies, motor speed controllers, etc., etc.

Motor Speed Control Systems DC Voltage control, or D.C. pulse control, open or closed loop, for motors up to 24V 20A. Electric Wheelchair Controllers also available. Systems designed for any application.

SERVOS Off the shelf availability of miniature precision servos, fitted with Porestcap motors, brass / steel gear train, plastic film pot. Several gear ratios, with or without analogue amplifier. Control signal needed — just D.C. level. Proven performance, high reliability, resolution better than $\pm 1^\circ$. Ideal for low cost remote actuation or indication — from £12.00.



Complete Systems We produce all the necessary items for complete remote control or indication systems — and can quickly (and at surprisingly low cost) combine our standard items into a complete, tailor-made system — and have wide experience of such work for very varied applications (including control of development models for some of the biggest names in the UK and for signal transmission to submersible vehicles, closed circuit TV cameras, airships, etc., etc. We would be happy to discuss your requirements (preferably by telephone in the first instance).

FLIGHT LINK CONTROL LTD 01-570 4065

**BRISTOW WORKS ● BRISTOW ROAD
● HOUNSLOW ● MIDDLESEX**

**24-HR.
ANSAFONE**

CONTROL

WW—095 FOR FURTHER DETAILS

Radio Shack Ltd

DRAKE SSR-1
GENERAL COVERAGE RECEIVER
0.5-30MHZ 30 BANDS
10KHZ READOUT

£149.85 ACCESS OR BARCLAYCARD
Details 15p stamps or 4 I.R.C. Foreign

AS WELL AS DRAKE EQUIPMENT, WE ARE THE DIRECT IMPORTERS OF HAL RTTY AND MICROPROCESSORS, ATLAS, NYE MORSE KEYS, PRESTEL VHF / UHF PROFESSIONAL FIELD STRENGTH METERS, HAM RADIO CIR ASTRO 200, HY-GAIN, CDR ROTORS, HUSTLER, OMEGA-T SYSTEMS, MFJ FILTERS AND SPEECH PROCESSORS, SUPEREX. WE ALSO STOCK SHURE MICROPHONES, YAESU, MICROWAVE MODULES, SOLID STATE MODULES, ICOM, COPAL CLOCKS, G-WHIPS, BANTEX, MOSLEY, DAIWA, ASahi, JAYBEAM, DECCA AND THE USUAL ACCESSORIES—COAX CONNECTORS, INSULATORS, VALVES, Etc.

We are situated just around the corner from West Hampstead Underground Station (Bakerloo line). A few minutes walk away is West Hampstead Midland Region station and West End Lane on the Broad Street Line. We are on the following Bus Routes 28, 59, 159. Hours of opening are 9.5 Monday to Friday. Closed for Lunch 1-2 Saturday we are open 9-12.30 only. World wide exports

DRAKE * SALES * SERVICE

RADIO SHACK LTD.
188 BROADHURST GARDENS, LONDON NW6 3AY
Giro Account No. 588 7151. Telephone: 01-624 7174. Cables: Radio Shack, London, N.W. 6. Telex: 23718

FANTASTIC GOLDRING SAVINGS

GOLDRING G103

Belt Drive Turntable

Famous name turntable slashed to near half price. Complete with plinth, cover and leads. Accepts any standard cartridge (not included)

FULL 12 MONTH GUARANTEE

OUR PRICE
£26.95
R.R.P. £54 (-p/p & Ins £2.50)

FANTASTIC GOLDRING SAVINGS

GOLDRING CK2

Belt Drive Turntable

Beautifully engineered unit from the famous Goldring company, comes complete with instructions and all necessary parts. Ready to incorporate into your design plinth and cover. The pleasure of assembling your own deck.

ONLY
£16.95
(+ p.p & Ins. £1.75)

(Plinth, cover and cartridge not included).

Usually sold for £54.95 with plinth and cover.

Call in or send cheque, P.O, M.O, Access, Barclaycard, Diners Club or American Express Number.

ALL PRICES INC. VAT

Sonic Sound Audio

248/250 TOTTENHAM COURT ROAD, LONDON W1. TEL: 01-637 1908

WW—048 FOR FURTHER DETAILS


Electronic Brokers Ltd

The Test Equipment People

Calibrated & Guaranteed 12 Months

GOULD ADVANCE

Double Pulse Generator PG 56. Pulse Amplitude 0.1V-10V Sq. wave 0-10V. Rise Time 10nsec. (typically) **£100.00**




Pulse Generator PG59 (Type CT600). Produces a pulse controllable in frequency, width, amplitude, delay and rise and fall times. Also produces prepulse and gate outputs. Repetition frequency 1Hz to 10MHz. Pulse width 25nsec to 1sec. Rise and fall times 12nsec to 1 sec. Delay 25nsec to 1sec. Trigger: Internal, external and single shot **£595.00**

LR100X-Y Plotter. Specification. Main frame, frequency response 1Hz. Plug-in amplifiers. LR120 general purpose amplifier. LR121 time base. Full specification on request **£235.00**

AF Signal Generator H1E. Specification. Frequency range, 15Hz-50KHz. AF Output. Sine Wave 200µV to 20V r.m.s. ±2 dB. Square Wave 1.4mV to 14V peak to peak approximately **£80.00**

Signal Generator J3. Frequency range 10Hz to 100kHz Sine & Square output Metered o/p **£150.00**

Signal Generator J4. Frequency range 10Hz to 100kHz. Sine and square o/p **£140.00**



Wide range oscillator SG 67A. Frequency range 1Hz to 1MHz. Sine and square wave **£95.00**

Low Distortion Oscillator SG 68A. 1.5Hz-150kHz. Output waveforms. Low distortion — <0.01% (40Hz-20kHz). Low distortion — <0.05% (20kHz-150kHz). Square wave. Typically 600Ω impedance. Max. output 4V (r.m.s.) Battery operated **£175.00**

True R.M.S. Voltmeter DRM6. 100mV, 1kV (6 ranges) 100% over-range. C.M.R. 90dB (DC-50Hz) **£395.00**

Frequency Counter TC16. 5Hz-80MHz. 5 digit display, 1MHz crystal. Frequency and count functions **£110.00**

Timer Counter TC17A. 6 digit. DC-80MHz. Gate times 10µs to 10s in decade steps. Sensitivity 25mV (r.m.s.) sine wave. Overload protected **£215.00**

Timer Counter TC18. Specification. Frequency Measurement. Input 1 10Hz to 100MHz. Input 2 10MHz-512MHz. Both inputs direct counting. Sensitivity 35mV r.m.s. to 40MHz. 50mV r.m.s. at 100MHz. Input 2 sensitivity 35mV r.m.s. 40MHz to 400MHz. 50mV r.m.s. to 512MHz. Display 6 digit dot matrix L.E.D. **£245.00**

Timer Counter TC22. Measures Frequency DC-100MHz. 6 digit, time, period, period average, count, totalise, pulse width, ratio **£275.00**

Digital Multimeter DMM3. 3½ digit. Maximum reading 1999. 25 ranges of measurement. AC and DC volts. AC and DC current. Resistance. Dual Polarity. Remote hold **£115.00**

STRIP CHART RECORDER OMNISCRIBE A.5000 Series. One & Two Pen "As New Condition." Full specification on request

- A 5110-1 **£200.00**
- A 5112-2 **£225.00**
- A 5123-1 **£300.00**
- A 5120-5 **£300.00**
- A 5132-4 **£320.00**
- A 5221-4 **£400.00**
- A 5212-4 **£380.00**
- A 5230-4 **£450.00**
- A 5222-2 **£410.00**

Off Air Frequency Standard OFS-1 **£120.00**

VHF Square Wave Generator SG21. 10KHz-100MHz **£60.00**

A.F. Signal Generator J2E. 15Hz-50KHz o/p (600Ω) 0.1mV-1W **£120.00**

A.C. Millivoltmeter VM77C. 0.001V-300V f.s.d. (12 ranges) 15Hz-4.5MHz **£55.00**

Timer Counter TC14. 9 digit. Display storage. DC-250MHz. Time gate selectable 0.1µs-100s. Multiple period average 10-10°. Sensitivity 10mV, 100mV, 500mV. Overload protected **£400.00**

Timer Counter TC15. 9 digit with storage and plug-in capability. DC-250MHz. Spec. similar to TC14 **£500.00**

Plug In Unit TC15 P1. 1MHz-500MHz. 10mV-1V. Full 500MHz display with 1Hz resolution in only 2 secs **£150.00**

Portable Oscilloscope OS245A. Dual trace. DC-10MHz. 5mV/div. 4" rectangular CRT. BRAND NEW **£232.00**

TEKTRONIX

Bench Oscilloscope Type 531A c/w dual trace vertical plug-in unit CA. DC-13.5MHz. Sensitivity 50mV. 20V/Div. Time base ranges 100ns to 5S/Div. Timebase modes. A, X5. Internal voltage calibrator 0.2mV-100V. 1kHz square wave **£290.00**

Bench Oscilloscope Type 647A c/w dual trace vertical plug in unit 10A2A & delayed time base plug in unit 11B2A. DC-100MHz. Sensitivity 10mV. 20V/Div. Time base ranges 100ns-5s/Div on A & B. Time base modes A only. Intensified, delayed sweep. X10. Internal voltage calibrator 0.2mV-100V. 1kHz square wave **£1200.00**

Bench Oscilloscope Type 585A c/w dual trace vertical plug in unit Type B2. DC-80MHz. Sensitivity 10mV-50V/Div. Time base ranges A 50ns-2s/Div. 2.2µs-1s/Div. Time base modes. A, B. intensified, delayed. X5. Internal voltage calibrator 0.2mV-100V. 1kHz square wave **£775.00**

Bench Oscilloscope Type 547 c/w dual trace vertical plug in unit 1A1. DC-50MHz. Sensitivity 5mV-20V/Div. Time base ranges 100ns-5s/Div A and B. Time base modes A, B. intensified, delayed sweep, alternate sweep. X 2.5-10. Internal voltage calibrator 0.2mV-100V. 1kHz square wave **£775.00**

Bench Oscilloscope Type 546, c/w dual trace vertical plug in unit 1A1. As 547, but without alternate sweep **£740.00**

Bench Oscilloscope 545B c/w dual trace vertical plug in unit CA. DC-24MHz. sensitivity 50mV to 20V. Div. Time base ranges A 100ns — 5S/Div B 2µs/1s/Div. Time base modes A, B. intensified, delayed sweep. X5. Internal voltage calibrator 0.2mV-100V. 1kHz square waves **£555.00**

Bench Oscilloscope Type 543B c/w dual trace vertical plug in unit CA. As 545B & CA, without B time base. With X2-X100 Horizontal gain **£450.00**

Time Marker Generator 184. 16 marker intervals. 5 sinewave frequencies. 500MHz sinewave output. Crystal controlled oscillator 10MHz ± 0.001% **£275.00**

2101 5ns Pulse Generator with Delay. 2.5Hz-25MHz repetition rate. Variable baseline offset. 5ns rsetime and fall time.

Paired, undelayed, delayed and output latched on modes. External gate input. Simultaneous positive and negative going pulses 10volts into 50Ω **£575.00**

2901 Time Mark Generator. 16 marker intervals. 4 sinewave frequencies. 500MHz sinewave output. Crystal controlled oscillator. 8 trigger pulse intervals **£450.00**

TV Waveform Monitor 525 **£165.00**

Plug In Unit Power Supply 132 **£120.00**

Spectrum Analyser Plug In 3L10 (for 560, and 564 series scopes). 1-36MHz **£415.00**


4-Trace Plug In Unit "M" (for use with 530, 540 & 580 series) **£250.00**

Differential Plug In Unit "W" **£325.00**

Oscilloscope Camera Unit C12 **£190.00**

Digital Readout Oscilloscope 567. Choice of plug-ins available. Mainframe price **£510.00**

Constant Amplitude Signal Generator 191. 350kHz-100MHz. Sine wave. 5mV-5.5V constant amplitude. 50kHz Amplitude reference **£350.00**



475 Dual Trace Portable Oscilloscope. DC-200MHz. 2mV-5V/div sensitivity. Time base range 10ns-0.5S/div with x 10 mag. Full delayed sweep. c/w 2 P6075A probes and accessory pouch. BRAND NEW CONDITION **£1965.00**

1L20 Spectrum Analyser. 10MHz-40GHz — 70dBm to —110dBm sensitivity. dependent on frequency. 40dB dynamic range. For use in 540 series main frame. **From £1050.00**

E.N.I.

RF Power Amplifier Type 500L. 2-500 MHz. 27dB gain. O/P 300mW. Superb condition **£315.00**

COSSOR



Dual Trace Scope 4000. 50MHz 7nsec Rise Time. 5mV/cm sensitivity. Calibrated sweep delay. Gated trigger. X-Y display. 8 x 10cm display. Unused **£495.00**

TELEQUIPMENT

Portable Oscilloscope D75. DC-50MHz at 5mV/Div. Dual Trace. Delay/Mixed Sweep **£575.00**

A copy of our trading conditions is available on request

ELECTRONIC BROKERS LIMITED
49-53 Pancras Road, London NW1 2QB
Tel. 01-837 7781. Telex: 298694

Hours of Business: 9 a.m.-5 p.m.
Mon.-Fri.: closed lunch 1-2 p.m.


Carriage and Packing charge extra on all items unless otherwise stated.

WW-112 FOR FURTHER DETAILS

ADD 8% VAT TO ALL PRICES



Calibrated & Guaranteed 12 Months



Electronic

The Test Equipment People


Dual Trace Moduler Oscilloscope D83/V4/SZA. DC 50 MHz 5mV 20V DIV Delayed Sweep Excellent condition
£610.00

ROHDE & SCHWARZ

Stereocoder Type MSC. BN4192/2. Superb condition **£1,200.00**
Stereodecoder MSDC. BN4193. Superb condition **£850.00**
Z-g Diagraph ZDU **£860.00**
Selective Level Voltmeter. USWV. 30-400 MHz 10µV-3V **£800.00**
U.H.F. Millivoltmeter. URV. 1 KHz-1.6 GHz **£235.00**

HEWLETT PACKARD

D.C. D.V.M. 3430A. 3 digit 5 ranges 100mV-100V Input Resistance 10MΩ Overload protected **£145.00**
Digital Multimeter 34702A. C/w 34740 display 4 1/2 digit 4 ranges of A.C. & D.C. & 6 ranges of ohms A.C. = 45Hz-100kHz **£350.00**



U.H.F. Signal Generator 612A. 450-1200MHz in 1 band Output Voltage 0.1µV to 0.5V Output impedance 50Ω A.M. 0-90% Ext A.M. Facility Pulse mod facility. Various modern versions from **£900.00-£1250.00**

Frequency Doubler 10515A **£75.00**
A.M. Signal Generator 606A. 50kHz-65MHz **£550.00**
Bench Oscilloscope 175A. C/w Plug Ins 1754A & 1781B 4 trace 40MHz band width Sweep Delay **£550.00**
Programmable Step Attenuator 355E. DC-1000MHz 0-12 dB in 1dB steps. Unused **£60.00**
Distortion Analyser 332A. 5Hz-600kHz Distortion levels 0.1% 100% are measured full scale in 7 ranges A.M. Detector operating from 550kHz-65MHz **£495.00**
DC Standard/Differential Voltmeter 740B. Designed for calibrating digital voltmeters, differential voltmeters, potentiometers, voltage dividers and for general standards lab application 6 digit resolution with discrete steps of 1 p.p.m. of full scale Full specification on request **£1,850.00**
A.C. Voltmeter 400F. 100V to 300V 1s (14 ranges) Freq range 20Hz-4MHz **£195.00**
Microwave Power Meter 430C. C/w Thermistor mount 477B 10MHz-10GHz Full scale ranges 0.1, 0.3, 1, 3 & 10mW **£1,700.00**
Portable Oscilloscope 1700B. DC-35MHz 10mV/div sensitivity Dual Channel Solid State **£575.00**
S.H.F. Signal Generator 628A. 15-21GHz 50V **£495.00**

5 1/2 Digit DMM Type 3490A DC AC Volts Resistance Auto Ranging excellent condition **£725.00**

AC-DC Differential Voltmeter DC Standard Type 741B **£1,095.00**
SHF Signal Generator Type 628A. 15-21 GHz **£495.00**

180A Plug in Oscilloscope. C/w 1802A and 1821A plug in units Dual trace DC-100MHz 5mV 10V/Div sensitivity Time base range 0.1µS-1S Div with x 10 mag Full delayed sweep **£800.00**

FLUKE

Multifunction Counter 1900A-01. Same spec as 1900A but with battery pack **£215.00**
Multifunction Counter 1900A-02. Same spec as 1900A but with BCD o/p **£230.00**
Frequency Synthesiser 6011A. Performs function of an oscillator, counter and level meter 10Hz-11MHz Output 0.4mV 5V r.m.s. 7 digit LED display Accuracy ~3 parts in 10 for one year Freq storage Full spec on request **£2650.00**

Frequency Synthesiser 6160A/DX. 4MHz-30MHz in 1Hz steps Output 1V into 50Ω Full spec on request UNUSED. BARGAIN PRICE **£675.00**

Industrial Counter Totaliser 1941A. 5Hz-40MHz 40mV sensitivity R.P.M. measurement **£150.00**
VHF, UHF Telecomms. Frequency Counter 1980A. C/w Battery Pack 5Hz 515MHz 6 digit LED Display 50mV sensitivity over whole range **£400.00**

MULTIFUNCTION 6 DIGIT AUTORANGING COUNTER 1900A

Modes
 Frequency period, totalise
 Frequency range 5Hz-80MHz Input sensitivity 25mV
BRAND NEW £175.00



8030A DMM. 3 1/2 digit Scale length 1999 AC Volts 200mV-750V true RMS Frequency range 45Hz-1kHz 100µV resolution DC Volts 200mV-1100V, 100µV resolution AC current 200µA-2A true RMS Frequency range 45Hz-5kHz, 100nA resolution DC Current 200µA-2A 100nA resolution Resistance 200 ohms-20Mohms 100m ohm resolution Battery operation **£130.00**

931B True RMS Differential Voltmeter. 10Hz-1MHz 0.01V-1100V rms Accuracy dependent on frequency 1/P Z 1.0 Mohm **£1050.00**

883AB AC/DC Differential Voltmeter. 1mV-1100V 20Hz-1000Hz DC accuracy + (0.005% of 1/P + 0.0002% of range + 5µV) AC accuracy + (0.1% of 1/P + 25µV) 20Hz-5kHz **£975.00**

METRONIX (POLAND)

Function Generator G432. 1Hz-1 1MHz Sine Square & Triangle BRAND NEW Full specification on request **£60.00**

RADIOMETER

Stereo Signal Generator SMG1C. Solid state pushbutton operation Full specification on request **£350.00**

AVO

Multimeter model 7 **£40.00**
 Leads, prods & croc clips for models 7, 8 & 9 **£4.50 set**
Multimeter Model 8 c/w lead Kit **£57.50**
Multimeter Model 7 c/w lead Kit **£44.50**

PHILIPS

Universal Counter Type PM 6615. 10Hz-10Hz 10mV rms as new condition **£795.00**

Frequency Counter Type PM 6645B. 30Hz-512MHz 5mV rms, as new condition **£710.00**

Dual Trace Portable Oscilloscope Type PM 3276. DC 15MHz 2mV 10V DIV. TV Triggering as new condition **£415.00**

Dual Trace Portable Oscilloscope Type PM 3260. DC 120MHz 5mV-2V DIV. Delayed Sweep as new condition **£1,385.00**

Dual Trace Portable Oscilloscope Type PM 3260E. As PM 3260 but no horizontal mag and prob power as new condition **£1,300.00**



Dual Trace Portable Oscilloscope Type PM 3240. DC 50 MHz 5mV-10V/DIV Delayed Sweep as new condition **£950.00**
3 1/2 Digit DMM Type PM 2513A. AC-DC Volts and Current Resistance as new condition **£90.00**
4 1/2 Digit DVM Type PM 2443. 10µV-1000V DC only High accuracy Auto Ranging As new condition **£430.00**
4 Digit DMM Type PM 2424. AC-DV Volts and Current Resistance As new condition **£300.00**

Function Generator Type PM 5167. 0.0001Hz-10MHz Various o/p waveforms 40V PK PK into 50 ohm As new condition **£875.00**

Low Distortion LF Oscillator Type PM 5107. 0.02% As new condition **£210.00**

100MHz Single output Pulse Generator PM5775. Specification on request **£800.00**

100MHz Double Output Pulse Generator PM5776. Specification on request **£900.00**

50MHz Pulse Generator PM5712



£495.00

Specification on request

50MHz Pulse Generator PM5715. Specification on request **£600.00**

Low Frequency Generator PM5105. 10Hz-100kHz sine & Square wave **£156.00**

Sine & Square Wave Oscillator PM5125. 10Hz-1MHz **£145.00**

RAGAL

Universal Counter Timer 9838. Frequency single and multiple period, time interval Freq range 10Hz-100MHz **£285.00**

H.F. Communications Receiver RA117E. 1-30MHz Full specification on request **£350.00**

Modulation Meter 210A. 2.5-300MHz. A.M. range 0-100% F.M. range 0 to +100kHz **£245.00-£285.00**

A.M./F.M. Modulation Meter 409. Freq 3-1500MHz A.M. 0-100% F.M. 0-600kHz **£345.00**

DUMONT

Portable Scope 1100P. DC-100MHz at 5mV/cm Dual Trace 5ns/cm Sweep rate. Delayed time base Full 8 x 10cm display Calibrated X-Y to 5MHz **£825.00**

MARCONI INSTRUMENTS

F.M./A.M. Signal Generator TF995B/2. Frequency Range 200kHz to 220MHz in five bands Output 0.1µV-200mV Output Impedance 75Ω Modulation (F.M.). Normal deviation continuously variable in two ranges ±25kHz and ±75kHz on all bands. Greater deviation is available on most bands. Modulating Frequency Internal FM 1kHz, External FM 50Hz to 15kHz Modulation (A.M.) Internal AM 1kHz 0-50% External AM 50Hz to 10kHz, 0-50% **£675.00**

A copy of our trading conditions is available upon request



**49-53 Pancras Road
 London NW1 2QB**

Tel: 01-837 7781. Telex: 298694.

**ADD 8% VAT
 TO ALL PRICES**

WW - 112 FOR FURTHER DETAILS

Brokers Ltd




49-53 Pancras Road, London NW12QB
Tel: 01-837 7781

Calibrated & Guaranteed 12 Months

U.H.F. Signal Generator TF1060. Frequency range 450-1250MHz (1 band). Output 0.15µV to 445mV Output Impedance 50Ω Int sine A.M. 1kHz. Ext pulse mod **£400.00**

A.M. Signal Generator TF144H/4. A later version of TF144H with similar spec **£375.00-£600.00**

A.M. Signal Generator TF144H/4S. Electrical specification as TF144H/4 **£375.00-£700.00**



A.M. Signal Generator TF801D/1. Frequency Range 10MHz to 470MHz in five bands. Output Attenuator 0.1µV to 1V. Output Impedance 50Ω (Type N connector). Modulation Internal AM 1kHz. 0 to 90% External AM 30Hz to 20kHz. 0 to 90% **£400.00-£750.00**

Carrier Deviation Meter TF791D. Carrier Freq range 4 to 1024MHz. Deviation range up to ±125kHz. Modulating Frequency range Up to 35kHz. Late models **£295.00**

20MHz Sweep Generator TF1099. Video sweep output. Lower limit 100kHz fixed. Upper limit continuously variable up to 20MHz. 0.3 to 3V p-p. Z=75Ω Input & Output detector probes. Markers at 1MHz intervals **£295.00**

A.M. Signal Generator TF801D/8S. Same spec as TF801D/1S + freq counter o/p facility **£695.00**

F.M./A.M. Signal Generator TF995A/2M. 1.5 to 220MHz. 2µV to 200mV int & Ext A.M. Int. FM at 1kHz deviation 0.75kHz **£375.00-£475.00**

Sensitive Valve Voltmeter TF2600. 12 ranges 1mV-300V f.s.d. 1% accuracy up to 500kHz. Usable up to 10MHz **£175.00**

R.F. Electronic Voltmeter TF2604. 7 ranges 300mV-300V f.s.d. from 20Hz to 1500MHz. 8 ranges 300mV 1kV DC. 7 ranges. Resistance 500Ω to 500MΩ **£225.00**

R-C Oscillator TF1101. Frequency Range 20Hz to 200kHz in four bands. Output Attenuator 1mV to 20V. Maximum Output 20V across external 600Ω load. Output impedance 600Ω **£120.00**

Phase A.M. Signal Generator TF2003. 0.4-12MHz **£150.00**



Two-Tone Signal Source TF2005R. Frequency Range 20Hz-20kHz in six bands (each oscillation can be adjusted and used independently). Harmonic Distortion Less than 0.05% between 63Hz and 6kHz when using unbalanced output. Intermodulation Below 80 dB with respect to the wanted signal. Amplitude Reference Level Up to +10dBm from each oscillator. Output Attenuator 111dB in 0.1dB steps **£415.00**

Blanking and Sync Mixer TF2908. For 405, 525 and 625 line television systems. Reshapes and mixes blanking and sync pulse waveform with video test waveform. **£90.00**

L.F. Extension Unit TM6448. For use with Spectrum Analyser OA 1093A series. 100Hz to 3MHz **£200.00**

Wide Range R.C. Oscillator TF1370A. 10Hz to 10MHz sine wave. 10Hz to 100kHz square wave. Output up to 31.6V **£275.00**

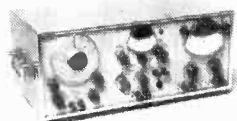
DC Multiplier TM5033A. HV probe up to 30kV. Impedance 3000MΩ for use with TF1041 series or TF2604 **£25.00**

5 watt Dummy Load TM5582 for use with TF2604 **£25.00**

A.F. Oscillator TF2100. 20kc/s to 20Kc/s. Extremely low distortion. Output Impedance 600Ω unbalanced **£150.00**

M.F. Oscillator TF2101. 30c/s to 550kc/s. Stable frequency. Low distortion. Output Impedance 600Ω unbalanced **£115.00**

F.M./A.M. Modulation meter TF2300S. Incorporating Oscillator TM8045/1. 3.5 to 1000MHz. Full specification on request **£825.00**



M.F. Transmission Measuring Set TF2333. Frequency range 30Hz to 550kHz. The TF2333 is a transmission measuring set of the conventional type that normally forms part of the essential test gear for audio and baseband equipment of multi-channel telecommunications systems. Signal Source, oscillator-frequency range 30Hz to 550kHz in five ranges. Attenuator. Range 70dB in 10dB and 1dB steps **£600.00**

F.M. Signal Generator TF1066B/6. 10-470MHz. R.F. output 0.2µV-200mV e.i.f. Output Impedance 50Ω. Modulation Internal AM 1kHz & 5kHz 0-40%. External AM 30Hz to 15kHz 0-40%. Internal FM 1kHz & 5kHz deviation 0 to 100kHz or up to 400kHz according to carrier freq. range. External FM 30Hz to 100kHz deviation same as int. Crystal Calibrator facility **£685.00**

Variable Attenuator TF338C. 0.105dB Freqs up to 100kHz 600Ω impedance **£90.00**

M.F. Attenuator TF2162. DC 1MHz 0-111dB in steps of 0.1dB **£120.00**

Also TF1073A. Spec as A/2S **£55.00**

10-Watt A.F. Power Meter TF893A. Frequency range 20Hz to 35kHz. Five power ranges 1mW to 10W full scale. Impedance 2.5Ω to 20KΩ in 48 steps. Balanced or unbalanced inputs. Direct calibration in watts and dBm **£165.00**

100-Watt R.F. Power Meter TF1020A Series. Frequency range DC to 250 MHz. Two power ranges 50 and 100W full scale. Output Impedance 75Ω **£105.00**

In Situ Universal Bridge TF2701. Measures capacitance, capacitance with R in parallel, Resistance & Inductance. Int. source 80Hz & 1kHz **£395.00**

R.F. Power Meter TF1020A/4M1. 75 ohms 1.50 watts & 2-100 watts DC. 250MHz **£120.00**

R.F. Power Meter TF1020A/5M1. 50 ohms 1.50 watts, 2-100 watts DC. 250MHz **£135.00**

Output Test Set TF1065A. AF Power 10uW to 3W (5 ranges) Freq Range 250Hz-10kHz RF Power 1-25W FM & AM measurements. DC current & voltage measurements. Full spec on request **£225.00**

FM Signal Generator Type TF 2006. 10-220 MHz. FM up to 200 kHz deviation 0.2µV-200 mV into 50 ohm **£950.00**

EDDYSTONE


770U VHF Receiver. 180-390 MHz in 6 ranges. AM/FM demod. Muting. AVC. Noise limiting. IF gain. S meter **£265.00**

730/1A Communications Receiver. 480kHz-30 MHz in 5 ranges. BFO, noise limiting. AF filter. AVC. rf gain. S meter **£240.00**

880 Communications Receiver. 500kHz-30.5 MHz in 1 MHz wavebands. BFO. AGC. RF. IF gain. noise limiting. AF filter. S meter **£325.00**

770R VHF Receiver. 19 MHz-165 MHz in 6 ranges. AM/FM demod. Muting. noise limiting. IF gain. S meter **£275.00**

SOLARTRON




A100 Modular Oscilloscope c/w A101 and A112 modules. Dual trace DC-30MHz. 5mV-20V/div sensitivity. Time base range 0.1µS-0.5 S/div. with x 5 mag. Full de-layered sweep **£380.00**

A100 Modular Oscilloscope c/w A101 and A111. Same spec as with A112 but no delayed sweep **£340.00**

CD1400 Modular Oscilloscope System, c/w CX1441 + CX1441 and C1442. Dual trace. QC-15MHz. 10mV-50V/div sensitivity. Time base range 0.5µS-0.5S/div. Available with various other modules **£180.00 to £205.00**

DYNAMCO



Portable Solid State Scope 7500. DC-40MHz. 10mV/div sensitivity x10 gain extends sensitivity to 1mV/div (3Hz-5MHz). Mixed & calibrated sweep delay. Dual trace. AC & DC coupled. Z mod. BRAND NEW **£495.00**

Dual Trace Portable Oscilloscope Type D7210. DC-15MHz. 10mV-5V. DIV. Delayed Sweep. Immaculate **£350.00**

Dual Trace Portable Oscilloscope Type D7200. Same as D7210 but with smaller CRT and no delay **£315.00**

WAYNE KERR

Universal Bridge B221A = CT530. 10S, 948-8768. 0.1% accuracy. Measures R +ve or -ve. G +ve or -ve. C(x1) L (1592Hz). Source frequency (1592Hz (int). 50Hz-20Hz (Ext). Mains operated. Weight 11 kg **£275.00**

Low Impedance Adaptor Q221A. For use with B221A permitting impedance measurements of <10Ω to be made **£75.00**

Component Bridge B521 (Ministry Type CT375). A general purpose component bridge for measuring L.C. & R & combinations of R & Reactance. It can be used to measure components in situ. Capacitance 1pF to 5F. Resistance 1 milliohm to 100Mohm. Inductance 1uH to 500kH. **£115.00**

This is only a selection of the equipment we have available. If your requirement is not listed please give us a call.

A copy of our trading conditions is available upon request

Carriage and packing charge extra on all items unless otherwise stated

Hours of business: 9a.m.-5p.m. Mon.-Fri. Closed lunch 1-2p.m.

WW - 112 FOR FURTHER DETAILS

Please note: All instruments offered are secondhand and tested and guaranteed 12 months unless otherwise stated

MHz electronics

2111 WEST CAMELBACK SUITE B PHOENIX, ARIZONA USA (602) 942-0037

R F Transistors

Type	Price	Type	Price	Type	Price
2N1561	\$15.00	2N5637	\$20.70	HEPS 3006	\$19.90
2N1562	15.00	2N5641	4.60	HEPS 3007	25.95
2N1692	15.00	2N5643	20.70	HEPS 3010	11.34
2N1693	15.00	2N5766	27.00	HEPS 5026	2.56
2N2857JAN	2.45	2N5862	61.00	8M 9418	1.00
2N2876	12.35	2N 5917	3.25	9M172	61
2N2880	25.00	2N5922	10.00	9M173	95
2N2927	7.90	2N 5942	49.00	9M1285	3.23
2N2947	17.25	2N 5943	1.75	9M1960A	6.25
2N2948	15.50	2N5946	7.50	P1-1508	3.00
2N2949	3.90	2N5947	10.00	P1-1713	1.50
2N2950	5.00	2N5948	13.20	P18649	10.72
2N1287	4.30	2N6080	5.45	P18784	24.30
2N3700	1.05	2N6081	8.60	P19190	41.70
2N3302	1.05	2N 6082	1.90	P1981	26.40
2N3307	10.50	2N6083	11.80	65030	17.60
2N3309	3.90	2N6085	13.70	60281	10.90
2N3375	7.00	2N6094	5.75	60282	11.90
2N3533	1.80	2N6097	10.44	60290	2.48
2N3818	6.00	2N6096	19.35	63094	50.00
2N3824	3.20	2N6097	28.00	64115	1.39 or 10 10.00
2N3866	1.09	2N6136	18.00	65128	1.35 or 10 10.00
2N3866 JAN	4.14	2N6166	16.80	2N5748	1.60 or 10 4.50
2N3866 JANX	4.85	2N6169	3.25	9M1102	1.25 or 10 4.50
2N3924	5.00	9M100	32.00	9M963	263 or 10 5.30
2N3925	6.00	9M1550	10.00
2N3927	11.50	9M1552	60.00
2N3950	26.25	9M1103	36.40
2N3961	6.60	9M1801	9.30
2N4072	1.70	9M1605	7.50
2N4073	2.00	9M1607	8.85
2N4135	2.00	9M1620	17.50
2N4427	1.24	9M1661	15.00
2N4430	20.00	9M1669	17.50
2N4440	8.60	9M1943	3.00
2N4957	6.30	9M2605	4.00
2N4958	4.35	9M2608	5.00
2N4959	2.12	9M2602	2.00
2N4976	19.00	9M3006	7.12
2N5070	13.80	9M2245	31.05
2N5090	6.90	9M1404	4.25
2N5108	3.90	9M1501	4.29
2N5109	1.55	9M1504	6.95
2N5160	3.44	9M1509	5.90
2N5177	20.00	9M1511	8.60
2N5179	.68	9M1666	20.70
2N5184	2.00	9M15177	30.70
2N5216	47.50	9M18004	1.90
2N5589	4.60	9M17675 301	4.94
2N5590	6.40	HEPS 3002	11.30
2N5591	10.35	HEPS 3003	29.88
		HEPS 3005	9.35

MHz Electronics Kits

Kit # 1
 Motorola 804510CP 700s Tone Generator.
 CMOS Tone Generator uses 1 MHz crystal to produce standard dual frequency dialing signal. Directly compatible with 12 key Chromic Touch Tone Pads. Kit includes the following:
 1 Motorola 804510CP Chip
 1 1 MHz Crystal
 1 PC Board
 And all other parts for assembly. **NOV ONLY \$13.70**

Kit # 2
 Fairchild 950908C Prescaler 350MHz.
 950908C Prescaler divides by 10 to 350 MHz. This kit will take any 350MHz Counter to 350 MHz. Kit includes the following:
 1 Fairchild 950908C Chip
 1 2N5179 Transistor
 2 10-880P BNC Connectors
 1 PC Board
 And all other parts for assembly. **NOV ONLY \$19.95**

Kit # 3
 Fairchild 110908C Prescaler 60MHz.
 110908C Prescaler divides by 10 to 60 MHz. This counter will take any 65 MHz Counter to 650MHz, or with a 82590 it will take a 6.5 MHz counter to 650MHz. Kit includes the following:
 1 Fairchild 110908C Chip
 1 2N5179 Transistor
 2 10-880P BNC Connectors
 1 18V/0.2005 Volt/Regulator
 1 Sub 1/2 Lamp Bracket
 1 LED Indicator
 1 PC Board
 And all other parts for assembly. **NOV ONLY \$29.95**

FAIRCHILD AND THE Prescaler Chips

950908C	350MHz Prescaler Divide by 10/11	\$ 8.95
950910C	350MHz Prescaler Divide By 5/6	8.95
110908C	60MHz Prescaler Divide By 10/11	15.95
110910C	60MHz Prescaler Divide By 5/6	15.95
110808C	10Hz Divide by 2.0/2.56 Prescaler	29.90
110708C	60MHz Flip Flop with reset	17.30
110808C	Flip Flop	4.54
110548C	Phase Frequency Detector (MC 10449/1)	3.82
110250C	Dual Flip Flop (MC 10250/1)	3.82
110608C	10Hz Prescaler 30MHz Divide 11/10	12.30
110950C	10Hz Counter Divide by 4	14.33
110911C	High Speed Dual 5-4 Input 50/50k cts	15.40

Crystal Filters, Type 001 100KHz same as 01941
 10.7MHz Narrow Band Crystal Filter
 3 db bandwidth 15kHz minimum 20 db bandwidth 69kHz minimum 50 db bandwidth 150kHz minimum
 Ultimate 50 db Insertion Loss 1.0db Max. Ripple 1.0db Max. (1.0 - 50). RFL 3600 Ohms.
NOV ONLY \$ 5.95

WW-063 FOR FURTHER DETAILS

the indispensable BIRD 43



THRULINE WATTMETER

0.45-2300 MHz / 0.1-10,000 watts

The Standard of the Industry
 What more need we say...

Exclusive UK representative

aspen electronics limited

2 KILDARE CLOSE, EASTCOTE, MIDDX. HA4 9UW
 TELEPHONE: 01-868 1188 — TELEX 8812727

WW-086 FOR FURTHER DETAILS

NICKEL CADMIUM BATTERIES

Rechargeable and suitable for fast charge

HP7 (AA) £1.13, SUB C £1.47, HP II(C) £2.15, HP 2 (D) £3.27, PP3 £4.09, PP3 charger £5.81

All above Nickel Cadmium batteries are guaranteed 'EVER READY' full spec. and are supplied complete with solder tags (except PP3).

Just in stock — New RECHARGEABLE SEALED LEAD ACID maintenance free batteries suitable for burglar alarms etc 1.2 amp hr 6v £4.40, 2.6 amp hr 6v £5.65.

Quantity prices available on request. Data and charging circuits free on request with orders over £10 otherwise 30p post and handling (specify battery type), all prices include VAT. Please add 10% P&P on orders under £10 — 5% over £10.

Cheques, Postal Orders, Mail Order to


SOLID STATE SECURITY, DEPT. WW, 10 BRADSHAW LANE, PARBOLD, WIGAN, LANCs. 02575-4726

WW 075 — FOR FURTHER DETAILS

SINE WAVE INVERTERS

120-300 VA. 50/60 Hz

HIGH QUALITY YET ATTRACTIVELY PRICED A.C. POWER SUPPLIES FOR MOBILE, INDUSTRIAL, COMMUNICATIONS, MARINE AND MANY OTHER USES



SERIES A: 12/24 V DC.IP. 240, 220 or 115V. AC. D.P.

- ★ Ruggedly built in welded steel cases
- ★ Stabilised low distortion output
- ★ Closely controlled frequency
- ★ Full overload and short-circuit protection
- ★ Battery protection by low voltage warning and automatic cut-out
- ★ Automatic standby and remote options

CARACAL ENGINEERING
 42-44 SHORTMEAD ST., BIGGLESWADE, BEDS. Tel: 0767-81361

WW-092 FOR FURTHER DETAILS


Electronic Brokers The Computer People

STOP PRESS



Special purchase of MITE 123P Alphanumeric printer mechanisms solenoid-operated page printer using standard reversible typewriter ribbon. Prints standard 64 — ASCII character set on 8½" paper (80 characters per line, 6 lines to the inch). Maximum speed 11 cps. Power requirements 115VDC. Compact, lightweight unit 12" x 9" x 2¾", 9¾lbs. Supplied complete with full technical manual. **BRAND NEW SURPLUS. Only £75.00 + £3.50 P. & P. + 8% VAT.** (Mail order total £84.78).

SCOOP! MASSIVE BULK PURCHASE BRINGS YOU HAZELTINE VDUs AT LOWEST EVER PRICES



H1000 ONLY £350

H1200 ONLY £425


HAZELTINE H1000 and H1200 SPECIFICATION

SCREEN SIZE — 12" diagonal

SCREEN CAPACITY —
H1000 — 960 characters 80 per line x 12 lines
H1200 — 1920 characters 80 per line x 24 lines
CHARACTER GENERATION — 5 x 7 dot matrix 625 line raster
CHARACTER SET — 64 ASCII alphanumeric and symbols
CHARACTER SIZE —
H1000 — 1/8 inch (32cm) nominal height 3/32 inch (24cm) nominal width
H1200 — 1/10 inch (25cm) nominal height 3/32 inch (24cm) nominal width
CURSOR —
H1000 underline **H1200** reverse image block
TUBE PHOSPHOR — P4 (white on black)
REFRESH RATE — 50 fields per second
KEYBOARDS — TTY format attached
INDICATORS — Power On Parity Error Dataset ready
PARITY — Parity error indicated by Parity light and question mark (?) displayed in character position
TRANSMISSION — Asynchronous Switch-selectable for any two standard rates up to 9600 baud
OPERATING MODES — Full/half Duplex
MEMORY — High speed MOS refresh
STANDARD INTERFACE — CC ITT V-24 (EIA RS-232 B/C) 202C Optional

HAZELTINE H2000 SPECIFICATION

SCREEN SIZE — 12" diagonal 1998 characters, 74 per line x 27 lines
CHARACTER GENERATION — 5 x 7 dot matrix 625 line raster
CHARACTER SET — 64 alphanumeric and symbols 32 ASCII control codes
KEYBOARD — Detachable, solid state teletypewriter design 10-key numeric cluster plus editing and cursor control keys
TRANSMISSION — Asynchronous Switch-selectable for combinations of 5 standard rates 75 to 9600 baud
OPERATING MODES — Switch-selectable full duplex, half duplex or batch (buffered)
MEMORY TYPE — 2048 x 8 RAM
EDITING FEATURES — Full Cursor controls plus Insert/Delete Character Insert/Delete Line Clear Screen Clear Foreground Data Only Tab
STANDARD INTERFACE — CC ITT V-24 (EIA RS-232 B/C) or 202C Compatible
REMOTE COMMANDS — Insert Delete Line Clear Screen Clear Foreground Data Only Home Cursor Address Cursor. Set Background Intensity Set Foreground Intensity. Carriage Return Backspace Ring Bell, Transmit Print



H2000 FROM £495

AUXILIARY OUTPUT — Standard printer interfaces, standard cassette interface remote monitor interface
TUBE PHOSPHOR — P39 (green on black)

Mini-Computer Exchange

DEC BIG SAVINGS ON OUR LARGE STOCK OF PROCESSORS, PERIPHERALS AND ADD-ON MEMORY

PDP11/04-BD Processor (5¼ Chassis) with 8K MOS Memory & DL11W Interface **BRAND NEW CONDITION — ONLY £2,500.**



MS11-JP 16K MOS Memory Module (PDP11 04-11-34) £1 200

MF11-UP 16K Parity Core complete with Backplane (PDP11 35 11 40 11-45) **NOW ONLY £1,500.**

MM11-UP 16K Expander Core (prerequisite MF11 UP) **NOW ONLY £1,250.**

DL11WB Asynchronous Interface /line clock **£395.**



RK11D/RK05 Disk Drive and Control **FROM £4,950.**

RK05-J Slave Disk Drive **FROM £2,500.**

RK05-F Dual Density Drive **FROM £2,850.**


PDP8E and PDP8M Series — NEW LOW PRICES — 4K Processors with TTY Interface **FROM £1,500** (Add-on core available)



Printers and Terminals

LARGE STOCKS OF ASR33 AND KSR33 TELETYPE TERMINALS

- * ASCII Keyboard
- * Hard-copy unit (friction or sprocket paperfeed)
- * Paper tape punch and reader (ASR33 only)
- * Line unit (20mA/6V/80V)



Prices from **£425 (KSR)** and **£650 (ASR)**

SPECIAL OFFER — Standard ASR33 Teletype with custom built acoustic (sound-reducing) cover **£675.00**

ALSO AVAILABLE: DATA DYNAMICS Model 390 KSR and ASR terminals from **£525.00.**

TEXAS SILENT 700 Model KSR725 portable terminal with integral acoustic coupler **£695.00**

TEKTRONIX 611 STORAGE DISPLAY MONITORS

A further special purchase of Tektronix monitors in superb as-new condition. Provides stored displays of combined alphanumeric and graphic data via X, Y and Z inputs through rear BNC connectors or remote program connector. Operating functions: View and Erase (manual or programmable control). Non-Store and Write-Thru (programmable control). Display area 16 x 21 cm — 4000 characters. Viewing time at least 15 minutes without loss of resolution. **MODEL 611-162C (Horizontal Display Format). ONLY £950.00.**



Keyboards

NEW ASCII KEYBOARD MODEL KB756



NOW IN STOCK — BRAND NEW 56-STATION ASCII KEYBOARDS

Full 128 character set with ROM encoder (upper and lower case + control shift). Fully TTL — compatible — power requirements + 5v-12v. Supplied with full technical data, code chart, pin connections, circuit diagram and applications notes.

FANTASTIC VALUE AT £60.00 + £1 50 p & p + 8% VAT (mail order total £66 42)

Also available — a range of spares and accessories for the KB756 — edge connector, mounting frame, plastic or steel enclosure, spare ROMs. Send for data sheet / price list.

All items quoted are refurbished second-user equipment unless otherwise stated.

ELECTRONIC BROKERS LIMITED (COMPUTER DIVISION)

49-53 Pancras Road, London NW1 2QB. Tel. 01-837 7781. Telex: 298694

A copy of our trading conditions can be supplied on request

Hours of business:
9 a.m.-5 p.m. Mon.-Fri. Closed lunch 1-2 p.m.

ADD 8% VAT
TO ALL PRICES

Carriage & Packing charge extra
on all items unless otherwise stated

WW-117 FOR FURTHER DETAILS
www.americanradiohistory.com





£100 off
this super Hi-Fi system the
MATSI TFS60

from the
Lion House
BUDGET HI-FI DEPARTMENT

You can now purchase this fantastic Hi-Fi system complete for only £152.00 at what must be a fraction of its value today. System consists of:—the famous MATSI TFS60 Tuner/AMP; a really top quality receiver from one of Japan's leading manufacturers, 15 watts per channel FM/MW/LW, two LH6 speakers fitted with AR units and a Goldring belt-drive turntable with magnetic cartridge complete with an attractive plinth & cover of ultra modern design. Leads, etc. supplied free.

LION PRICE: Complete MATSI System £152.00
or purchased individually:
TFS60 Receiver: £69.90. LH6 Twin Speakers £55.
Goldring Turntable (cartridge Plinth & Cover) £29.95

Leading suppliers of TELEVISIONS, RADIOS, TAPE RECORDERS, BUDGET HI-FI, CASSETTE RECORDERS, SPEAKERS, AMPLIFIERS, TUNER, AMPS, VIDEO and MUSIC CENTRES and ACCESSORIES, EXPORT TELEVISIONS and MUSICAL INSTRUMENTS. ALL AT KEEN PRICES




Lion House

Stock list for the worlds major Hi-Fi manufacturers
LONDON'S HI-FI SUPERSTORE
227 TOTTENHAM COURT ROAD, LONDON W1
Tel: 01 580 7383 and 01 637 1601
Telex: 28394 LION G
Open 9 am to 6 pm Monday to Saturday (Thursday until 7 pm)

WW-041 FOR FURTHER DETAILS

D.Q. IRON PLATED LONG LIFE SOLDERING BITS



If you are not already using them there are good reasons to start now. D.Q. soldering bits are used by leading U.K. and Overseas Telecommunication, Electrical, Radio and T.V. equipment manufacturers.

D.Q. bits reduce production costs and improve productivity. We manufacture specials to suit your application and all bits are produced at our Sutton factory, prototype or quantities. Bits manufactured to suit most makes of soldering iron.

THE D.Q. ENGINEERING CO. LTD.
Junction Mills
Sutton-in-Ashfield, Nottinghamshire
Tel. 0623-57785

WW-017 FOR FURTHER DETAILS

240v Plug-In Relays 3 pole c/o 10 amp contacts 85p P P 15p.

COAXIAL CRYSTAL DETECTORS. (Marconi-Saunders). 200 MHZ-12 GHZ £7 50 (Diode CS9B £1.50)

FIBREGLASS COPPER-CLAD BOARD
9x 4 1/2 x 1/16in. 40p P&P 10p
9 x 6 x 1/16in 50p P&P 15p

OFF-CUT PACKS. 150 sq. ins £1 P P 25p
Double sided 1/2p per sq. in extra

MAGNETIC COUNTERS
3 Digit Reset (240v A.V.) £1 75 P&P 25p
6 Digit Reset (24v D.C.) £4 P&P 25p
4 Digit Non-Reset (24v D.C.) £1 P&P 25p
6 Digit Non-Reset (240v A.C.) £1 50 P&P 25p

MULTICORE CABLES
4 CORE RIBBON (RAINBOW) CABLE 4 — 10/ 2m m
Forming 1/4in. wide strip. 10m—75p 50m—£3 100m—£6 P&P 1p per metre
8 CORE RIBBON (RAINBOW) CABLE 8 x 14/76
Forming 1/2in. wide strip. 10m—£1.50 50m—£6 50 100m—£12. P&P 1p per metre

10 CORE CABLE 10 x 7/76 (10 colours) P.V.C
O D 7m.m 10m—£2 50m—£8.50 100m—£16. P&P 2p per metre

12 CORE SCREENED CABLE 12 x 14/76 with outer screen —P.V.C covered O D 9m m
10m—£4 50m—£18.50 100m—£35. P&P 2p per metre

16 PAIR RIBBON CABLE 16 x 2 core P.V.C.
Double sheathed forming 2in wide strip
10m—£3. 50m—£13.50 100m—£25 P&P 2p per metre

E.H.T. MODULES (Resin encapsulated in metal box)
Input 240v 50 Hz **Type 1** O/P 8kv @ 15 watts £8 75 P&P £1
Type 2 O/P 13.7kv @ 7 watts £10 P&P £1

STABILISED POWER SUPPLY (APT) 5-14 volts @ 6-amp Pre-Set (with manual) £20 P P £2

P.C. EDGE CONNECTORS
32 way (.1 pitch) finished ends 40p P&P 10p
56 way (.1 pitch) cuttable 65p P&P 15p
64 way (.1 pitch) cuttable 75p P&P 15p
64 way gold plated pins 90p P&P 15p
Mounting pillars for 56/64 way 15p per pair

'DRYFIT' RE-CHARGABLE BATTERIES (Lead/Acid)
Ex Equip. Good condition, tested
6v @ 6 A H £3 50 P&P 75p
6v @ 7.5 A H £4 00 P&P 75p

'BLEEPTONE' AUDIO ALARMS (Ex Equip) 12v D C 75p P P 10p

EMERGENCY LIGHTING UNITS. Automatically Switches to stand by-battery power (24v) when mains fails. Keeps battery pack fully charged on normal supply £15 (ex batteries) P P £1 50.

VARLEY LEAD-ACID BATTERIES. 6v 36 A H non-spill £6 ea P P £1 50

J. B. PATTRICK

191/193 London Road
Romford, Essex RM7 9DJ
Romford 44473

SINCLAIR PRODUCTS+
Microvision tv now in stock £200. PDM35 digital multimeter £25.95. Mains adaptor £3.24. Padded case £3.25. 30kv probe £18.36

S-DECS AND T-DECS*
S-DeC £3.39. T-DeC £4.44. u-DeCA £4.52. u-DeCB £6.73. 16 dit or 10T05 adaptors with sockets £2.14.

TV GAMES KITS
Send sae for data Tank battle chip plus economy kit £17.95. AY-3-8500 plus economy kit £8.95. Rifle kit £4.95.

MAINS TRANSFORMERS
6-0.6V 100ma 79p, 1 1/2 £2.35. 6 3V 1 1/2 £1.89. 9-0.9V 75ma 79p, 1a £1.99, 2a £2.60. 12-0.12V 50ma 79p, 100ma 90p, 1a £2.49. 13V 1/2a 95p. 15-0.15V 1a £2.79. 30-0.30V 1a £3.59.

JC12, JC20 AND JC40 AMPLIFIERS
A range of integrated circuit audio amplifiers with free data and printed circuits. JC12 6 watts £1.60. JC20 10 watts £2.95. JC40 20 watts £4.20. Send sae for data

PRINTED CIRCUIT MATERIALS
50 sq sqs pcb 40p. 1 lb FeCl £1.05. Dato pens 73p. Laminate cutter 75p. Small drill bit 20p.

BATTERY ELIMINATOR BARGAINS
3-way model 6/7 1/2/9V 300ma £3.30. 100ma radio models with press-stud connectors 9V £2.85. 6V £2.85. 4 1/2 + 4 1/2V £2.50. 9v + 9V £4.50. 6v + 6v £4.50. 4 1/2 + 4 1/2V £4.50. Cassette recorder main unit 7 1/2V 100ma with 5 pin din plug £2.85.

BATTERY ELIMINATOR KITS
Send sae for free data. 100ma radio types with press-stud connectors 4 1/2V £1.80. 6V £1.80. 9V £1.80. 4 1/2 + 4 1/2V £2.50. 6v + 6v £2.50. 9 + 9V £2.50. Transistor stabilized 8-way types for ioh hum 3/4 1/2/6/7 1/2/9/12/15/18V 100ma £3.20. 1 Amp £6.40. Heavy duty 13-wqy types 4 1/2/6/7/8 1/2/11/13/14/17/21/25/28/34/42V 1 Amp £4.65. 2 Amp £7.25. Stabilized power kits 2.18V 100ma £3.60. 2.30V 1A £9.95. 2.30V 2A £14.95. Car conversion kit input 12V dc output 6/7 1/2/9V 1A stabilized £1.85.

BI-PAK AUDIO MODULES
Send sae for data S450 tuner £23.51. AL60 £4.86. PA100 £16.71. SPM80 £4.47. BMT80 £5.95. MK60 £38.74. stereo 30 £20.12.

SWANLEY ELECTRONICS
Dept. WW, 32 Goldsai Road, Swanley, Kent
Mail order only Postage 30p extra Prices include VAT Official orders welcome

FOTOLAK

POSITIVE LIGHT SENSITIVE AEROSOL LACQUER

Enables YOU to produce perfect printed circuits in minutes!
Method: Spray cleaned board with lacquer. When dry, place positive master of required circuit on now sensitized surface. Expose to daylight, develop and etch. Any number of exact copies can of course be made from one master. Widely used in industry for prototype work.

FOTOLAK	£1 50	Pre-coated 1/16 Fibre-glass board	
Developer	30p	204mm x 114mm	£1 50
Ferric Chloride	40p	204mm x 228mm	£3 00

Plain Copper-clad Fibre-glass		Single-sided	Double-sided
Approx 3 18mm thick sq ft		£1 25	£1 50
Approx 2 00mm thick sq ft		£2.00	£2 25
Approx 1 00mm thick sq ft		£1 50	£1 75

Single sided Copper-clad Paxolin. 10 sheets 245mm x 150mm £2 50
Clear Acrylic Sheet for making master. 260mm x 260mm 10p

Postage and packing 60p per order VAT 8% on total
G. F. MILWARD ELECTRONIC COMPONENTS LIMITED
369 Alum Rock Road, Birmingham B8 3DR. Telephone: 021-327 2339



a comprehensive range of

TV DISTRIBUTION EQUIPMENT



We design and manufacture an extensive range of amplifiers, active equipment, tap-off units, outlet plates and other accessories for TV distribution systems. May we send you a copy of our latest catalogue which gives detailed technical specifications?

Labgear

Labgear Limited Abbey Walk
Cambridge CB1 2RQ England
Telephone: 0223 66521 (7 lines) Telex: 81105 LAB
Telegrams: Labgear, Cambridge

WW-019 FOR FURTHER DETAILS

ASTRA-PAK											
92 GODSTONE ROAD WHYTELEAFE SURREY CR3 0EB											
All prices include V A T Add 25p for P&P (Extra for overseas) Discounts over £10 less 5%, over £20 less 5%, over £20 less 10%, over £50 less 15%, over £100 less 20%. Send SAE for complete list of components											
7400	0.12	7495	0.54	74190	1.05	74LS113	0.36	4007	0.16	4085	0.72
7401	0.12	7496	0.60	74191	0.99	74LS114	0.36	4008	0.92	4086	0.76
7402	0.12	7497	2.38	74192	0.99	74LS123	0.82	4009	0.45	4089	1.55
7403	0.12	74100	0.94	74193	1.05	74LS124	2.45	4010	0.48	4093	0.65
7404	0.13	74104	0.40	74194	0.90	74LS125	0.44	4011	0.15	4094	1.80
7405	0.13	74105	0.40	74195	0.84	74LS126	0.44	4012	0.18	4095	1.10
7406	0.28	74107	0.28	74196	0.90	74LS132	0.69	4013	0.42	4096	1.10
7407	0.28	74109	0.45	74197	0.90	74LS136	0.40	4014	0.80	4097	3.50
7408	0.14	74110	0.46	74198	1.48	74LS138	0.53	4015	0.77	4098	1.12
7409	0.14	74111	0.70	74199	1.48	74LS139	0.53	4016	0.42	4099	1.90
7410	0.13	74118	0.82	74221	1.50	74LS151	1.05	4017	0.77	4404	1.00
7411	0.18	74119	1.30	74229	1.25	74LS154	1.20	4019	0.42	4428	0.80
7412	0.28	74120	0.82	74283	1.70	74LS155	0.86	4020	0.92	4445	1.50
7413	0.25	74121	0.25	74284	6.85	74LS156	0.86	4021	0.82	4449	0.30
7414	0.54	74122	0.40	74293	1.35	74LS157	0.47	4022	0.82	4501	0.17
7415	0.27	74123	0.53	74298	1.92	74LS158	0.53	4023	0.66	4502	0.88
7416	0.13	74126	0.45	74393	2.12	74LS160	1.22	4024	0.66	4507	0.50
7417	0.28	74128	0.62	74LS00	0.19	74LS161	0.69	4025	0.15	4508	2.25
7422	0.17	74132	0.68	74LS01	0.19	74LS162	1.22	4026	1.28	4510	1.05
7423	0.25	74135	0.68	74LS02	0.19	74LS163	0.69	4027	0.50	4511	0.98
7425	0.20	74136	0.75	74LS03	0.19	74LS164	1.20	4028	0.67	4512	2.82
7426	0.25	74137	0.94	74LS04	0.20	74LS168	2.00	4029	0.86	4514	2.85
7427	0.25	74141	0.58	74LS05	0.20	74LS169	2.00	4030	0.48	4515	2.90
7428	0.34	74142	2.00	74LS08	0.19	74LS170	1.76	4031	2.34	4516	1.02
7430	0.13	74143	2.00	74LS09	0.19	74LS173	1.05	4033	1.25	4518	0.99
7432	0.24	74143	2.00	74LS09	0.19	74LS174	1.12	4034	2.00	4519	0.50
7433	0.32	74144	2.00	74LS10	0.19	74LS175	1.05	4035	1.00	4520	1.05
7437	0.24	74145	0.84	74LS11	0.19	74LS188	2.85	4036	2.40	4521	2.00
7438	0.24	74147	1.30	74LS12	0.19	74LS189	2.00	4037	0.99	4522	1.35
7440	0.13	74148	1.18	74LS13	0.46	74LS190	0.81	4038	1.00	4527	1.60
7441	0.52	74150	0.99	74LS14	1.10	74LS191	0.81	4039	2.80	4528	0.92
7442	0.55	74151	0.60	74LS15	0.19	74LS192	1.80	4040	0.88	4529	1.10
7443	0.90	74153	0.60	74LS20	0.19	74LS193	1.80	4041	0.77	4536	3.56
7444	0.90	74154	1.05	74LS21	0.19	74LS195	1.12	4041	0.77	4536	3.56
7445	0.70	74155	0.63	74LS22	0.19	74LS196	1.20	4042	0.72	4553	4.20
7446	0.70	74156	0.63	74LS22	0.19	74LS197	1.20	4043	0.82	4555	0.85
7447A	0.64	74157	0.63	74LS27	0.40	74LS221	1.12	4044	0.82	4556	0.85
7448	0.80	74159	1.70	74LS30	0.19	74LS247	0.97	4045	1.00	4558	1.25
7450	0.13	74160	0.80	74LS32	0.25	74LS248	0.97	4046	1.32	4566	1.40
7451	0.13	74161	0.80	74LS37	0.27	74LS249	0.97	4047	0.96	4583	0.75
7453	0.13	74162	0.80	74LS38	0.27	74LS251	1.00	4048	0.60	4585	1.03
7454	0.13	74163	0.80	74LS38	0.27	74LS251	1.00	4048	0.60	4585	1.03
7454	0.13	74163	0.80	74LS38	0.27	74LS253	1.05	4049	0.42	4585	1.03
7460	0.13	74164	0.89	74LS40	0.19	74LS255	1.05	4050	0.42	4585	1.03
7470	0.28	74165	0.89	74LS42	0.53	74LS258	1.05	4051	0.84	4585	1.03
7472	0.22	75166	0.99	74LS47	0.97	74LS266	0.39	4052	0.84	4585	1.03
7473	0.26	74167	2.70	74LS48	0.97	74LS273	2.50	4053	0.84	4585	1.03
7474	0.26	74170	1.68	74LS49	0.97	74LS279	0.50	4054	1.10	4585	1.03
7475	0.30	74172	4.00	74LS51	0.19	74LS283	1.00	4055	0.40	4585	1.03
7476	0.26	74173	1.18	74LS54	0.19	74LS286	2.85	4060	0.98	4585	1.03
7480	0.45	74174	0.89	74LS55	0.20	74LS293	0.90	4066	0.48	4585	1.03
7481	0.90	74175	0.68	74LS73	0.30	74LS298	1.60	4067	3.50	4585	1.03
7482	0.80	74176	0.88	74LS74	0.34	74LS352	0.92	4068	0.24	4585	1.03
7483	0.72	74177	0.88	74LS75	0.45	74LS353	1.05	4069	0.17	4585	1.03
7484	0.90	74178	1.20	74LS76	0.32	74LS365	0.50	4070	0.17	4585	1.03
7485	0.88	74179	1.10	74LS78	0.32	74LS366	0.50	4071	0.17	4585	1.03
7486	0.26	74180	0.90	74LS85	0.90	74LS367	0.50	4072	0.17	4585	1.03
7489	2.00	74181	1.92	74LS86	0.35	74LS368	0.50	4073	0.17	4585	1.03
7490	0.35	74182	0.75	74LS86	0.35	74LS386	0.37	4075	0.17	4585	1.03
7491	0.85	74184	1.20	74LS89	0.95	74LS670	2.00	4076	1.05	4585	1.03
7492	0.44	74185A	1.20	74LS95	1.10	4000	0.14	4077	0.46	4585	1.03
7493	0.40	74186	7.20	74LS107	0.36	4001	1.20	4078	0.22	4585	1.03
7494	0.80	74188	2.70	74LS109	0.90	4002	0.16	4081	0.17	4585	1.03
				74LS112	0.38	4006	0.92	4082	0.20	4585	1.03

WW-087 FOR FURTHER DETAILS

STEREO DISC AMPLIFIER 2

FOR BROADCASTING, DISC MONITORING AND TRANSFER WITH THE HIGHEST QUALITY. Stereo Disc Amplifier 2 is a self-contained mains powered unit which accepts cartridge inputs and produces balanced line level outputs. Permanent rumble filtering and switched scratch filtering are included. 1 KHz @ 6mV set for 0dBV 7 output, loaded 600 ohms.

Total Harmonic Distortion
Output + 10dBV 7 30 Hz - 20KHz below noise
Output + 20dBV 7 1KHz - 88dB 0.004% 30Hz 20KHz - 82dB 0.008%
Static Intermodulation Distortion 50Hz + 7KHz 4 1
Output + 10dBV 7 -90dB 0.003% limit of measurement

Dynamic Intermodulation Distortion 3 18KHz square wave (single pole -3dB @ 100KHz) + 15KHz sine wave 4 1 Relative to 15KHz component
Pre-emphasised input 1V pk-pk -70dB 0.03% limit of measurement

Cartridge impedance interaction on frequency response.
High inductance cartridge, 1H Less than 0.2dB
Within 1dB

Clipping Point Complementary to RIAA Curve. 1KHz clips at + 24dBV 7 output
30Hz 20KHz

Differential Phase Shift between left and right channels
50Hz-20KHz Within 0.5
Worst error at LF and HF filter turnovers Within 5
Crosstalk 1KHz - 76dB 30Hz-20KHz - 60dB

SURREY ELECTRONICS
The Forge, Lucks Green, Cranleigh, Surrey GU6 7BG (STD 04866) 5997

NEW

NOISE SUPPRESSION CAPACITORS 250v AC

0.015	.13
0.022	.15
0.033	.14
0.047	.15
0.068	.16
0.1	.18
0.15	.24
0.22	.32

.015 -1 PCM 15mm 22.5mm


POLYPROPYLENE RADIAL LOAD

Cylindrical Plastic Case.
PCM 5mm. PCM 2 1/2%
Tolerance - 100pf, 220pf,
330pf, 470pf, 630V
680pf, 1000pf, 1500pf,
2200pf, 3300pf, 4700pf,
160V Size 7x12 5mm.
Price: 0B ea.

TANTALUM BEAD			
47	35V .10	22	10V .15
1	35V .10	22	16V .16
2.2	16V .10	47	16V .18
2.2	25V .10	220	3V .18
3.3	16V .10	100	6V .18
4.7	10V .10	100	10V .32
10	16V .11		
10	35V .15		
15	25V .15		

C.W.O. V.A.T. included
P. & P. 20p - Overseas extra

GREENWAY ELECTRONIC COMPONENTS
(EAST GRINSTEAD) LTD.
62 Maypole Road, Ashurst Wood, East Grinstead, Sx. RH19 3RB.
Tel. 034-282 3712



Semiconductor Supplies

(CROYDON) LIMITED

SUMMER 1978 CATALOGUE

Orchard Works, Church Lane, Wallington, Surrey, SM6 7NF

Telephone: 01-647 1006 (5 LINES) TELEX 946650

WW-096 FOR FURTHER DETAILS

Appointments

Advertisements accepted up to 12 noon Tuesday, August 1, for the September issue, subject to space being available.

DISPLAYED APPOINTMENTS VACANT: £7.50 per single col. centimetre (min. 3cm).
LINE advertisements (run on): £1.10 per line, minimum three lines.
BOX NUMBERS: 50p extra. (Replies should be addressed to the Box Number in the advertisement, c/o Wireless World, Dorset House, Stamford Street, London SE1 9LU.)
PHONE: Barry Leary on 01-261 8508
 Classified Advertisement Rates are currently zero rated for the purpose of V.A.T.

Installation Engineers around the World.

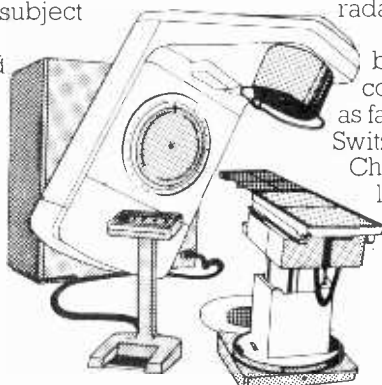
M.E.L. a Division of Philips Electronic and Associated Industries is committed to the Development, Manufacture and Marketing of advanced Linear Accelerators. They are installed in major hospitals throughout the world. These machines play an important role in the treatment of Cancer, a subject which demands sustained developments, sophisticated equipment and highly professional Engineers.


If you are a self-reliant, mature and adaptable Engineer prepared to spend periods of six to sixteen weeks away from base, join our team and

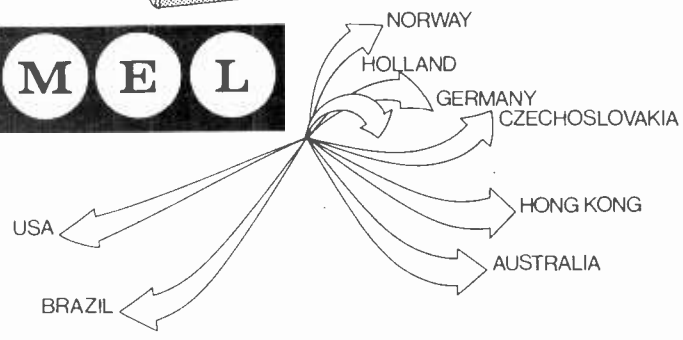
share the challenge and rewards of worldwide installation work.

Male or female, you will need to be qualified to HNC level with a good knowledge of semi-conductor and digital circuitry and ideally with experience of modern high power radar and computer systems.

Based in Crawley, Sussex midway between London and Brighton you could become involved in projects as far afield as the USA, Austria, Switzerland, Yugoslavia, Holland, China, Brazil and Norway. So if you are looking for the opportunity to carry out worthwhile medical installation work on a worldwide basis, get in touch - NOW.







Contact Alistair Budd,
 Personnel Officer,
 M.E.L., Manor Royal, Crawley, Sussex.
 Telephone: Crawley 28787.

8314

TELEVISION ENGINEER

A vacancy occurs with an old establishment Retailer.

The post requires someone with a wide range of experience in Television and Audio equipment, a clean driving licence is essential. Large flat available for suitable applicant

HYDES OF CHERTSEY LTD.
 56/60 Guildford Street, Chertsey
 Telephone: Chertsey 63243
 (8225)

SALOP AREA HEALTH AUTHORITY
ELECTRONICS ENGINEER
GRADE III

required for the Area Works Department based initially at Copthorne Hospital attached to the Intensive Therapy Unit

Qualification: H.N.C./O.N.C. ELECTRONICS
Responsible to: Area Engineer
Salary Scale: £3,744-£4788 per annum

Experience required

Candidates must possess a wide experience of electronic equipment, together with appreciation of the safety aspects of such equipment.

The position offers the opportunity to be involved in a very rewarding aspect of electro-medical engineering and he/she will be under the control of the respective clinician within the above department for all clinical responsibilities appertaining to his/her duties.

For job description and application form write to Area Engineer, Area Works Department, Copthorne Hospital South, Shrewsbury, Salop. Tel. 52244 Ext. 3273. Closing date 8th August, 1978
 (8362)

FRANK CODY
ELECTRONICS LTD.
 require
AN ELECTRONICS
ENGINEER

with some experience of V.H.F. and U.H.F. R/Ts for interesting work on our range of marine and land mobile communications and navigation equipment

Frank Cody Electronics Ltd.
 40 Sunbury Cross Centre
 Sunbury-on-Thames
 Middlesex TW16 7AZ
 Tel: Sunbury-on-Thames 88705
 (8326)

Aircraft Equipment Department

Electronics Research and Development with Ferranti



Section Leader Static Invertors

The Aircraft Equipment Department at Bracknell now require an experienced Electronic Engineer to lead a team responsible for static power conversion activities. This is an activity in which the Company has achieved a leading position and we consider that the post can only be filled by a professionally qualified engineer with drive and ability who has had several years experience in the design and development of static invertors, power supplies and allied equipment. An attractive salary will be paid and relocation expenses and housing assistance may be available if required.

The laboratories are located in a pleasant manor house on the outskirts of Bracknell.

Applications should be made in the first instance to Mrs. J. Hunt, Ferranti Limited, Lily Hill House, Bracknell, Berkshire RG12 2SJ. Telephone Bracknell 24001. Please quote reference number A209/ WW

FERRANTI

Selling technology

(8374)

THE OPEN UNIVERSITY



FACULTY OF TECHNOLOGY

RESEARCH TECHNICIAN

(Electronics and Telecommunications)

A technician is required to join the Electronics Discipline. His or her main duties will be to contribute to the Discipline's research programme in telecommunications, digital processing, instrumentation and control. This will involve the construction and testing of experimental and prototype electronic equipment, the maintenance and updating of documentation and drawings and the general maintenance of the technical facilities in the electronics research laboratory. The required qualification is ONC in electronics T5 or equivalent with, preferably, two years' experience of laboratory or prototype development work.

The person appointed will be expected to live within 20 miles of the University. We do offer assistance with removal expenses to make this possible. There is a wide variety of corporation and private housing, and we have an Accommodation Officer to advise and help new appointees.

The appointment is at Technical Grade 3, for which the salary scale is £2 688 - £3 060 per annum. We offer generous holidays and excellent social and sporting facilities.

Application forms and further particulars are available, by postcard request please, from The Recruitment Office, (MH3427-1), The Open University, P.O. Box 75, Walton Hall, Milton Keynes MK7 6AL, or by telephone from Milton Keynes 63405 or Milton Keynes 63868 (24 hour answering service). Closing date for applications 4th August, 1978.

(8381)

APPOINTMENTS IN ELECTRONICS

Take your pick of the permanent posts in:

MISSILES — MEDICAL COMPUTERS — COMMS
MICROWAVE — MARINE HARDWARE — SOFTWARE

For expert advice and immediate action on career improvement, phone, or write to, Mike Gernat BSc

Technomark
Engineering and Technical Recruitment

11 Westbourne Grove
London W2 01-229 9239

SPEECH FOR THE TOTALLY DEAF

A post is available for a Ph.D. level ELECTRONICS ENGINEER/PHYSICIST to work on the practical development of a bio-compatible electro-cochlear stimulator. An ability in the use of bio-compatible materials and an interest in hearing would be an advantage. A knowledge of speech processing and micro-computer techniques is desirable.

The work is complementary to an MRC supported research investigation into the feasibility of providing a degree of useful hearing for speech by extra-cochlear electrical stimulation. It has proved possible in this way to give hearing for certain speech patterns to some persons who are otherwise irretrievably deaf. Collaboration with the present team members would be necessary at Cambridge, Guy's Hospital and University College, London. Salary support for a period of three years is available from the Royal National Institute for the Deaf — Range II £5,669 to £6,077. Application for background information should be made either to Professor A. J. Fournier, Dept. of Phonetics and Linguistics, University College, London, 4 Stephenson Way, London NW1; to Mr. C. E. Dooke, Guy's Hospital, London, SE1, or to Dr. B. C. Moore, Dept. of Psychology, Downing Street, Cambridge.

8324

UNIVERSITY OF EDINBURGH
DEPT. OF CHEMISTRY

ELECTRONICS TECHNICIAN

A challenging position for the successful applicant, who must take charge of a well equipped electronics workshop and three qualified technicians. The department has a wide range of sophisticated instrumentation and the applicant should have a broad spectrum of electronics experience and will be expected to advise staff on design and data collection problems. HNC or equivalent qualifications desired. Salary on the scale £3,654-£4,365 p a.

Application forms are available from the Personnel Office, University of Edinburgh, 63 South Bridge, Edinburgh EH1 1LS. Telephone 031-667 1011, ext. 4510-3. Ref. A278

(8344)

MEDICAL RESEARCH COUNCIL
NATIONAL INSTITUTE
FOR MEDICAL RESEARCH

A vacancy exists in a multidisciplinary team for a

PHYSICIST or ENGINEER

to work on optical devices for investigating human hearing, in a challenging project involving coherent optics and state of the art electronics. The appointment will be for up to three years and will be in the present salary scale £4387-£6850 (under review) according to age and qualification, plus £450 p a. London Allowance, superannuation provision.

There is also a permanent Research Officer post in the Engineering Department for general electronic projects, experience in optics would be an advantage. Salary range £3615-£5260, according to age and qualifications.

Applications, giving details of qualifications, experience and the names of two professional referees, should be sent to the Director, National Institute for Medical Research, Mill Hill, London NW7 1AA. Closing date 28th July, 1978.

(8361)

THE ROYAL NATIONAL THROAT, NOSE AND EAR HOSPITAL

Gray's Inn Road, London WC1X 8DA

MEDICAL PHYSICS TECHNICIAN IV

Applications are invited for this post in the Audiological Physics Department to join the team of Physicists and Technicians developing and maintaining audiological equipment of all kinds. Candidates should have O.N.C., H.N.C., H.N.D., or an equivalent qualification in electronics with relevant experience. An interest in Electro-Acoustics should be an advantage. Salary scale £3069-£4134 p a plus London Allowance of £354 p a.

Application forms and details from Miss P. Colyer Audiology Division, R.N.T.N.E. Hospital, 330 Gray's Inn Road, London WC1X 8DA. 01-837 8855 ext 133.

8332

Electronics Engineers on the move

INVEST
5 MINUTES
IN YOUR
FUTURE

DESIGN, TEST, Q. A; FIELD SERVICE, MANAGEMENT, ETC.

Take advantage of the best opportunities being offered in the Electronics Industry from amongst over 3000 U.K. Companies with whom we deal. We are seeking all categories of Electronics Engineers for equipment ranging from computers to communications.

By returning the application form below, your job requirements will be matched against our clients' numerous vacancies, many of which are not advertised. Your application will be treated in strict confidence and no approaches will be made to existing employers or to any other companies you care to specify. Please remember, our service is completely FREE to applicants.

So don't delay - act now to give yourself the best chance of finding the perfect job.

If you wish to discuss any aspect of the Electronics job market, you are welcome to phone anytime. Please ask for Brian Cornwell.

Capital Appointments Ltd. 29/30, Windmill St. London, W.1. ☎ 01-637 5551

PLEASE WRITE IN BLACK INK. (OR BLUE)

NAME: A.H. Esquire ADDRESS: 80, BR, B B302DX
 Tel: (Home): 01558089172 (Office): V. & B. Elect. Eng. Dept: 5th floor (phone box) DC 409 (Research Lab)
 Date of Birth: 31/1/58 Place of Birth: W-O-T, Surrey Nationality now: British If not British, is a ?
 Marital Status: Unemployed Car Driver: If you buy me one Car Owner: If you pay for one Work Permit req'd?

Type of Position required: Upgraded (HA HA) - (Company director if poss) approx. Salary level: 1071

Please indicate areas in which you are prepared to work:

Cent. London	S. Coast	E. Midlands
S. E. London	West Country	W. Midlands
S. W. London <input checked="" type="checkbox"/>	N. E. Engl.	E. Anglia
N. E. London	N. W. Engl.	Wales
N. W. London	Scotland <input checked="" type="checkbox"/>	Overseas <u>SWF.</u>
Home Counties: N. W. <u>Surrey/Berk</u>	N. E.	S. W.
		S. E.

Are you a houseowner? NO Are you willing to relocate? ???
 Are you prepared to travel - In U.K? Yes Overseas? Self France
 State of health: Poor at present (Cold), usually v. good
 Notice Period required: 109 Availability for interview: Friday Mornings, before 11.

EDUCATION: NOT PROPER

Secondary School Qualifications:

College or University Quals: 2/3 degree Hon.

Any Professional Membership:

4 A-levels, lots of O-levels.

INDUSTRIAL EXPERIENCE:	Period of Employment	Company & Location	Products	Job Title	Responsibilities	Reason for leaving	Final Salary
1. Current or last employment	From:	<u>Sperry's</u>	<u>Message Switch</u>	<u>Engineer</u>	<u>Very few - included getting signatures for approval of drawings.</u>	<u>Had to go back to Brun</u>	<u>£52-80 p.w.</u>
	To:	<u>Bracknell</u>					
2. Previous employment	From:	<u>Self-employed</u>	<u>TV</u>	<u>Repair (half-time)</u>	<u>TO customer.</u>	<u>lost interest, insufficient income.</u>	<u>~£20 pw!</u>
	To:						
3. Previous employment	From:	<u>---</u>	<u>---</u>	<u>---</u>	<u>---</u>	<u>---</u>	<u>---</u>
	To:						

ELECTRONICS PROFILE: Indicate extent of experience- A-Extensive; B-Moderate; C-Limited; If Nil experience, leave blank.

<input checked="" type="checkbox"/> Telephone Eqt.	<input type="checkbox"/> Data Comms.	<input checked="" type="checkbox"/> Radio/Hi-Fi/T.V.	<input type="checkbox"/> Broadcast Eqt.
<input checked="" type="checkbox"/> Digital/Logic	<input type="checkbox"/> Analogue Eqt.	<input checked="" type="checkbox"/> Software/Programming	<input type="checkbox"/> Minis/Microprocessors
<input checked="" type="checkbox"/> Computers/Periphs.	<input type="checkbox"/> Test Gear/ ATE.	<input type="checkbox"/> Process Control	<input type="checkbox"/> Power Supplies
<input type="checkbox"/> UHF/VHF. Comms.	<input checked="" type="checkbox"/> Microwave	<input type="checkbox"/> Radar/Nav aids	<input type="checkbox"/> Medical Electronics
<input type="checkbox"/> Signalling Systems	<input type="checkbox"/> Security Eqt.	<input type="checkbox"/> Avionics	<input checked="" type="checkbox"/> Simulators
<input type="checkbox"/> Weapons	<input type="checkbox"/> Scientific Eqt.	<input type="checkbox"/> Data Recorders	<input type="checkbox"/> Photocopiers
<input type="checkbox"/> Phototypesetting	<input type="checkbox"/> Servo-mechs.	<input type="checkbox"/> Components-Active	<input type="checkbox"/> Components-Passive
<input type="checkbox"/> Production Eng.	<input type="checkbox"/> Electrical Eng.	<input checked="" type="checkbox"/> Telling off store-keeper.	<input checked="" type="checkbox"/> making tea

Others - Please state.

Please indicate any Companies you do not wish us to contact.

Well, I nicked a few 'scopes from GEC, so don't contact anyone in the GEC group, OK?

If you wish to detail further aspects of your experience or job requirements, please enclose on a separate sheet. ww31

Radio Officers

When the ship comes home, why not settle down?

We're the Post Office Maritime Service and we have everything in a job that you'd want: the kind of work you're trained to do, good pay, job security and all the comforts of home where they really count – at home!

Vacancies exist at several coast stations for qualified Radio Officers to carry out a variety of duties that range from Morse and teleprinter operating to traffic circulation and radio telephone operating. And for those with ambition, the prospects of promotion to senior management are excellent.

You must have a United Kingdom Maritime Radio Communication Operator's General Certificate or First Class Certificate of proficiency in Radio-telegraphy or an equivalent certificate issued by a Commonwealth

Administration or the Irish Republic. And, ideally, you should have some sea-going experience.

At 25 or over, salary starts around £4093, rising after three years to about £5093. (Starting salary for those between 19-24 varies between £3222-£3732.) Overtime is additional, and there is a good pension scheme, sick-pay benefits and at least 4 weeks' holiday a year.

For further information, please telephone Andree Trionfi on Freefone 2281 or write to her at the following address: ETE Maritime Radio Services Division (WW/C/8) ETE17.1.1.2, Room 643, Union House, St. Martins-le-Grand, London EC1A 1AR.

Post Office Telecommunications

(7141)

RADIO TECHNICIANS

Government Communications Headquarters has vacancies for Radio Technicians. Applicants should be 19 or over.

STANDARDS required call for a sound knowledge of the principles of electricity and radio, together with appropriate experience of using and maintaining radio and electronic test gear.

DUTIES cover highly skilled telecommunications/electronic work, including the construction, installation, maintenance and testing of radio and radar telecommunications equipment and advanced computer and analytic machinery.

QUALIFICATIONS: Candidates must hold either the City and Guilds Telecommunications Part 1 (Intermediate) Certificate or equivalent HM Forces qualification.

SALARY (inc. supps.) from £2,673 at 19 to £3,379 at 25 (highest pay on entry) rising to £3,883 with opportunity for advancement to higher grades up to £4,297 with a few posts carrying still higher salaries.

Opportunities for service overseas.

Further particulars and application forms available from:

GCHQ

Recruitment Officer (Ref. WW/18)
GCHQ, Oakley
Priors Road, Cheltenham, GL52 5AJ
Cheltenham (0242) 21491 ext 2270

(8035)

Marine Radio Service Engineers

Tilbury and Milford Haven

International Marine Radio Co. – a subsidiary of Standard Telephones and Cables Ltd – is engaged in the manufacture of high quality marine communication equipment. Due to our continuing expansion plans we have vacancies for Marine Radio Service Engineers in our Tilbury Depot. As part of this expansion programme it is also our intention to open a Depot in the Milford Haven area.

The work will be concerned with installation and service of communication equipment on board commercial vessels of all types.

Ideal candidates, male or female, will have had at least three years sea experience as a Radio/Electronics Officer. A company vehicle is provided for business and personal use.

For further details on both these positions please contact: Jonathan Smith, International Marine Radio Co. Ltd., Peall Road, Croydon, CR9 3AX. Telephone 01-684 9771.

ITT Marine

(8323)



H.M.G.C.C.

ELECTRONIC ENGINEERS

Designers and Development Engineers are required for work in the HF and UHF fields and in general analogue and digital circuitry.

The Establishment is sited in rural surroundings in North Bucks. within easy reach of Northampton, Bedford and Milton Keynes. A frequent rail service and the M1 motorway provide easy access to London. House prices in the area are still at provincial levels.

Minimum academic qualification is HNC and, for Higher Scientific Officer, five years' post-qualification experience (for graduates with First or Second Class Honours this is reduced to two years' post-graduate experience).

Salaries are:

Scientific Officer £2839-£4415

Higher Scientific Officer £4101-£5448

DRAWING OFFICE STAFF

Drawing Office Staff are required in a supporting role to the above engineers.

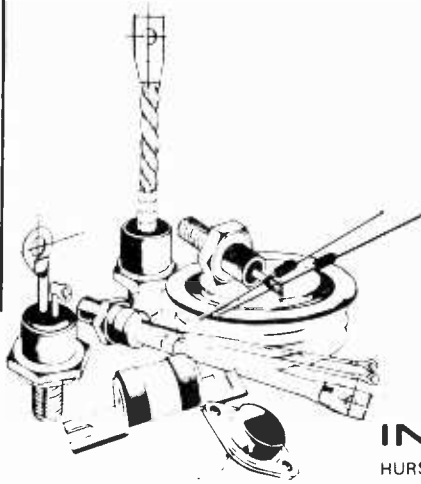
Salaries are in the ranges: £3148-£4326
£4326-£4869

Salaries for Drawing Office Assistants are £2119-£3189, depending upon age, qualifications and experience.

For application form please apply to:

The Administrative Officer (Dept. WW)
HM Government Communications Centre
Hanslope Park
Hanslope
Milton Keynes
Bucks.
MK19 7BH

Internal Sales Engineers (Semiconductors)



These positions involve dealing with customers' application problems relating to our devices, and providing a technical back to our field sales force.

An ONC is a minimum requirement and HNC/Degree would widen the future horizon. Ideally applicants will be in their twenties or early thirties with previous relevant experience.

Attractive salary and excellent prospects of promotion into all aspects of sales and marketing here and in our European headquarters. For further details telephone: Mike Walker, OEM Sales Manager, or Alf Tucker, Personnel Manager.

(8377)

INTERNATIONAL RECTIFIER

HURST GREEN · OXTED SURREY RH8 9BB TEL. OXTED 3215/4231 TELEX RECTUK OXTED 95219



SALES ENGINEER

(Male / Female)
MIDLANDS / NORTH OF ENGLAND

Our Clients, whose Head Office is based in the South of England, are a young marketing division of an American Company engaged in the professional Audio Field. They require to expand their sales team and seek a representative to sell in the Music and P.A. industry as well as Studio and Television. The area to be covered being the Midlands to the North of England.

Our Clients handle a range of professional sound products from America, already widely accepted in the appropriate fields.

Qualifications required are H.N.C. minimum, preferably in Audio. However, experience in selling Audio Products and proven sales ability will be considered.

Salary package of up to £5,000 per annum together with a Cortina Estate car will be offered to the successful applicant. If you wish to join a Go Ahead Company, then write, stating age, qualifications and experience to.

BEDFORD BUREAU
4/5 North Street, Quadrant, Brighton BN1 3FA

(8325)

Advanced realist wanted for electromedical product development

We are looking for a person who possesses two main qualities: the ability to generate ideas and the experience to oversee their development into commercially realistic prototypes. It follows that a sound knowledge of the latest electronic techniques is an essential requirement.

The right person will be invited to head our development team and play a major part in the realisation of our next generation of electromedical products. We are a leading British manufacturer of Physiotherapy equipment involving pulse stimulator, ultrasound, short wave and microwave techniques. We now wish to develop new products, as well as updating aspects of existing equipment.

If you feel that you are such a person, we should like to hear from you. Please enclose full details of your career and qualifications, and it would also be helpful if you included a few words indicating your own involvement with our particular section of the industry.

If you are the right person, you will find that we are offering a very attractive salary with a full range of benefits, plus a very agreeable working environment in south Oxfordshire.

Please address your application to **Box No. WW8337**.

(8337)

A challenging career in the Medical Field

International X-Ray Company, a leader in its field, has several interesting positions for

X-RAY ENGINEERS

These vacancies occur in the North West and Southern England

Very generous salaries will be paid to the successful applicants.

A Company Car will also be provided.

There are excellent promotion prospects for the right persons.

Those applying should be suitably qualified electronically and preferably have some experience in the X-Ray Field.

Please apply in writing to.

C. G. R. Medical Ltd.

Astronaut House, Feltham, Middlesex

Giving full details of education and career to date

(8331)

UNIVERSITY OF SALFORD

PSYCHOLOGY TECHNICIAN

Required to assist with research work and under-graduate practical classes in the Department of Sociology and Political Studies. Duties will include maintenance, modification and construction of equipment and after appropriate training, assistance with psychological testing.

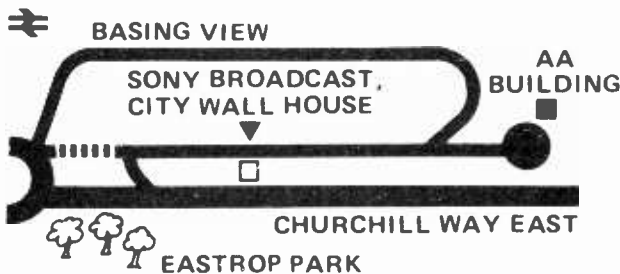
Salary Grade 5 £3186 to £3720.

Further details and application forms available from The Registrar, University of Salford, Salford M5 4WT, to whom completed applications should be returned by 28th July, 1978, quoting reference SOC/77/WW.

Sony Broadcast establish New European Headquarters in Basingstoke.

In February, the setting up of a new **SONY BROADCAST Technology Centre** in the UK and the search for suitable premises in the Basingstoke, Reading or Camberley areas, was announced.

We have now found what we were looking for at **City Wall House**, Basing View, Basingstoke – a fine new building in the business area with a commanding view over the town and the park. Our warehousing, production, test and despatch facilities are under construction just a mile or so away. In addition, we are, of course, retaining our distributor facilities at Vianen in Holland.



Our earlier advertisements brought such a terrific response that we have now filled all but one of our immediate engineering vacancies but we do still have a vacancy for an **ASSISTANT MANAGER (SPECIAL PROJECTS)** at a starting salary of **£7,000 p.a.** The man or woman we are looking for will not necessarily hold a degree although a full and detailed knowledge of television principles and practice is essential. Rather, we are looking for someone who is essentially practical with at least two years experience of all aspects of studio or outside broadcast unit planning and design. Not a detailed expert but someone equally at home with lightning conductors and drains, facilities diagrams, cable schedules and standby electric generators. Ideally, someone in their mid to late twenties, anxious to develop their potential in a thrusting new company. Applicants, giving full details of qualifications and experience, please contact Mr Ken Barrett, Technical Director.

SONY BROADCAST also have the following vacancies in the Marketing Services Department of their Marketing Division based in Basingstoke, Hants:

SALES PROMOTION MANAGER

Starting salary £8,500 plus car

ASSISTANT SALES PROMOTION MANAGER

Starting salary £7,000

EXECUTIVE SECRETARY (Multilingual)

Starting salary £3,200 to £4,000 depending on qualifications and experience

COPY TYPIST/CLERK

Starting salary £2,500 to £3,000 depending on age, competence and experience

Basically, we are now ready to set up an efficient and effective Sales Unit which will prepare attractive Proposals for our customers both in the UK and overseas. We are aiming at a same-day service in response to telephone, telex or Ansafone enquiries, 48 hours in response to written enquiries or invitations to tender for standard products.

Ideally, our **SALES PROMOTION MANAGER** will be a multilingual man or woman able to translate from German, French, Italian and Spanish into English and to converse briefly in these languages, with up-to-date experience of UK commercial practice in the broadcasting business, together with an engineering background, a pleasant manner and a proven ability to sell. Clearly, we are not going to find all these attributes in one person – if we do, we will gladly pay both salaries together – and hence the post of **ASSISTANT MANAGER** to complement the first. We must have at least one different language in each person, at least one must have relevant commercial experience, at least one must know enough about broadcast engineering to be able to respond fully to enquiries about specifications and facilities. Both should have a pleasant manner. Some travel will be necessary, mainly in the UK. Applications please, giving full details of qualifications and experience to Stuart Sansom, OBE, Marketing Director.

"What we are offering is unique – and the needs of broadcasters are tremendous."

– Masahiko Morizono, Managing Director, Sony Corporation



Sony Broadcast, City Wall House, Basing View, Basingstoke, Hants.
Tel: 0256 55011 Telex: 858424

(8340)

ELECTRONICS TECHNICIANS

When you see a good job advertised what do you look for next?

Obviously, before you contemplate a change of job and possibly area you must weigh-up your present job prospects, pay and surroundings and measure them against those that have attracted you. Really that's all we want you to do NOW – we are confident that the combination of Marconi Instruments and its locations in St. Albans and Luton will persuade you to give very serious consideration to the appointments we have vacant.



Job Satisfaction

If you would like working for a successful Company you'll like us – 66% of our products ranging from microwave test equipment to automated test systems are exported. Unlike any other in the business we achieved the 'double' in 1977 with the Queen's Award for both Exports and Technological Achievement – just two reasons why our people have every reason to be proud of their Company and its expertise.

Housing

The Hertfordshire/Bedfordshire area is probably one of the most picturesque of the counties surrounding London and contains some very reasonably priced housing both of the modern and rural varieties. The average family house is priced in the region of £16,000 to £22,000.



Schooling

The family man will be particularly impressed with the local schools both Junior and Senior – modern, spacious buildings are the order of the day and individual successes are very encouraging.

Sports and Social Activities

For the energetic our own sports and social club is very active, particularly with the recent addition of a squash court. Golf courses, cricket and football clubs abound and for the less energetic many social activities are available.



Local Amenities

If you still have time on your hands you will enjoy a visit to the theatre in either St. Albans, Luton or Watford. The local Rep. is very well supported.

All in all we can offer you a really worthwhile job, attractive pay, relocation and equally important, excellent local surroundings. Why not ring John Proddger, Personnel Officer, he lives locally and can give you first hand information about the jobs and surrounding districts.

MARCONI INSTRUMENTS LIMITED
Longacres, Hatfield Road, St. Albans, Herts.
Tel: St. Albans 59292 or after 6pm and weekends
St. Albans 30602



A GEC MARCONI ELECTRONICS COMPANY

(8384)



require

FIELD ENGINEERS

With electronics/electro-mechanical experience to service high quality computer forms handling equipment involving discrete and integrated circuitry both digital and analogue. Qualifications desirable e.g. C&G Radio & T.V. but less important than good practical ability. Training will be given. Package includes company car, expenses and pension scheme. Preferred location Greater London but other areas in UK will be given consideration. Ring Graham Crabtree on 01 965 9311 or write with full details to Service Manager Alacra Ltd, Iveagh Avenue, North Circular Road, London NW10 7UJ.

CHELSEA COLLEGE University of London

ELECTRONICS TECHNICIAN

Grade 3 required for Electronics Workshop. Interesting prototype construction and servicing work mainly for Departments of Electronics and Physics. Relevant experience essential and a suitable qualification in Electronics desirable. Day release can be arranged for approved courses.

Salary £3 153-£3 525 p.a. inclusive. Application forms and further information from Mr M. E. Cane (3EW), Chelsea College, Department of Electronics, Pulton Place, London SW6 5PR.

(8397)

UNIVERSITY OF LIVERPOOL Department of Electrical Engineering

TECHNICIAN

Electronics Service Technician to service wide range of equipment.

Applicants should possess C & G in Radio and Television servicing or Electronics servicing or must have equivalent training and experience. Salary within a range up to £3 402 p.a. according to qualifications and experience. Application forms may be obtained from the Registrar, The University, P.O. Box 147, Liverpool L69 3BX. Quote Ref. RV/841.

(8382)

MICROPROCESSOR CONSULTANCY

Hardware · Software · Systems · Intel · Motorola · Intersil · DEC · Consultancy · Training · Turnkey Systems

MICRO LOGIC CONSULTANTS
Horsham (0403) 730464
24-Hour Answering Service

8327

Test Gear

The following vacancies have occurred at the Springfield Road Works of EMI Ltd., a medium sized, self-contained unit concerned mainly with large quantity production of precision electro-mechanical devices.

Laboratory Technician

To assist Engineers with testing and development of electronic circuits and test equipment and to produce breadboards and prototype test equipment. Qualification C & G or O.N.C. (Electronics) and/or relevant experience in electronic prototype work.

Test Gear Maintenance Engineer

With sound experience of radio and T.V. servicing and some further knowledge of maintenance of electronic instrumentation. Qualification of C & G, R & TV servicing or equivalent is desirable.



For further details contact
Miss Pedley, Personnel Officer
EMI Ltd.
Springfield Road Works, Hayes
Middlesex. Tel. 01-573 2701

(8329)

Research Technician

A technician is required to join a team working on circuit techniques for very high speed digital transmission systems for telecommunications applications. The work will include electrical design, layout and testing of high frequency thin film hybrid and monolithic integrated circuits as well as more conventional practical electronic work. Some experience of the special considerations that apply to very high speed silicon bipolar

circuits would be an important advantage and the preferred qualifications are up to H.N.C. or equivalent.

Please ask for a Personal History Form quoting reference No. 115 from Mr. M. L. Malpass, Personnel Manager, Philips Research Laboratories, Cross Oak Lane, Salfords, Nr. Redhill, Surrey. Tel. 02934 5544.

(8391)



Research
Laboratories

PHILIPS

SCOTTISH HOME AND HEALTH DEPARTMENT

WIRELESS TECHNICIANS

Applications are invited for two posts of Wireless Technician in the Scottish Home and Health Department.

Location: One post is in Inverness. The other is not yet known but could be at Edinburgh, East Kilbride or Montrose.

Qualifications: Candidates must hold an Ordinary National Certificate in Electronics or electrical Engineering or a City and Guilds of London Institute Certificate in an appropriate subject or a qualification of a higher or equivalent standard.

Experience: 3 years' appropriate experience.

Starting Salary: £2 627 (age 17) to £3 700 (age 25 or over) scale maximum £4 252.

Applicants should have sound theoretical and practical knowledge of Radio Engineering and Radio Communications equipment in HF, VHF and UHF bands. The work involves installation and maintenance of equipment located at considerable distance from headquarters. A clean current driving licence and ability to drive private and commercial vehicles are essential.

Appointment is unestablished initially but there is prospect of an established (i.e. permanent) appointment after 1 year's satisfactory service.

Application forms and further information are obtainable from Scottish Office Personnel Division, Room 110, 16 Waterloo Place, Edinburgh EH1 3DN (quote ref. PM(PTS) 2/5/78) (031-557 2090, Ext. 227).

Closing date for receipt of completed application form is 9th August 1978.

(8316)

FACULTY OF ART & DESIGN — GREENGATE HOUSE

Studio Engineer

required to plan and manage audio and colour-capable TV studios. The post involves working with academic staff and technicians, and also entails a large amount of contact with students. The applicant should possess a graduate or full professional qualification and have at least two years' experience in broadcast or closed circuit colour TV, studio engineering and management.

Inclusive salary ranges from £5,044 to £5,350 depending upon age, qualifications and experience.

Application forms and further details can be obtained from the Personnel Office, North East London Polytechnic, 109 The Grove, Stratford, E.15. Telephone 01-555 0811, ext. 32. Please quote reference number A535/78.

Closing date 15th August, 1978.

NELP North East London
Polytechnic

(8351)

It makes more sense to deal with the Organ-Grinder



The way we see it, when you're looking for a new job there's only one person you should have to talk to and that's a potential employer. We can arrange it. Once we receive the coupon below... we'll send you a confidential application form. Think of it as an interview - fill in all relevant details about your achievements, ambitions and the companies you don't want to join. Leave the rest to us.

We'll compare this information to the needs of our clients - some 3000 major companies from industry and commerce. Each time the two match up, you'll be shortlisted for a key job... one which may never have been advertised. Our clients will then contact you direct.

We can help save your time, your energy, your money and you could find a better job sooner than you think.

Lansdowne Appointments Register, Design House, The Mall, London W5 5LS. Tel: 01-579 2282 (24 hour answering service).

Our clients are keen to meet men and women, Electrical Electronic Sales/Engineers, aged 20 to 40 years, with potential earnings of between £4000 and £7000 p.a.

Name: _____

Address: _____

WW17/7

Lansdowne Appointments Register, Design House, The Mall, London W5 5LS. Tel: 01-579 2282 (24 hour answering service)

(8383)

Lansdowne

For those too busy doing a good job to find a better one.

Development Engineer

The next generation of radio communications could be in your hands

The development and production of some of the most sophisticated mobile radio communications today takes place in Brentford and is marketed under the name of Rank Telecommunications. However, the future of technology in this field rests in the hands of the engineering talent working with us today. Particularly Development Engineers.

Consequently, if you're qualified to at least HNC with electronics development experience, not necessarily in UHF/VHF, we're certainly interested in meeting you. Working alongside an enthusiastic team, you'll be responsible to the Chief Development Engineer for identifying and following through full-scale product development to prototype.

If you're interested in getting into the development of high performance, high reliability communications systems, you'll receive a salary negotiable to £5500 together with an excellent benefits package.

Please telephone or write with full career details to Bryan Morris, Personnel Manager, Rank Pullin Controls, Phoenix Works, Great West Road, Brentford, Middlesex. Telephone: 01-560 1212.

RANK PULLIN CONTROLS

(8396)



Communicate with Racal

Radio Communications Systems Planning Engineers

Racal Communications Systems Limited pleasantly situated in Bracknell, Berkshire, is a member of the highly successful Racal Electronics Group and a world leader in H.F./S.S.B. telecommunications techniques.

Racal design a wide range of systems from small networks to major radio communications projects, which include Point-to-Point, Ground-to-Air and Shore Ship complexes. With the continued growth in demand for Racal communications systems there has resulted a need for Engineers, at all levels, to undertake the planning of radio systems in many parts of the world.

The Engineers selected will be capable of accepting responsibility for the systems from inception to final implementation, and have experience, both operationally and technically, in H.F. radio systems and associated ancillary equipment. They will be required to liaise on a technical basis with customers, at all levels, throughout the world, and this will necessitate overseas travel of limited duration from time to time.

For these positions Racal offers competitive salaries, over 4 weeks annual holiday, and a first class pension and free life assurance scheme.

If you are interested in, and wish to be considered for these positions, please write stating age, experience and present salary, for an application form to:

The Personnel Manager,
RACAL COMMUNICATIONS SYSTEMS LTD.,
Western Road,
Bracknell, Berks.

RACAL

ELECTRICAL/ ELECTRONIC ENGINEERS

Design unique computer/ communication systems

This is an opportunity to design, plan and manage the implementation of a wide range of interesting and unique computer/communication systems. The computer systems range from the use of microprocessors for specific applications, through mini computers to large main frame systems employing the whole range of peripheral devices. The communication systems range from line communications through the full spectrum of radio communications including satellite communications.

Although the job has a high managerial content in that you direct a team, you lead from the front. The work involves the interpretation and definition of internal customer requirements, and the preparation of project studies, designs and plans which provide technical solutions and define and cost all resource requirements to implement the solution.

There are opportunities to travel within the UK and also for short periods overseas.

Candidates must have passed, or been exempted from, examinations qualifying them for corporate membership of IEE or IERE, and have an aggregate of at least five years' recognised study, professional training and experience. Project management experience in the computer/communication field an advantage.

Starting salary between £4325 and £5735, depending on qualifications and experience. Promotion prospects. Non-contributory pension scheme.

For further details and an application form (to be returned by 11th August, 1978) write to Civil Service Commission, Alencon Link, Basingstoke, Hants. RG21 1JB, or telephone Basingstoke (0256) 68551 (answering service operates outside normal office hours). Please quote T(26) 85/1.

(8356)

GCHQ Cheltenham

Charles Barker Confidential Reply Service

Please send full career details, and list separately companies to which we should not forward your reply. Write the reference number on the envelope and post to our London office, 30 Farringdon Street, London EC4A 4EA.

R+D Group Leaders Marine Radar & Satellite Communications

Our client is engaged in an expansion programme and now seeks experienced Group Leaders to set up and manage new development teams in two key areas: Marine Radar and Satellite Communications.

These positions are likely to be of interest to candidates currently earning around £5,500.

Ref 1491
(8353)

UNIVERSITY OF LEEDS

Two Electronics Technicians, Grade 3 required in the Department of Physiology. The persons appointed would be required, under the supervision of the Electronics Engineer, to assist in the construction and maintenance of electronic equipment associated with research and teaching of biological studies. Must be capable of working from circuit diagrams and sketches.

Applicants should hold O.N.C. or equivalent qualifications and have had at least 3 years relevant experience. Salary is in the range of £2,688-£3,060, according to qualifications and experience. Applications stating age, qualifications and full experience, together with the names and addresses of two referees should be addressed to Mr. E. French, Departmental Superintendent, Department of Physiology, Medical Multipurpose Building, Mount Preston Street, Leeds LS2 9NQ.

(8330)

WINCHESTER AND CENTRAL HAMPSHIRE HEALTH DISTRICT ROYAL HAMPSHIRE COUNTY HOSPITAL MEDICAL PHYSICS TECHNICIAN GRADE III

under the control of the District Engineer in the District Electronics Department based at this hospital.

The successful applicant will be required to work on, repair and maintain electro-medical and electronic equipment used by all departments within the Hospitals attached to the Winchester and Central Hampshire Health District.

Salary Scale £3,744 p.a. to £4,788 p.a.

Applicants not previously employed by the Health Service will start at the minimum of the scale.
Minimum technical qualification O.N.C. or equivalent.
Closing Date: July 31st, 1978.

Application forms obtainable from the District Personnel Department, Royal Hampshire County Hospital, Romsey Road, WINCHESTER. Tel. Winchester 63535 Ext. 350/352.

(8359)



SENIOR DEVELOPMENT ENGINEER

ANALYST PROGRAMMER—MICROPROCESSORS

TEST ENGINEERS

S.E. LONDON / KENT

Electrosonic Ltd. is a leading company in the expanding fields of lighting control equipment and audio visual systems.

The company is based at Woolwich and is within easy reach of rural Kent.

SENIOR DEVELOPMENT ENGINEER

A professional development engineer is sought having wide all-round experience of electronic control circuit design together with audio design experience.

The applicant should have a commercial approach to development and be able to carry a project from initial design and breadboarding to final production including development or programming of associated test equipment and full documentation.

ANALYST PROGRAMMER

We seek creative people who have good computer experience and preferably have a strong computer element in their educational background.

The work involves Intel hardware using both high and low level language and an opportunity to design and implement multiprocessor systems.

Salaries for the above posts negotiable and are not expected to be a limiting factor.

TEST ENGINEERS

Experienced electronic engineers are required initially for testing and fault finding of unit and systems electronic equipment employing some of the latest digital, analogue and audio circuitry.

Applicants should have considerable experience in the testing and fault finding of modern electronic equipment. Academic training to HNC level or equivalent is desirable.

The positions offer opportunities for transfer to technical support positions in the company's software or hardware design teams and project engineering section after two years in the test department.

Starting salary £3,500 - £4,000.

The company offers an attractive working environment and excellent conditions of employment.

Apply: Mr. R. D. Naisbitt, Engineering Director

ELECTROSONIC

815 Woolwich Road, Charlton SE7. Telephone: 01-855 1101

(8375)

TEST TECHNICIANS

We have opportunities in West London for Technicians, male or female, to do interesting work testing small batches of electronic equipment for use in broadcasting.

Technicians with at least one year's experience of electronic work and qualified to Final C & G or ONC standard will start at a salary of between £3230 and £3490 on a scale which rises to £3880.

Senior Technicians with at least two years experience and a qualification to HNC or FTC standard start at a salary between £3535 and £3835 on a scale which rises to £4800.

Less experienced Technicians are given facilities to continue their training and study to HNC or FTC level, but may start at a lower salary.

Apply in writing to: Mr. P. W. Green, BBC, Equipment Department, Power Road, Chiswick, London W4, or telephone 01-994 8541 Ext. 232 for an application form.

(8378)

FOREIGN AND COMMONWEALTH OFFICE COMMUNICATIONS DIVISION

has vacancies for

RADIO TECHNICIANS

to carry out shift duties concerned with MW and HF broadcasting systems involving frequency changing, fault finding and routine maintenance, keeping logs, and recordings.

Applicants should have minimum qualifications of City and Guilds Intermediate Certificate in Telecommunications or its equivalent.

The successful candidates will serve initially at Crowborough, but may be required to serve elsewhere in the UK or overseas should the necessity arise.

Salary is according to age, e.g. £3,176 per annum at age 21, £3,435 at age 23, £3,700 at age 25 or over on entry rising by annual increments to a maximum of £4,252 per annum.

The appointments attracts 4 weeks' paid holiday and prospects of pensionable employment.

Recruitment Section
Foreign and Commonwealth Office
Hanslope Park, Hanslope, Milton Keynes MK19 7BH

(8320)

Service and Test Engineers

As aircraft and electronics equipments become more sophisticated and our servicing programme expands, the need for experienced Service and Test Engineers increases.

At Stanmore, we are involved in the provision of spares and the repair, maintenance and overhaul of a variety of British and American airborne electronic equipment.

We need Engineers who can successfully maintain the high standards and efficiency required both in the aircraft and the workshop.

It's skilled work, calling for sound practical experience of radio and electronics theory, ranging from audio to microwave and including the use of advanced test equipment for fault diagnosis. Training in this field will be given to suitable, less experienced engineers.

The Company offers excellent salaries and benefits together with first-class working conditions in well-equipped workshops. This Unit is conveniently situated in pleasant surroundings within easy reach of the A1 and M1.

MARCONI AVIONICS

A GEC-Marconi Electronics Company

If the job sounds interesting and you'd like to put us to the test, write with details of experience to:

Mrs. E. Wagg
Marconi Avionics Ltd.
22-26 Dalston Gardens, Stanmore, Middlesex
HA7 1BZ.
Tel: 01-204 3322

CITY OF LONDON POLYTECHNIC LIBRARY & LEARNING RESOURCES SERVICE TECHNICIAN GRADE 5

We are looking for a versatile person to join a small team involved in the running of Media Services throughout the Polytechnic. The successful applicant will be mainly concerned with the servicing of audio visual and television equipment, but he/she will also be required to operate a whole range of television and audio equipment, and become involved in media productions.

A keen interest in the audio visual field is essential, together with a sound practical knowledge of TV electronics.

Salary - (Grade 5) £3,675-£4,212 including London Weighting, starting point dependent upon qualifications and experience.

Further details and application forms may be obtained from the Assistant Secretary, City of London Polytechnic, 117-119 Houndsditch, London EC3A 7BU.

The closing date for completed applications will be 15th August, 1978. (8372)

LUXMAN DISTRIBUTORS

Require an additional

HI-FI ENGINEER

Must be experienced and capable of servicing high quality equipment. Good prospects.

Apply: **Sales Manager,
HOWLAND-WEST LTD.
3/5 Eden Grove
London N7 8EQ
Tel: 01-609 0293**

(8389)

SERVICE ENGINEER, freelance, able to rewire and quality control pick-up arms, Box No. WW 8339.

SOUND SYNTHESISER manufacturer offers a unique opportunity for a young, enthusiastic assembly and test engineer. Qualifications secondary to ability, training given. Part-time. 01-769 0880. (8370)

THAMES TELEVISION TECHNICAL TRAINING SCHEME

Thames Television will again be running their Training Course for the following:-

Sound Operators, Television Technicians, Television Engineers, Film Trainees.

Candidates should preferably be between the ages of 20 to 25, possess an academic qualification in their specialist subjects, i.e., City and Guilds, HNC or a University Degree, or to have a number of years' experience in television or associated industry. The training course will be up to a year and will cover the theoretical and practical aspects of television.

Those wishing to apply should send details of their previous experience and qualifications to The Training Organiser, Thames Television Limited, Teddington Lock, Teddington, Middlesex.



(8328)

REDIFFUSION INDUSTRIAL SERVICES LIMITED

A vacancy has arisen for a

SUPERVISOR

who under the direction of the Production Manager will be responsible for the control and direction of a team of workshop technicians and assemblers. Several years' practical experience in this type of work, involving closed circuit television, public address and small batch production techniques are required together with an aptitude in controlling and delegating work to staff. An attractive salary is offered and fringe benefits include a self-contributory pension and insurance scheme, subsidised canteen and discounts on a wide range of goods including television rental.

We also require

WORKSHOP TECHNICIANS

and applications are invited from personnel with experience in prototype wiring. The maximum basic weekly wage rises to £71.72 and in addition there are excellent opportunities for overtime work. Applications in the first instance should be addressed to.

J. T. Paul
Production Manager
Rediffusion Industrial Services Limited
Rediffusion House
214 Red Lion Road
Surbiton
Surrey KT6 7RP
Telephone No.: 01-397 5133

(8358)

ELECTRONIC DEVELOPMENT / TEST ENGINEER

We are expanding our activities into new specialist areas and require an experienced engineer for TTL, CMOS and linear circuitry. Interesting opportunities in pleasant surroundings. Starting salary up to £4,000 p.a. depending on experience.

Apply in writing to **Professor E. T. Hall, Littlemore Scientific Engineering Co., Railway Lane, Littlemore, Oxford.**

8335

**UNIVERSITY OF LONDON
INSTITUTE OF NEUROLOGY
DEPARTMENT OF NEUROLOGICAL SURGERY
ELECTRONICS TECHNICIAN
GRADE 4**

required starting in July to work under minimum of supervision with clinical and research staff. Work will involve patient monitoring, construction and maintenance of transducers, and of digital and analogue equipment. It will involve both clinical and laboratory setting and there will be opportunity for developing or improving equipment.

He will be based in the Department's research laboratory at Queen Square but will also work in the National Hospitals, Queen Square and Maida Vale. Initial salary will be on the scale £3,420-£3,865.

Applications in writing to the **Secretary, Institute of Neurology, Queen Square, London WC1.**

8342

**THE ROYAL FREE HOSPITAL
MEDICAL PHYSICS
TECHNICIAN III
(Electronics)**

Salary on scale £3,776-£4,708 p.a. dependent on qualifications and experience. There is a vacancy in the Electronics workshop of this new major Teaching Hospital. Applicants should hold the City and Guilds Full Technological Certificate or an equivalent qualification and have experience in analogue and digital circuit.

Application form (to be returned by 18th August 1978) and Job Description from the Personnel Department, The Royal Free Hospital, 21 Pond Street, Hampstead, London NW3 2PN. Tel 01-794 0431. Please quote ref 0759.

Camden and Islington Area Health Authority (T)

8334

Electronic Component and Standards Engineers

As one of Europe's largest and most experienced real-time computer development companies, GEC Computers can provide an exceptionally attractive career opportunity for Electronics Engineers within the Components and Techniques Section of the Engineering Group at Borehamwood. The work entails selection, evaluation, specification and generation of application rules for a wide variety of passive and active components, including micro-processors, associated with advanced digital computing projects in both the military and commercial fields.

Applicants, male or female, should possess a degree in Electronics Engineering or other suitable disci-

plines and, preferably, should have experience in a similar environment. However, consideration will be given to capable and experienced engineers interested in specialising in this area.

Every encouragement will be given to successful candidates to keep in touch with advances in computing and component technology and application.

A competitive salary will be offered together with an attractive range of fringe benefits including assistance with relocation where appropriate.

Write with personal and career details to Mrs. E. Harrington, Personnel Department, GEC Computers Limited, Elstree Way, Borehamwood, Herts or telephone 01-953 2030 ext 3697.

GEC Computers Limited



(8390)

Theatre Projectionist

International Advertising Agency

We need a projectionist who will play a major role in all aspects of film projection together with responsibilities for co-ordination of film library, audio video equipment and involvement in agency presentations.

Ideally, you should be 25-35 with 2/3 years' experience in a similar environment. Salary will be negotiable plus profit sharing bonus and other excellent benefits.

Please phone or write to:
**Chris Starling, Personnel Department,
Foote, Cone & Belding Ltd.,
82 Baker Street, London W1M 1DL.
Telephone 01-935 4426.**



(8379)

Senior Development Engineer

Pye TVT have the above vacancy in the Studio Engineering Department.

We manufacture a wide range of professional broadcast equipment, and you will be working on the design and development of audio products and related systems for Television and Radio Studios and Outside Broadcast Vehicles.

Other responsibilities include the design of audio circuitry for such projects as programme audio, communications and digital applications.

This job would suit someone with a good background in audio product design and development, educated to degree level or equivalent, who wishes to move into a senior, supervisory role.

Pye TVT offer pleasant working conditions, generous relocation expenses, and the employee benefits normally associated with a progressive company.

For an application form contact Alison Millar, Personnel Department, Pye TVT Limited, Coldhams Lane, Cambridge CB1 3JU. Telephone: Cambridge 45115 (8386)



Pye TVT Limited
The Broadcast Company of Philips

Brunei
up to £8800 tax free

Training Officers (Telecommunications)

As part of its continuing expansion and improvement programme the Department of Telecommunications now requires the following personnel.

(i) Radio and Transmission

To train local staff on the installation, maintenance and operation of microwave and VHF radio equipment and its associated multiplex.

Candidates must have ten years' experience in telecommunications, five years of which should have been in a supervisory capacity. A sound knowledge of high capacity microwave and low capacity VHF radio equipment with associated multiplex is essential. Additional experience of line carrier (DSB) systems and PCM is desirable.

(ii) Switching

To train local staff in the practical maintenance of Strowger public and private branch exchanges, Test Desk operation and subscribers' line fault control.

Candidates must have ten years' experience with a telecommunication operating or manufacturing organisation working on Strowger equipment, five years of which must have been in a supervisory capacity. A knowledge of reed relay exchanges is desirable.

(iii) Telecommunications Traffic

To train local staff in traffic duties with the object of creating a complete traffic forecasting and sales and service section, within the Department and in both telex and telephone operating duties.

Candidates must have ten years' experience in a telecommunication operating organisation with a minimum of seven years' experience in a post equivalent to Traffic Superintendent. A sound knowledge of telephone exchanges and sales and service operations is required. Knowledge of International telephone and telex services would also be an advantage.

Tax free salary for all posts is up to the equivalent of £8,800 per annum including a special allowance. Both salary and allowance attracts a 25% tax-free gratuity. Benefits include free passages, generous paid leave, children's holiday visit passages and education allowances, outfit allowance and subsidised housing. For full details and application form ring Glenys Smith, 01-222 7730 x 3231, or write quoting MR2T/603/WD.

Crown Agents 

The Crown Agents for Oversea Governments and Administrations, Recruitment Division, 4 Millbank, London SW1P 3JD. (8373)

Radio Communications Electronics Engineers and Software Designers

Mid-Sussex - S.W. London
Salaries up to £7,000

To join our expanding R & D Laboratories covering a wide range of the R. F. spectrum, from L.F. to V.H.F. Equipments include transmitters and receivers for marine and land based use, radio nav aids and radio monitoring remote computer controlled systems.

Electronics Engineers should have experience in transmitter or receiver design, analogue or digital circuit design, micro processor applications.

Software Designers should be experienced Programmers with an interest in control, signal processing or navigational software.

Attractive salaries are complemented by excellent prospects and generous benefits.

Contact: The Personnel Manager, Redifon Telecommunications Limited, Broomhill Road, Wandsworth, London, S.W.18. Phone: 01-874 7281 (Reverse charge).

(8315)

CATV System Planning Engineer

Preece, Cardew & Rider are consulting engineers responsible for major projects both in the U.K. and overseas.

To assist in the design of large cable TV distribution systems, we require an experienced engineer to undertake the design and specification of area cable networks catering for around 100,000 subscribers.

The applicant should have some formal qualifications but, more important, is complete familiarity with the detailed planning and design of head-ends and networks.

Some reverse direction transmission requirements and video-tape programme orientations may also be involved plus occasional travel abroad to liaise with clients and advise on implementations.

We offer an attractive starting salary and a full range of benefits — including generous overseas allowances, relocation assistance to this pleasant South Coast area as necessary.

Write in confidence giving concise history to —

The Personnel Manager,
PCR Service Company,
Paston House,
165-167 Preston Road,
Brighton BN1 6AF.
Tel: Brighton 507131.

(8322)

C.A.D. Engineer

GEC Computers, one of Europe's largest and most experienced real-time computer development companies, has a vacancy at its Borehamwood establishment for an Engineer with programming experience to develop new and improved facilities for the testing of logic boards.

The work is of an advanced and demanding nature and includes the automatic generation of test programs, logic simulation and fault diagnosis using a computer-guided probe. The project calls for close collaboration with other departments.

Candidates, male or female, should be qualified to degree level and should have experience of logic design and programming. A knowledge of FORTRAN would also be an asset.

A competitive salary will be offered depending on qualifications and experience, and there is an attractive range of benefits.

Write with personal and career details to Mrs. E. Harrington, Personnel Department, GEC Computers Limited, Elstree Way, Borehamwood, Herts or telephone. 01-953 2030 ext 3697.

GEC Computers Limited



(8387)

PAY PEANUTS— GET MONKEYS

The clients for whom we are recruiting want electronic engineers. Are the salaries we obtained for engineers who registered with us last month peanuts? New Graduate £4,200; Age 22 (9 months' experience), £4,400; Age 24, £5,500; Age 28, £6,750; Age 34, £7,500.

CURRENT VACANCIES INCLUDE

Digital Systems Engineers for minicomputer/microprocessor controlled instrumentation. Very varied projects and technology including some based on tightly coupled multi-microprocessors. Rapidly expanding young company — to £7,500. Berks.

Young Engineers for RF TX and other units at "D" band incorporating ferrites, microstrip circuits, S.A.W. oscillators and frequency multiplication — to £5,500. Middx.

Project Leader to lead a team engaged on analogue and digital instrumentation associated with a data collection system. Interest in precision mechanical engineering an advantage — to £7,000. Berks.

Test/Commissioning Engineers for a highly complex weapon system based on a special to type computer — to £5,500. Berks.

Trials Support Technicians for post design problems associated with an airborne data acquisition system — to £5,500. South Coast.

Computer Engineers for a field service permanent site, technical support. Vacancies throughout UK. TOP SALARIES.

IN SHORT

"Charlie's Angels" (Judy, Dawn and Anne) are desperate for men and women — providing they have engineering expertise! RING US! (8385)



Charles Airey Associates
RECRUITMENT CONSULTANTS TO THE INDUSTRY, 155 Knightsbridge, LONDON SW1. Tel: 01-581 0286

The Polytechnic of North London

Department of Chemistry

LABORATORY TECHNICIAN GRADE 5

Applications are invited for the above post. The principal duties of the person appointed will be to assist in the maintenance, servicing and construction of spectroscopic and other scientific instruments.

A sound knowledge and experience of sophisticated scientific instruments is needed; some knowledge of chemical spectroscopy would be an advantage. Candidates should hold HNC, City & Guilds or equivalent qualification, preferably in electronics, and have eight years' experience inclusive of the training period.

Salary Scale: £3210-£3747 plus £465 London Allowance. Apply for further details and application form to the Head of the Department of Chemistry, The Polytechnic of North London, Holloway Road, London N7 8DB. (8354)

OUTSTANDING OPPORTUNITY FOR SERVICE ENGINEERS

The service department of a small expanding electronic/computer company requires additional Service/Calibration engineers. The work is varied and involves the repair, refurbishment and final calibration of the complete spectrum of Test Equipment.

A thorough knowledge of fault finding techniques and measurement methods is essential, also a basic knowledge of logic would be advantageous.

The company is situated at King's Cross, London, and an excellent salary is negotiable according to experience.

For further details, please contact

Mike Jones, Service Manager
ELECTRONIC BROKERS LTD
49-53 Pancras Road, London NW1 2QB
Telephone: 01-837 7781 Ext 31

(8393)

Engineering Opportunities

Take a step forward in your engineering career by joining Pye Business Communications Limited, members of the Pye of Cambridge Group and a market leader in the field of professional communications systems.

If you would like to join a highly successful company and can match our requirements, you will earn an attractive salary and first class conditions and benefits. As part of the international Philips organisation we can offer excellent career scope to capable engineers.

FIELD SERVICE ENGINEERS — CCTV

1. To cover the Midlands area

Ideally you should live in Birmingham, close to the M6.

2. To cover the Northern area

Ideally you should live in the Manchester area.

Applicants should hold a Final C & G Telecommunications Certificate, ONC or equivalent and have a minimum of 3 years experience on CCTV systems and of working with digital techniques. Company cars will be provided.

BENCH SERVICE ENGINEERS

Wembley, Middx.

To work on RF and Inductive Loop Paging Receivers, Intercom systems using digital techniques and CCTV equipment at our Wembley Depot. A minimum qualification of Intermediate C & G Telecommunications Certificate is required.

Find out more about these appointments by telephoning or writing to:

Mrs. J. A. Macnab, Personnel Manager,
Pye Business Communications Limited,
Cromwell Road, Cambridge CB1 3HE.
Telephone Cambridge 45191.



**Pye Business
Communications Ltd**

A member of the Pye of Cambridge Group

(8349)

COMPUTER SERVICE ENGINEER

We need additional engineers in our Manchester Office to maintain PDP8 & PDP11 based Process Control Systems in Northern England.

Basic salary can be up to £5,000 commensurate with experience. A company car is provided plus all the usual benefits of the service engineer role.

For further information and application form please write or telephone to

Mr. G. Bramwell
KENT AUTOMATION SYSTEMS LIMITED
5th Floor Emerson House
Albert Street, Eccles
MANCHESTER, M30 0LJ
Telephone 061-788 0570 / 0580
THE GEORGE KENT GROUP

(8345)

PUBLIC ADDRESS ENGINEER

Applications are invited for a Public Address Engineer. This is a Senior position which would involve supervising and operating installations of mainly Conference and Exhibition type work. Applicants must be over 21 years of age and hold a current driving licence. Please write or telephone for an application form to
The Manager, Griffiths Hansen (Recordings) Ltd, 12 Balderton Street, London W1Y 1TF. Tel: (01) 499 1231.

8333

TOP JOBS IN ELECTRONICS

Posts in Computers, Medical, Comms, etc. ONC to Ph.D. Free service.

Phone or write **BUREAUTECH AGY, 46 SELVAGE LANE, LONDON, NW7. 01-959 3517.**

(8398)

SITUATIONS VACANT

Sales Engineer-Electronics

The Aircraft Equipment Department of Ferranti Instrumentation Limited, requires a Sales Engineer with electronics specialisation in its marketing team. This vacancy arises from an internal transfer.

The Department supplies a range of products to military and civil customers in the aviation and allied fields and an important part of this product range is in electronics equipment. The person chosen will be expected to specialise in this field and, in particular, to promote the sales of static power conversion equipment, light current devices including signal processing and also our Multilin range of hybrid microcircuits.

The position requires a person with good qualifications to degree or HNC standard in electronic engineering or applied physics and with some design experience in one of the fields of our activities. The appointment would, therefore, be of particular interest to an engineer, man or woman, with the above qualifications who has interest in expanding his or her experience into the field of marketing.

To fit in with the group's present structure and to offer a good career prospect the preferred age is in the early thirties.

The Department is located in a pleasant manor house in rural surroundings on the outskirts of Bracknell.

A competitive salary will be negotiated and the appointment offers the use of a Company car.

Application forms may be obtained by contacting Mrs. J. Hunt at Ferranti Limited, Lily Hill House, Lily Hill Road, Bracknell, Berkshire RG12 2SJ. Tel: Bracknell 24001 ext. 8.

Please quote reference number A/206/WW

FERRANTI

Selling technology

(8313)

Seismic/Underwater Equipment Engineers

Gardline Surveys are a leading hydrographic and geophysical survey company providing shipping, offshore positioning and site investigation services to oil companies and other clients. We are expanding steadily and now require a senior Electronic Engineer experienced in digital seismic operations.

There is also a continuing requirement for competent Electronic Engineers with digital seismic, sonar, boomer or sparker experience plus personnel with good general background willing to learn.

Employment will be based at Great Yarmouth or, if required, Aberdeen. Operations are primarily North Sea-based, but there are good prospects of overseas employment through our branch offices in Houston and Shajah (U.A.E.).

Salary is fully negotiable, and, with sea pay, is likely to be around £8,000 for the senior Engineer and up to £7,500 for others.

Time spent at sea is normally 100 to 150 days, made up of 3 week spells approximately. There is a company pension scheme and 4 weeks' annual leave plus roster leave accrued whilst at sea.

Applicants should write or phone: Pat Harrington or Dave Stone, Gardline Shipping Ltd. (Survey Division), Riverside Road, Gorleston-on-Sea, Great Yarmouth, Norfolk, NR31 6PK. Tel: (0493) 67314.

(8319)




TRAINEE EXECUTIVE with technical and commercial ability wanted for Managing Director of TV retail business of the highest standing. Established 1927. A suitable applicant would be trained to take increasing charge during the gradual retirement of the present Managing Director. Exceptional opportunity for keen and capable young applicant. Write only, stating age and details of background and career. Drazin Ltd, 57 Heath St, Hampstead, N.W.3. (8091)

ARTICLES FOR SALE

LAB CLEARANCE: Signal Generators; Bridges; Waveform transistors; analysers; calibrators; standards; millivoltmeters; dynamometers; KW meters; oscilloscopes; recorders; Thermal, sweep low distortion true RMS, audio FM deviation. Tel: 040-376236. (8250)

INVERTERS

Highest quality DC-AC. Also "no break" (2ms) static switch. 19" rack.



Also for thyristor chargers a separate

CHARGE CONTROLLER

Variable 2.35v per cell to max 2 kVA.

Intertop Mains-Store Ltd.

POB 51, London W11 3BZ

Tel: 01-727 7042 or 0225 310916 (8388)

SPECIAL OFFER



Limited number of 1mA Panel Meters, face dimensions 43 x 43 cm. Hurry while stocks last!

£4.30 each including VAT postage & packing. Generous discounts for quantity. Send PO, Cheque or Barclaycard/Access No. to **Protimeter Ltd., Meter House, Marlow, Bucks. SL71 1LX** Tel: (06284) 72722. (8247)

VALVES RADIO. — T.V.-Industrial-Transmitting. We dispatch valves to all parts of the world by return of post, air or sea mail. 2,700 types in stock, 1930 to 1976. Obsolete types a speciality. List 20p. Quotation S.A.E. Open to callers Monday to Saturday 9.30 to 5.00. Closed Wednesday 1.00. We wish to purchase all types of new and boxed valves. Cox Radio (Sussex) Ltd., Dept WW, The Parade, East Wittering, Sussex PO20 SBN, West Wittering 2023 (STD Code 024366). (8266)

VHF MONITOR RECEIVERS, air, marine or business bands (low, mid, high or AM or FM). All crystal controlled high performance models. Send 15p P.O., not stamps, Radio Communications Ltd, St Sampsons, Guernsey, Channel Isles.

ARTICLES FOR SALE

TRANSFORMER PROBLEMS?

1VA-1KVA Prototypes in 7-10 days. Phone Vince Sellar on 06076-66716.

TRENT TRANSFORMERS LTD
Chapel Street
Long Eaton, Nottm.

(8363)

WE INVITE ENQUIRIES from anywhere in the world. We have in stock several million carbon resistors $\frac{1}{4}$, $\frac{1}{2}$, and 1 watt, $\frac{1}{2}$ million wire wound resistors 5 and 10 watt — 1 million capacitors — 1 million electrolytic condensers — $\frac{1}{2}$ million transistors and diodes, thousands of potentiometers, and hosts of other components. Write, phone or call at our warehouse. — Broad fields and Mayco Disposals Ltd., 21 Lodge Lane, North Finchley London, N.12. 01-445 0749, 445 2713.

3M 16 TRACK professional tape recorder, convertible, auto locator, servo, remote control and spares, all as new (no studio use), cash offers: 025 882 248 (Dorset). (8092)

TEST EQUIPMENT. Dawe Audio Sweep Generator Type 443B £150. ADVANCE Stabilised power supply (Type 444) £50. MARCONI Industrial Radio, 66 Offley Road, London SW9. 01-735 6568. (8394)

THE FABULOUS D2 MICROPROCESSOR EVALUATION KIT FROM MOTOROLA

Featuring: 24 key keyboard; Seven segment display; Cassette interface; Errom & Ram Expandable Interface Capability; Full Documentation; 5 Volt power supply required; One year's FREE membership of The Amateur Computer Club with every purchase; £176 + £1.50 P&P + 8% VAT

ENAMELLED COPPER WIRE

SWG	1 lb	8 oz	4 oz	2 oz
14-19	2.60	1.40	.66	.55
20-29	2.80	1.60	.85	.65
30-34	3.00	1.70	.95	.70
35-40	3.35	1.90	1.10	.79
40-43	4.50	2.50	1.90	1.25
44-46	5.00	3.00	2.10	1.65
47	8.00	5.00	3.00	1.76
48	15.00	9.00	6.00	3.30

Tinned Copper. Even Gauges 14-30 £3 per lb. Multicore 60/40 Solder 18SWG £3.24 per lb. Prices include P&P and VAT. SAE brings list of copper and resistance Wires

THE SCIENTIFIC WIRE COMPANY
PO Box 30 London E.4 (7771)

RACAL RECEIVER

Containing RA117E Receiver, MA197B, Selector Protector and Aerial Amp, RA21B, I.S.B. and S.S.B. Adapter plus free testing unit. MA150C, Synthesiser Frequency. All contained in metal cabinet with door containing a see-through front. Fan cooled. Containing all connectors and leads for units, plus manuals. Power 100-250 V.A.C. £500.00. Carriage extra. A few RA117E Receivers in metal cases available with manuals at £300.00. Carriage extra. Phone 0924-478159. John's Radio, 424 Bradford Road, 424 Bradford Road, Batley, Yorks.

Marconi 500 watt Transmitter Type NT204 CW, MCW, DSB, ISB(SC), ISB(PC). Switched dial synthesised tuning neatly all transistor except RF power using 12-4 CX 250 B's in final output £500.00.

(8343)

SITUATIONS VACANT

OVERSEAS APPOINTMENTS ELECTRONICS TECHNICIANS

Petty-Ray is one of the leading companies in the field of oil exploration and due to our ever increasing workload require single personnel, in the age range 21-25, who are looking for a varied and interesting career working overseas.

You should be educated to H.N.C./O.N.C. in Electronics or C & G Radio and T.V. Technician level. On appointment you will be assigned to one of our field crews either in Africa or the Middle East for on the job training in the operation and maintenance of digital seismic recording equipment.

Candidates must be in possession of a current driving licence. We offer a good starting salary which is tax free. Food and accommodation will be provided and rest leaves are generous.

If you would like to have more information about these positions.



Please write giving brief career details to the Personnel Officer
Petty-Ray Geophysical Division

3-5 The Grove Slough Berkshire SL1 1QG

(8318)

ARTICLES FOR SALE

EXCLUSIVE OFFER

HIGHEST QUALITY 19" RACK MOUNTING CABINETS
Over 60 types available from 12" to 90" high. Also twins, triples and consoles. Below are only a few types. Please send for full list.

Ref	H"	Width"	Depth"	Price
PE	10	21	13	£10.00
LL10	54	21	18	£20.00
TT	64	25	26	£45.00
SL	71	25	26	£50.00
PT	72	20	21	£20.00
ST	75	22	21	£20.00
TK	85	22	24	£70.00
Rack cabinets for RA-17/117				£30.00

AUDIO AND INSTRUMENTATION-TAPE RECORDER-REPRODUCERS

- * Plessey ID33 Digital Units. 7 track 1/2
- * Plessey M5500 Digital Unit. 7 tracks 1/2
- * Ampex FR-1100. 6 speeds. stereo 1/4
- * Ampex FR600. 4 speeds. 7 track 1/2
- * D.R.I. RMI. 4 speeds. 4 tracks 1/4
- * Mincom CMP-100. 6 speeds. 7 tracks 1/4. 1
- * Leavers Rich DA-2P. 2 speeds. 2 tracks 1/4
- * Leavers Rich Console. 2 speeds. 2 tracks 1/4

Prices of above £70 to £500
Also Transport Decks only available

We have a large quantity of "bits and pieces" we cannot list - please send us your requirements, we can probably help - all enquiries answered.

All our aerial equipment is professional MOD quality

- * 125ft. Lattice Masts. 26" sides P.U.R.
- * 30ft. Lattice Masts. 14" sides £55.00
- * 10ft. Light Lattice Sections. 6" sides £18.00
- * Rhode and Schwarz Polyscopes £450.00
- * Rhode and Schwarz SMLK Sig Gens £375.00
- * Roband Oscilloscopes £190.00
- * Solartron CD 523 Oscilloscopes £95.00
- * Solartron CD 426 Oscilloscopes £90.00
- * Solartron CD 1014 Oscilloscopes £110.00
- * Solartron CD 1016 Oscilloscopes £95.00
- * Kay Sonographs £225.00
- * Munson Multimeters P.U.R.
- * Weinshel Precision Attenuators P.U.R.
- * Aerial Rotor Displays £90.00
- * Coquelet Code Teleprinters £250.00
- * EMI 1/2" Audio Tape 3600 FT Nab £4.50
- * 25-watt R.C.A. Experimental Speakers £25.00
- * SE4/2B C.R.T.'s £18.00
- * SE5/2A C.R.T.'s £19.00
- * 3AZP/2 (DMN 9) C.R.T.'s £19.00
- * Plessey Z & GKCS S.S.B. Filters £14.00
- * AVD CT 411A Electronic Multimeters £75.00
- * EMI R 301 Tape Recorders £40.00
- * Stenorette L Tape Recorders £29.00
- * DG-7-32 C.R.T.'s £4.00
- * DG-7-5 C.R.T.'s £4.00
- * Uniselectors. 10 Bank 25-way £3.50
- * 40ft. Sectional Aluminium Masts. complete £55.00
- * Racial MA-79 Universal Drive Units £450.00
- * Racial RA-17P Receivers (new) £950.00
- * Rhode & Schwarz ESM Tunable VHF Receivers 180-300 M/cs £285.00
- * Rhode & Schwarz HFH Field Strength HF Loop Aerials £140.00
- * Narda 504 Freq. meters 200-500 M/cs £45.00
- * BK 2409 Electronic Multimeters £55.00
- * Multi-purpose Trolleys with Jacks 19 x 17 £16.00
- * Racial RA-17L Receivers £325.00
- * Rhode & Schwarz Fibreglass HA Diversity Dipoles £120.00
- * Ion pump power supply. E.H.T. £44.00
- * E.M.I. Documents CCTV Outfit £250.00
- * Advance 3KVA CV Transformers £150.00
- * Granger HF Log Aperiodic Aerial P.U.R.
- * Metal V.D.U. Tables 30" x 36" x 30" £24.00
- * Davian Logic Testers £20.00

ARTICLES FOR SALE

AN INTRODUCTION TO MICROCOMPUTERS

VOL 0 - BEGINNERS BOOK
Price: £5.30
written for the complete beginner explains what a computer system consists of - its component parts and what they can do for you.

VOL 1 - BASIC CONCEPTS
Price: £5.30
takes you by the hand from elementary logic and simple binary arithmetic, every aspect of microcomputers is covered.

VOL II - SOME REAL PRODUCTS
Price: £10.80
covers real microcomputers in considerable detail. Every major microcomputer 4 bit, 8 bit or 16 bit is described. More than 20 microcomputers in all.

8080 PROGRAMMING
Price: £5.30
for logic design.
SOME COMMON BASIC PROGRAMS
Price: £6.30
describes 76 short programs.
6800 PROGRAMMING
Price: £5.30
for logic design.

★ ALL PRICES INCLUDE POSTAGE ★

THE MODERN BOOK CO.
SPECIALISTS IN SCIENTIFIC & TECHNICAL BOOKS
19-21 PRAED STREET LONDON W2 1NP
Phone 723 4185
Closed Sat. 1 p.m.

SOLAR CELLS: bits, books and bargains. Send stamp for list or 95p for Solar Cell booklet and Data sheets. Edencombe Ltd 34 Nathans Road, North Wembley, Middlesex HA0 3RX. (8292)

TEKTRONIX 611 Storage display (New) £750 plus VAT. — 061 766 7120. (8264)

SURPLUS CAPACITORS 250v: C280. Price per 100 including postage 0.022, 0.033, 0.068 £1.75; 0.1 £1.00 (£8.00/1000); 0.33 £2.50; 0.47 £3.00; C281 0.015, 0.33 £2.00. B. Malloy, 66 Woodvale Avenue, Belfast BT13 3EX, Northern Ireland. (8380)

WIRELESS WORLD/Catronics text decoder, assembled and working, £160 or nearest offer. Telephone Worcester (0905) 25669. Mr. Doughty (working hours). (8357)

BARGAIN OFFER. Large reel 22swg multi-core solder, 500g size, value £5, only £2, two or more £1.50 each, inc. P.&P. C.W.O. (U.K. only). Refund if not delighted. A. Philpott, 171 Great Brays, Harlow, Essex CM18 6DT. (8360)

MICROCOMPUTER DESIGN, recently developed, for sale, very flexible system using single size Eurocards. Please telephone 01-724 2497 daytime or 01-794 4890 evenings. (8236)

ELECTRONIC KITS - SAE for new catalogue, and clearance list of obsolete kits. AMTRON, 7 Hughenden Road, Hastings, Sx. (8226)

TOGGLE SWITCHES - S.P.S.T. - chrome toggle - 250V/2amp with on/off plate. 1 (sample) 50p, 10-£2.50, 100-£20.00, price includes V.A.T./P.&P. Electronic Mailorder, Ramsbottom, Bury, Lancs, BL0 9AG. (8364)

REWINDING TRANSFORMERS, a new manual covering 1VA to 5KVA single phase, from Magnum Power Tools, Brinksway, Trading Estate, Stockport, Cheshire, SK3 0BZ, £4.30 post paid by return. (8230)

TV TUBE rebuilding. For all supplies, equipment, plant and training - Western-Whybrow Engineering, Praa Sands Cross, Penzance (073 676) 2265. (8048)

ADAPTOR AERIAL TO TRANSMITTER ZA56234 MWB/XB/940. high wattage, first class engineering, wide communications frequency range, £45. CT423 Calorimeter power meter for radar frequencies, ex W.D. 10AF/6625-99-943-9347, £50. Scam Clark 40ft pneumatic mast, superb quality in unopened original pack, £300. 10 way 300 volt max. cable 7/010 max temp. 80°C. All prices plus carriage and V.A.T. will negotiate for quantity. Many wholesale and retail bargains for callers. Surplus purchased - established over 20 years. G. W. M. Radio Ltd., 40/42 Portland Road, Worthing, Sussex. Tel. 34897.

TELEQUIPMENT D67A D.B. oscilloscope, as new, still under maker's guar. O/P wksp manl + 2 x 1 + 1 x 10 probes. Save £200 o.n.p Price £485. No V.A.T. Tel: 061 796 7417. (8338)

60KHz MSF Rugby Receiver, BCD TIME OF DAY OUTPUT. High performance, phase locked loop radio receiver, 5V operation with 1 second LED indication. Kit complete with tuned ferrite rod aerial £14.08 (including postage and VAT). Assembled circuit and cased-up version also available. Send for details, Tooltex, Sherborne (4359), Dorset. (8252)

RF USERS! New UHF AC/DC converters, vacuum junction, 50% on normal price, suitable for RF and UHF power measurement (5MA range, with 6MV open circuit output, 200% overload permitted) £1.50 each plus, 25p post and packing or, £7.50 pack of 6 postage included (UK only) cheque with order please, allow 7 days for delivery. Prosser Transducers, Lady Lane Industrial Estate, Hadleigh, Ipswich IP7 6BQ. (8532)

STRUMECH 60ft high telescopic tilt over tower on 6ft ground post with 2 autobraked winches, Gem 3 element quad aerial rotated by CDR rotator, 80ft control and co-ax and accessories, excellent condition, seen working, bargain £295. Phone Yateley, Surrey (0252) 872212 after 6 pm. (8346)

MANUALS

We have a quantity of Technical Manuals of Electronic Equipment, not photostats, 1940 to 1960. British and American. No lists. Enquiries invited.

- * Data Efficiency Respoeters 240v £28.00
- * Belling Lab 100 Amp Interference Filters £76.00
- * Oscilloscope Trolleys Iron £12.00
- * Racial MA179 Pre-Selectors £65.00
- * STC R452 25 mcs Receivers Diversity £140.00
- * Rack Mounting Operator Tables £10.00
- * Gaumont Kalee 564 Fluter Meters £75.00
- * Hewlett Packard 6188 Sig. Gen. 3.8 7.2 GHz £120.00
- * Heavy Aerial Rotators P.U.R.
- * 75ft Aluminium Lattice Masts. 20" sides £400.00
- * Rhode & Schwarz SBR sig. gen. 1.6 2.4 gmc £470.00
- * Large Aerial Turning Units P.U.R.
- * 45 feet Uniradio 4 Co-ax 50 ohms £2.00
- * Baluns Professional Exterior 600. 75 ohms £6.00
- * Adco 5 8 Track Tape Punches £48.00
- * Quality Weather Vans 6 contacts (unused) £25.00
- * Racial MA-175 I.S.B. Modulators (new) £45.00
- * Inside Cabinet Shelf Sliders £3.00
- * Tally 5 8 Track Tape Readers 60 cps £48.00
- * Tally 5 8 Track Tape Readers Track Spooling £65.00

We have a quantity of Power Transformers 250 watts to 15KVA at voltages up to 40KV. Best quality at low prices. Lists available.

- * Racial RA-64 SSB Adaptors. new £70.00
- * Racial RA 298 L.S.B. Transistorised Converters (new) £120.00

We have a varied assortment of industrial and professional Cathode Ray Tubes available. List on request.

PLEASE ADD CARRIAGE AND V.A.T.

P. HARRIS
ORGANFORD, DORSET, BH16 6BR
BOURNEMOUTH (0202) 765051

SITUATIONS VACANT

RIVERS DIVISION

TECHNICAL ASSISTANT (COMMUNICATIONS)

Salary £3,309-£3,567 (+ up to £520 p.a. supplement)

Pay award pending

Based at Bamber Bridge near Preston, we have a vacancy in a section established to undertake the maintenance of over 1,600 mobiles operating on 34 radio networks. The post involves work on V.H.F. mobile radios, base station equipment and U.H.F. links throughout the region.

A current clean driving licence is essential. You should be qualified to O.N.C. or City and Guilds Intermediate Certificate standard in appropriate subjects and have at least three years practical experience on the installation, commissioning, maintenance and repair of V.H.F. mobile radios, S.H.F./U.H.F. links and telemetry.

TECHNICAL ASSISTANT (COMMUNICATIONS)

Salary £2,442-£2,745 (+ up to £520 p.a. supplement)

Pay award pending

Based at Bamber Bridge near Preston, we have a vacancy in a section established to undertake the maintenance of over 1,600 mobiles operating on 34 radio networks. The post involves work on V.H.F. mobile radios base station equipment and U.H.F. links throughout the region.

A clean driving licence is essential. You should be qualified to City and Guilds Intermediate Certificate standard in appropriate subjects and have at least two years' practical experience on the installation, commissioning, main and repair of V.H.F. mobile radios, U.H.F. links and telemetry.

Application forms from:

The Personnel Officer, North West Water, Rivers Division, P.O. Box 12, New Town House, Buttermarket Street, Warrington WA1 2QG. (Tel Warrington 53999)



North West Water

Closing Date: 4th August, 1978.
The above posts are open to men and women

(8350)

ARTICLES FOR SALE

SWOTER TRANSFORMERS

WITH 37 YEARS' EXPERIENCE we have the expertise to design and manufacture ANY TYPE OF AUDIO TRANSFORMER AT THE RIGHT PRICE

Whilst we specialise in every kind of transformer for audio control decks and mixers, demands are increasing for **LOUDSPEAKER TRANSFORMERS** and **100 VOLT LINE AUDIO OUTPUT TRANSFORMERS** for most kind of amplifier from 30 watts to 500 watts output. We have standard designs for AMCRON and BOSE amplifiers and can also supply **Multi-output transformers for COLUMN LOUDSPEAKERS** in a wide variety of powers. A recent tendency is the demand for **OUTPUT TRANSFORMERS FOR ULTRA LINEAR VALVE AMPLIFIERS** using KT88 and KT66 BEAM TETRODES and for these we have standard designs with exceptional performance. Many of our output transformers for loudspeakers have been installed in Theatres, Television Studios, Lecture and Concert Halls, Churches and Outdoor Arenas whilst others are in constant use for high quality portable Public Address Systems. We will supply single transformers, or any quantity, with short delivery times and, without obligation on your part, will quote price and exact dispatch on receipt of your requirements.

KINDLY NOTE OUR NEW ADDRESS AND TELEPHONE NUMBER: E. A. SWOTER LTD., Transformer manufacturers and designers, P.O. BOX No. 36, IPSWICH IP1 2EL, ENGLAND. Tel: Ipswich (0473) 52794-219390.

(8289)

RECEIVERS AND AMP

BROADFIELDS AND MAYCO DISPOSALS

21 Lodge Lane, N. Finchley
London, N12 8JG

Telephone:

01-445 0749 01-958 7624

MAY WE ASSIST YOU TO DISPOSE OF YOUR SURPLUS AND REDUNDANT STOCKS.

We will call anywhere in the British Isles, and pay **SPOT CASH** for Electronic Components and Equipment.

QUARTZ CRYSTAL UNITS from

- 10-90.0 MHZ
- FAST DELIVERY
- HIGH STABILITY
- TO DEF 5271-A



WRITE FOR LEAFLET AT 1

McKNIGHT CRYSTAL Co. Ltd.

HARDLEY INDUSTRIAL ESTATE, MYTHE SOUTHAMPTON SO4 6ZY

TEL MYTHE 848961 STD CODE 0703

(6044)

ARTICLES FOR SALE

IBM 1053 golfball printers serviced and lubricated **£130 + 8%** carriage at cost Similar to 735 printer but separate keyboard

15 Char/Sec UL/LC

Ideal microprocessor applications Golfball head supplied is a banking type standard correspondence type **£7.50** extra supplied with CCT and W/S manual character selection is by parallel BCD 50V drive to tilt and rotate solenoids other functions-space, backspace, tab

Line feed, UC/LC, carriage return, red/black ribbon by separate solenoids

GE optical tape reader PTR 661A. Asynchronous stepping 150 char/sec 8 hole-12V outputs **£25 + 8%** P&P **£1.50** NCR 8 hole punch 15char/sec 115V **£25 + 8%**, carriage **£3.**

HIGH PERFORMANCE POWER SUPPLY KIT

ZERO-30v 5mA-1.5A current limit

O/P resistance 1mΩ (at board O/P)

Noise/ripple <. Very sharp current limit

Ideal lab standard PSU

Generally idiot proof

Kit of parts/F/G pcb tinned, transformer controls, wire all components

£11 + 8%

Schools and Colleges **£10 + 8%**

P&P 70p

PFTE Single Screened White, ideal thermistor probes **£80/1000 yds**

Sprague 30A Mains RFI Filter **£4 (60p)**

Double VU Meter (W W Dolby Type) **£3 (20p)**

Papst Fan 4 1/2 x 4 1/2 x 2in 100 c f m **£3.50 (80p)**

Humidity Switch, adjustable **50p (15p)**

Air Operated Switch 1/2 p.s.i **£1 (25p)**

Mains Latching Relay **80p (20p)**

MPU 131 Prog Unit **25p (10p)**

Relays 8 pin Octal 12v 24v 110v D.C. 11 pin Octal 24v 48v D.C. 11 pin Octal 24v **£1.00 (25p)**

Relays Varley Type 4p/c/o 6v 12v 24v **60p (12p)**

Base + clip + 12p

Bead Thermistors N.T.C. Res @ 20 C

250R 1k 20k 20k 1m4 **60p (10p)**

Transformers 12v 10A £5 (90p) 24v 10A **£6 (E1)** 3A **£1.60 (60p)** 20v 1A

Toroid 3 dia x 1 **£2.25 (30p)** 60-0v

25mA **£1.10 (20p)**, 6v 500mA **£1.10 (20p)**, 19v 1.5A **£1.40 (35p)**, 19v 2.5A

£2.25 (35p), 12 + 12v 36VA **£2.25 (60p)**, 12v 4A **£2.30 (65p)**

↑ **ELECTROLYTICS**

4700µ 40v **50p (15p)**

15,000µ 50v **£1.25 (60p)**

1000µ 63v **25p (12p)**

PAPER CAPS

1.25µ 360v AC **60p (10p)**

2.5µ 800v RMS **80p (25p)**

1µ 600v ideal for electronic ignition **65p (15p)**

STEREO CASSETTE DECK TOP LOADING **£9 (60p)**

MONO DECK WITH MOTOR but no Pulley **£4 (40p)**

MONO CASSETTE AMP/OSC. Board with CCT **£1.30 (15p)**

CONVERGENCE POTS **£5/100 (40p)**

5Ω 10Ω 50Ω 200Ω

2N3773 **£2.25 (15p)**

2N3442 **£1.10 (15p)**

W.W. RESISTORS

0.1Ω 1% 10w **20p**

0.3Ω 1% h/sink resistor 25w **25p**

P&P shown in brackets min or in **£2**

Add 1 1/2% VAT to items marked †

Others 8%

KEYTRONICS

332 LEY STREET, ILFORD, ESSEX

Shop open Mon.-Sat. 9.30 a.m.-2 p.m.

Telephone 553 1863 (8348)

SEEN MY CAT? 5000 odds and ends. Mechanical. Electrical. Cat free. Whiston Dept. WW, New Mills, Stockport. (7983)

VACUUM COATING plant, Edwards 12E3, some accessories, **£3.50**. Fleet 3266. (8368)

IBM DISKETTE 1 — **£30** plus 50p p&p box of ten. Discount for quantity. Uxbridge 34611. (8395)

EQUIPMENT WANTED

ENAMELLED COPPER WIRE

s w.g. 1lb reel 1/2lb reel

10 to 19 **£2.95** **£1.60**

20 to 29 **£3.15** **£1.80**

30 to 34 **£3.45** **£1.90**

35 to 40 **£3.65** **£2.10**

All the above prices are inclusive of postage and packing in UK

COPPER SUPPLIES

102 Parrwood Road, Withingto,

Manchester 20

Telephone 061-445 8753 100

COLOUR, UHF AND TV SPARES. CEEFAX, ORACLE IN COLOUR. MANOR SUPPLIES 'EASY TO ASSEMBLE' TELETEXT KIT. Including TEXAS Decoder. Aerial Input, completely external unit, no further connections to set. Full facilities, mixed TV programme and Teletext, Newsflash. Update, and many special features not found in other units. Demonstration model in operation at 172 West End Lane, NW6. Phone or write for further information.

TEXAS TIFAX XM11 Decoder module, new, **£130**, p/p **£1.00**.

NEW COMBINED COLOUR BAR GENERATOR PLUS CROSS HATCH KIT (Mk4) UHF Aerial input type. Eight vertical colour bars plus R-Y, B-Y, Luminance combinations, Grey scale etc. Pushbutton controls. Battery operated **£35***, De Luxe case **£4.80***, aluminium case **£2.40***, battery holders **£1.50***, mains supply kit **£5.78***, p/p **£1.00**. Built and tested (battery) **£58***, p/p **£1.20**.

CROSS HATCH KIT, UHF Aerial input type, also gives peak white and black levels. Battery operated, **£11*** p/p **45p**. Add-on Grey Scale kit **£2.90*** p/p **35p**. Aluminium case **£2***, p/p **85p**. Cross Hatch Unit, complete and tested in De Luxe case **£20.80***, p/p **£1**.

'WIRELESS WORLD' TV Tuner and FM Tuner Projects by D. C. Read. Kits of parts available. CRT test and reactivator kit for colour and mono **£19.80** p/p **£1.20**. UHF Signal Strength Meter kit **£18*** p/p **90p**. 625 TV IF Unit for Hi-fi amps or tape recording **£6.80** p/p **70p**. Decca Colour TV Thyristor Power Supply Unit, incl. H.T., L.T., etc. Incl. circuits **£3.80** p/p **£1.20** Bush A823 (A807) decoder panel **£7.50**, p/p **£1**. Bush 161 T-B panel A634 **£3.80**, IF panel A583 **£3.80** p/p **90p**. Bush Portable TV IIV stab. power supply unit **£4.80** p/p **£1**. Bush CTV 25 Convergence Panel plus yoke, blue lateral **£3.60** p/p **90p**. Philips Single Standard Convergence Units complete, incl. 16 controls **£3.75** p/p **85p**. Colour Scan Coils, Mullard or Plessey, **£6** p/p **90p**. Mullard AT 1023/05 Converg. Yoke **£2.50** p/p **75p**. Mullard or Plessey Blue Laterals **75p** p/p **35p**. BRC 3000 type Scan Coils **£2** p/p **90p**. Delay Lines: DL20 **£3.50**, DL50 **£3.50**. DL1E, DL1 85p p/p **45p**. Lum delay lines **50p** p/p **40p**. G8 Tripler **£6**. BRC 300 Tripler **£6.60** p/p **75p**. Others available.

Philips G8 Decoder part-complete **£2.50** p/p **75p**. GEC 2040 Ex-Rental Panels. Decoder **£5.00**. Time Base **£5.00**, p/p **90p**. VARICAP TUNERS UHF: Gen. instr. **£3.50**. ELC 1043 **£4.50**, ELC 1043/05 **£5.50**. VHF: ELC 1042 **£4.80**, Philips VHF **£3.80**. Salvaged UHF & VHF Vari-caps **£1.50** p/p **35p**. VARICAP CONTROL UNITS, 3 position, **£1.20**. 4 PSN **£1.50**, 5 PSN **£1.80**, 7 PSN **£2.80**. Special offer 6 position **£1**, p/p **35p**. UHF Transd. Tuners incl. slow motion drive **£2.80**, 4 position push button **£2.50**, 6 psn. **£4.20**, p/p **90p**. Helical Pots 100K, 4 for **£1.20** p/p **30p**. Thorn 850 Dual Std. Time Base panels **50p**. Philips 625 IF panel incl. oct. **50p** p/p **70p**. Mullard Mono Scan Coils for Philips Stella, Pye, Ekco, Ferranti, Invicta **£2.00** p/p **85p**. Large selection of most popular makes. MANOR SUPPLIES, 172 WEST END LANE, LONDON, N.W.6. Shop Premises. Callers welcome. Thousands of additional items available not normally advertised. (Nos. 28, 159 buses or West Hampstead-Bakerloo Line and British Rail). Mail Order: 64 Golders Manor Drive, London, N.W.11. Tel: 01-794 8751. V.A.T. Please ADD 12 1/2% TO ALL PRICES (EXCEPT WHERE MARKED*. V.A.T. 8%). (60)

EQUIPMENT WANTED

A.R. Sinclair

Electronic Stockholders

Stevenage 812193

We purchase all types of

Mechanical and Electronic

Equipment and Surplus stocks.

(8189)

ARTICLES WANTED

WANTED IN LARGE QUANTITIES

Electronic components, resistors, capacitors, potentiometers, chassis loudspeakers, semi-conductors, diodes, TV tubes, especially colours, etc., etc., etc. First or second grades. Finished or incomplete products, record players, amplifiers, radios, tuners, tape recorders, enclosures, etc., etc., etc.
We will buy complete factories and pay cash.

TEL. 01-491 4636
E.C.E. AVON HOUSE
360/366 OXFORD STREET
LONDON, W.4 (7950)

WE PURCHASE ALL FORMS OF ELECTRONIC EQUIPMENT AND COMPONENTS, ETC.

SPOT CASH
CHILTMead LTD.
7, 9, 11 Arthur Road
Reading, Berks.
Tel. (0734) 582 605

TURN YOUR SUPPLUS Capacitors, transistors, etc., into cash. Contact **COLES-HARDING & Co.**, 103 South Brink, Wisbech, Cambs. 0945-4188. Immediate settlement. We also welcome the opportunity to quote for complete factory clearance. (7439)

WANTED, all types of communication receivers and test equipment. Details to **R. T. & I. Electronics Ltd.**, Ashville Old Hall, Ashville Rd., London, E.11. Ley 4986. (63)

B.D. ELECTRONICS offer prompt settlement for surplus electronic components, t.v./audio spares are of particular interest. Contact Miss Hughes, 9 Westhawe, Bretton, Peterborough. Tel 265219. (7432)

MINICOMPUTERS PERIPHERALS INSTRUMENTATION

For fastest, better CASH offer Phone

CHILTMead LTD.
Reading (0734) 586419

★ MINICOMPUTERS ★ PERIPHERALS ★ INSTRUMENTATION

For fastest, best CASH offer, phone

COMPUTER APPRECIATION
Godstone (088 384) 3221

7677

WE PURCHASE, FOR CASH the following: R. F. Power Transistors, Varactor Diodes, and all special components normally used in VHF/UHF Transmitting equipment. **MODULAR ELECTRONICS**, 95 High Street, Selsey Sussex. PO20-0QL. Tel. Selsey 2916. (7696)

ELECTRONIC SCRAP. Components, etc., Receivers, Transmitters Test Equipment wanted. Ferrographs from £15 in stock. Contact M & B Radio, 86 Bishopgate Street, Leeds 1. Tel. Leeds 35649. (8011)

STORAGE SPACE is expensive, why store redundant and obsolete equipment? For fast and efficient clearance of all test gear, power supplies, PC boards, components, etc., regardless of condition or qualities. Call 01-771 9413. (8209)

WANTED ALL TYPES R/T equipment urgently, good prices paid. Ring Nauto Telecommunications Ltd. Norwich (0603) 24936 29444.

GOOD QUALITY 1/2 inch tape transport for 10 1/2 inch spools, must be in good condition. Telephone 021-353 5431. (8366)

SERVICES

W.K.F. ELECTRONICS

(R.P.C.B.S. Ltd.)
THE CIRCUIT BOARD SPECIALISTS — UNIVERSAL SUPPLIERS

Contractors for: P.C.B. Production Contract Drilling Electroplating Laminate Cutting
Services for: Master Artwork Preparation, Process Photography, Circuit Diagrams, Layouts & Legends
Consultants for: Instrument Engineering, Automatic Control & Applications

Do-It-Yourself Won't Do: Today's assemblies demand close tolerances

Goodbye to the Long Wait: 3 to 7 Day Prototype P.C.B. Production Service

Quotations: By Return — Guaranteed Quality on every process
Short or Long Term Production now acceptable from 1 to 10,000 units.

We Universally Distribute: Laminate, Carbide Drill Bits & Routers, Process Chemicals (any), Pre-ensized Laminate, Drilling Machines (Manual Multi-spindle, N.C./C.N.C. Control), Graphic Art Draughting materials & aids

We Manufacture to Specification: Quality Circuit Boards (Single or Double Sided with any finish) Due to expansion we now have space available for prototype or long term production

For Quotations: Submit Copy Masters, Roughs, Circuit or Sample units for costing
To:

W.K.F. ELECTRONICS
FLEET HOUSE, WELBECK STREET
WHITWELL, WORKSOP, NOTTS.
TEL. WORKSOP (0909) 720695
TELEX: 547616
Telephone Quotations: Ask for pricing

NOTICE TO OTHER MANUFACTURERS

IS YOUR DRILLING / ROUTING DEPARTMENT A BOTTLENECK?
IF SO TRY OUR SERVICE FOR DRILLING AND ROUTING

THE RATES ARE VERY REASONABLE AND THE FAST SERVICE WILL ENSURE THAT YOUR CUSTOMERS' DELIVERIES ARE MET.

TEST EQUIPMENT

We are disposing of a considerable amount of good quality test gear including Tektronix scopes at silly prices.

* Ring Derek Pattinson now and discuss your requirements.

Crofton Electronics Ltd.
35 Grosvenor Road,
Twickenham, Middlesex.
Tel. 01-891 1923 (8211)

RADIO OPERATED REMOTE CONTROL SYSTEMS

(Home Office approval)

Range up to 50 mtrs
We welcome inquiries for your particular application.

R.D. ELECTRONICS
112 High Street, Barry
South Glamorgan CF6 8DT
Tel: Barry 739653 (8281)

EURO CIRCUITS

Printed Circuit Boards — Master layouts — Photography — Legend printing — Roller tinning — Gold plating — Flexible films — Conventional fibre glass — No order too large or too small — Fast turnaround on prototypes. All or part service available NOW 7669

EURO CIRCUITS TD.
Highfield House
West Kingsdown
Nr. Sevenoaks, Kent. WK2344

PRECISION SHEET METAL work, chassis, panels, etc., steel, stainless or aluminium, long/short runs, good deliveries. **EES Ltd.**, Clifford Rd Monks Road, Exeter 56280 36489. (8060)

CAPACITY AVAILABLE

I.H.S. SYSTEMS

Due to expansion of our manufacturing facilities we are able to undertake assembly and testing of circuit boards or complete units in addition to contract development.

We can produce, test and calibrate to a high standard digital analogue and RF equipment in batches of tens to thousands.

Telephone to arrange for one of our engineers to call and discuss your requirements, or send full details for a prompt quotation.

TEL. 01-253 4562

or reply to Box No. WW 8237 (8237)

Specialised PCB Service

Layouts • Photography • Drilling

Roller Tinning • Gold Plating

Legend Printing • Profiling

Special quick prototype service

Crofton Electronics Limited
35 Grosvenor Road, Twickenham
Middlesex • Tel. 01-891 1923

ELECTRONIC ASSEMBLY AND WIRING CAPACITY AVAILABLE

M.O.D. approved

J.N. Electronic Supplies
Osiers Road, London, SW18
Tel. 01-874 6162 7417

AIRTRONICS LTD. for coil winding Large or small production runs. Bobbin — Layer — Wave — Bifilar — Miniature Toroidals, Airtronics Limited, Gardner Industrial Estate, Kent House Lane, Beckenham, Kent BR3 1UG. Tel. 01-659 1147.

BATCH Production Wiring and Assembly to sample or drawings. **McDeane Electricals** 19B Station Parade, Ealing Common, London, W.5. Tel: 01-992 8976

SMALL BATCH PRODUCTIONS wiring assembly to sample or drawings. Specialist in printed circuits assembly. **Rock Electronics**, 42 Bishopscfield, Harlow, Essex. 0279 33018. (7674)

PRINTED CIRCUITS. Ultra fast turnaround. Very competitive prices paper or glass. Punched or drilled. Single or double sided. Also prototypes, artwork, photography. **Kibmore Circuits Ltd.**, 120 Garlands Road, Redhill, Surrey RH1 6NZ. Phone Redhill 68850.

A COMPLETE and efficient PCB Service from layout through to assembly. Incorporating quality reliability and price. No order too large or too small. Also mechanical detailing is undertaken. For details and free estimates please contact: **J. S. Roberts** on 01-553 2577 **H.R.C. Artwork Design**, 45 High Street, Maldon, Essex. (7731)

PRINTED CIRCUIT ASSEMBLY. Assembly services to customer specification. Also, design, layout and wiring service available. **A. E. Electronics**, 4-6 Sandy Lane, Stockton Heath Warrington WA4 2AY. Tel. 0925-68339. (7912)

HIGHWAY ELECTRONICS. Logic design, PCB artwork, assembly, testing, custom built electronics. Unit 112, Springvale Ind. Estate, Cwmbran, Gwent NP44 5BG. Telephone Cwmbran (06333) 68042. (8347)

RECEIVERS AND AMPLIFIERS

SIGNAL Generators Oscilloscopes, Output Meters, Wave Voltmeters, Frequency Meters Multi-range Meter, etc., etc., in stock. **R. T. & I. Electronics Ltd.**, Ashville Old Hall, Ashville Rd., London E.11. Ley 4986. (64)

HRO Rx5s, etc. AR88, CR100, BRT400 G209, S640, etc., etc. in stock. **R. T. & I. Electronics, Ltd.**, Ashville Old Hall, Ashville Rd., London, E11. Ley 4986. (65)

PCB ARTWORK DESIGN SERVICE with component notation masters and assembly drawings. **PADS Electrical Ltd.** 01-850 6516, 45 Southwood Road, New Eltham SE9. (7905)

PRINTED CIRCUITS. Screen printed boards from your artwork. Small batches or Prototypes. Also complete Artwork Service. **Winston Promotions**, 9 Hatton Place, London EC1N 8RU. 01-405 0960. (8040)

CHARTEC for prototype and production wiring and assembly. Efficient service at competitive prices — 6 Priory Way, Southall, Middlesex. Tel: 01-571 2846. (8088)

PRINTED CIRCUITS BOARDS. Quick deliveries, competitive prices. Quotations on request, roller thinning, drilling, etc. Speciality small batches. Larger quantities available. **Jamison Automatic Ltd.** 1-5 Westgate, Bridlington, North Humberside. For the attention of J. Harrison (0262) 74738 or 77877. (8114)

TECHNOVA DEVELOPMENTS offer a comprehensive and fast service in: quality P.T.H., single and double sided PCBs; precision artwork and draughting services. Send drawing etc. for quotation. Samples available. **Technova Developments**, 136 Whitehall Road, Norwich, Norfolk. Tel. 0603 28015. (8355)

TENDERS

CITY OF SWANSEA

Applications are invited from experienced contractors who wish to be placed on an adhoc list from which firms will be selected to tender for the following contracts
Installation of controlled door entry systems comprising 248 dwellings within 4 multi storey and one low rise block of flats
Applicants should give the names of at least two companies or authorities for whom they have satisfactorily completed work
Tender documents will be available to the selected firms upon the payment of a deposit of £15.00 returnable upon receipt of a tender not subsequently withdrawn
Applications should be sent so as to reach The Director of Housing, 21 Orchard Street, Swansea, not later than Friday, 8th September, 1978

The Council does not bind itself to accept the lowest or any tender. (8336)

SERVICES

CIRCUIT DESIGN and prototype construction. Instrumentation, test rigs, production run designs to your requirements. Professional audio, analogue, digital, SC/MP microprocessor circuits our specialities. **HAMILI ELECTRONICS LTD.**, Box BCM-2090, London WC1V 6XX. Tel.: 01-542 9203. (7984)

DESIGN SERVICE. Electronic Design Service. We offer a Design Development and Production Service with many years' experience working for Civil and Government Departments throughout the world in Digital and Analogue Instruments, RF Transmitters, Receivers, Telemetry, Video Equipment, including U.H.F. TV Transmitters and Monitors, Cameras, Motorized Pan and Tilt Heads, general electronics, including Micro Processors using the latest techniques and hardware. Phone or write Mr. Falkner. **R.C.S. Electronics**, 6 Wolsey Road, Ashford, Middlesex. Phone Ashford 53661. (8341)

PCB ARTWORK design service. Also electro/mechanical drawing. Prototype and small batch assembly and wiring. Tel. Thaxted (0371) 830877 for prompt attention. (8365)

MPU SYSTEMS designed, built and programmed to meet your needs. One-offs and short runs a speciality. **Kemtron Electronics**, Chester 21817. (8367)

I.C.E. MULTIMETERS

TWICE the information in **HALF** the size

The I.C.E. range of multimeters provides an unrivalled combination of maximum performance within minimum dimensions, at a truly low cost. Plus, a complete range of add-on accessories for more ranges, more functions.

All I.C.E. multimeters are supplied complete with unbreakable plastic carrying case, test leads, etc. and a 50-plus page fully detailed and illustrated Operating and Maintenance Manual

Now available from selected stockists. Write of phone for list or for details of direct mail-order service

Supertester 680R (illustrated)

20k V · 1% f.s.d. on d.c.
4k V · 2% f.s.d. on a.c.
80 Ranges - 10 Functions
140 x 105 x 55mm

£32.00 + VAT
(For Mail Order add 80p P&P)

Supertester 680G


20k V · 2% f.s.d. on d.c.
4k V · 2% f.s.d. on a.c.
48 Ranges - 10 Functions
109 x 113 x 37mm

£24.50 + VAT
(For Mail Order add 80p P&P)

Microtest 80

20k V · 2% f.s.d. on d.c.
4k V · 2% f.s.d. on a.c.
40 Ranges - 8 Functions
Complete with case - only 93 x 95 x 23mm

£16.60 + VAT
(For Mail Order add 80p P&P)



Electronic Brokers Ltd.
49-53 Pancras Road, London NW1 2QB
Tel. 01-837 7781

WW-032 FOR FURTHER DETAILS

INDEX TO ADVERTISERS

Appointments Vacant Advertisements appear on pages 109-127

AEL Crystals Ltd.	20	GEC M.D. Valve	8	Patrick, J. B.	106	
Amateur Components	107	Greenway Elec. Comps.	107	Pelco	92	
Ambit International	21	Greenwood Electronics	11	Plessey Controls	83	
Aspen-Electronics Ltd.	104	Harmsworth Townley Co. Ltd.	16	Powertran Electronics	90, 91	
Astra-Pak	107	Harris Electronics (London) Ltd.	8, 14	Racal Thermionic	5	
Audix Ltd.	6	Hart Electronics	82	Radford Lab. Insts. Ltd.	16	
Baker Loudspeakers Ltd.	24	Industrial Tape Applications	27	Radio Components Specialists	95	
Barrie Electronics Ltd.	89	Integrex Ltd.	84, 85	Radio Shack Ltd.	100	
Bayliss, A. D. & Sons Ltd.	14	Interport Mains-Store Ltd.	124	Rastra Electronics	94	
Bell & Howell	10, 11	ITT Instrument Services	80	R.C.S. Electronics	20	
Bi-Pak Semiconductors Ltd.	86, 93	JPS Associates	108	Rola Celestion Ltd.	81	
Boss Industrial Mouldings Ltd.	99	Keytronics	126	R.S.T. Valves Ltd.	87	
Cambridge Learning	13	Labgear Ltd.	107	RTVC	79	
Caracal Eng.	104	Labhire	22	Scopex Instruments Ltd.	80	
Carter Associates	24	Langrex Supplies Ltd.	27	Semiconductor Supplies Ltd.	107	
Catronics	82	Levell Electronics Ltd.	3	Servo & Elec. Sales Ltd.	92	
CEC Corporation	12	Light Soldering Developments Ltd.	16	Shure Electronics Ltd.	Cover iii	
Chiltmead Ltd.	98	Linstead Mfg. Co. Ltd.	25	Sintel	97	
Chromasonics	18	Lion House	106	Solid State Security	104	
C. N. Stevenson	25	Lotus Sound	89	Sonic Hi-Fi Discount	94	
Colomor (Electronics) Ltd.	92	Low Electronics Ltd.	68	Sonic Sound Audio	100	
Computer Appreciation	97	McKnight Crystals	126	Southwest Technical Prods. Ltd.	19	
Continental Specialities Corp.	28	Magnum Audio Ltd.	23, 25	Sowter, F. A.	126	
Crellon	9	Maplin Electronic Supplies	7	Special Products Ltd.	18	
Crimson Elektrik	15	Marconi Instruments Ltd	Cover ii	Strumech Engineering Ltd.	6, 15	
Crofton Electronics Ltd.	8	Marshall, A. (London) Ltd.	86	Sugden, J. F. & Co. Ltd.	97	
Doram Electronics	15, 17, 18	Martin Associates	20	Surrey Electronics Ltd.	107	
D.Q. Eng. Co. Ltd.	106	MHZ Electronics	104	Swanley Electronics Ltd.	106	
Drake Transformers Ltd.	12	Milward, G. F.	106	Technomatic Ltd.	108	
Eagle International	13	Mills, W.	96	Valradio Ltd.	82	
Electronic Brokers Ltd.	101, 102, 103, 128	Modern Book, The	125	Vero Electronics Ltd.	14	
Electronic Brokers Ltd. (Second User Computer Div)	105	Monolith Electronics Co. Ltd.	92	West Hyde Developments Ltd.	96	
Electro Systems & Timing	23	Multicore Solders Ltd.	Cover iv	Wilmot Breeden Electronics	2, 67	
Faircrest Eng. Ltd.	89	Neal Ferrograph	23	Wilmslow Audio	26	
Flight Link Control Ltd.	100	Newbear, Computer Stores	88, 94	Xerosa/Powell	89	
Farnell Instruments Ltd.	Readers Card, 4	OVERSEAS ADVERTISEMENT AGENTS:		Z. & I. Aero Services Ltd.	20, 88	
Future Film Developments	97	Hungary: Mrs. Edit Bajusz, Hungexpo Advertising Agency Budapest XIV Városliget Telephone 225 008 - Telex Budapest 22-4525 INFOIRE				
		Italy: Sig. C. Epis, Etas-Kompass S.p.A. - Servizio Estero, Via Mantegna 6, 20154 Milan Telephone 347051 - Telex 37342 Kompass				
		Japan: Mr. Inatsuki, Trade Media - IBPA (Japan), B 212, Azabu Heights 1-5-10 Roppongi, Minato-ku, Tokyo 106 Telephone (03) 585-0581				
		United States of America: Ray Barnes IPC Business Press, 205 East 42nd Street, New York, NY 10017 - Telephone (212) 689 5961 - Telex 421710 Mr. Jack Farley, Jnr, The Farley Co, Suite 1584, 35 East Wacker Drive, Chicago, Illinois 60601 - Telephone (312) 63074 Mr. Richard Sands, Scott, Marshall Sands & Latta Inc, 5th Floor, 85 Post Street, San Francisco, California 94104 - Telephone (415) 421 7950 - Telephone Dascotcco San Francisco Mr. William Marshall, Scott, Marshall, Sands & Latta Inc, 1830 West Eighth Street, Los Angeles, California 90057 - Telephone (213) 382 6346 - Telegrams Dascotcco, Los Angeles		Mr. Jack Mentel, The Farley Co, Suite 650, Ranna Building, Cleveland, Ohio 44115 - Telephone (216) 621 1919 Mr. Ray Rickles, Ray Rickles & Co, P.O. Box 2008, Miami Beach, Florida 33140 - Telephone (305) 532 7301 Mr. Jim Parks, Ray Rickles & Co, 3116 Maple Drive N.E., Atlanta, Georgia 30305 Telephone (404) 237 7432 Mike Loughlin, IPC Business Press, 15055 Memorial St, 119, Houston, Texas 77079 - Telephone (713) 783 8673		Canada: Mr. Colin H. MacCulloch, International Advertising Consultants Ltd., 915 Carlton Tower, 2 Carlton Street, Toronto 2 - Telephone (416) 364 2269

*Also subscription agents



fact: you can choose your microphone to enhance your sound system.

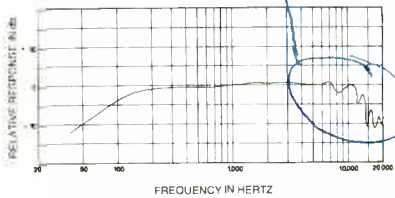
Shure makes microphones for every imaginable use. Like musical instruments, each different type of Shure microphone has a distinctive "sound," or physical characteristic that optimizes it for particular applications, voices, or effects. Take, for example, the Shure SM58 and SM59 microphones:



SM59

**Mellow, smooth,
silent...**

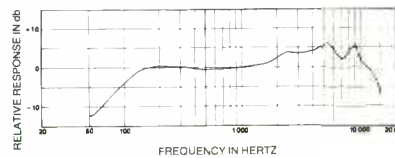
The SM59 is a relatively new, dynamic cardioid microphone. Yet it is already widely accepted for critical studio productions. In fact, you'll see it most often where accurate, natural sound quality is a major consideration. This revolutionary cardioid microphone has an exceptionally flat frequency response and neutral sound that reproduces exactly what it hears. It's designed to give good bass response when miking at a distance. Remarkably rugged—it's built to shrug off rough handling. And, it is superb in rejecting mechanical stand noise such as floor and desk vibrations because of a unique, patented built-in shock mount. It also features a special hum-bucking coil for superior noise reduction!



SM58

**Crisp, bright
"abuse proof"**

Probably the most widely used on-stage, hand-held cardioid dynamic microphone. The SM58 dynamic microphone is preferred for its punch in live vocal applications... especially where close-up miking is important. It is THE world-standard professional stage microphone with the distinctive Shure upper mid-range presence peak for an intelligible, lively sound. World-renowned for its ability to withstand the kind of abuse that would destroy many other microphones. Designed to minimize the boominess you'd expect from close miking. Rugged, efficient spherical windscreens eliminates pops. The first choice among rock, pop, R & B, country, gospel and jazz vocalists.




professional microphones...by




Shure Electronics Limited, Eccleston Road, Maidstone ME 15 6AU—Telephone: Maidstone (0622) 59881

To see how Multicore Oxide-Free Solder Creams offer you higher profits – just watch



Applications don't come much more critical than digital watch manufacture. Here, discrete deposits of Multicore Oxide-Free Solder Cream are screened onto the PCB. A precision job, with no risk of operator error or fatigue. And, a convenient temporary adhesive for the positioning of components.



Solder-flow is accomplished by simply passing the units over a hot plate. Fast. No oxide to contend with. No dirty residues. This manufacturer says Multicore Oxide-Free Solder Cream has reduced reject rate substantially and offers superior soldering quality.

ordinary solder creams cannot match this profitable performance. Here's why...

...because ordinary solder creams or pastes contain rosin-based flux mixed with solder powder produced by atomisation. This means that every particle of the powder is covered with a layer of oxide – slowing down the soldering process, leaving a dirty flux residue and causing solder globules to stick to the flux and possibly fall loose into the equipment after shock or vibration. But, Multicore have developed a very special method of producing solder powders that are virtually oxide-free.

These can be used in cream form – comprising an homogeneous stable mixture of pre-alloyed powder and flux, designed specifically for hybrid microcircuits, PCB's and critical component joints.

When heated, Multicore Oxide-Free Solder Creams melt and flow as quickly and cleanly as rosin-cored solder wire, leaving a pale clear flux residue without solder globules.

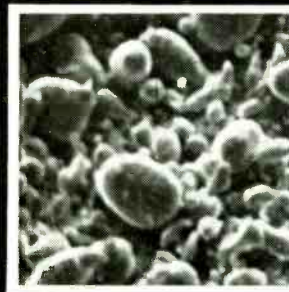
The in-built quality of Multicore Oxide-Free Solder Creams make them the ideal specification for almost any application calling for low cost yet high reliability.

They are available in a wide range of combinations of solder alloys, fluxes, particle sizes, flux contents and viscosities – often replacing solder preforms.

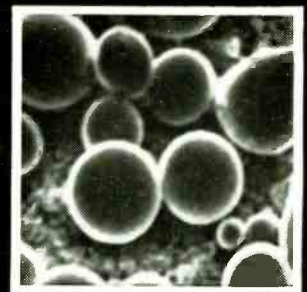
However, if you have an application that specifically requires preforms, remember that Multicore supply a wide variety of those as well.

Multicore Solders Ltd are Ministry of Defence Registered Contractors and on Qualified Products List QQ-S-571E of U.S. Defense Supply Agency for solder creams and preforms.

Compare these electron-microscope enlargements at x 240 magnification:



'Ordinary' cream solder powder, revealing poor particle shape and dross.



Solder powder from Multicore Oxide-Free Solder Cream displays clean, uniform particles.



For full information on Oxide-Free Solder Creams or any other Multicore products, please write on your company's letterhead direct to:

Multicore Solders Limited,

Maylands Avenue, Hemel Hempstead, Herts, HP2 7EP.
Telephone: Hemel Hempstead 3636. Telex: 82363.