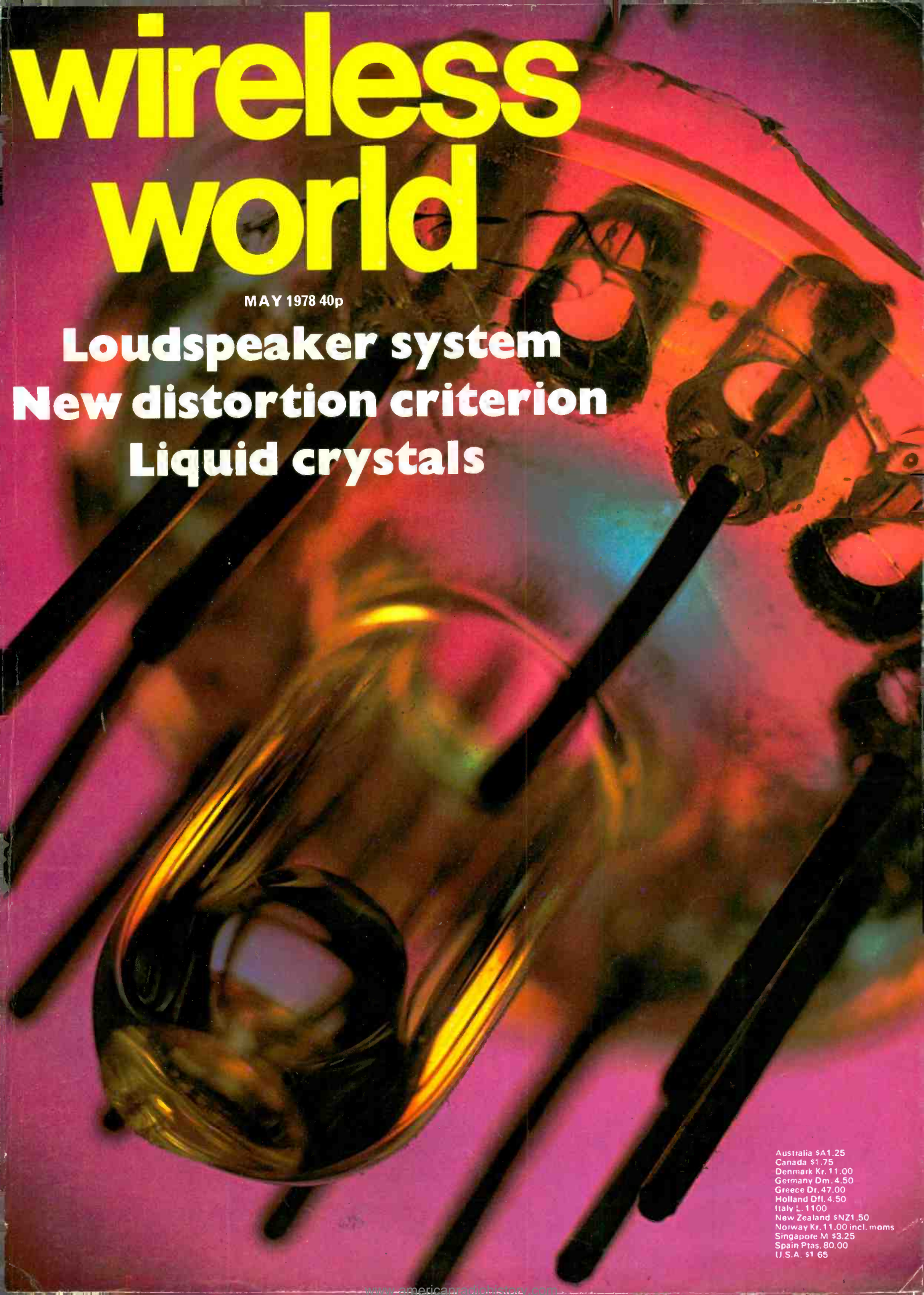


wireless world



MAY 1978 40p


Loudspeaker system

New distortion criterion

Liquid crystals

Australia \$A1.25
Canada \$1.75
Denmark Kr. 11.00
Germany Dm. 4.50
Greece Dr. 47.00
Holland Dfl. 4.50
Italy L. 1100
New Zealand \$NZ1.50
Norway Kr. 11.00 incl. moms
Singapore M \$3.25
Spain Ptas. 80.00
U.S.A. \$1.65

The oscilloscope with a difference..



..... the difference is that it measures amplitude against frequency (instead of time). This comparatively small change has led to our instrument being called a "Spectrum Analyser" which, in turn, has caused oscilloscope users to believe it's for a completely different job, "they are complicated things used only by boffins and people concerned with light waves or something".

But - excuse us - that's where they're wrong. Our TF 2370 is easier to use than many oscilloscopes, it has a frequency range from 30 Hz to 110 MHz and gives much, much more information about waveforms of nearly all types than does a 'scope. And it has a built-in digital frequency meter and sweep (tracking) generator of its own so you can check amplifiers and filters too.

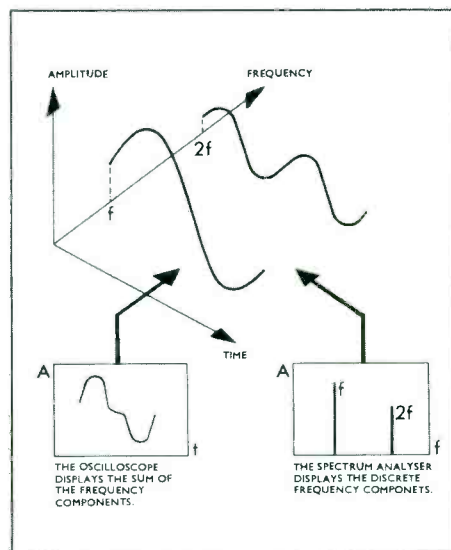
Signals are displayed with the fundamental, harmonics, sidebands and spurious content all clearly indicated and quite distinct from each other. You can see the waveform as it really is and

measure hum, distortion, modulation depth and all sorts of things to an accuracy impossible on a 'scope - even on signals which 'scopes show as being 'pure'.

Our special digital store and television display system gives you a steady 'infinite persistence' picture on which you may also compare your ideal waveform with your actual live image. The graticule is electronically generated - so no parallax errors - and you can move it up and down, or sideways, or expand it, all at the twist of a knob or two.

Whether you are involved in design, production, calibration, maintenance or indeed virtually any application where oscilloscopes are used, you will find that the TF 2370 Spectrum Analyser will provide a faster, easier, more informative and accurate answer to nearly all your questions.

If you're still a sceptic ask us for literature or, better still, ring us for a demonstration.




mi MARCONI INSTRUMENTS

Marconi Instruments Limited · Longacres · St. Albans · Hertfordshire · England AL4 0JN · Tel: (0727) 59292 · Telex: 23350

Marconi Electronics Inc · 100 Stonehurst Court · Northvale · New Jersey 07647 USA · Tel: (201) 767-7250 · Twx: 710-991-9752

Marconi Instruments · 32 avenue des Ecoles · 91600 Savigny-Sur-Orge · France · Tél: 996.03.86. · Télex: 600541.F

Marconi Messtechnik GmbH · 8000 München 21 Jörgstrasse 74 · West Germany · Tel: (089) 58 20 41 · Telex: 5 212642



Examination by polarized light for residual strain in the glass foot of a television picture tube. Photograph courtesy Mullard Ltd.

IN OUR NEXT ISSUE

Mobile radio channels — a new way of using them. Proposing a channel bandwidth unit to be used on its own for speech or in multiples for data.

The Morsemaker. A portable instrument which produces a continuous and random string of Morse numbers or letters for teaching purposes.

Radiating cables. Coaxial cables deliberately designed to couple with their surroundings are used in tunnels and buildings, where aeri- als are ineffective or radiate too widely.

Current issue price 40p, back issue (if available) 50p, at Retail and Trade Counter, Paris Garden, London SE1.

By post, current issue 55p, back issues (if available) 50p, order and payments to Room 11, Dorset House, London SE1 9LU.

Editorial & Advertising offices: Dorset House, Stamford Street, London SE1 9LU.

Telephones: Editorial 01-261 8620, Advertising 01-261 8339.

Telegrams/Telex: Wiworld Bispres 25137 BISPRS G. Cables: Ethaworld, London SE1.

Subscription rates: 1 year, £7.00 UK and \$23.40 overseas (\$24 USA and Canada).

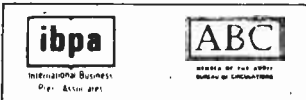
Student rate: 1 year, £3.50 UK and £4.50 overseas (\$11.70 USA and Canada).

Distribution: 40 Bowling Green Lane, London EC1R 0NE. Telephone 01-837 3636.

Subscriptions: Oakfield House, Perrymount Road, Haywards Heath, Sussex, RH16 3DH. Telephone 0444 59188. Subscribers are requested to notify a change of address.

USA mailing agents: Expeditors of the Printed Word Ltd, 527 Madison Avenue, Suite 1217, New York, NY 10022, 2nd-class postage paid at New York.

IPC Business Press Ltd, 1978
ISSN 0043 6062



wireless world

ELECTRONICS/TELEVISION/RADIO/AUDIO

MAY 1978 VOL 84 NO 1509

35 Thoughts from the drawing-board

36 **A new distortion measurement**
by R. A. Belcher

42 **A novel approach to switching regulator design**
by D. M. Divan and V. V. Ghatge

45 **Liquid crystals**
by J. C. Varney

47 **Books received**

48 **Letters to the Editor**
Traffic information broadcasting
Audible amplifier distortion Direct perception of radio waves

52 **Loudspeaker system design**
by Siegfried Linkwitz

57 **Cassette tape programmer—2**
by Evert Olsson

63 **Stereo power and phase meter**
by C. T. Hodgson

68 **Circuit ideas**
Feedforward amplifier
C.m.o.s. touch switch Simple noise generator

73 **The Viewdata computer—2**
by S. Fedida

77 **News of the month**
Post Office facsimile service
Government helps microprocessors Towards a world data network

83 **Audio power amplifier design**
by P. J. Baxandall

89 **World of amateur radio**

90 **New products**


GenRad's Top Trio...

... a low cost/high performance range of μP -based bridges

GenRad's new range of μP -based bridges make full use of advanced technology to meet tomorrow's testing needs today. Check the list of features, and contact us for further information, price and delivery.

1658 RLC Digibridge

- * Automatically measures R, L, C, D and Q
- * 0.1% Basic accuracy
- * 10 Bins for sorting
 - * Autoranging
- * IEEE 488 bus/handler interface option
 - * Three test speeds
- * Selectable continuous, average or single component measurements
 - * Three types of display programmed bin limits, measured values or bin number
- * Five-digit display for R, L and C
- * Four-digit display for D and Q
- * Selectable test frequencies of 1 kHz and 120 Hz (100 Hz)
- * Series or parallel measurement mode selection
- * Built-in Kelvin test fixture tests radial and axial lead components



1657 Digibridge™


* Under £1,000

The 1657 Digibridge

- * Automatically measures R, L, C, D and Q
- * 0.2% Basic accuracy
- * Five-digit display for R, L and C
- * Four-digit display for D and Q
- * Microprocessor-directed ranging
- * Selectable test frequencies of 1 kHz and 120 Hz (100 Hz)
- * Series or parallel measurement mode selection
- * Built-in Kelvin test fixture tests radial and axial lead components


1687 Megahertz LC Digibridge

- * Automatically measures Ls & Q, Cs & D, Cs & Rs, Cp & Gp
- * 0.1% basic accuracy for C
- * 0.2% basic accuracy for L
- * Automatic limit-comparison (10 bins)
- * Autoranging
- * IEEE 488 bus/handler interface option
- * Two test speeds
- * Selectable continuous, average or single component measurements
- * Four types of display - programmed bin limits, measured values, deviation measurement (ΔL or ΔC), or bin number
- * Five-digit display for L and C
- * Four-digit display for Q, D, R and G
- * Optional Kelvin test fixture tests radial and axial lead components



1658 RLC Digibridge™

* Under £2,000



1687 Megahertz
LC Digibridge™

* Under £2,500

GenRad Ltd.

Bourne End, Bucks. SL8 5AT

Phone (06285) 2 66 11, Telex 848321






GenRad

WW078 FOR FURTHER DETAILS

LEVELL

PORTABLE INSTRUMENTS

LOW COST OSCILLATORS



FREQUENCY	1Hz to 1MHz in 12 ranges.
ACCURACY	0 to 1% fine control on TG200DMP. ± 1.5% ± 0.01Hz up to 100kHz. ± 2% up to 1MHz.
SINE OUTPUT	7V r.m.s. down to <200µV with Rs=600Ω.
DISTORTION	<0.05% from 50Hz to 15kHz, <0.1% from 10Hz to 50kHz, <0.2% from 5Hz to 150kHz, <1% at 1Hz and 1MHz.
SQUARE OUTPUT	TG200D, DM & DMP only. 7V peak down to <200µV. Rise time <150nS.
SYNC. OUTPUT	>1V r.m.s. sine in phase with output.
SYNC. INPUT	± 1% freq. lock range per volt r.m.s.
METER SCALES	TG200M, DM & DPM only. 0/2V, 0/7V & -14/+6dBm.
SIZE & WEIGHT	260 x 130 x 180mm. 4.3kg with batteries.

TG200	TG200D	TG200M	TG200DM	TG200DMP
£75	£79	£91	£95	£99

FREQUENCY	0.2Hz to 1.22MHz on four decade controls.
ACCURACY	±0.02Hz below 6Hz. ±0.3% from 6Hz to 100kHz ± 1% from 100kHz to 300 kHz. ± 3% above 300 kHz.
SINE OUTPUT	5V r.m.s. down to 30µV with Rs=600Ω.
DISTORTION	<0.15% from 15Hz to 15kHz. <0.5% at 1.5Hz and 150kHz.
METER SCALES	2 Expanded voltage & -2/+4dBm.
SIZE & WEIGHT	260mm x 190mm x 180mm. 5.6kg.

TG66B	TG66A
Battery model £195	Mains & battery model £210

FREQUENCY	3Hz to 300kHz in 5 decade ranges.
ACCURACY	±2% ±0.1 Hz up to 100kHz, increasing to ±3% at 300kHz.
SINE OUTPUT	2.5V r.m.s. down to <200µV.
DISTORTION	<0.2% from 50 Hz to 50kHz.
SQUARE OUTPUT	2.5V peak down to <200µV.
SYNC. OUTPUT	2.5V r.m.s. sine.
METER SCALES	0/2.5V & -10/+10dB on TG152DM.
SIZE & WEIGHT	260mm x 130mm x 180mm. 3.4kg.

TG152D	TG152DM
Without meter £59	With meter £75

LEVELL ELECTRONICS LTD.
 Moxon Street, High Barnet, Herts. EN5 5SD
 Tel. 01-449 5028/440 8686

Prices are ex-works with batteries. Carriage and packing extra. VAT extra in U.K. Optional extras are leather cases and mains power units. Send for data covering our range of portable instruments.

WW-040 FOR FURTHER DETAILS

F.M. TUNERS, MODULES & UNITS by *Icon Design*

T3 Six touch tuned pre-set stations plus manual tune, with digital frequency readout, combined with 1.8 micro-volt sensitivity and anti-birdy stereo make this one of the finest tuners available. Intelligent tuning indicator, a.f.c. and interstation mute included for easy operation by all the family. Two tone gold and brown front panel with teak veneer cabinet will blend with any surroundings. **£149.00**




M1 This module is the heart of the above tuner, giving a mono output with a.f.c., mute, and tuning indicator functions. Drift free tuning by 10 turn pot over the range 88 to 108 MHz. This module will not let you hear out-of-tune stations, and the fine tuning lamp is extinguished unless a station is received. The ideal basis for any High quality F.M. system. **£29.95**




M2 The ideal choice for adding stereo to the M1 module or any suitable mono receiver, this module has anti-birdy filters and pilot tone output filters, together with a phase-locked decoder for stable performance. **£8.36**




M4 An integrated circuit regulator supplies all the power for the M1, M2 and M5, in addition to being short circuit proof and having automatic thermal shut-down, and ensuring hum free reception. **£6.93**



M5 The M5(mk2) touch module adds 6 touch selected pre-set stations to the manual tuning already provided by the M1 module. Illuminated buttons indicate the channel selected, while remote control using a single contact push button steps the channels in an endless loop, including the manual control channel. Auto power-up channel selection may be set to any of the seven available channels. Remote inhibit and a lamp test facility are provided. **£17.54**



M6 Using the optimum selection of discrete, E.C.L., T.T.L. and C-MOS technologies, this module will add the luxury of digital readout to the M1 module above, or any other LP1186 based receiver. The small (95 x 103mm) board contains all the logic, displays, and regulated power supply. Range is 60 to 99.9MHz, resolution 0.1KHz, and stability better than 40 p.p.m. per deg. C. It comes complete with mains transformer, polarised filter, and list of station frequencies. **£44.40**



★★ PLUS TWO NEW ONES ★★

M7 This new module is a 4 way touch select switch having illuminated touch buttons, and C-MOS logic level outputs. Features pre-set power-up selection, and remote step facility. Multiple units may be cascaded to give 8, 12 or more channels of switching, and two modules may be paralleled to give full remote control from two or more locations. The outputs may be used to control logic etc., or to drive the new M8 channel selector opposite. **£6.95**

M8 Controlled from single pole switches, or the M7 module, this unit will switch 4 mono or two stereo audio channels. Two M8 modules will therefore switch 4 stereo signals driven by one M7 touch switch, or other combinations may be controlled by multiple touch switches, providing a flexible system of audio selection and control. The ideal module for pre-amplifier source selection, avoiding long signal wires to and from control panels, and their associated hum and cross-talk problems. **£4.95**

ORDERING INFORMATION

Small orders < £5.00 plus 50p handling charge.

U.K. Orders post free, plus 12.5% V.A.T.

Overseas, send for Pro-forma invoice first, or send £3.00 air mail for small items.

SEND FOR ILLUSTRATED DATA PACK

(Reply coupons please overseas)

ACCESS MASTERCHARGE · BARCLAYCARD · VISA

CREDIT CARDS TAKEN

(Just quote number when ordering)

KITS AND COMPONENTS

SL301	£1.67	BC184	£0.15	Cermet pre-sets	£1.20
SL3046	£0.94	BC214	£0.15	Transformers: 120/240v	
TBA750	£1.71	1N4001	£0.06	6VA 4.5v	£2.33
SL1310	£2.15	1N4148	£0.04	6VA 20v	£2.33
TBA625C	£1.65	P.C.B. M1	£2.64	Kit K14 (M1)	£27.95
UA78M20	£1.65	P.C.B. M2	£1.65	K57 (M2)	£6.84
UA78M05	£1.65	P.C.B. M3	£1.65	K112 (T3)	£137.80
SFJ10-7MA	£1.71	P.C.B. M4	£1.65	Descriptive booklet	50p
LP1186	£8.53	Coil ass.	£0.55	Overseas	£1.50
2N3904	£0.20	10t 50K pot	£3.89		

TO ICON DESIGN

33 Restrop View
Purton, Wilts., SN5 9DG

Please supply data on (Circle as required)

M1 M2 M4 M5 Mk.2 M6 M7 M8 ALL

Address label

Block letters

.....


MAPLIN

everything for the modern D.I.Y. electronics enthusiast and more.




100W RMS STEREO DISCO

A genuine 100W RMS per channel (both channels driven) stereo disco with auto fade on microphone, VU meters, full monitoring and cueing facilities and a very high quality light show. Complete construction booklet MES41 price £25p. Cabinet comes complete with lid and carrying handles.



10 CHANNEL STEREO GRAPHIC EQUALISER

A new design with no difficult coils to wind, but a specification that puts it in the top-flight hi-fi class. All this for around £70 including fully punched and printed metalwork and woodwork. Send for our component schedule now. Full construction details price 25p. (All prices include V.A.T. and p & p.)



INTEGRATED CIRCUITS

Over 35 pages in our catalogue devoted to hundreds of useful IC's. All with data, pin connections and many with applications circuits and projects to build. Post the coupon now!



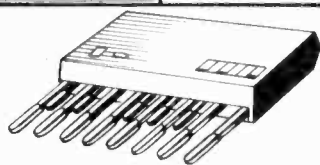
VERY LOW-DISTORTION AUDIO OSCILLATOR

The very low distortion sine wave (<0.01%) output is suitable for testing very high quality hi-fi audio equipment. Also includes square wave output. Range 20Hz to 26kHz. Output 0V to 1V in three continuously variable steps. Total cost around £21. Full construction details in our catalogue. Send the coupon below, now! (all prices include V.A.T. and p & p.)




TOUCH-SENSITIVE PIANO

The revolutionary new IC AY-1-1320 first seen on 'Tomorrow's World' is now available. Complete kit of IC's to build a 60-note piano (18 x IC's) order as HQ53H price £36'86. Preliminary circuit details in our October newsletter. Complete design, pcb's attractive veneered wooden cabinet available soon. It's the most realistic-sounding electronic piano we've ever heard and includes simulated damping, loud and soft pedals. Full details in our newsletters. (All prices include V.A.T. and p & p.)




PEDAL UNIT

A completely self-contained pedal unit. 13-note, 2-Octave range. 4 organ stops. It can be added to any organ. A really unusual extra is the bass guitar stop which uses four envelope shapers to give a real bass guitar sound. A must for the solo guitarist. Full construction details in our catalogue—post the coupon below, now!



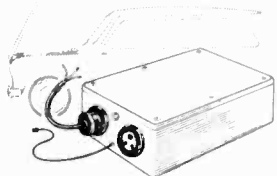
SWITCHES

We stock a wide range of switches including a really low-priced high quality interlocking push-button switch system which is extremely versatile. We've got toggle switches, slide switches, push switches, rotary switches—there are dozens to choose from, but it's only a tiny part of our fantastic range.



SYNTHESISER

The International 4600 Synthesiser. A very comprehensive unit. Over 400 sold. We stock all the parts costing less than £500 including fully punched and printed metalwork and a smart teak cabinet. Far less than half what you'd pay for a ready made synthesiser of equal quality. Specification on request. Full construction details in our construction book £1.50. (All prices include V.A.T. and p & p.)



ELECTRONIC IGNITION SYSTEM

A high performance electronic ignition system that saves fuel, cuts points wear, gives strong spark and easy start even with very low battery, improves engine power at high revs. Change back to conventional system in seconds. Total cost around £14. Full construction details in our catalogue. Send the coupon below, now! (All prices include V.A.T. and p & p.)



Our bi-monthly newsletter keeps you up to date with latest guaranteed prices - our latest special offers - details of new projects and new lines. Send 30p for the next six issues (5p discount voucher with each copy).



POST THIS COUPON NOW FOR YOUR COPY OF OUR CATALOGUE PRICE 60p

Please rush me a copy of your 216 page catalogue I enclose 60p, but understand that if I am not completely satisfied I may return the catalogue to you within 14 days and have my 60p refunded immediately.

NAME _____

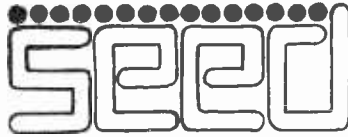
ADDRESS _____

IT'S A FANTASTIC BESTSELLER!
16 big (11" x 8") pages! Over a thousand illustrations! Over 30 pages of complete projects to build! Thousands and thousands of useful components described and illustrated! No wonder it's a bestseller!
ON'T MISS OUT! SEND 60p NOW!

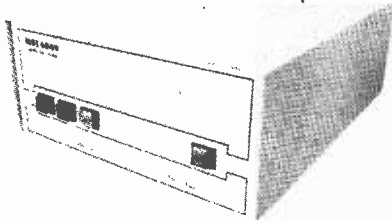
MAPLIN ELECTRONIC SUPPLIES
P.O. BOX 3 RAYLEIGH ESSEX SS6 8LR
Telephone: Southend (0702) 715155
Shop: 284, London Road, Westcliff-on-Sea, Essex
(Closed on Monday) Telephone: Southend (0702) 715157

WW-079
FOR FURTHER DETAILS

(WW5)



PORTLAND HOUSE, COPPICE SIDE, BROWNHILLS



MSI 6800
with 8K Ram.
KIT £375



NEW SWTPC 6800
Level 2
KIT £300

FD8 FLOPPY DISC £935. BFD68 MINI FLOPPY £522
SOROC 1Q120 TERMINAL £699 ASS.
CASSETTE INTERFACE KIT £18.95

Send S.A.E. for full brochure

STRUMECH ENG. ELECTRONICS DIV. BROWNHILLS 4321

WW-076 FOR FURTHER DETAILS

KGM TV CAMERAS

the big choice



Type 130 is a compact $\frac{2}{3}$ inch camera with an unusually high specification for a camera of this size. It is a sturdy, reliable camera of great versatility.

Type 113 is an extremely rugged camera designed for critical applications of a very wide nature. Resolution is better than 800 lines.

Type 118 is a day and night camera based on Type 113 but with many unique features to enhance its performance in difficult light conditions.

KGM cameras and monitors are backed by KGM's many years' experience of designing and building CCTV equipment for large industrial users and leading public authorities. *Send for your data sheets now.*


KGM ELECTRONICS
LIMITED

Clock Tower Road, Isleworth, Middlesex TW7 6DU
Tel: 01-568 0151. Telex: 934120

WW-043 FOR FURTHER DETAILS

You always perform better with the right equipment

With Neal Ferrograph you get the right equipment for the job, and the best in its class. A good formula for success, of which you can be assured every time you choose from the fully - integrated range of specialist recording and ancillary equipment in the NEAL FERROGRAPH range.



The NEAL 302.

Incorporating a 3-motor mechanism, controlled by a full solid state logic system actuated by ultra light touch buttons, this is the machine used by top recording studios and broadcasting stations, for quality cassette copies and for in - cassette duplication masters.




The Ferrograph Logic 7.

A transportable tape recorder of unrivalled facilities: taking all spool sizes up to 27 cm, and providing three speeds, plus positive action push buttons in association with logic circuits ... for fast, safe tape handling under all conditions.

Studio 8

A professional studio tape recorder logic controlled for superb tape handling characteristics, offering a choice of stereo, twin track and full or half track mono heads, PPM or VU meters, IEC (CCIR) or XAB equalisation, console or transportable models.



The RTS 2.

Combines in one easy to use compact instrument the measurement of gain, noise, frequency response, input sensitivity, output power, distortion and the parameters relating to recording equipment, such as wow and flutter, crosstalk, drift and erasure. Its range of application can be extended even further by the addition of the Auxiliary Test Unit ATU 1.

NEAL FERROGRAPH
TOTAL TAPE TECHNOLOGY

SIMONSIDE WORKS · SOUTH SHIELDS · TYNE & WEAR NE34 9NX Telephone SOUTH SHIELDS (0632) 566321 Telex: 537227

WW-008 FOR FURTHER DETAILS

The new, comprehensive JVC 3/4" video cassette range

See—and believe



A pioneering electronics organisation with 51 years' experience of high-technology engineering, JVC has been developing and introducing new and better video products for 21 years.

Now, for the first time in Britain, you can choose from a new and comprehensive range of JVC 3/4" U-format colour-plus-monochrome video cassette units, up to 38% smaller than directly competitive equipment.

From the compact portable CR-4400E for location work to the versatile CR-8300E for production studios, these easy-to-use models meet every video cassette recorder demand. They give you exactly the same top-quality recording and playback throughout the range. Price differences simply reflect the number of facilities available, not the performance.

The range. For those needing NTSC as well as PAL playback (perhaps for shipboard entertainment), JVC has the new CR-5060ED.

If you're looking for stop-action playback and PAL record/playback facilities, the new CR-6060E with its specially engineered still-frame system is the one for you. (Optional remote control available.)

PAL recording, plus PAL and NTSC playback, come together in the new CR-6060ED. Again, with optional remote control.

Full electronic editing facilities are built into the superb new CR-8300E, a PAL record/playback unit. For even more flexible editing, add the JVC RM83 editing suite.


Where you must have portable video equipment, able to record cassettes that can also be replayed by a mains cassette unit without an adaptor, it's got to be the new assembly-edit CR-4400E. This comes complete with built-in video/RF replay facilities. And, of course, there's a colour camera to match.

Use the inquiry service to get the literature from Bell & Howell and the name and address of an audio-visual centre where you can test for yourself the versatility of these new JVC units. Admire the outstanding picture quality each provides. Seeing is believing. You'll believe, as we do, that JVC U-format equipment is the best in the world.

WW-055 FOR FURTHER DETAILS

Fuji Beridox tape

To get the optimum results from any U-format equipment use Fuji Beridox tape. Provably superior to conventional CrO₂ tape, it's now available from every Bell & Howell dealer.



Beridox 3/4" (19mm) video cassettes


- KCA- 10** (10 min. playing time)
- KCA- 15** (15 min. playing time)
- KCA- 20** (20 min. playing time)
- KCA- 30** (30 min. playing time)
- KCA- 50** (50 min. playing time)
- KCA- 60** (60 min. playing time)

1/2", 1" and 2" video tape also available.

Bell & Howell A-V Ltd.
Alperton House,
Bridgewater Road,
Wembley, Middlesex, HA0 1EG.



Introducing the new Quick Charge Cordless Soldering Iron



- Solder heat in five seconds
- No wires to restrict use
- Completely recharges in only 4 hours!
- No need for earthing
- Capacity to solder up to 125 joints

This new rechargeable soldering iron from Greenwood brings added freedom to professional soldering. The Quick Charge recharges so fast that completely dead battery cells can be brought to full charge in about 4 hours – three times faster than before. In its stand the Quick Charge is, of course, being continually charged. A wide range of tips and now also a P.C. Drill attachment make this the most 'versatile' professional soldering iron available.



Illustration actual size.

Greenwood Electronics

Greenwood Electronics, Portman Road, Reading RG3 1NE
Telephone 0734-595844 Telex 848659

HIGH POWER DC-COUPLED AMPLIFIER



- ★ UP TO 500 WATTS RMS FROM ONE CHANNEL
- ★ DC-COUPLED THROUGHOUT
- ★ OPERATES INTO LOADS AS LOW AS 1 OHM
- ★ FULLY PROTECTED AGAINST SHORT CCT, MISMATCH, ETC.
- ★ 3 YEAR WARRANTY ON PARTS AND LABOUR

The DC300A Power Amplifier is the successor to the world famous DC300 which is so widely used in Industrial, and Research applications in this country. It is DC-coupled throughout so providing a power bandwidth from DC to over 20,000Hz. The ability of the DC300A to operate without fuss into totally reactive loads while delivering its full power, and maintaining its faithful reproduction of Pulse or complex waveforms has established the DC300A as the world's leading power amplifier. Each of the two channels will operate into loads as low as 1 ohm, and the amplifier can be rapidly connected as a single ended amplifier providing over 650 watts RMS into a 4 ohms load, and still providing a bandwidth down to DC. Below is a brief specification of the DC300A, but if you require a data sheet, or a demonstration of this fine equipment please let us know.

Power Bandwidth	DC 20kHz @ 150 watts + 1db. 0db	Slewing Rate	8 volts per microsecond
Power at clip point (1 chan)	500 watts rms into 2.5 ohms	Load impedance	1 ohm to infinity
Phase Response	+0 -15 DC to 20kHz. 1 watt @	Input sensitivity	1.75 V for 150 watts into 8Ω
Harmonic Distortion	Below 0.05% DC to 20kHz	Input Impedance	10K ohms to 100K ohms
Intermod. Distortion	Below 0.05% 0.01 watt to 150 watts	Protection	Short, mismatch & open cct. protection
Damping Factor	Greater than 200 DC to 1kHz at 8Ω	Power supply	120-256V. 50-400Hz
Hum & Noise (20-20kHz)	At least 110db below 150 watts	Dimensions	19" Rackmount. 7" High. 9 3/4" Deep
Other models in the range: D60 — 60 watts per channel		D150A — 150 watts per channel	

Other models available from 100 watts to 3000 watts



MACINNES LABORATORIES LTD.

MacInnes House, Carlton Park Industrial Estate
Saxmundham, Suffolk IP17 2NL. Tel: (0728) 2262 2615

MACINNES FRANCE

18 Rue Botzaris
Paris 75019, France
Tel: 206-60-80 or 206-83-61

WW-032 FOR FURTHER DETAILS

AVAILABLE

NOW



Now it's all on the cards from Verospeed — 5V, 12V, and 15V power supplies, LED and liquid crystal panel meters, and count and display modules. And when we say now, we don't mean in two or three weeks. So if you haven't got our Spring 78 catalogue, just ask and we'll send it. If you have, phone us your order by 3 pm and we'll promise to post it today! That's what Verospeed means.


Verospeed
10 Barton Park Industrial Estate,
Eastleigh, Hampshire SO5 5RR
Tel: (0703) 618525

WW — 046 FOR FURTHER DETAILS

SCREWDRIVER BITS

FOR POWER & HAND DRIVING

For Pozidriv, Phillips, Slotted, Torx, Hexagon, Tri-wing, and other recess and head forms including SUPADRIV.



A range of Hand Screwdriving Kits is now available
Catalogue and Price List on request

HARMSWORTH

070-681 2601

HARMSWORTH, TOWNLEY & CO. LTD.
HAREHILL TODMORDEN LANCs OL14 5JY

WHY SETTLE FOR LESS— THAN A 6800 SYSTEM

MEMORY—

All static memory with selected 2102 IC's allows processor to run at its maximum speed at all times. No refresh system is needed and no time is lost in memory refresh cycles. Each board holds 4,096 words of this proven reliable and trouble free memory. Cost—only £80.00 for each full 4K memory.

INTERFACE—

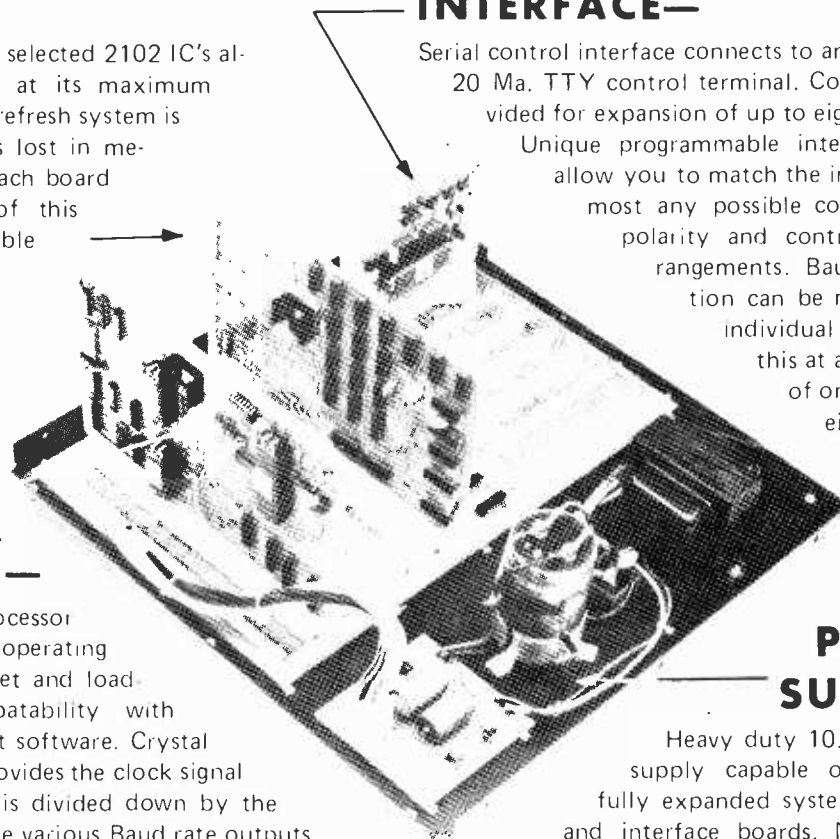
Serial control interface connects to any RS-232, or 20 Ma. TTY control terminal. Connectors provided for expansion of up to eight interfaces. Unique programmable interface circuits allow you to match the interface to almost any possible combination of polarity and control signal arrangements. Baud rate selection can be made on each individual interface. All this at a sensible cost of only £30.00 for either serial, or parallel type

PROCESSOR—

"Motorola" M6800 processor with Mikbug® ROM operating system. Automatic reset and loading, plus full compatibility with Motorola evaluation set software. Crystal controlled oscillator provides the clock signal for the processor and is divided down by the MC14411 to provide the various Baud rate outputs for the interface circuits. Full buffering on all data and address busses insures "glitch" free operation with full expansion of memory and interfaces.

POWER SUPPLY—

Heavy duty 10.0 Amp power supply capable of powering a fully expanded system of memory and interface boards. Note 25 Amp rectifier bridge and 91,000 mfd computer grade filter capacitor.



DOCUMENTATION—

Probably the most extensive and complete set of data available for any microprocessor system is supplied with our 6800 computer. This includes the Motorola programming manual, our own very complete assembly instructions, plus a notebook full of information that we have compiled on the system hardware and programming. This includes diagnostic programs, sample programs and even a Tic Tac Toe listing.

Mikbug® is a registered trademark of Motorola Inc.

SWTP 6800
Computer System

with serial interface and 4,096 words of memory. **£275.00**
(Kit form only)

PRICE EFFECTIVE 1st OCTOBER, 1977



Prices quoted do not include VAT

Please send me details of your full range of computer equipment and software.

Name
Address
.....
.....

Southwest Technical Products Co.
174 Ifield Road, London, SW10

A. D. BAYLISS & SON LTD.

Behind this name there's a lot of real POWER!

Illustrated right is a **TITAN DRILL**


Mounted in a multi-purpose stand. This drill is a powerful tool running on 12v DC at approx 9000 rpm with a torque of 350 gm. cm. Chuck capacity 3.00 m/m. The multi-purpose stand is robustly constructed of steel and aluminium. The base and bracket are finished in hammer blue. Also available for use in the stand is the **RELIANT DRILL** which is a smaller version of the Titan. Approx. speed 9000 rpm, 12v DC, torque 35 gm. cm. Capacity 2.4 m/m.

- | | |
|----------------------------------|---|
| TITAN DRILL & STAND | £19.50 |
| | + 8% VAT = £21.06 + £1 P&P |
| TITAN DRILL ONLY | £8.90 + 8% VAT = £9.61 + 35p P&P |
| RELIANT DRILL & STAND | £16.37 |
| | + 8% VAT = £17.68 + £1 P&P |
| RELIANT DRILL ONLY | £5.22 + 8% VAT = £5.64 + 35p P&P |
| TITAN MINI KIT DRILL | £14.78 |
| Plus 20 Tools | + 8% VAT = £15.93 + 50p P&P |
| RELIANT MINI KIT DRILL | £12.00 |
| Plus 20 Tools | + 8% VAT = £13.08 + 50p P&P |
| TRANSFORMER UNIT | £8.55 |
| | + 8% VAT = £9.23 + 75p P&P |

These are examples of the extensive range of power tools designed to meet the needs of development engineers, laboratory workers, model makers and others requiring small precision production aids. To back up the power tools, Expo offer a comprehensive selection of Drills, Grinding Points and other tools. SEND STAMP for full details to main distributors.


A. D. BAYLISS & SON LTD., Pfera Works, Redmarley, Glos. GL19 3JU

Stockists: Richards Electric, Worcester and Gloucester; Hoopers of Ledbury; Hobbs of Ledbury; D&D Models, Hereford; Bertella, Gloucester; J Power Services & Co. Ltd., Worcester



WW-021 FOR FURTHER DETAILS

ELECTRONIC INDUSTRIAL THERMOMETER



THE MODERN WAY TO MEASURE TEMPERATURE

A Thermometer designed to operate as an Electronic Test Meter. Will measure temperature of Air, Metals, Liquids, Machinery, etc., etc. Just plug-in the Probe, and read the temperature on the large open scale meter. Supplied with carrying case, Probe and internal 1 1/2 volt standard size battery.

- Model "Mini-Z 1" measures from -40° C to + 70° C. Price £25.00
- Model "Mini-Z 2" measures from -5° C to + 105° C. Price £25.00
- Model "Mini-Z Hi" measures from + 100° C to + 500° C. £27.50 (VAT 8% EXTRA)

Write for further details to

HARRIS ELECTRONICS (LONDON)
138 GRAY'S INN ROAD, LONDON, WC1X 8AX
(Phone 01-837 7937)

WW-044 FOR FURTHER DETAILS

QUARTZ CRYSTALS - FAST!



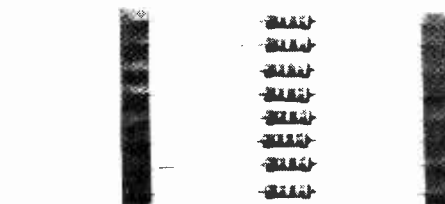
AEL

AEL CRYSTALS LIMITED
Gatwick House, Horley, Surrey, England RH6 9SU
Telephone: Horley (02934) 5353 Telex: 87116 (Aerocon Horley)
Cables: Aerocon Telex Horley

WW-020 FOR FURTHER DETAILS

carbon film RESISTORS

ON BANDOLIERS OR PREFORMED 12.5mm AT NO EXTRA COST




Z & I

AERO SERVICES LTD.


42-44A-46 Westbourne Grove
London W2 5SF
Tel. 01-727 5641 Telex 261306

WW-067 FOR FURTHER DETAILS

Stay ahead-follow this sign



GOULD ADVANCE INSTRUMENTS HAVE A WORLDWIDE REPUTATION. BUT THEY NEED NOT COST YOU THE EARTH.



OS245A AND OS250B OSCILLOSCOPES

Two dual trace oscilloscopes, with sensitivity of 5mV/div., and 2mV/cm respectively. The OS250B offers variable trigger level with or without bright line. The OS245A has a bandwidth of 10MHz, the OS250B offers 15MHz. Fully portable, these are the ideal instruments for servicing, educational and general purpose applications.

ALPHA III DIGITAL MULTIMETER

A tough, attractive, 3½ digit multimeter with 25 ranges and a basic accuracy of $\pm 0.2\%$. A bright red LED display gives a clear reading even in high ambient light conditions, and yet power consumption is low enough for extensive field applications.

A purpose built CMOS chip incorporates all analogue and digital circuitry, giving a low component count and increased reliability.



TC 320 TIMER COUNTER

This new, tough, 5-digit unit has an operating frequency of 35MHz. Plated through hole PCB construction keeps the component count down, for exceptional reliability. Frequency measurements up to at least 35MHz can be easily read from the clear 7-segment display. The TC320 offers outstanding performance – including "disciplined" triggering – at a remarkably modest price.

BETA DIGITAL MULTIMETER

A general-purpose multimeter, offering 29 ranges, including temperature (optional), and a basic accuracy figure of $\pm 0.2\%$. A clear, 3½ digit Liquid Crystal Display, 0.5" high, gives a high-contrast read-out. Fully portable, with a minimum of 300 hours' battery life, the Beta has already established a reputation for accuracy and reliability.

For details of any of these instruments and the Gould Advance 2 year guarantee, write or phone today.
Gould Instruments Division,
Roebuck Road, Hainault, Essex IG6 3UE.
Telephone: 01-500 1000 Telex: 263785.



 **GOULD**

WW-038 FOR FURTHER DETAILS

If QUAD amplifiers are so perfect, why does it still sound better in the concert hall?


In real life, the sounds from all the instruments and sometimes parts thereof are independently radiated and so are not 'phase locked' together nor are they subjected to common eigentones.

These mutually incoherent wavefronts are subjected to tiny but important reflections at the pinna and finally end up as just two channels representing the pressure at the two ear drums. It is not possible to achieve this transfer accurately by means of loud-speakers or headphones however good these components may be.

Nevertheless with good amplifiers and loudspeakers (and on those occasions when the people at the recording and transmitting end get it right) a musical experience can be achieved which is extremely satisfying and one of the greatest pleasures of our time.

For further details on the full range of QUAD products write to: The Acoustical Manufacturing Co. Ltd., Huntingdon, Cambs. PE18 7DB.
Tel: (0480) 52561

QUAD
for the closest approach to
the original sound
QUAD is a Registered Trade Mark



WW-061 FOR FURTHER DETAILS

"Our technical test of the Series III tone-arm shows without any doubt that SME has succeeded in developing and producing a pick-up arm which enables high as well as low compliance cartridges to do their best."


"The effective mass of the arm is so low that the resonance frequency with a soft (high compliance) pick-up can be placed above the critical area below 5Hz. and the damping of resonance is so good that a stiff (low compliance) cartridge cannot produce resonances that can be heard or measured."

"The SME Series III is the first tone-arm in our experience where the choice of pick-up is not limited by excessive tone-arm mass or insufficient damping of resonances."

The above comments were made by Knud Søndergaard concluding a detailed technical review of the Series III precision pick-up arm in the December 'ny elektronik' (Denmark).

SME SERIES III

The best pick-up arm in the world



Write to Dept 0648 · SME Limited · Steyning · Sussex · BN4 3GY


WW-017 FOR FURTHER DETAILS

BIMCONSOLES BIMBOXES BIMBOARDS BIMDRILLS BIMDICATORS

MINI DESK BIMCONSOLES

Moulded in Orange, Blue, Black or Grey ABS and incorporating guides on all sides for holding 1.5mm thick pcb's. 1mm Grey Aluminium panel sits recessed into front of console and held by screws running into integral brass bushes. Stand-off bosses in base for supporting small sub-assemblies etc. 4 self adhesive rubber feet also included.

BIM1005 (161x96x58mm) £2.12*
BIM1006 (215x130x75mm) £2.94*




LOW PROFILE BIMCONSOLES

1mm Grey Aluminium panel sits recessed into front of console base, which is moulded in Orange, Blue, Black or Grey ABS and sits on 4 self adhesive rubber feet. Incorporating guides for holding 1.5mm thick pcb, the base also has stand-off bosses for supporting small sub-assemblies etc. and ventilation slots. Front panel is held by 4 screws which run into integral brass bushes.

BIM6005 (143x105x55.5[31.5] mm) £2.32*
BIM6006 (143x170x55.5[31.5] mm) £3.08*
BIM6007 (214x170x82[31.5] mm) £4.12*

ABS & DIECAST BIMBOXES

5 sizes, in either ABS or Diecast Aluminium
ABS moulded in Orange, Blue, Grey or Black
Diecast Aluminium available in Grey Hammetone or Natural



All boxes incorporate guides on all sides for holding 1.5mm thick pcb's and stand-off bosses in base for supporting small sub-assemblies etc. Close fitting flanged lids held by screws running into integral brass bushes (ABS) or tapped holes (Diecast).

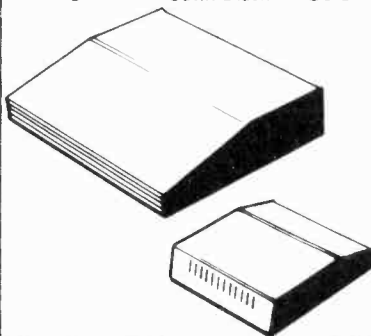
	ABS	Diecast	Hammetone	Natural
(100x50x25mm)	BIM2002/12 £0.95*	BIM5002/12 £1.20*		£0.97*
(112x62x31mm)	BIM2003/13 £1.05*	BIM5003/13 £1.50*		£1.20*
(120x65x40mm)	BIM2004/14 £1.15*	BIM5004/14 £1.86*		£1.49*
(150x80x50mm)	BIM2005/15 £1.30*	BIM5005/15 £2.38*		£1.91*
(190x110x60mm)	BIM2006/16 £2.04*	BIM5006/16 £3.41*		£2.85*

Also available in Grey Polystyrene (112x61x31mm) with no slots and self tapping screws BIM2007/17 £0.88*

ALL METAL BIMCONSOLES

All aluminium, 2 piece desk consoles with either 15° or 30° sloping fronts, sit on 4 self-adhesive non slip rubber feet. Ventilation slots in base and rear panels permit efficient cooling.

Colour Code	Top Panel	Base
A	Off White	Blue
B	Sand	Green
C	Satin Black	Gold



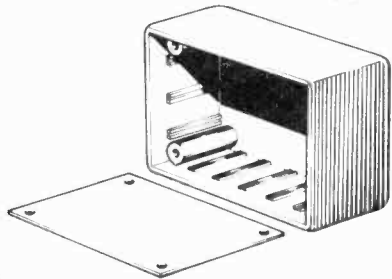
15° Sloping Panel	
BIM7151 (102x140x51[28] mm)	£ 9.43*
BIM7152 (165x140x51[28] mm)	£10.43*
BIM7153 (165x216x51[28] mm)	£11.42*
BIM7154 (165x211x76[33] mm)	£12.39*
BIM7155 (254x211x76[33] mm)	£13.66*
BIM7156 (254x287x76[33] mm)	£14.65*
BIM7157 (356x211x76[33] mm)	£15.80*
BIM7158 (356x287x76[33] mm)	£16.78*

30° Sloping Panel	
BIM7301 (102x140x76[28] mm)	£ 9.43*
BIM7302 (165x140x76[28] mm)	£10.43*
BIM7303 (165x183x102[28] mm)	£11.42*
BIM7304 (254x140x76[28] mm)	£12.39*
BIM7305 (254x183x102[28] mm)	£13.66*
BIM7306 (254x259x102[28] mm)	£14.65*
BIM7307 (356x183x102[28] mm)	£15.80*
BIM7308 (356x259x102[28] mm)	£16.78*

MULTI-PURPOSE BIMBOXES

Moulded in Orange, Blue, Black or Grey ABS with 1mm thick Grey aluminium recessed front cover which is retained by 4 screws running into integral brass bushes. 1.5mm pcb guides are incorporated on all sides and as with all ABS boxes they are 85°C rated. 4 self adhesive rubber feet also included.

BIM 4003 (85x56x28.5mm)	£1.24*
BIM 4004 (111x71x41.5mm)	£1.56*
BIM 4005 (161x96x52.5mm)	£2.08*




DIL COMPATIBLE BIMBOARDS


Bimboards accept all sizes of DIL packages as well as resistors, diodes, capacitors and LED's etc. They have integral Bus Strips running up each side for carrying Vcc and ground as well as Component Support Brackets for holding lamps, fuses and switches etc. Available as either single or multiple units, the latter mounted on 1.5mm thick, matt black aluminium back plates which stand on non slip rubber feet and have 4 screw terminals for incoming power.

Bimboard 1 contains 500 individual sockets whereas the multiple units containing 2, 3 or 4 Bimboards incorporate 1,100, 1,650 or 2,200 individual sockets, all arranged on a 2.5mm(0.1") matrix.

Bimboard 1 £ 9.72* Bimboard 2 £22.68*
Bimboard 3 £32.40* Bimboard 4 £42.12*



BIMDICATORS

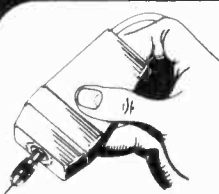


Remember we are also one of Europe's largest manufacturers of Filament, Neon and LED indicators. Send for our BIMDIATOR DATA

MAINS BIMDRILL

Operates directly from 220-240Vac and supplied with 2 metres long cable fitted with 2 pin DIN plug. Will drill brass, steel and aluminium as well as pcb's etc. Has integral biased-off switch and accepts tools with 1,2 and 3.2mm dia shanks £9.72*

Accessory Kit including 1mm, 2mm, .125" twist drills, 5 burs and 2.4mm collet £2.20*



12 VOLT BIMDRILLS

2 small but powerful 12V dc drills, easily held in hand or used with lathe/stand adaptor. Both drills have integral on/off switches and 1 metre long cable.

Mini Bimdrill with 2 collets up to 2.4mm capacity £7.56*

Major Bimdrill with 3 collets up to 3mm capacity £12.96*

Mains to 12 Volts adaptor, lathe, stand and accessory kits also available, details on request.



BOSS

INDUSTRIAL MOULDINGS LIMITED

2 Herne Hill Road, London SE24 0AU

Telephone: 01-737 2383

Telex: 919693 Answer Back 'LITZEN G'


Cables & Telegrams: 'LITZEN LONDON SE24'

* All quoted prices are 1 off and include Postage, Packing and VAT. Terms are strictly cash with order unless you have authorised BOSS account. For individual data sheets on all BOSS products send stamped, self addressed envelope

Made to Measure

Resistance. Capacitance. Inductance.

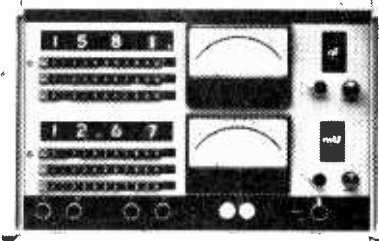
B900
Automatic Digital Bridge 1kHz 0.1%





B224
Wide-range Audio Bridge 1592Hz
(200Hz-20kHz external)



B331
Self-balancing 0.01% Precision Bridge



B642
Autobalance Universal Bridge 0.1%



Whether you check components at Goods Inwards, during production or on Final Test, Wayne Kerr has the bridge you need. For fast measurements of components, or for continuous monitoring of changing values, you can select the ideal instrument from our comprehensive range. Take, for instance, the new B424 component meter; a simple-to-operate, low-cost meter which features a floating decimal point and fully automatic adjustment of test signal level and frequency—thus avoiding the need for resetting with each type of measurement. All models—AF, RF and VHF—have a wide measurement range and are easy to use. Many have automatic readout and automatic lead compensation; most will measure components *in situ*.


Only part of our range is illustrated. Send in the coupon for further information.

SEND FOR NEW WAYNE KERR CATALOGUE

Name _____
 Position _____
 Company _____
 Address _____

 Telephone _____


WW/5/78



Wilmot Breeden Electronics Limited, 442 Bath Road, Slough, SL1 6BB, England.



WW-073 FOR FURTHER DETAILS



**The world over—
You get the
best service
from Haltron**

For high quality electronic valves, semiconductors and integrated circuits — and the speediest service — specify Haltron. It's the first choice of Governments and many other users throughout the world. Haltron product quality and reliability are clearly confirmed. The product range is very, very wide. And Haltron export expertise will surely meet your requirements. Wherever you are, get the best service. From Haltron.



Hall Electric Limited,
Electron House,
Cray Avenue, St. Mary Cray,
Orpington, Kent BR5 3QJ.
Telephone : Orpington 27099
Telex : 896141

WW—075 FOR FURTHER DETAILS

Catronics

REMOTE CONTROL FOR WW TELETEXT DECODER

A modification kit is now available to give Remote Control selection of all functions except setting the time select thumbwheel switches. The Remote Control Unit is housed in a cabinet approx. size 6" x 3" x 2" and connected to the main decoder by approx. 5 yds. screened cable. **PRICE ONLY £14.60 + 40p P&P**

'Board 3' is also available as an additional unit to update the 'Wireless World' Teletext Decoder to give double height characters, colour background, conceal/reveal, etc., as described in December and January issues of 'Wireless World'.

Our Kit includes plated-through hole P.C.B.s, all components and installation instructions. Price £33.68 + VAT (£3.47) + P&P (30p) = £37.45 total. P.C.B. available separately at £19.30.

Our main kits contain all the printed circuit boards and components necessary to build the complete decoder

A reprint of the series of articles is available at £1.50 + large 15p SAE (included free in complete kit)

PRICES INCLUDE VAT

Set of 5 PCBs	£23.40	New version with Texas XBR7	£23.35	Post & Packing	30p
Component Kit (incl. PCBs)	£120.95		£133.70		£1.50
Add-on Unit for lower case PCB	£2.70				
Component Kit (incl. PCB)	£13.75				
Cabinet	£14.85		£14.85		£1.00


PLATED THROUGH hole PCBs for TEXAS version only at additional cost of £26.50

FULL FAULT-FINDING AND REPAIR SERVICE AVAILABLE.

COMPONENTS ALSO AVAILABLE SEPARATELY — SAE for price list

READY BUILT & TESTED DECODERS — £241.87 + £5 Carr.

DE LUXE VERSION WITH NEW FACILITIES — £292.50 + £5 Carr.



VHF FREQUENCY COUNTERS

200MHz, 7 digit, D.F.M. for direct readings up to the mobile radio VHF High Band

Will operate on mains or 12v supply making it ideal for use with mobile equipment.

Manufactured and guaranteed by Catronics Ltd

Price only £137.50 + £1.50 carriage + 8% VAT

Write for illustrated leaflet.

WW MATRIX H DECODER

Based on design in June 77 WW

READY BUILT in attractive cabinet with integral power supply

STEREO/QUAD switching £89.37

Price includes Sansui Royalty Fee, VAT and P&P

Catronics

CATRONICS LTD. (Dept. 825)
Communications House
20 WALLINGTON SQUARE
WALLINGTON, SURREY
Tel: 01-669 6700

WW — 825 FOR FURTHER DETAILS

NEW CAPACITORS

ITW FGM POLYESTER RADIAL LEAD MINIATURES

01 250V	10Mm	05.0
01 400V	10Mm	05.0
015 250V	10Mm	05.5
022 250V	10Mm	06.0
033 250V	10Mm	06.5
047 250V	10Mm	06.5
047 400V	10Mm	07.0
068 250V	10Mm	07.0
1 250V	10Mm	08.0
1 400V	10Mm	09.0
15 250V	15Mm	08.5
22 250V	15Mm	09.5
1mid 250V	21Mm	25.0

ALTERNATIVE TO C280

CERAMIC CAPACITORS EDPU 63 V

Stock Values PF

4.7, 10, 12, 15, 18, 22	4.7 —
27, 33, 39, 47, 56, 82	1000pf .04
100, 120, 150, 180, 220	2200pf .045
270, 330, 390, 470, 560	3300pf .06
680, 820, 1000/2200	4700pf .08
3300; 4700; 10,000	10,000 .04

TANTALUM BEAD


47	35V	09	15	25V	15
1	35V	09	22	10V	15
2.2	16V	09	22	16V	16
2.2	35V	10	47	16V	18
3.3	16V	10	220	3V	18
4.7	10V	09	100	6V	18
10	16V	11	100	10V	32
10	25V	15	C.W.O.	etc	

GREENWAY ELECTRONIC COMPONENTS (EAST GRINSTEAD) LTD.

52 Maypole Road, Ashurst Wood, East Grinstead, Sx. RH19 3RB.
Tel. 034-282 3712

WW—014 FOR FURTHER DETAILS

JES AUDIO INSTRUMENTATION



Illustrated the Si452 Distortion Measuring Unit—low cost distortion measurement down to .01% **£48.00**

Si451	£60.00	Si453	£60.00
Comprehensive Millivoltmeter		Low distortion Oscillator	
350µ Volts	20 ranges	sine — square	RIAA

prices plus VAT

J. E. SUGDEN & CO. LTD. Tel. Cleckheaton (0274) 872501
CARR STREET, CLECKHEATON, W. YORKSHIRE B19 5LA


WW—047 FOR FURTHER DETAILS

Join the Digital Revolution

Understand the latest developments in calculators, computers, watches, telephones, television, automotive instrumentation . . .

Each of the 6 volumes of this self-instruction course measures 11 1/4" x 8 1/4" and contains 60 pages packed with information, diagrams and questions designed to lead you step-by-step through number systems and Boolean algebra, to memories, counters and simple arithmetic circuits and on to a complete understanding of the design and operation of calculators and computers

Design of Digital Systems



£7.10

plus 90p packing and surface post anywhere in the world. Overseas customers should send for Proforma invoice. Payment by credit cards accepted

Also available -- a more elementary course assuming no prior knowledge except simple arithmetic

Digital Computer Logic and Electronics

In 4 volumes

£4.60

plus 90p P. & P

- 1 Basic Computer Logic
- 2 Logical Circuit Elements
- 3 Designing Circuits to Carry Out Logical Functions
- 4 Flipflops and Registers

Offer Order both courses for the bargain price £11.10 plus 90p P. & P.
A saving of £1.50

Designer Manager Enthusiast Scientist Engineer Student

These courses were written so that you could teach yourself the theory and application of digital logic. Learning by self instruction has the advantages of being quicker and more thorough than classroom learning. You work at your own speed and must respond by answering questions on each new piece of information before proceeding to the next

FLOW CHARTS & ALGORITHMS — The Algorithm Writer's Guide — Construction, content, form, use, layout of algorithms and flow charts. Vital for computing, training, wall charts, etc. Size A5, 130 pages. **£2.95** plus 45p p&p

Guarantee—If you are not entirely satisfied your money will be refunded.

CAMBRIDGE LEARNING ENTERPRISES, Unit 3, Freepost, RIVERMILL LODGE, ST. IVES, HUNTINGDON, CAMBS. PE17 4BR, ENGLAND TELEPHONE ST IVES (0480) 67446 PROPRIETORS DRAYRIDGE LTD. REG. OFFICE RIVERMILL LODGE, ST. IVES, GYRO AC No. 278 9815. REGD IN ENGLAND NO. 1328762.

Cambridge Learning Enterprises, Unit 3, Freepost Rivermill Lodge, St. Ives, Huntingdon, Cambs. PE17 4BR, England

Please send me the following books

- ... sets Digital Computer Logic & Electronics @ £5.50 p&p included
- ... sets Design of Digital Systems @ £8.00 p&p included
- ... Combined sets @ £12.00 p&p included
- ... The Algorithm Writer's Guide @ £3.40 p&p included

Name _____

Address _____

I enclose a cheque / PO payable to Cambridge Learning Enterprises for £ _____

Please charge my Access / Barclaycard / Visa / Eurocard / Mastercard / Interbank account number _____

Signature _____ delete as appropriate

Telephone orders from credit holders accepted on 0480-67446 (Ansafone)

Overseas customers should send a bank draft in sterling drawn on a London Bank

WW5

After the introduction of the CQ 110 E and CQ 301, NEC have completed their CQ-Line with the CQ 201 Digital VFO, the SP 110 Speaker and the M110 SSB Microphone. The NEC CQ-Line represents highest technical standard, with regard to design, quality, reliability and price which is available to the modern radio communicator today.

NEC CQ 110 E, 300 watts Digital transceiver Modes: FSK/USB/LSB/CW/AM, 100-240V AC/13.5DC handmike, Control speaker, VOX Sidetone, 3 Xtal filters, Blower, RCA 7360 RX Mixer, 22 fix-channels, 60 Page Manual, 160-10 meter, 11 Ranges of 500 Khz.

NEC CQ 301 2-3 KW SSB/AM Linear Amplifier 160-10 meter, 2 EIMAC 3-500Z. Handbook, 100-240 V AC, High Speed Blower, incorp. Power Supply.

NEC CQ 201 Digital Additional VFO for Split-Frequency Operation, containing 3 VFO systems, usable as frequency counter, 100-240 V AC/13.5VDC, Handbook.

NEC SP 110 Communication Speaker with Electronical Digital Clock, timer, etc. handbook 100-240 VAC.

NEC M 110 SSB Communications Microphone, designed for CQ — Line.

Colour of CQ line brown military sand-touch.

- ★ Dealer inquiries welcome
- ★ ASK ABOUT OUR UP TO 120 DAYS FINANCING FACILITIES
- ★ ASK FOR OUR COLOUR CATALOGUE against payment of SFR 16 — or any other equivalent currency.
- ★ Shipments to EVERYWHERE



Sole distributor in Europe:

CEC Corp., Via Valdani 1 — CH 6830 CHIASSO—SWITZERLAND
Phone: (091) 44 26 51. Telex: 79959 CH

WW—022 FOR FURTHER DETAILS

BOXES...BOXES...BOXES

from Eddystone

- Strong — lightweight — corrosion resistant
- A sensible range of sizes proportioned for a thousand different applications
- Worldwide distribution

Diecast aluminium boxes

High screening properties
Easily machined
Accept any finish including cellulose

Water resistant boxes


Stove enamelled with hammer grey finish and neoprene sealing ring

Moulded ABS plastic boxes

High impact resistance
Slotted for PCBs
Require no additional finish

BOXES...
BOXES...
BOXES...

Please write or telephone for details of the Eddystone range



Eddystone Radio Limited

Member of Marconi Communication Systems Limited

Alvechurch Road Birmingham B31 3PP England

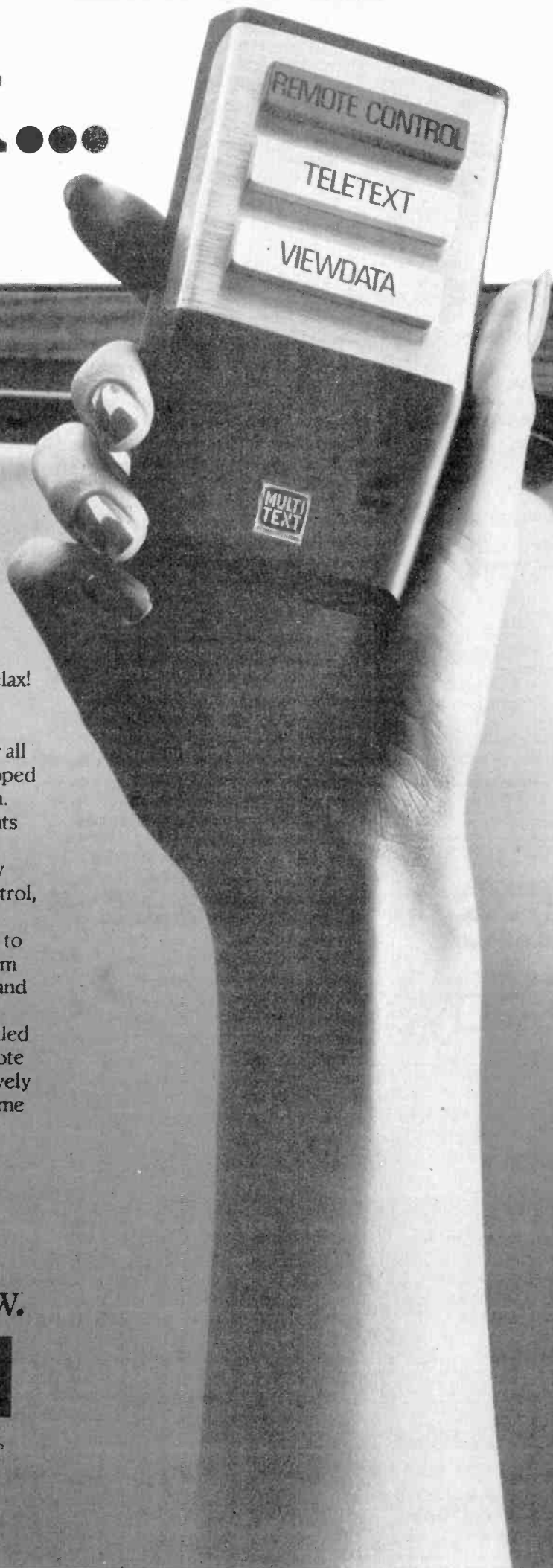
Telephone: 021-475 2231 Telex: 337081

A GEC-Marconi Electronics Company



WW—012 FOR FURTHER DETAILS

Relax...



..we've got it all in hand

Remote control... Teletext... Viewdata... they can add up to one big headache for the TV set designer. But relax! Mullard has them all well in hand with Multitext.

Multitext is a package concept for all three systems based on specially developed Mullard components and circuit design. The three systems and their components are all compatible.

This means that although you may design a set to cater only for remote control, you will be able to extend the design to embrace Teletext... and extend it again to cope with Viewdata... with the minimum of interfacing, reorganising of controls and other hassles.

The TV of tomorrow can't be tackled piecemeal. Mullard have looked at remote control, Teletext and Viewdata collectively and from all points of view, and have come up with Multitext. There's no uncertain pay-off... full performance with fewer components, simple and elegant design and enhanced reliability.

Tomorrow's TV...
from all points of view.

Mullard

Mullard manufacture and market electronic components under the Mullard, Philips and Signetics Brands

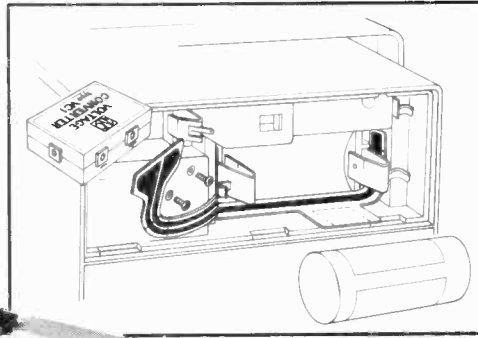


6866M126

WW — 062 FOR FURTHER DETAILS

www.americanradiohistory.com


The 15-volt Battery Eliminator for Multimeters



Multimeter owners have found it increasingly difficult to obtain some 15V batteries needed to power their testers. AVO have overcome this problem simply by eliminating the 15V battery! In place of a B121 (IEC size 10F20) try fitting the Avo VC1, which converts the 1.5V output of a standard cell to a 15V input for your multimeter. It fits simply into the space normally provided for the B121 15V battery, yet leaves space for the 1.5V cell to take its place, too. Added to which, you can still expect around one year's life from your 1.5V (SP2) cell!!

Supplied without any special connecting links, to enable the instrument user to fit his own connections in any multimeter that used a B121, including AVOMETER Models: 8 mk2, mk3 and mk4; 8X, 9 and TS1 mk 1. For the current AVOMETER Model 8 mk5 a special version VC1-85 is available, with film wiring connection, at no extra charge.

UK Trade Price £8.30 plus VAT.
See your usual Avo distributor for the full facts.




AVO LIMITED,
Archcliffe Road, Dover, Kent, CT17 9EN
Tel: 0304 202620 Telex: 96283

THORN Thorn Measurement & Components Division.

WW-086 FOR FURTHER DETAILS

METER PROBLEMS?



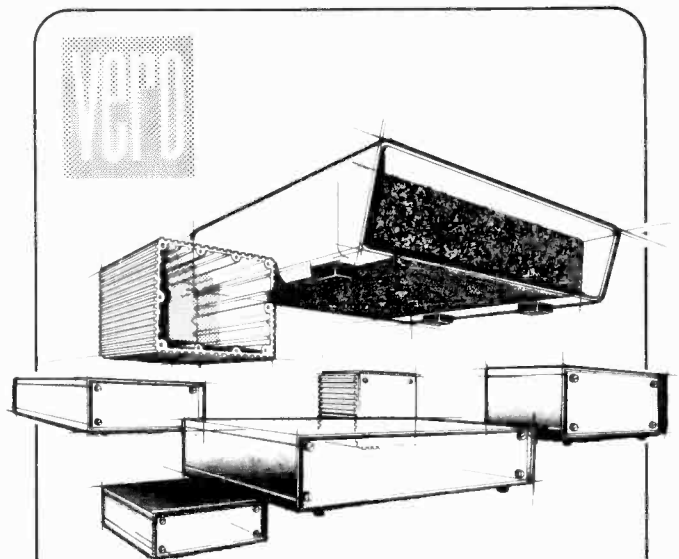
137 Standard Ranges in a variety of sizes and stylings available for 10-14 days delivery. Other Ranges and special scales can be made to order.

Full information from:

HARRIS ELECTRONICS (London)

138 GRAYS INN ROAD, W.C.1 Phone: 01/837/7937


WW-045 FOR FURTHER DETAILS



Our new 1978 catalogue lists a whole range of metal cases to house all your projects. And we've got circuit boards, accessories, module systems, and plastic boxes — everything you need to give your equipment the quality you demand. Send 25p to cover post and packing, and the catalogue's yours.

VERO ELECTRONICS LTD. RETAIL DEPT.
Industrial Estate, Chandlers Ford, Hants. SO5 3ZR
Telephone Chandlers Ford (04215) 2956


WW-009 FOR FURTHER DETAILS



Our best ever
UHF PRE-AMPLIFIER
 (Series CM 7025)
for masthead or indoor use.

- * Very high gain
- * Very low noise
- * Exceptional value

Just an example from our extensive range of VHF and UHF amplifiers. Please ask for literature.



	Bandwidth	Output (4TV)	Gain	Noise
CM 7025/A	470-581 MHz	63mV (36dBmV)	29dB	Less than 4dB
CM 7025/B	615-717 MHz	63mV (36dBmV)	28dB	Less than 4dB
CM 7025/CD	695-860 MHz	63mV (36dBmV)	27dB	Less than 4dB

Labgear Labgear Limited Abbey Walk
 Cambridge CB1 2RQ England
 Telephone: 0223 66521 (7 lines) Telex: 81105 LAB
 Telegrams: Labgear, Cambridge


WW-007 FOR FURTHER DETAILS


Contractors to H.M. Govt. P.O.

REPAIRS

OF ELECTRICAL MEASURING INSTRUMENTS
7-14 DAYS SERVICE

◀ MODEL 8 MK.V





STOCKISTS
 ALSO SUPPLIERS OF GEC
 RISSO AND OTHER
 MULTI-RANGE TEST SETS


WE SPECIALISE IN ASSEMBLIES, AND IN THE
 REPAIR, CALIBRATION AND CONVERSION
 OF ALL TYPES OF INSTRUMENTS, INDUSTRIAL
 AND PRECISION GRADE

LEDON INSTRUMENTS LTD.
 GLADSTONE WORKS, GLADSTONE RD,
 FOLKESTONE, KENT.
 TEL: (STD) 0303 57555

WW 090 FOR FURTHER DETAILS

OLSON


MINICASES



Type	Overall Dimension			Case no vents	Case with vents	Chrome leg
	Width	Height	Depth			
21	6½"	4½"	4½"	—	5.35	1.10
22	8½"	5½"	5½"	—	5.90	1.10
23	10½"	6½"	6½"	—	7.00	1.20
24	12½"	7½"	7½"	—	7.65	1.20
25A	6½"	4½"	4½"	5.10	5.70	1.20
25B	6½"	4½"	6¼"	5.45	6.05	1.20
26A	8¾"	5¾"	6¼"	7.15	7.75	1.20
26B	8¾"	5¾"	8¼"	7.50	8.10	1.20
27A	12¼"	7½"	5½"	7.85	8.55	1.20
27B	12¼"	7½"	8"	8.50	9.20	1.20
28A	14"	10½"	6½"	9.25	9.95	—
28B	14"	10½"	8½"	10.10	10.80	—
29A	10"	4"	6"	6.50	7.10	1.20
29B	10"	4"	8"	6.85	7.45	1.20
30A	12"	5"	6"	7.10	7.80	1.20
30B	12"	5"	8"	7.40	8.10	1.20
31A	14"	6"	6"	7.70	8.40	1.20
31B	14"	6"	8"	8.10	8.80	1.20
61	15½"	7½"	9½"	—	11.75	—
62	17½"	8½"	9½"	—	13.60	—
63	16½"	9½"	9½"	—	13.60	—
64	15½"	7½"	12½"	—	13.60	—
65	17½"	8½"	12½"	—	15.50	—
66	16½"	9½"	12½"	—	15.50	—

Postage & VAT extra

C.R.T. TESTER/REACTIVATOR



Suitable for Monochrome or Colour. Tests, emission and inter electrode leakage. A three step reactivation facility to boost worn tubes.


£66 + V.A.T

INSTANT TRUNKING SYSTEM!



Ready to use Price **£21.50** + P & P. & V.A.T.
 Internal wiring suitable for 30 amp

PORTABLE POWER DISTRIBUTION FOR INSTANT MAINS!



COMPLETE WITH 6FT. CABLE AND 13 AMP FUSED PLUG

4 sockets 13A	£11.00
6 sockets 13A	£13.00
4 sockets 13A switched	£12.50
6 sockets 13A switched	£14.00

ALL DISTRIBUTION PANELS ARE FITTED WITH MK SOCKETS & PLUG
 Send for details of complete range + postage 85p each + 8% V.A.T
 OLSON ELECTRONICS LTD., FACTORY NO. 8, 5-7 LONG ST., LONDON E2 8HJ
 TEL: 01-739 2343

WW-071 FOR FURTHER DETAILS

sales hire repair



**You'll do better at Martin Associates
we guarantee it!**

ANALYSERS
AIRMEC 248 Wave Analyser 5-300MHz **£125.00**
DAWE 1471 Variable Filter **£85.00**
E.E.L. Spectra Light Spectrum Analyser **£40.00**

ATTENUATORS
S.T.C. 74600 Attenuators 0-9dB & 0-90dB **£25.00**
Marconi TF 2162 M.F. Attenuator **£80.00**

BRIDGES
Evershed & Vignole BR5 Bridge Insulation Tester **£75.00**
Evershed & Vignole Bridge Megger **£35.00**
General Radio 1432 M Decade Resistance Box **£60.00**
Many others available

COUNTERS
Marconi 868 Universal Bridge 1% **£85.00**
Racal 836 Counter Timer 32MHz + 810 Divider 125MHz **£190.00**

DIGITAL MULTIMETER
Solartron 7040 Digital Multimeter **£190.00**
Syston Donner 7050 Digital Multimeter **£55.00**

DIGITAL VOLTMETERS
Hewlett-Packard 2401C Integrating D.V.M. **£400.00**
Micro Instruments 5203 Memory Voltmeter **£250.00**
Solartron A 223 D.V.M. Master Series **£550.00**

METERS
Airmec 210 Modulation Meter **£75.00**
Avo Precision Avometer Portable **£145.00**
Marconi TF 7910 Deviation Meter 4MHz-1024MHz **£195.00**
Marconi TF 2342 P.C.M. Regenerator Tester **£195.00**
Marconi TF 102DA R.F. Power Meter DC.250MHz **£90.00**
Marconi TF 2604 Electronic Voltmeter 20Hz-1500MHz **£225.00**
Marconi 1041B Vacuum Tube Voltmeter **£75.00**

OSCILLOSCOPES
Hewlett-Packard 175A Oscilloscope DC-50MHz **£250.00**
Solartron CD1400 Oscilloscope DC-15MHz **£135.00**
Tektronix 545A Oscilloscope with CA Plug In **£350.00**
Tektronix 453 Oscilloscope DC-50 MHz **£750.00**
Tektronix W Plug In **£300.00**
Tektronix Various Plug Ins & Probes available

POWER SUPPLY UNITS
Advance C.V.T.s 120W & 250W **from £15.00**
A.P.T. TSU 500 504 508 Variable P.S.U. **From £40.00**
Isotope Dev 532 A / D.O.3KV **From £60.00**
Variacs from 8 Amp upwards **From £12.50**

POTENTIOMETERS
Croico P4E Thermocouple Potentiometer **£135.00**

SIGNAL SOURCES
Advance 111A Signal Source 15Hz-50kHz **£50.00**
Airmec 204 AM/FM Generator **£275.00**
Hewlett-Packard 202H AM/FM Signal Generator 54MHz-216MHz **£200.00**
Hewlett-Packard 608A Signal Generator 100MHz-500MHz **£160.00**
Eddystone S 770U AM/FM Receiver 150MHz-500MHz **£175.00**
E.H. 1321 Pulse Generator **£150.00**
Marconi 1060/3 Signal Generator 470-960MHz UHF **£350.00**
Marconi TF 1247 Oscillator 20MHz-300MHz **£350.00**
Murhead D-890-A Decade Oscillator **£95.00**
Rhode & Schwarz SAR SHF Generator 2.7-4.2GHz **£300.00**

RECORDERS
Bryans 1805 X-Y Plotter **£225.00**
Hewlett-Packard 7035B X-Y Recorder **£650.00**
Kent Mk III Chart Recorder 12 pt **£350.00**
Telsec 700 Flat Bed Recorder 2 Pen **£550.00**
Honeywell Visicorder 1706 U/V Recorder **£350.00**
S.E. Labs SE 2005 U/V Recorder 6 Channel **£250.00**
S.E. Labs SE 2100 U/V Recorder 12 Channel **£800.00**

MISCELLANEOUS
E.E. 7285 Ionisation Tester 0-10KV **£70.00**
Airmec 732 Ionisation Tester 5KV **£85.00**
Avo Mk 4 Valve Tester **£95.00**

OVENS
Griffin & Tallock 1 ft cube Ambient 100° **£50.00**
Kelvin KH 14 Oven / Fridge -50°C-100°C **£950.00**

MARTIN ASSOCIATES
34, Crown Street
Reading, Berks. RG1 2SE
Tele: Reading (0734) 51074

Hundreds
more items
in stock!


WW-041 FOR FURTHER DETAILS

SOUND SAVINGS ON DORAM KITS.

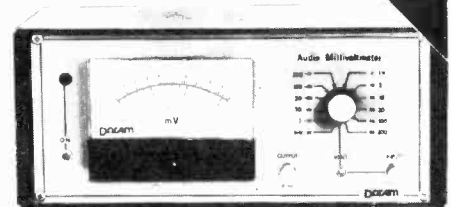
save
£20.00
on each unit when bought
in kit form



Low distortion audio oscillator kit
KEY DATA 0.005% THD min; 10Hz-100kHz
ONLY £79.95 Also available ready-built



Harmonic Distortion meter kit
KEY DATA range 20Hz-40kHz THD
down to 0.003%
ONLY £79.95 Also available ready-built



Audio millivoltmeter kit
KEY DATA 1M Ω /p impedance or 600 Ω ,
15Hz-100kHz $\pm 1/2$ dB
ONLY £69.95 Also available ready-built

Complete the coupon and post today! Doram, PO Box TR8, Leeds LS12 2UF, West Yorkshire

Available from 23rd March—order now.

Please send me the following. I enclose cheque/PO made payable to Doram Electronics value £ _____

Order Code	<input type="checkbox"/> LOW DISTORTION AUDIO OSCILLATOR Kit form : £79.95 Ready built : £99.95	NAME _____
<input type="checkbox"/> 60-610-7WWM <input type="checkbox"/> 74-710-7WWM	<input type="checkbox"/> HARMONIC DISTORTION METER Kit form : £79.95 Ready built : £99.95	ADDRESS _____
<input type="checkbox"/> 60-612-1WWM <input type="checkbox"/> 74-720-0WWM	<input type="checkbox"/> AUDIO MILLIVOLTMETER Kit form : £69.95 Ready built : £89.95	TOWN _____
<input type="checkbox"/> 60-614-5WWM <input type="checkbox"/> 74-730-3WWM	All prices subject to 8% VAT	COUNTY _____

DORAM Department WWM, PO Box TR8, Leeds LS12 2UF, West Yorkshire

WW-049 FOR FURTHER DETAILS



How...Why...When?

Distress calls are made every day – hundreds each year, and in every case questions are asked. Questions which require accurate, up-to-the-minute answers. Answers that can only come from reliable and immediately accessible communications recordings.

When police, ambulance, fire, local ATC and other services are called upon, either by radio or telephone, they often receive hasty, garbled messages – sometimes several at a time. In such instances a positive need for communications


recording arises – a need for a system with instant message trace and replay – at the touch of a button – and at any speed to assist intelligibility.

All these facilities, and more, are available in the Racal-Thermionic 'Callstore' cassette recorder/reproducer. Actuated either by incoming audio signals or by local or remote control, Callstore uses four cassette transports, each giving up to four separate channels, including a search control track which is cued at the beginning of each message.

For details write to:


Racal-Thermionic Limited
Hardley Industrial Estate
Hythe, Southampton, SO4 6ZH
Telephone: 0703 843265.
Telex: 47600.

RACAL



Callstore, from Racal-Thermionic, answers all the questions.

The Polar capacity



Wingrove & Rogers have now expanded their operations to include four distinct divisions within the Company. Write or phone for further detailed information and samples.



Wingrove & Rogers Ltd.
 Domville Road
 Liverpool L13 4AT
 Tel: 051-220 4641
 Telex: Chacom Liverpool
 627110 for Winrog

WW-064 FOR FURTHER DETAILS



THE NEWBEAR COMPUTING STORE



Software & Literature Section

- SOFTWARE GAMES (with paper tape)**
FOR THE 6800
- The Bear Game £2.00
 - The Well Tempered Microprocessor £2.00
 - 3K Basic £5.00
 - 8K Basic £10.00
 - Coresident Editor & Assembler £10.00
 - Plus range of 780 software**
- BOOKS**
 p&p 50p per book unless otherwise stated
- Computer designs**, 77-68 a 6800 Microcomputer £7.50
 - Spare diagram set for 77-68 £1.50
 - WB 1 a TTL Microcomputer £6.50
 - Spare diagram set for WB-1 £1.00
 - Zilog, Z80 Technical Manual £3.75
 - Z-80 PIO Technical Manual £2.25
 - Motorola, Understanding Microprocessors (30p p&p) £4.50
 - M6800 Microprocessor Programming Manual £9.50
 - M6800 Microprocessor Applications Manual (£1 p&p) £5.00
 - M.O.S. Technology, KIM 1 User Manual £5.00
 - 6500 Programming Manual £5.00
 - 6500 Hardware Manual £5.00
 - Adem Osbourne, Introduction to Microcomputers £9.95
 - Vol 0 Beginners Book £5.95
 - Vol 1 Basic Concepts £5.95
 - Vol 2 Some Real Products £11.95
 - 8080 Programming for Logic Design £5.95
 - 6800 Programming for Logic Design £5.95
 - Z-80 Programming for Logic Design £5.95
 - Some Common Basic Programs £9.95
 - Payroll with Cost Accounting in Basic £9.95
 - General Ledger System £9.95
 - Accounts payable and Accounts receivable £8.00
 - Sybase, Microprocessors, from chips to systems. Rodney Zaks £8.00
 - Microprocessor Interfacing Techniques C207 £8.00
 - Some Common Basic Programs P 10 £7.25
 - Scelbi, 8080 Software Gourmet Guide Cookbook £7.25
 - 6800 Software Gourmet Guide Cookbook £7.25
 - What to Do After your Hit Return (PCC First book of Computer Games) £7.00
 - PCC Reference on Home Computers £4.95
 - Dr Dobbs Volume 1 £10.00
 - Instant Basic £4.95
 - Your Home Computer £4.95
 - My Computer Likes Me £1.95
 - Games with a Pocket calculator £1.75
 - Games, Trncks & Puzzles for a hand calculator £2.45
 - Best of Creative Computing Vol 1 £6.95
 - Best of Creative Computing Vol 2 £6.95
 - Hobby Computers are here £3.99
- Our range of books is constantly expanding. Please write for latest list

Hardware Components Section

MEMORIES			
2102-1	£1.50	4027 (250ns)	£6.00
2102L 1	£1.60	2114 (450ns)	£10.00
2112	£3.04	41161 (250ns)	t.b.a.
		2708 (450ns)	£10.50

Please enquire for 16K dynamic and 100 up prices

MOTOROLA MICROCOMPUTING IC's			
MC6800P	£14.00	MC6830L7	£11.33
MC6820P	£6.20	MC6802P	£2.88
MC6850P	£6.74	MC14536P	£3.89
MC6810AP	£3.61	MC3459	£2.53

ZILOG MICROCOMPUTING IC's			
Z-80 CPU 2.5MHz	£15.50	Z-80 PIO PS	£10.00
Z-80 CTC PS	£10.00		

MICROPROCESSORS			
8080A	t.b.a.	6502	£14.93
SC/MP Mk II	t.b.a.	F-8	t.b.a.
		2650	t.b.a.

INTERFACING ICs		BUFFERS	
MC1488P	£1.40	81LS95	£1.43
MC1489P	£1.40	81LS96	£1.43
75150P	£1.30	81LS97	£1.43
75150N	£1.20	81LS98	£1.43
75154	£2.50	8T26	£1.84
4N33	£1.95	8T95	£1.60
		8T97	£1.60
		74367	£1.30

LOW POWER SCHOTTKY TTL PRICE LIST			
74LS00	.18	74LS30	.29
74LS01	.21	74LS32	.24
74LS02	.21	74LS33	.40
74LS03	.21	74LS37	.30
74LS04	.26	74LS38	.30
74LS05	.26	74LS40	.27
74LS08	.21	74LS42	.88
74LS09	.21	74LS47	.96
74LS10	.21	74LS48	.96
74LS11	.26	74LS51	.21
74LS12	.21	74LS54	.21
74LS13	.55	74LS55	.21
74LS14	£1.26	74LS73	.34
74LS15	.21	74LS74	.38
74LS20	.21	74LS75	.55
74LS21	.26	74LS76	.34
74LS22	.21	74LS78	.34
74LS26	.31	74LS83	£1.05
74LS27	.21	74LS86	.38
74LS28	.40	74LS107	.38
		74LS109	.38
		74LS112	.38
		74LS113	.38
		74LS114	.38
		74LS125	.56
		74LS126	.56
		74LS132	.90
		74LS136	.38
		74LS138	£1.05
		74LS139	£1.05
		74LS151	.96
		74LS153	.96
		74LS154	£1.98
		74LS155	£1.05
		74LS156	£1.05
		74LS157	.96
		74LS158	.88
		74LS160	£1.22

CONNECTORS & SOCKETS			
Subminiature D Type			
9 way plug	.58	25 way plug	.92
9 way socket	.68	25 way socket	£1.50
9 way cover	.74	25 way cover	.85
15 way plug	.74	37 way plug	£2.10
15 way socket	£1.09	37 way socket	£3.11
15 way cover	.83	37 way cover	£1.19

EDGE CONNECTORS			
80 way 0.1" single sided			£1.80
45 way 0.1" single sided			£1.30
43 way 0.156" double sided (for Motorola excoriser, D1, D2 kit bus)			£4.20
64 way plug for Eurocard to DIN41612			£1.85
64 way socket for Eurocard to DIN 41612			£2.99
10 way plug Molex for S 50 bus (SWTPC6800)			.30
10 way socket Molex for S 50 bus (SWTP6800)			.32

D-I-L SOCKETS			
14 pin (low profile gold plated)	.24	24 pin	.36
16 pin	.25	40 pin	.66

D-I-L PLUGS			
16 pin	.60		
24 pin	£1.20		

SCOTCHFLEX CONNECTORS	
40 way plug	£2.40
40 way socket	£2.62

PRINTED CIRCUIT BOARDS	
For 77 68 (8" x 8" 0.1" edge 78 way)	
CPU board	£10.00
4K RAM board	£10.00
Bootstrap loader board	£10.00
Prototyping p.c.b. (low pack density)	£9.95
Prototyping p.c.b. (high pack density)	£10.91
For E 77 (double Eurocard)	
4K RAM board	£6.25
Prototyping p.c.b. (low pack density)	£7.52
For 3U 43 way systems (4 1/2" x 8")	
2K RAM board	£8.50
Back plane (Vero) board approx. 10" x 4"	£1.47
For S 50 bus (SWTPC6800)	
4K RAM board	£15.00
4K RAM board	£15.00
4x RAM board For Excoriser bus (D1, D2, MT)	£10.00

Goods are normally shipped within 24 hours, subject to availability. Barclaycard & Access VAT at 8% for Hardware Components. 30p postage and packing unless otherwise stated. Cheques to be made out to 'The New Bear Computing Store'. Send for an up-to-date catalogue to The New Bear Computing Store, 7 Bone Lane, Newbury, Tel: 0635-46898. Callers welcome Monday to Saturday 9.00 a.m. - 5.30 p.m. The New Bear Computing Store is a division of Newbury Laboratories Ltd.

VIDEO or AUDIO BULK ERASURE



LR71

MAX REEL SIZE 11½"
VIDEO AND AUDIO

LR70

MAX REEL SIZE 8¼"
AUDIO ONLY

LR70/71 bulk tape erasers are simple to operate and will erase cassettes, cartridges and reels of tape up to a maximum reel size of 11½" and tape width of 1", quickly and efficiently.

LR70/71 bulk erasers are currently used in Broadcast Companies, Recording Studios, Government Departments, Educational Establishments and the Computer Industry.

Quality equipment moderately priced



LEEVERS-RICH EQUIPMENT LIMITED

319 Trinity Road, Wandsworth
London SW18 1YQ
01 874-9054 Telex 923455

WW-087 FOR FURTHER DETAILS

seen from the professional angle



the 201 is something
quite personal...

The M 201 Hypercardioid moving coil microphone is designed for recording or broadcasting. The M 201 offers excellent separation characteristics in extreme accoustical conditions.

Specifications:

Frequency Response: 40-18000 Hz.
Output Level at 1 kHz: 0,14 mV/μ bar
± -56 dbm (0 dbm ± 1 mW/10
dynes/cm²). EIA Sensitivity Rating:
-149 dbm. Hum Pickup Level:
5 μ V/5 μ Tesla (50 Hz). Polar Pattern:
Hypercardioid. Output Impedance:
200 Ω. Load Impedance: > 1000 Ω.
Connections: M 201 N (C) = Cannon
XLR-3-50 T or Switchcraft: 2+3 =
200 Ω, 1 = ground. M 201 N = 3-pin
DIN plug T 3262: 1+3 = 200 Ω.
2 = ground. M 201 N (6) = 6 pin
Tuchel.
Dimensions: length 6", shaft Ø 0,95".
Weight: 8,60 oz.



BEYER DYNAMIC (GB) LIMITED

1 Clair Road, Haywards Heath, Sussex.

Tel: Haywards Heath 51003

WW-100 FOR FURTHER DETAILS

Try our boots on for size



Highvol capacitor boots give complete insulation of the terminal. Slip-on assembly — no mess, no heat. 30 sizes ensure a snug fit, yet the terminal remains easily accessible. 3 types for Tantalum, Aluminium and Ceramic capacitors, all conforming to UL safety and flammability ratings. FREE samples and catalogue showing our full range of insulator covers on request.




HIGHVOL CONNECTORS LTD.

Uddens Trading Estate,
Nr. Wimborne, Dorset BH21 7NL.
Tel: Ferndown (STD 0202) 871411/2/3/4
Telex: 41408

WW-114 FOR FURTHER DETAILS

A NEW INSTRUMENT FOR WIDENING INDUSTRIAL APPLICATIONS



The FOR-4 Mark 2

The new Medelec FOR-4-2 fibre optic recording oscilloscope is the result of a constant research and development policy. It incorporates many refinements which have been made to customers' special requirements.

The FOR-4-2 provides industrial and research users with high quality recording facilities at really low cost. X-Y Plot, Transient and Raster mode are all available in a single instrument.

Special features of the Medelec FOR-4-2 include:

- 10 times gain X and Y (1mV/cm on 4 Y channels)
- Fully automatic triggering (with higher sensitivity)
- Improved recording facilities (for greater flexibility)
- Light control filter (for excellent contrast)
- Wide speed range (from 0.1 to 1000 mm/sec - in 3 models)
- Internal loudspeaker (for audio monitoring)

For further information on the new FOR-4-2 or instruments in the range, contact:

MEDELEC LIMITED
Manor Way, Woking
Tel: Woking (048 62) 70331
Telegrams: Medelec, Woking

medelec




Leaders in Fibre Optic Recording

WW-088 FOR FURTHER DETAILS

FAST RESPONSE STRIP CHART RECORDERS

Made in USSR

Series H3020



Basic error 2.5%
Sensitivity 8mA F S D
Response 0.2 sec.
Width of each channel
Single and three-pen
recorders 80mm
Five-pen recorders 50mm

Chart speeds, selected by push buttons 0.1-0.2-0.5-1-0.2-5-5.0-12.5-25 mm/sec.

Chart drive 200-250V 50Hz

Recording Syphon pen directly attached to moving coil frames
Curvilinear co-ordinates

Equipment Marker pen, timer pen, paper footage indicator, 10 rolls of paper, connectors, etc.

H3020-1 (Single pen): 285mm wide x 384mm deep x 165mm high

PRICE £108.00


H3020-3 (Three pen): 475mm wide x 384mm deep x 165mm high

PRICE £160.00

H3020-5 (Five pen): 475mm wide x 384mm deep x 185mm high

PRICE £295.00

Series H327



Polarized moving iron movements with syphon pens directly attached. Built-in solid state amplifier (one per channel) provides 8 calibrated sensitivity steps. Two marker pens are provided.
Basic error 4% Frequency response from DC to 100Hz 2dB.

Sensitivity 0.02 - 0.05 - 0.1 - 0.2 - 0.5 - 1 - 2 - 5 volts/cm

Width of each recording channel 40mm

Chart drive 220-250V 50Hz

Chart speeds 1-2-5-10-50-125-250mm/sec

Type H3271-1. Single pen: Dimensions 259 x 384 x 165mm

Weight 15 kilos

PRICE £265.00

Type H327-3. Three pen: Dimensions 335 x 384 x 165mm

Weight 20 kilos

PRICE £520.00

Type H327-5. Five pen: Dimensions 425 x 385 x 165mm

Weight 25 kilos

PRICE £770.00

Note Prices are exclusive of VAT

Available for immediate delivery

Z & I AERO SERVICES LTD.

44A WESTBOURNE GROVE, LONDON W2 5SF

Tel. 01-727 5641

Telex: 261306

WW-065 FOR FURTHER DETAILS

Get started with the best MPU KITS available ex-stock

A.M.D. 2900 KIT


Advanced Micro Devices has designed an educational tool, the Am2900 Evaluation and Learning Kit, to be used by the design engineer learning microprogramming.

The kit consists of one Am2901 Bipolar Microprocessor, one Am2909 Bipolar Microprogram Sequencer, and several memories, registers, and multiplexers organized in a typical CPU (Central Processing Unit) structure.

This kit is NOT a four-bit computer. All components required in the assembly of the Am2900 Evaluation and Learning Kit are supplied in the kit package. The only item that need be supplied by the user of the kit is a +5V power supply capable of delivering approximately 2 amperes of current. The assembly diagram and assembly instructions in this book show the location of each of the components on the printed circuit board.

Price: £202.30

(add £16.18 V.A.T.)



MOTOROLA MEK6800D2 KIT

MEK6800D2 provides an expandable kit that is ideal for those who wish to develop systems using the M6800 microprocessor, but who do not want to invest in expensive terminals.

The kit includes a hexadecimal keyboard and display, 384 byte of RAM, 16 I/O lines, an ACIA, an audio cassette interface and 1K byte monitor with step-by-step and trace features, all built around the MC6800 MPU.

Featuring

- * 24 Key Keyboard
- * 7 Segment Display
- * Cassette Interface
- * EROM Expandable
- * RAM Expandable
- * Wire Wrap Capability
- * Parallel and Serial Interface Capability
- * Single 5 Volt Supply Required
- * Layout on Boards
- * Documentation

Price: £175.88

(add £14.07 V.A.T.)



T.I. MICRO 99-16 (ASSEMBLED BOARD ONLY)

Micro 99 is a microprocessor PCB system which is designed to fulfill the dual roles of OEM micro-computer board and a low cost, limited resource prototyping system for Texas Instruments microprocessors. The first board in the system is the Micro 99-16 CPU board which consists of a TMS9900, static RAM, PROM, 15 levels of interrupt, 16 I/Os, TTY and RS232 interface.

Memory

RAM 256 x 16 bit words of STATIC RAM (TMS4042-2NL).

PROM sockets for 1536 x 16 bit words of FUSIBLE LINK PROM (SN74S472) or TIBUG monitor included.

Power Supplies

- + 12 volts ± 0.6v - 100mA
- + 5 volts ± 0.25v - 2.0A
- 5 volts ± 0.25v - 5mA

PCB

Double Euro-card-dimensions 233.3mm x 160mm.

Price: £340.00

(add £27.20 V.A.T.)



ZILOG Z80 KIT

The Z80-EBC kit (kontron) is a combined development system for evaluating the third generation Z80 microprocessor.

It comes as a complete kit with a 5 slot motherboard and requires only a 5V power supply. The Z80-EBC boasts a cassette interface, along with a hexadecimal keyboard and six, seven segment L.E.D.S. The ZPROG monitor gives the user control via the keyboard from where he may dump, load alter and run his programs.


Optional boards (PROM, RAM, and I/O) give the user expansion capability for a total system at a competitive price.

Featuring

- * 27 Key Keyboard
- * 7 Segment Display
- * Cassette Interface
- * EROM Expandable
- * RAM Expandable
- * Parallel and Serial Interface Capability

Price: £215.00

(add £17.20 V.A.T.)



Get kitted out with Cramer the leading MPU distributor in the U.K.

cramer

MICROSYSTEMS

Cramer Components Limited, Hawke House, Green Street, Sunbury-on-Thames, Middlesex. Tel: (09327) 85577. Telex: 923592

CASH WITH ORDER

Please send my MPU KIT by return (tick box)
 AMD 2900 MOTOROLA MEK6800D2
 TI 99-16 ZILOG Z80

I enclose my cheque/P.O. for _____ (including V.A.T.)

Signature _____

Name _____

Company _____


Address _____

WW 5/78

WW-111 FOR FURTHER DETAILS

745 COUNTER TIMER

DC-32 MHz
FREQUENCY, PERIOD, TIME & TOTALISE
±5ppm STABILITY @ 25° C



745 COUNTER TIMER £94 + £2.50 p&p WW 110

Other product include


- | | |
|---|--------|
| 744 Counter Timer E85 | WW 103 |
| 643 Function Generator E98 | WW 104 |
| 643A Function Generator E85 | WW 105 |
| 631 Filter Oscillator E108 | WW 106 |
| 746 Autorangeing Frequency Meter E68 | WW 107 |
| 615 Off Air Standard E74 | WW 108 |
| 35 Series Digital Panel Meters from E26 | WW 109 |

Delivery is normally ex-stock - telephone for confirmation

Prices correct at time of going to press subject to change without notice

OMB electronics, Riverside, Eynsford, Kent. Tel: 0322 863567

TWO NEW SUPERMODULES: 170W INTO 4 OR 8 OHMS



By popular demand we have designed higher powered versions of our well known modules. The CE 1704 which gives 170W into 4 ohms and the CE 1708 which gives 170W into 8 ohms are physically similar to the original types and have the same combination of compatible performance features which makes CRIMSON amplification audibly superior to the competition and the only choice if you have an ear for music. We have also produced suitable power supplies which again use our superb TOROIDAL TRANSFORMERS only 50mm high, with a 120-240 primary and single bolt fixing. Write to phone for more information and biased options.

POWER AMPLIFIER MODULES

	Home	Europe
CE 608 60W/8 ohms 35-0-35V	£16.30	£16.60
CE 1004 100W/4 ohms 35-0-35V	£19.22	£19.30
CE 1008 100W/8 ohms 45-0-45V	£23.22	£23.00
CE 1704 170W/4 ohms 45-0-45V	£29.12	£28.46
CE 1708 170W/8ohms 60-0-60V	£31.90	£31.04

TOROIDAL POWER SUPPLIES

CPS 1 for 2xCE or 1xCE 1004	£14.47	£18.40
CPS 2 for 2xCE 1004 or 2/4xCE 608	£16.82	£20.57
CPS 3 for 2xCE 1008 or 1xCE 1704	£17.66	£21.35
CPS 4 for 1xCE 1008	£15.31	£19.18
CPS 5 for 1 x CE 1708	£22.68	£26.50
CPS 6 for 2 x CE 1704 or 2 x CE 1708	£23.98	£27.70

HEATSINKS

Light Duty 50mm 2° C/W	£0.90	£1.30
Medium Power 100mm 1.4° C/W	£1.60	£2.40
Disc/Group 150mm 1.1° C/W	£2.30	£3.65

THERMAL CUT-OUTS

Recommended for improved reliability	£1.60	£1.90
70° C for use with free air heatsink	£1.60	£1.90
40° C for use with the cooled heatsink	£1.60	£1.90

T.H.D.

- T.J.D.
- Slow rate limit
- S/N ratio
- Freq. response
- Stability
- Protection
- Sensitivity
- Size

CRIMSON ELEKTRIK

Please note our new address and telephone number:
Stamford House, 1A Stamford Street,
Leicester LE1 6NL. Telephone: (0533)
537722

Home prices include V A T & postage. C O D 90p extra. £100 limit. Export no problem. European prices include carriage insurance and handling. Payment in Sterling by bank draft P O, International Giro or Money Order. Outside Europe, please write for specific quote by return. Send SAE or two International Reply Coupons for full literature. Favourable trade quantity price list on request. High quality pre-amp circuit 20p

WW-059 FOR FURTHER DETAILS

MEMORY COMPONENTS

RAM - ROM - EPROM - CCD

MEMORY SYSTEMS

ADD-IN, ADD-ON, STAND-ALONE

As always Intel leads the way with an even more powerful range of easy-to-use integrated memory devices. They give hitherto unobtainable system performance (reduced package count and cost for user designed systems)... memory boards and fully-packaged systems for integration into user hardware... plus add-in and add-on for proprietary computers... and stand-alone for bulk storage. All popular devices from stock. We deliver, install and maintain packaged memory systems. For all your Intel memory products, just memorise our number!

Your intelephone number 01-904 9303



This easy-reference descriptive price list contains over 2000 Intel products. We'll be delighted to send it to you by return of post with our latest up-date material. Just use the reader reply service or send this coupon to GEC Semiconductors Ltd., East Lane, Wembley, Middx HA9 7PP, Telex: 923429.

Name

Company

Address

GEC SEMICONDUCTORS

WW1


WW-077 FOR FURTHER DETAILS

SINTROM MICROSHOP



? Has your chosen Microprocessor system ?
and Supplier these Unique features

- * Motorola 6800 by Southwest Technical
- * Plug in expansion for memory and I/O
- * Proven software: Assemblers, editors, floppy disc operating system and BASIC from 4K to 4 user.
- * Kansas City cassette tape and Shugart minifloppy fully supported
- * New, system oriented, documentation
- * Walk-in hobbyshop with experienced staff
- * Demonstrations always available
- * Hands-on selection of software
- * Manuals, Magazines and Data to browse or buy
- * Ten years experience in minicomputers, disks, cartridge tapes and VDUs



		KIT £	BUILT £
MP-68	M6800 by Southwest Technical. With 4K RAM, Mikbug ROM and TTY/RS232 input output interface	275	353
CT-64	VDU controller with keyboard, serial ASCII	260	345
CT-VM	Video monitor for use with CT 64, 12 volt operation		140
CT-606	Kansas-City cassette interface for use with CT 64 Instals inside		50
AC-30	Freestanding dual Kansas-City cassette interface	60	100
MF-68	Twin Shugart minifloppy, controller, interface card, and Disc Operating System with Disc 8K BASIC	800	860
PR-40	40 Column alphanumeric printer 75 lines per minute	200	250
MP-4	4K memory board	80	107
MP-8	8K memory board	200	240
MP-S	Serial ACIA board	30	37
MP-L	Dual 8-bit parallel interface board	30	37
MF-D10	Pack of ten Diskettes	26	50
SWTBUG	Improved ROM Operating System, Mikbug compatible		16 00

Software on paper tape or Kansas City cassette £10.25 per application
Professional Commercial packages to special quotation
All units include full documentation
All units include full documentation, power supply and case where required and interface directly to MP-68 system
All prices exclude VAT (8%) and carriage

Write now for Free Catalogue and lists

Microcomputer Hobby Shop Monday to Saturday Tel: 0734 84322
14 Arkwright Road Reading Berks Telex: 847395
RG2 0LS

WW—057 FOR FURTHER DETAILS



KONTAKT 60 FOR INACCESSIBLE CONTACTS

—More than just a cleaner.

KONTAKT 60 guarantees perfect cleaning of contacts chemically in accordance with todays technology.

KONTAKT offers the following advantages:

1. Dissolves oxides and sulphides the safe way without attacking contact substances
 2. Contains carefully selected solvents which do not attack plastics whereas they do dissolve resinified contact greases and dirt.
 3. Contains no silicone.
 4. Contains a light lubricant in order to avoid the contact paths being corroded.
 5. Prevents further oxidation setting in.
 6. Prevents 'creep' currents.
- Because of these outstanding properties Kontakt 60 is one of the best and most popular contact cleansing agents in the world.

Used by major industrial companies

OTHER KONTAKT PRODUCTS ARE:

- | | |
|-----------------------------------|------------------------------------|
| 70 Protective Lacquer. | 80 Special Siliconized Polish. |
| 72 Insulating Spray. | 100 Antistatic Agent for Plastics. |
| 75 Cold Spray for Fault Location. | 101 Dehydration Fluid. |

Write for full details of above complete range of Kontakt products to:

SPECIAL PRODUCTS DISTRIBUTERS LIMITED

81 Piccadilly, London, W1V 0HL. 01-629 9556.

WW—099 FOR FURTHER DETAILS

RADFORD

AUDIO MEASURING INSTRUMENTS

NEW ITEMS

DMS4 Distortion Measuring Set. Precision.

DMS5 Distortion Measuring Set. General Purpose.

The DMS4 is a precision instrument intended for laboratory use capable of measuring total harmonic distortion to better than 5 parts per million (0.005%)

The DMS5 is intended for general purpose use in the studio, test department, or factory and can measure to 0.001% T.H.D.

Both instruments cover the frequency range 10Hz-100kHz and are semi-automatic nulling. The instruments will operate from any signal source. Nulling to zero is automatic after the DMS has been accurately tuned to the test frequency. The instrument will thus continually read distortion whilst adjustments are made to equipment under test providing the test frequency is not changed.

EXISTING ITEMS

LDD3 Low Distortion Oscillator

A continuously variable frequency laboratory oscillator with a range 10Hz to 100kHz, having virtually zero distortion over the audio frequency band with a fast setting time

Specification

Frequency range	10Hz to 100kHz (4 bands)
Output voltage	10V r.m.s. max
Output source resistance	150 ohms or 600 ohms unbalanced
Output attenuation	0-100 dB (eight 10 dB steps plus 0-20 dB variable)
Output attenuation accuracy	1%
Sine Wave distortion	Less than 0.001% 10 Hz to 10 kHz
Square wave rise and fall time	40/60 n secs
Monitor output meter	Scaled 0.3-10 and dBv or dBm
Mains input	110 v/130v, 220 v/240 v
Size	17" (43 cm) x 7" (18 cm) high x 8 3/4" (22 cm) deep

LDD3B Low Distortion Oscillator, balanced output

As LDD3 but additionally fitted with output amplifier and screened transformer providing a 600 ohm floating balanced output and 150 ohms unbalanced

Unbalance -80dB 1kHz, -60dB 10kHz

ANM1 Audio Noisemeter, Average sensing.

ANM2 Audio Noisemeter, True r.m.s. reading.

ANM3 Audio Noisemeter, Quasipeak/True r.m.s. reading.

The noisemeters have 16 measurement ranges from 10µV f.s.d. to 300V f.s.d. and incorporate a 5" mirror scale of excellent linearity calibrated in Volts and dBv or dBm. The instruments are in accordance with DIN 45 405 and include recommended weighting characteristics

Brief specification for all noisemeters

Frequency response as voltmeter	4 Hz to 250 kHz, ± 0.5dB
Input impedance	1M ohm shunted by 30 pF
Attenuator accuracy	0.25%
Meter scale linearity	1% Typically better than 0.5%

Waveform error in true r.m.s. instruments

± 1% for crest factor 10

Noisemeter included weighting characteristics

WIDE BAND (flat response voltmeter)
DIN AUDIO BAND
IEC/DIN CURVE A
CCIR

Size 11 1/4" x 7 1/4" x 8 1/2" deep overall (26 x 19 x 22cm)

Radford Laboratory Instruments Ltd., Ashton Vale Road, Bristol BS3 2HZ
Tel: 0272 662301

U.S.A.: Patrick McVeigh Tel: 201-746-5461

WW—081 FOR FURTHER DETAILS

TRUE PROFESSIONALS

Including: EMI, Decca (UK), BBC, Pink Floyd, Hawker Sidley, Metropolitan Police, The Who, Queen, Thames TV, ITN, Capital Radio, Decca (France), Ministry of Defence, Birds Eye, Rolls Royce, Crown Agents, Madame Tussaud's, Island Music, Chappells, Dick James Music, Neve, Alice, Israel Defence Ministry, Yes Music, University of Bucharest, Pye TVT, Avon Health Authority, Government of Seychelles, Philippines Radio, London Broadcasting, Rolling Stones, Thin Lizzie, British Railways, Natural History Museum, Virgin Records, Kirilo Savic Institute of Belgrade, all British Universities, London Weekend TV, BOC, Wings, IBM, every Local Radio Station, Post Office Research, Rank Organisation, and many others.

ACKNOWLEDGE

That ITA has more to offer:

- **Location.** In Central London - easy parking.
- **Delivery.** Large stockholding covering 500 versions for immediate delivery.
- **Servicing** By ITA factory trained staff. Quickest turnaround time. Machines supplied or rebuilt for special requirements.
- **Pricing.** Check our prices - you will find them lowest ALWAYS.

ITA'S ADVANTAGES

1-7 Harewood Avenue, Marylebone Road, London NW1. Tel: 01-724 2497.
Telex: 21879.


WW-102 FOR FURTHER DETAILS

www.americanradiohistory.com



REVOX

A wide range of two channel recorders from this famous manufacturer, with tape speeds from 15/16 ips to 30 ips. Options include variable speed and sel-sync. Models include A77, B77 and 377 with 3 speeds and editing (designed and modified by ITA specifically for professional applications).



TEAC

Recorders for logging and studio use - tape speeds from 1 1/2 to 15 ips. 2, 4 or 8 channel. A range of mixers is also available.



ITAM

4 and 8 channel recorders for studio use. Any tape speed from 1 1/2 ips for logging and data recording.



OTARI

Duplicating equipment for high speed cassette copying, including the DP4050 model - the world's finest in-cassette copier, with 6 slave units.



THE BENEFITS OF A TEST SET

— for the price of a signal generator!

If you're servicing or manufacturing mobile communications receivers then look closely at Farnell's new synthesized 10 to 520MHz signal generator, the SSG520. It outperforms other units in many respects, and, with its remarkable ease of setting, repeatability and SINAD facility gives you most of the advantages of a receiver test set costing much more.

Typical tests the SSG520 does with speed and simplicity are:—
 checking and aligning channel frequency and bandwidth
 i.f. and filter alignment
 sensitivity tests (so easy with SINAD)
 mute/squelch performance
 adjacent channel rejection (using two units) and
 signal to noise and a.f. distortion tests are made easier using the SSG520.

R.F. leakage is remarkably low, permitting totally unambiguous sensitivity measurements down to $0.2\mu\text{V}$ ($0.05\mu\text{V}$ if you like, using a 20dB pad). There's no leakage from counter display holes—there isn't one; you don't need a counter with our thumbwheel setting/readout. The SSG520 can be tuned in 100Hz steps under locked conditions with maximum stability over the entire frequency range.

Contrast this with competitive instruments which have either a mere 2% tuning range before re-lock or will only fast synthesize in 100kHz steps! Stability and accuracy are excellent and an optional ovened crystal version is available. Sideband phase noise is better than -100dB/Hz and harmonics better than -25dB . Any combination of a.m. and f.m. modulation, internal or external is possible. Output is calibrated and automatically levelled over the whole frequency range and the attenuator is set by adjacent 10 and 1dB click stop controls giving direct reading of dBm and volts—quicker to operate and enabling accurate mute/squelch settings.



Farnell

So if you want to improve service or production throughput of mobile radio telephones, fixed receivers, handportables, public correspondence radiophone and paging systems without spending as much as you would have thought, use this magazine's reply system now to obtain full details and price.

You will also receive, with our compliments, a free copy of our pocket card of useful Telecommunications Data.

wireless world

Thoughts from the drawing-board

Editor:

TOM IVALL, M.I.E.R.E.

Deputy Editor:

 PHILIP DARRINGTON
 Phone 01-261 8435

Technical Editor:

 GEOFFREY SHORTER, B.Sc.
 Phone 01-261 8443

Projects Editor:

 MIKE SAGIN
 Phone: 01-261 8429

Communications Editor:

 RAY ASHMORE, B.Sc., G8KYY
 Phone 01-261 8043

News Editor:

 JOHN DWYER
 Phone 01-261 8620

Drawing Office Manager:

ROGER GOODMAN

Production:

D. R. BRAY

Advertisement Controller:

G. BENTON ROWELL

Advertisement Manager:

 BOB NIBBS
 Phone 01-261 8622

CHRIS PRIER

Phone 01-261 8037

Classified Manager:

 BRIAN DURRANT
 Phone 01-261 8508 or 01-261 8423

 EDDIE FARRELL (*Classified Advertisements*)
 Phone 01-261 8508

 JOHN GIBBON (*Make-up and copy*)
 Phone 01-261 8353

Publishing Director:

GORDON HENDERSON

TWO RECENT speeches by well-known scientists about the job of the engineer have shown an astonishing vagueness and lack of knowledge of what engineering is all about. Perhaps being a Fellow of the Royal Society gives one an Olympian view of humanity that completely misses all the grubby details of how people actually earn their living. Sir Monty Finniston (who chairs the committee of enquiry into the engineering profession) told the IEE at its annual dinner that the engineer should have more authority, to match his responsibilities, and should be in a position "to influence the national scene more attractively and pertinently" than he does at present. "If the engineer is to play his proper role in society he must make relevant policy contributions to the decisions of political institutions". Sir Ieuan Maddock (one-time chief scientist in the Department of Trade and Industry), in a lecture to Imperial College, said that the engineer's future task will not be so much in applying established engineering skills as in harnessing nature "to solve social needs of growing complexity". He should be a bridge between "knowledge of the laws of nature and the growing and changing needs of society".

All fine stuff, that some like to hear. Of course, the reality is very different. The average engineer is not interested in his "role in society" or the "needs of society". Typically he works for an employer and to earn a living he has to satisfy the particular needs of that employer, quite regardless of whether they are good or bad for society at large. In turn the employer may influence society through the goods or services he supplies, but this process operates through the market mechanism, not according to any ideas or wishes of the engineer.

Collectively, engineers do not show any evidence of a desire to do great things for society, only a desire to improve their own incomes and status — and who would blame them for that. Nevertheless, the engineer does take part in public affairs as an individual. Here his personal characteristics are somewhat more important than his engineering knowledge, for value judgments control the way that factual knowledge is applied to human affairs.

What we don't want to see is the engineer elevated to the position of a super-technician of society, chosen simply because of his ability to design and operate systems at maximum efficiency. But Sir Monty Finniston obviously thinks this should be the aim. Because the great issues of the future affecting our lives "are likely to have very large and ever increasing technical content" policy decisions "must give greater weight to the views of those who both conceive the changes and implement them rather than to the non-technical beneficiaries". Note how ordinary people are objectified into "non-technical beneficiaries" in the chill language of total administration as Marcuse calls it. This is the authentic voice of the technocrat.

Raymond Aron, the French sociologist, has pointed out that all societies continue to *train the men they need* but that none, despite its proclaimed objectives, *needs* to have all men realize their individual potentialities and become fully capable of freedom in relation to their environment. In the industrialized countries we have already trained enough technocrats in the shape of economists, lawyers, educationists, bankers and psychiatrists to help us forge our own manacles, without adding engineers to the list. When organization becomes an end in itself, joy flies out of the window.

A new distortion measurement

Better subjective-objective correlation than given by t.h.d.

by **R. A. Belcher**, B.Sc., Ph.D., M.I.E.E., BBC Research Department

This article describes a new technique for measuring non-linearity distortion which gives much better correlation with subjective assessment of sound quality than does the conventional total harmonic distortion measurement. Known as the double comb-filter method, it uses pseudo-random binary test signals and largely digital processing, so the cost of instrumenting it can be expected to fall with the increasing availability of l.s.i. circuits. Ultimately, the hardware may cost less than that used at present for t.h.d. measurement. Ways are suggested for using the new technique to measure cross-over distortion, transient intermodulation distortion and other parameters such as "wow" and "flutter" and linear distortions. The BBC is now testing it on sound-signal transmission circuits and studio equipment.

RECENTLY THE HI-FI PRESS has been particularly interested in discussions about the best way of relating objective measurements to the subjective assessment of non-linearity in audio systems. Several articles have dealt with the relative merits of total harmonic distortion, two-tone intermodulation, or band-limited noise tests. The main conclusion seems to be that there is a lack of hard facts about the degree of correlation which can be expected between the measurement of distortion and the subjective effect.

Over the past decade broadcasting organisations have become increasingly interested in this problem. In particular, the BBC has been studying the use of noise-like test signals. As a result of five years' research work, a test method has been developed which gives distortion figures that correlate much better than total harmonic distortion measurements with subjective estimates of sound programme quality. The new test method uses pseudo-random noise as the test signal and comb-filter techniques to separate the distortion products from the test signal. Equipment for this method should be fairly cheap to produce as it makes use of digital signal processing.

To assess more fully the possible applications of the new method, the BBC is conducting field trials with experimental equipment, and the results of these trials should be available during 1978.

Traditionally, the non-linear distortion

of a sound signal circuit has been measured objectively by using a sine-wave test signal; the amount of non-linearity is conveniently expressed as the ratio, measured at the output of the test circuit, of the power level of the harmonic distortion products to the power level of the fundamental plus harmonics. This ratio is known as the total harmonic distortion and is sometimes quoted as a percentage; in this article it will be given as a decibel ratio.

It has long been recognised that total harmonic distortion measurements generally do not give a good indication of the subjective impairment due to non-linearity, and in 1950, in an effort to provide improved subjective agreement, Shorter¹ proposed that the measurement of distortion should be weighted to take more account of high-order harmonics. In 1960 Wigan² proposed an improved weighting criterion to be applied to the harmonics of a 1kHz test signal. His subjective data was obtained using a pulsed tone as the programme signal, and the non-linear distortion was produced by an arrangement which ensured that the amount of total harmonic distortion was substantially independent of the applied signal level.

Wigan's findings were of limited application as no way was suggested by which his weighting criterion could predict the unpleasantness of distorted programme (other than pulsed-tone) signals. Further, for experimental convenience he had also excluded circuits in which the amount of distortion was a function of signal frequency and applied signal level.

When a complex programme signal suffers non-linear distortion, unwanted signals arise not only by the generation of harmonics but also by intermodulation between the spectral components of the programme signal. In 1945, Brockbank and Wass published a mathematical analysis³ of the intermodulation spectrum generated by a multi-frequency programme signal. Their objective was to enable the distortion spectrum of a multi-frequency input signal, e.g. a programme signal, to be predicted from knowledge of the distortion spectrum generated by a single-frequency input signal.

There are two accepted methods of

measuring the amount of intermodulation distortion of an audio frequency circuit. That adopted by the Society of Motion Picture and Television Engineers (SMPTE) was proposed by Hilliard⁴ in 1946, and the method adopted by the International Telephonic Consultative Committee (CCIF) was proposed by Scott⁵ in 1945. Both use two simultaneously applied sine-waves as a test signal, but they have different frequency spacings. The Hilliard method uses 60Hz and 3kHz, and the Scott method 3kHz and 3.05kHz.

To obtain a more complete knowledge of the variation of non-linear distortion with frequency it would be necessary to make measurements of intermodulation distortion over the whole frequency range of interest. This type of intermodulation test has been found to be of use by Harwood⁶ in research on improving the performance of loudspeaker units.

Unfortunately, no method has yet been devised to enable intermodulation tests to predict the unpleasantness of distorted programme signals.

One interesting result given by Brockbank and Wass is that if the programme signal is assumed to be represented by n tones, each of equal power, and if n is greater than 30, then the contribution to the total distortion power due to harmonic products is at least two orders of magnitude less than that due to intermodulation products. For complex signals such as those produced by speech and music, n is generally large enough for the distortion power level contributed by harmonic products to be negligible. They also derive an equation for the total distortion power, assuming that n is large enough for harmonic products to be ignored, which shows that the power of the distortion signal resides mainly in products generated by higher order terms in the power series. This emphasis on higher order distortion products is effectively what Wigan and Shorter recommend for improved subjective agreement.

Random noise tests

The work of Brockbank and Wass, and Shorter and Wigan suggests that a noise signal should be a good test signal for sound-signal non-linearity measurements, since n would then be very large, and the power level of the distortion

signal would automatically be weighted in favour of higher order terms.

Noise-like test signals have been applied to the routine non-linearity testing of various low-quality sound-signal transmission systems, e.g. multi-channel communication systems⁷ and p.c.m. codes for speech signals⁸. The popularity of this type of test stems from the fact that the statistical properties of a speech signal have been treated as Gaussian, and therefore the unwanted noise power spectrum generated by a noise-like test signal was considered to be a good estimate of that produced by speech signals.

In 1963, Danes⁹ reported the use of a one-third octave band of noise centred on 8kHz for intermodulation testing in an f.m. sound broadcasting system, and he found some degree of correlation between the measured low-frequency noise power generated from the test signal and the subjective impairment of normal programme signals.

In 1970, a standard test signal was proposed by the CCIR for study¹⁰ by various member broadcasting organisations; it was to be used in measuring crosstalk and non-linearity in high-quality sound-signal transmission circuits. This test signal was to be produced by shaping the spectrum of a random noise signal, to make it representative of an average programme signal.

In 1971, Nikaido and Nitatori¹¹, of the NHK reported their study of non-linearity measurements on sound broadcasting circuits using random noise as a test signal. Their test signal was similar to that proposed by the CCIR, but it had a $\frac{3}{4}$ octave wide spectral gap which could be moved in $\frac{1}{2}$ octave steps to cover most of the audio-frequency range. Distortion products were selected in this gap by a $\frac{1}{4}$ octave-wide filter. The result of each test was a plot of distortion versus centre-frequency. Their work did not include a study of the agreement between the measured distortion and its subjective effect.

In the BBC, tests for non-linearity are routinely made by measuring the total harmonic distortion of a 1kHz tone. This signal is applied to a test circuit at a level 2dB higher than the nominal quasi-peak value of the programme signal. With the advent of f.d.m. transmission circuits routine tests using this high level signal were reported to cause undesirable levels of crosstalk interference. As the use of f.d.m. circuits was likely to increase, the BBC undertook to assess the standard test signal proposed by the CCIR in the hope that crosstalk problems would be less severe (this was confirmed by later work), and also that routine tests for non-linearity using this test signal would give at least as much information as was provided by the total harmonic distortion method.

In the form proposed by the CCIR, the standard test signal had no spectral gap in which to detect non-linearity pro-

ducts and was therefore only suited to crosstalk measurements. The BBC therefore proposed a variant of the test signal, having a spectral gap between 3.5kHz and the upper limit of the audio band, and conducted informal tests to study its use in routine tests for non-linearity. The results showed that the degree of correlation between r.m.s. distortion measurements using this test signal and subjective assessments of the threshold of impairment of a programme item was at least as good as was obtained using a routine total harmonic distortion test, and was probably better.

Pseudo-random noise tests

Later measurements of this type were helped by replacing the random (thermal) noise source with a digitally-generated pseudo-random binary sequence (p.r.b.s.) noise source. This type of source provided a power output which did not vary with temperature; moreover, as the amplitude of distortion products fluctuated regularly at the repetition rate of the pseudo-random noise, a meter with a short integration time (a BBC peak-programme meter¹²) could be employed. This enabled accurate measurements to be made more quickly and allowed the use of the meter which is routinely used within the BBC for circuit testing.

Then various band-splitting arrangements were considered with the aim of increasing the effective bandwidth of the test signal. First, a standard set of $\frac{1}{2}$ octave filters was used but was later rejected because their rate of cut-off was insufficient to provide the required measurement resolution. It was then decided to construct a two-band arrangement using specially designed filters to provide high resolutions (approximately 80dB of noise separation) with noise bands of 150Hz to 700Hz, and 1kHz to 3.5kHz approximately.

Concurrently a formal subjective investigation provided data relating to a wider range of programme impairment and more critical listening material than had been used previously. These data related the operating points of four amplifiers to subjective impairment and could therefore be used at a later date to study the subjective agreement obtained with any objective method of non-linearity measurement, simply by making objective measurements on those amplifiers.

Next came the task of optimising various parameter values for the two-band method, using the new subjective data. This work is described more fully in a BBC Research Department report¹³. Work was completed in mid-1973 and it was decided that the two-band method could give estimates of subjective impairment that were much more accurate than those given by the routine total harmonic distortion method. The two-band method was, however, of limited use as it was not designed for testing

circuits where non-linearity was pronounced at high signal frequencies.

In 1972, Nikaido¹⁴ reported his use of a sound-programme signal in making measurements of non-linearity. (Since a spectral gap had to be provided, the signal was not suitable for simultaneous broadcasting.) A disadvantage of this approach is that the measurements have to be integrated over a long time interval, as the results are influenced by the changing spectrum of the programme signals. The alternative would be to standardise on particular sound-programme excerpts as test signals but this has the disadvantage that the resolution of the test apparatus would be limited by the distortion in the sound recording system. The practical requirement is for a method which uses a test signal which is accurately reproducible, which simulates a sound programme signal, and in addition is inexpensive to produce. For these reasons, the practice of using the sound-programme signal as a test signal was not considered by the BBC to be appropriate for routine tests.

Meanwhile methods by which band-splitting might be improved were being considered. Multi-band techniques were investigated, but were not developed because of the difficulties of making high resolution comb-filters to provide a comb-like test signal spectrum with many "teeth", and a measurement filter with a complementary comb-like response. Furthermore, this approach would be prohibitively expensive.

Comb-filter methods

In 1974, I proposed an alternative approach to the problem. This new proposal recognised that the pseudo-random noise signal had itself a comb-like spectrum (see Fig. 1(a)). If this noise signal were to be frequency-shifted, its components would be anharmonically related, and most of the distortion products would then fall in the gaps between them as shown at (c). Non-linearity products would be measured by applying an equal and opposite frequency shift (d), followed by a comb-response filter (e) to remove the comb spectrum of the noise signal. The output of the comb-filter (f) would then be registered on a p.p.m.

Apparatus was constructed to test this proposal¹⁵. The work was completed by mid-1975, and a comparison of the accuracies of this comb-filter method (the "single comb-filter method"), the two-band method, and a total harmonic distortion method revealed that both noise-separation methods were more accurate in their estimates of subjective impairment than the total harmonic distortion method. But the single comb-filter method was to be preferred since it could be used in testing circuits with frequency-dependent non-linearity.

To improve the method a double-comb-filter technique was proposed in

which two p.r.b.s. signals were combined to provide a test signal with anharmonic components and two cascaded comb-filters were used to reject the test signal and accept the distortion signal for measurement. This arrangement¹⁶ is attractive as it should be less expensive to instrument and, furthermore, it has been found to be as accurate as the single comb-filter method using the subjective data given in reference 13. This accuracy also applies to frequency-dependent non-linearities studied more recently.

Test signal generator

The test signal used with the double comb-filter method is produced by the addition of two signals, each having a harmonic spectrum but with different fundamental frequencies. The harmonic structure of each spectrum may be likened to a "comb" of frequencies. Intermodulation products generated from this test signal may be conveniently divided into two groups: those which arise by intermodulation within each comb structure and those which arise by intermodulation between comb structures. The first group of products will occupy the same frequency positions as the original comb structure and will therefore be indistinguishable from it. The second group of products will fall in the spectral gaps of the test signal and can therefore be measured. Fortunately, these measurable products represent a significant proportion of the total distortion signal. Two comb-filters having attenuation "teeth" aligned with the "teeth" of the test signal can be used to remove the original components and enable the remaining distortion products to be measured.

The test signal can conveniently be generated by two maximal length

pseudo-random binary sequence (p.r.b.s.) generators (m-sequences). Such binary signals can be generated by digital shift-registers with feedback. If an n -bit shift register is used to generate the p.r.b.s. signal then the sequence length is $2^n - 1$. The spectrum of a p.r.b.s. signal consists of harmonics of the sequence repetition frequency and the harmonics are all substantially of equal power, as illustrated in Fig. 2(a) and (b), provided that the required test signal bandwidth is less than one tenth of the shift-register clock frequency. The repetition frequency of an m-sequence is given by the clock frequency divided by the sequence length.

When the two p.r.b.s. signals are added, the test signal spectrum illustrated in Fig. 2(c) is obtained. In practice this test signal is used at the same "peak" level measured with a p.p.m. as the "peak" level of the programme signal which it replaces. Fig. 2(d) shows the modified spectrum when distortion products are generated. A simple comb-filter response as in Fig. 2(e) is used to remove one p.r.b.s. signal, while a second filter (f) in tandem removes the other p.r.b.s. signal, leaving distortion products as illustrated in (g).

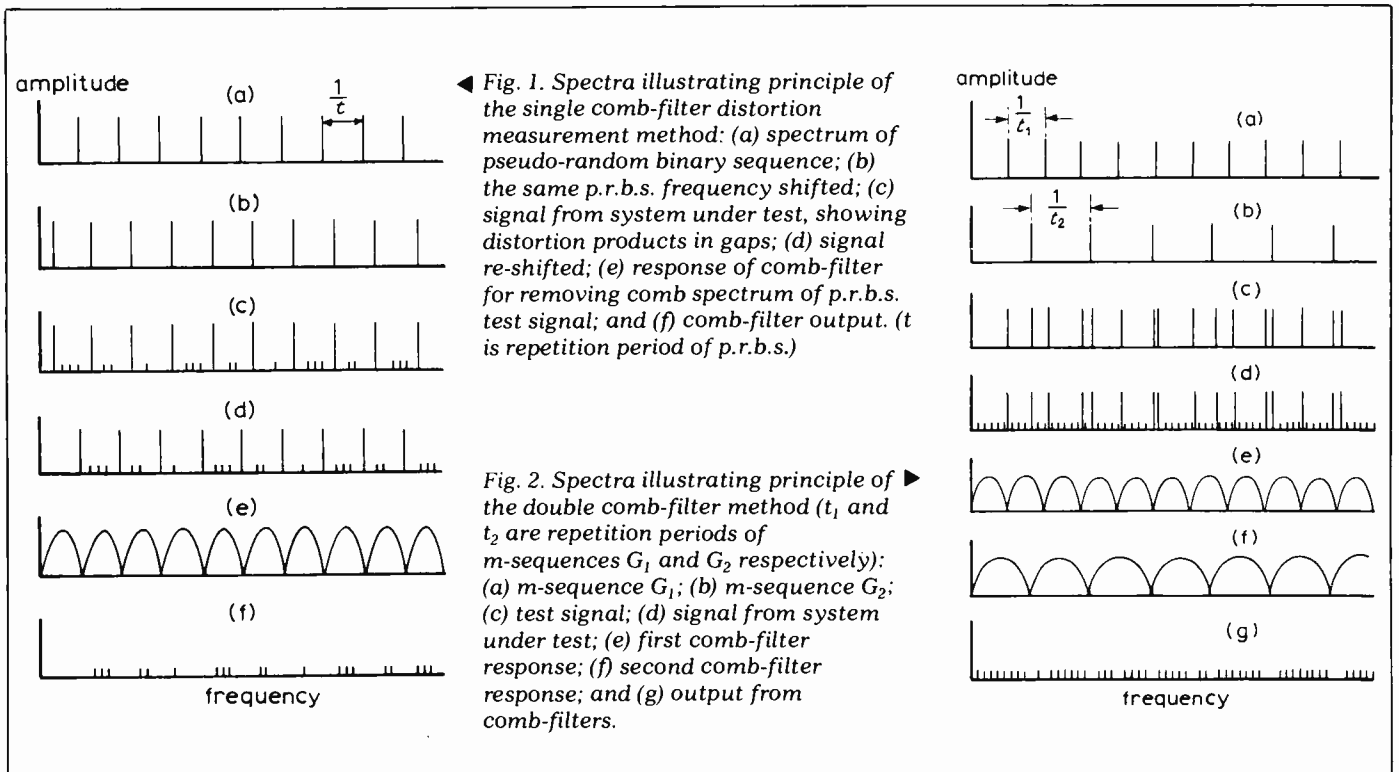
Fig. 3 is a simplified block diagram of the test-signal generator. G_1 and G_2 are m-sequence generators with repetition frequencies of 152.6Hz and 109.8Hz. These two frequencies were chosen by experiment. The first (152.6Hz) could be generated using a convenient shift-register and oscillator combination. The second frequency could be changed in steps of approximately 1Hz and within this limitation the second frequency was near optimum, i.e. that which gave best subjective/objective correlation. It should be noted that the more important parameter is the ratio of the two

frequencies rather than their absolute values; altering this ratio alters the weighting of odd and even order products, and therefore also the subjective/objective correlation.

The scaling amplifier adds the two binary signals in a given ratio, the optimum value for the ratio being that which gives a test signal spectrum with all components of equal power.

In later tests, a spectrum shaping of the test signal was found to be important as it helped to reduce the spread in subjective impairment attributable to a given distortion figure measured by the new method, taking into account both flat and frequency-dependent non-linear effects. A suitable spectrum shaping characteristic is shown in Fig. 4. It can be produced by connecting a CCIR average programme weighting network¹⁸ in series with a 50µs deemphasis network. The band-pass characteristic of the shaping filter converts the p.r.b.s. digital signal into one with a multi-level noise-like waveform. If a shaping filter of this type were not used then a low-pass filter would be necessary.

The above filter characteristic agrees closely with that proposed by the UK Post Office¹⁹ as a result of recent measurements of the power loading and average spectra of sound programme signals for broadcasting. Their weighting characteristic is intended to be used to shape the spectrum of a white-noise signal in order to simulate that of an average sound-programme signal. Such a weighted noise signal could be of use in testing, for example, the power handling ability of loudspeakers or audio power amplifiers. It therefore seems likely that the test signal required by the double comb-filter method could also be of use in these areas.



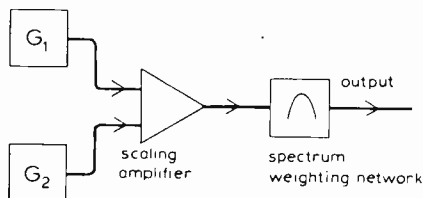


Fig. 3. Essentials of test signal generator for double comb-filter method.

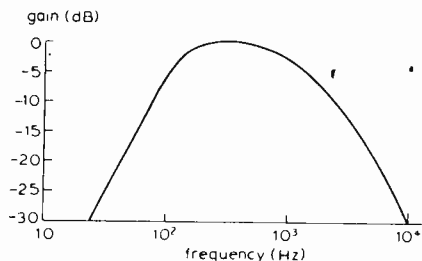


Fig. 4. Test signal frequency shaping characteristic.

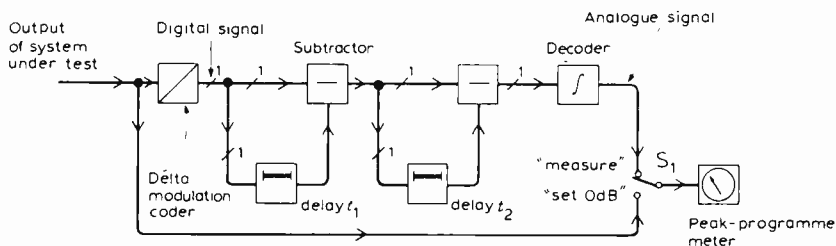


Fig. 5 (above). Analyser for output signal from system under test in double comb-filter method. Levels of test signal and distortion products are measured on a p.p.m.

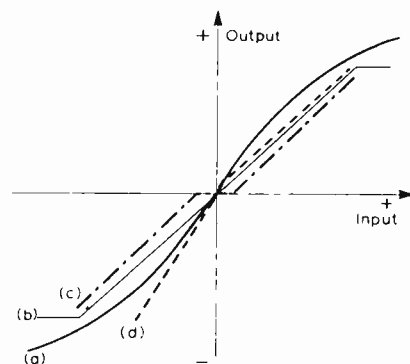


Fig. 6 (right). Typical transfer characteristics of audio circuits: (a) S-type characteristic; (b) op-amp type of characteristic; (c) circuit with cross-over distortion; and (d) t.h.d. constant with applied signal level.

In the experiments with the double comb-filter method it was found to be advantageous to modify the quasi-peak to mean ratio of the test signal by including a dispersive network (four 700Hz single section all-pass circuits in tandem) after the weighting network. This modification allowed the optimum value for the mean test signal power loading to be reduced by 1dB and is of use in testing circuits, e.g. f.d.m. carrier circuits, where it is necessary to keep the mean test power loading to a minimum during routine tests.

Test signal analyser

Fig. 5 is a simplified block diagram of the test signal analyser. Digital signal processing is used because of its stability and relative cheapness in providing the required performance. For further economy in analogue-to-digital and digital-to-analogue conversion, linear delta-modulation coding²⁰ is used in preference to linear pulse-code modulation (p.c.m.). The quantisation noise of the system limits the measurable separation to 54dB: this is later shown to be 17dB below the threshold of impairment.

The input signal to the analyser is applied to the delta-modulation coder which provides a 1-bit output signal at a rate of 4Mbit/s. This signal is then processed by a digital filter arrangement comprising two subtractors and two shift-register delays t_1 and t_2 . This filter is effectively two simple comb-filters in tandem: a comb-filter operates by subtracting from an input signal a delayed version of itself. In Fig. 5 t_1 and t_2 are produced by approximately

27kbit and 37kbit shift registers respectively; time delays t_1 and t_2 are equal to the inverses of the test signal repetition frequencies. The delta-modulation signal is then decoded by analogue integration of the binary output signal. Emitter-coupled logic circuits were used in the delta-modulation coder and decoder in order to produce pulse waveforms with well-matched rise and fall times. This matching is essential in order to maintain low harmonic distortion within the measuring equipment.

A crystal oscillator is used to ensure that the comb-filter responses are maintained in accurate alignment with the "teeth" of the test signal, but for clarity, clock signal paths are omitted from Fig. 5. The gain of the direct path is set so that, at a signal frequency at which minimum loss is produced by the comb-filters, the output level from the "measure" path is equal to that from the "set 0dB" path.

The levels of test signal and distortion products are measured using a BBC peak programme meter (p.p.m.), which is a quasi-peak indicating instrument. It should be noted that the results reported later for the double comb-filter method may not be directly applicable if other meters are used. However, a simple additional circuit could be provided to simulate the action of a p.p.m. and to enable a noise-separation indication to be independent of the ballistics of the measuring instrument.

Using the arrangement in Fig. 5, the switch S_1 is set to the "set 0dB" position and the output test-signal level from the system under test is adjusted until a reading of 0dB is indicated by the

p.p.m. Noise-separation in dB is then indicated by the p.p.m. when SW_1 is set to "measure". This reading actually gives a measure of (signal + distortion)/(distortion); and although this is not a true separation figure it has proved to be satisfactory in use.

Listening tests

The purpose of the tests was to obtain subjective estimates of programme quality impairment caused by two circuits (A and B) for a selection of applied signal levels. The general form of the transfer characteristics of these two circuits is illustrated by curves (a) and (b) of Fig. 6. (a) is an "S-type" characteristic in which the total harmonic distortion increases with applied level. (b) is the sort of characteristic given by operational amplifiers, and this type of distortion is sometimes known as "hard-clipping"; the distortion is negligible until clipping occurs and then the total harmonic distortion increases rapidly with applied signal level.

Frequency-dependent distortions such as those that might occur in an f.m. transmission system were also included in the study. High-frequency signals were made more susceptible to non-linearity distortion by inserting a 50µs pre-emphasis network in the input signal path. When pre-emphasis was used, a network with the complementary characteristic was connected in the output signal path to provide an overall flat amplitude-frequency response.

These tests require great care in the alignment of tape recording and signal level measurement apparatus because in order to correlate objective measure-

ments of non-linearity distortion accurately with subjective impressions, it is essential to ensure that the applied level of test signal bears a known relationship to the previously applied level of programme signal. This is particularly important when the amount of distortion varies rapidly with the applied signal level, e.g. when a hard-clipping circuit is operated near to overload.

For convenience both programme and test signal levels are referred to the operating point of the circuit under test by a parameter termed "relative gain". A more detailed explanation of this parameter is given in Reference 16.

The listening tests explored impairment levels in the range indicated by the six point scale shown in the following table:

Six-point subjective impairment scale

Grade	Impairment
1	Imperceptible
2	Just perceptible
3	Definitely perceptible but not disturbing
4	Somewhat objectionable
5	Definitely objectionable
6	Unusable

Two programme items, "male speech" and "solo piano" were selected from a library of recorded test-excerpts as they were found to be subjectively more sensitive to distortion in the test-circuits than the other excerpts. The male speech item was used in tests in which non-linearity was not frequency-dependent and the solo piano item was used for the frequency-dependent case.

A companding system was used in the tape recording and reproduction of the test-programme so that recording noise was less likely to mask the distortion produced by the test-circuits. In addition, the programme signals went through the record-replay process only once, i.e. a "master" recording was used for the tests. No amplitude-compression was applied to the programme signals.

The subjective tests were carried out in a listening room having acoustics similar to those of a domestic living room.

Subjective-objective correlation

After the subjective tests had been completed, objective measurements were made using the two methods (double comb-filter method and total harmonic distortion method) whose correlations were to be compared. It was again essential to set the test levels with great care, and the "relative gain" parameter mentioned earlier was again used to ensure that the operating points of the circuits were the same as used in the subjective tests.

In order to study subjective-objective agreement plots of subjective impairment against objective distortion were drawn. In practice fairly straight but widely spaced, non-parallel lines can usually be obtained by a variety of distortion measurement methods. The

Fig. 7 (below). Plotted points showing good correlation between subjective average impairment grade and measured noise-separation in the double comb-filter method, with two circuits A and B. Note that points are closely grouped when compared with those in Fig. 8.

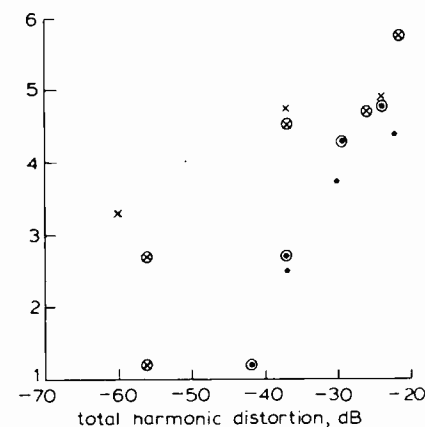
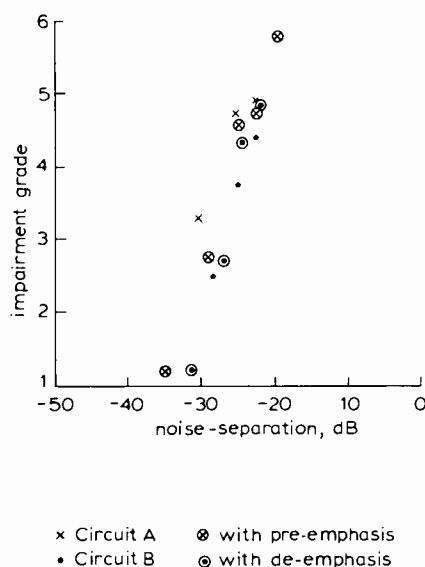


Fig. 8 (above). Plotted points showing lower correlation between subjective average impairment grade and measured total harmonic distortion, for circuits A and B. Note the relatively wide spread of the points compared with those in Fig. 7.

best correlation is judged to be obtained by the test method which gives the closest grouping of plots along a straight line of subjective impairment against objective distortion for a variety of test circuits.

Fig. 7 shows the measured spread in noise-separation against subjective impairment for circuits A and B, both with and without 50µs pre- and de-emphasis. Similarly, Fig. 8 shows the measured spread for total harmonic distortion.

Taking grade 2.5 as a reference point for the comparison, Fig. 8 shows that the spread in total harmonic distortion is 23dB; it is apparent from the data shown that the routine total harmonic distortion method gives a very poor degree of correlation when more than one non-linear circuit is being considered.

Fig. 7 however, shows by the close grouping of plots (spread approximately 6dB at grade 2.5) that the noise-separation test gives much better correlation between subjective and objective measurement than does the total harmonic distortion method.

Possible future developments

An advantage of the total harmonic distortion method is that it employs standard laboratory items of equipment, e.g. a variable-frequency audio oscillator and a signal level meter, which may also be employed in the measurement of other sound circuit parameters such as the amplitude-frequency response.

Similar advantages apply to the double-comb filter test apparatus as it may also be used in the measurement of a wide range of sound signal distortions (both non-linear and linear), but before describing these applications in more detail, it will be useful to consider the various forms of non-linear distortion characteristics which can occur.

Fig. 6 illustrates some input-output transfer characteristics which may be exhibited by audio signal amplifiers. The type of characteristic applicable to a given amplifier can be conveniently identified by examining how the total harmonic distortion of a sine-wave signal varies with the applied signal levels. Curves (a) and (b) are the characteristics of circuits used in the listening tests described earlier. The types of non-linearity shown by curves (c) and (d) are described below, followed by a variant, type, (e). Formal listening tests have not yet been conducted for types (c) to (e), but some initial assessments have been made.

Curve (c) represents "cross-over" distortion, and in this case the total harmonic distortion increases as the applied signal level is reduced. Curve (d) represents the characteristic of a circuit where the total harmonic distortion is constant with applied signal level, and would be obtained with a circuit that gave unequal amplification to positive and negative half-cycles of a sine-wave.

Characteristics (a) to (d) have not included the possibility of the degree of non-linearity distortion being frequency-dependent as well as amplitude-dependent. This therefore is provided in type (e) which includes types (a) to (d) with, for example, pre- and de-emphasis networks to make the distortion more pronounced at high signal frequencies.

In addition, transient intermodulation distortion (t.i.d.) as described by Otala²¹ can sometimes occur in audio

circuits. Essentially, t.i.d. occurs when the rate-of-change of the input signal is excessive. This type of distortion is generally not measurable using a 1kHz total harmonic distortion test, and at present there is no accepted method for measuring t.i.d. and relating the objective measurement to the audible effect.

Experiments with the double comb-filter apparatus have shown that non-linearity types (c) to (e) and transient intermodulation distortion can readily be measured. The sensitivity of the method in measuring t.i.d. arises from the high slope of the test signal which can be equivalent to that of a full amplitude sine-wave signal at the upper limit of the audio band. Further more lengthy experiments would, however, be required in order to establish the subjective-objective correlation with these types of distortion. It is interesting to note that Levitt and others have determined a subjective threshold of perceptibility for slope-overload distortion of speech signals²², and this may be of help in studies of t.i.d.

The double comb-filter apparatus can also be used for objective measurement of amplitude-frequency response errors, and "wow" and "flutter".

An indication of the presence of amplitude/frequency response errors can be obtained by a simple experiment using the test signal part of the apparatus together with a 1kHz signal generator and an r.m.s. meter. Both signals are applied in turn at equal powers to the circuit under test. The output power of the circuit under test is measured: any difference in the power of one signal relative to the other (under linear conditions) indicates an error in the amplitude/frequency response. More detailed results can be obtained by analysing the spectrum of the p.r.b.s. test signal after passing it through the circuit under test. If a correlator is used it is then possible to measure delay and the degree of gain-phase matching of transmission circuits (as may be of interest in stereo or quadraphonic sound systems).

The technique of using a p.r.b.s. signal for testing linear systems is well known, but in the past has required expensive test apparatus (e.g. cross-correlators). With the advent of the microprocessor a relatively inexpensive equipment might well be produced for measuring linear distortions using a p.r.b.s. test signal, and such a microprocessor arrangement could easily be added to the double comb-filter apparatus since a-d and d-a converters are already provided.

When the double comb-filter method is used to measure the non-linearity distortion of sound recording and replay systems, "wow" and "flutter" produce spectral components in the gaps of the test signal. The "wow" and "flutter" components can readily be measured: only one p.r.b.s. signal and its complementary comb-filters are required. With this test signal, non-linearity products are hidden and only "wow" and "flut-

The author

R. A. Belcher joined the BBC Research Department in 1969 after graduating from the University College of North Wales. He has worked on many aspects of analogue and digital processing of sound and video signals and has been much involved in the use of subjective tests. In 1976 he was awarded the Gyr and Landis prize by the IEE for work on comb-filter methods of measuring audio distortion, and in 1977 he gained a Ph.D. from the University of Surrey for a thesis on this subject. Since early 1977 he has been doing research in quadruphony. Early this year Dr Belcher left the BBC to become a senior physicist at Velindre Hospital, Cardiff.

ter" components appear in the spectral gaps. In practice it has been found that the recovered level of products generated by "wow" and "flutter" is much higher than the background noise of high-quality recorders; typical figures for "wow" and "flutter" noise-separation are 35dB at 15in/s and 30dB at 7 $\frac{1}{2}$ in/s. No work has been done to compare these "wow" and "flutter" figures with those measured by more conventional methods and no subjective tests have been conducted to establish tolerable levels of "wow" and "flutter" measured by this new method.

The measurement of non-linearity distortion in the presence of "wow" and "flutter" is likely to require comb-filters with wider stop-bands as the "wow" and "flutter" signals are likely to produce sidebands close to the spectral lines of the test signal. The more complex digital comb-filter required in this application could conveniently be instrumented using a microprocessor arrangement.

ACKNOWLEDGEMENTS

The author is grateful to the many people who have helped during the research described in this article; in particular to Messrs Deane, Manson, Mitchell and Wilkinson, and to those who took part in the subjective tests. The work was conducted at the BBC Research Department and for part of the time the author was a Collaborative Student with the University of Surrey. The author wishes to thank the Director of Engineering of the BBC for permission to publish the article.

References

- Shorter, D. E. L. "The influence of high-order products on non-linear distortion." *Electron Engng.*, 1950, 22, pp 152-3.
- Wigan, E. R. "New distortion criterion." *Electron Technology*, 1961, 38, 4 and 5, pp 128-137, 163-174.
- Brockbank, R. A. and Wass, C. A. A. "Non-linear distortion in transmission systems." *Journal I.E.E.*, 1945, 92, III, 17, pp 45-56.
- Hilliard, J. K. "Intermodulation testing." *Electronics*, 19, No. 2, pp 123-127, July 1946.
- Scott, H. H. "Audible audio distortion." *Electronics*, 18, No. 1, pp 126-131, January 1945.

6. Harwood, H. D. "Apparatus for measurement of non-linear distortion as a continuous function of frequency." BBC Monograph No. 49, July 1963.

7. Oliver, W. "White noise loading of multi-channel communication systems." *Electron. Eng.* 37, pp 714-717, November 1965.

8. Rolis, R. G. and Webster, P. R. M. "Pseudo-random noise sources as stimuli for quantisation distortion measurements on p.c.m. systems." *Marconi Instrumentation*, 14, No. 4, pp 89-96, April 1974.

9. Danes, A. "A sibilant limiter for f.m. broadcasting systems." *EBU Rev.*, No. 77, Pt. A, February 1963.

10. CCIR New Delhi, 1970, V, 2, Report 497.

11. Nikaido, S. and Nitatori, T. "Non-linear distortion measurement of audio systems using noise signal." Proc. 7th International Congress on Acoustics, Budapest, 1971, I, 1, 19E 10, pp 301-304.

12. British Standard No. 4297: 1968.

13. Belcher, R. A. "An experimental investigation of test noise signals for the measurement of non-linear distortion of sound signals." BBC Research Department Report No. 1974/2.

14. Nikaido, S. "Dynamic measurement of non-linearity distortion on sound transmission systems." *EBU Rev.*, No. 131, Pt. A, 1972.

15. Belcher, R. A. "Audio non-linearity: a comb-filter method for measuring distortion." BBC Research Department Report No. 1976/12.

16. Belcher, R. A. "Audio non-linearity: an initial appraisal of a double comb-filter method of measurement." BBC Research Department Report No. 1977/40.

17. Golomb, S. W. Shift Register Sequences. Holden-Day, San Francisco 1967.

18. CCIR Geneva, 1974, V, XII, Report 497-1.

19. CCIR Geneva, 1974, V, XII, Report 491-1. Further information to be proposed at final meeting of study period 1974-1978.

20. Steele, R. Delta Modulation Systems, Pentech Press, 1975.

21. Otala, M. "Transient distortion in transistorised audio power amplifiers." *I.E.E.E. transactions on audio and electroacoustics*, 18, No. 3, September 1970, pp 234-239.

22. Levitt, H., McGonegal, C. A., Cherry, L. L. "Perception of slope-overload distortion in delta-modulated speech signals." *I.E.E.E. transactions on audio and electroacoustics*, 18, No. 3, September 1970, pp 240-247.

Wireless World index and binding

The *Wireless World* index for Volume 83 (1977) is now available, price 50p, including postage, from the General Sales Department, IPC Electrical-Electronic Press Ltd, Room CP34, Dorset House, Stamford Street, London SE1 9LU.

Volumes of *Wireless World*, including the appropriate index, can be bound by our publishers. Send the copies to Press Binders Ltd, 4-4a Iliffe Yard, Crampton Street, Walworth, London, SE17, with your name and address enclosed. Confirm your order and send it with the remittance (£6.05 including index for each volume) to the General Sales Department, IPC Electrical-Electronic Press Ltd, Room CP34, Dorset House, Stamford Street, London SE1 9LU.

In both cases, cheques should be made payable to IPC Business Press Ltd.

A novel approach to switching regulator design

Simultaneous use of feedback and feedforward for low ripple regulators

by D. M. Divan and V. V. Ghate

The design principle proposed here uses feedback and feedforward simultaneously to allow switching regulators to operate with a very low ripple. Unlike other designs, it requires no compromises in switching frequency, the bulk of filter components, transient response, circuit complexity or efficiency. The example circuit discussed in the text is a 7.6V, 5A, 25kHz switching regulator which is shown to have an output ripple of only 2 to 4mV r.m.s.

SWITCHING REGULATORS, whether of the self-oscillating type or the constant-frequency, pulse-width modulated type, have certain limitations. The high frequency ripple required for regulator operation can be of the order of 50 to 100mV for a d.c. level of 5 volts, and attempts to improve this figure normally require a compromise. The compromise may involve an increased switching frequency or a poor transient response, or both. The best switching regulators available today still have to make do with a 20mV ripple and a settling time that could be of the order of 50ms^{1,2,3}.

Other regulator problems faced by designers, especially those working with free running switching regulators, are stability, behaviour under light loading, variations of switching frequency with load and supply, the dependence of the output ripple on the filter, hysteresis, and the possibility of the regulator malfunctioning with certain types of reactive loads².

This article describes a new approach to regulator design that allows the designer to retain the advantages of the switching regulator without the accompanying disadvantages.

Principle of operation

The method which is to be described here uses feedback and feedforward simultaneously. A similar configuration was first used by P. J. Walker, in what he called a "current dumping amplifier", to get over distortion and thermal runaway problems in class B audio amplifiers⁴.

The principle can best be understood by considering the block schematic shown in Fig. 1. Consider the non-linear element N to be an arbitrary non-linear function. It can be shown that, if the voltage obtained at the output is to be

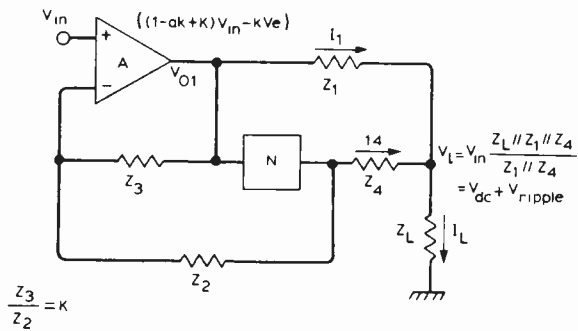
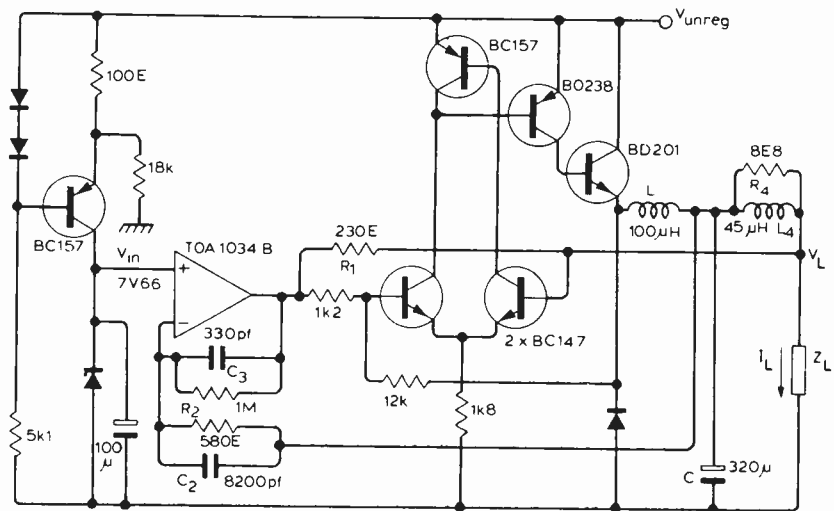
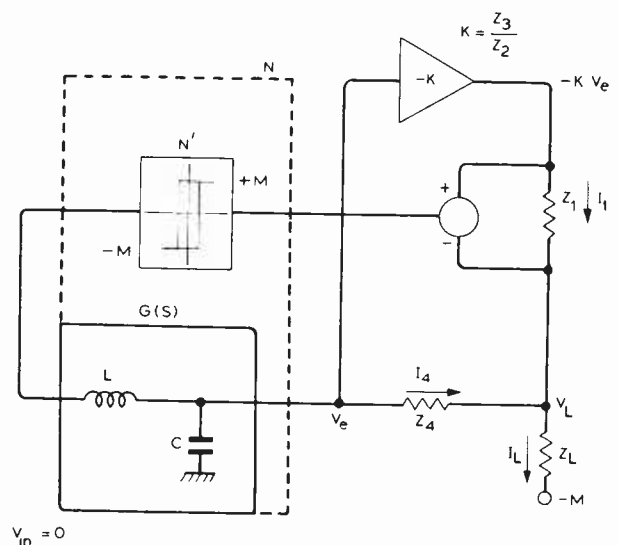


Fig. 1. Block diagram of a basic circuit showing how the use of both feedback and feedforward can result in error cancellation.

Fig. 2. (a) Block diagram of a switching regulator which incorporates feedback and feedforward. (b) Actual circuit diagram of switching regulator.



independent of $N(V_{01})$, the following condition has to be satisfied.

$$(Z_1 Z_2)/(Z_3 Z_4) = 1 \quad (1)$$

Mathematically, the equations indicate that the output is independent of the non-linearity, but it is not easy to get a physical feel of the circuit's operation, or to understand how the principle can be applied to improve the switching regulator design. The voltage $N(V_{01})$ can be said to consist of two parts, one part linearly dependent on V_{in} , aV_{in} , and the other, an error voltage V_e , independent of V_{in} . For the voltage V_{in} , the operational amplifier acts like a non-inverting amplifier and it can be derived that the output voltage is:

$$V_L = V_{in} \cdot \frac{Z_L // Z_1 // Z_4}{Z_1 // Z_4} \quad (2)$$

where // means "in parallel with".

This conforms to the expression calculated for the entire circuit. Considering V_e as an independent voltage source, the operational amplifier output will be $-(Z_3/Z_2)V_e$. The output voltage will be independent of V_e only when Equation 1 is satisfied. This way of looking at the circuit's operation, though not mathematically rigorous, allows the designer to get a feel of how the circuit operates, and to distinguish between the feedforward and the feedback mechanisms in the system.

The next step is the application of the principle to switching regulator design. A switching regulator is obtained if the non-linear block N is considered to be a switch having hysteresis followed by a low pass filter $G(s)$, as indicated in Fig. 2(a). The actual circuit is shown in Fig. 2(b).

Current flowing through Z_1 generates the voltage required to overcome the hysteresis of the comparator. As the capacitor C charges up, the operational-amplifier output voltage starts falling, eventually causing the current through Z_1 to change direction. This, in turn, makes the comparator switch again. The process is therefore self-sustaining. If the bridge, consisting of the elements Z_1, Z_2, Z_3 and Z_4 , is balanced, the output will be free of any ripple. In fact, the ripple voltage at the filter output is analogous to the error voltage V_e in the above problem, and it is cancelled by feedforward.

The concept of using feedback and feedforward together, though well known, has not previously been applied to the design of switching regulators. The method is attractive because a number of operations are performed by a single gain element. The operational amplifier provides feedback for precise regulation, feedforward for ripple cancellation, and ripple amplification. By amplifying the ripple the need for a very sensitive comparator is alleviated. The equations given above also hold for a real operational amplifier with a finite gain bandwidth product, albeit with

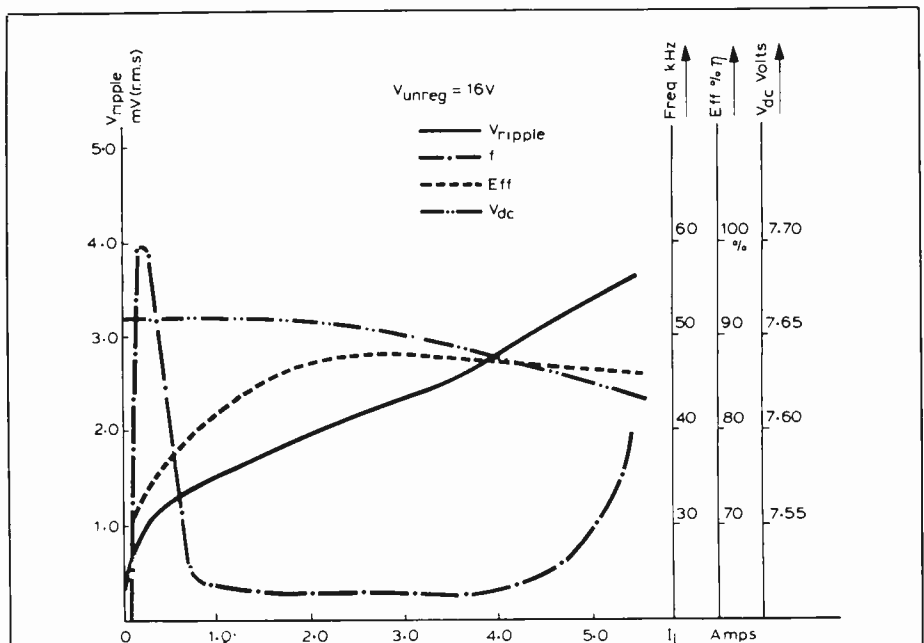


Fig. 3. Regulator characteristics for variations in load current when an unregulated input voltage of 16V is applied.

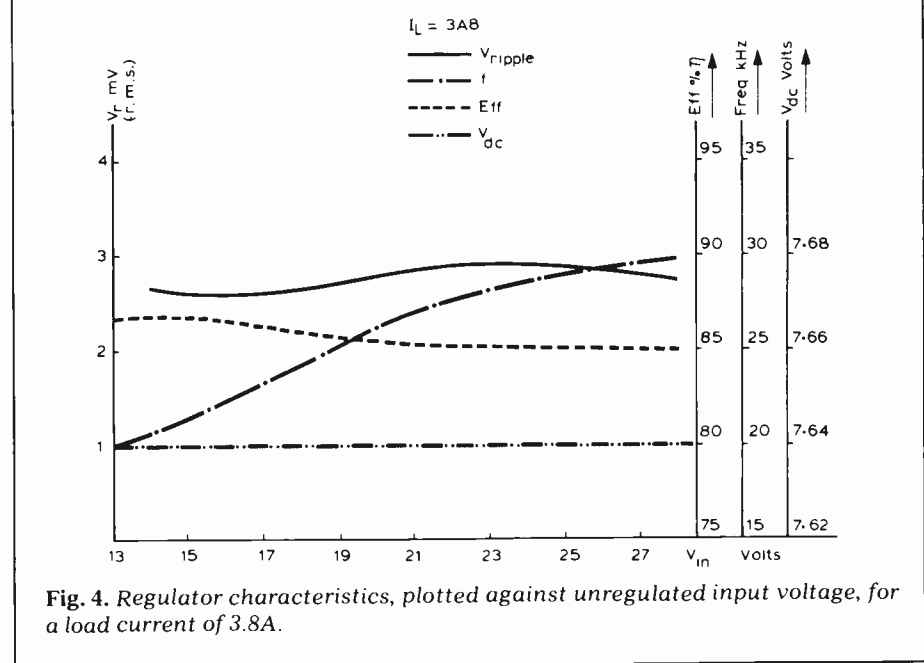


Fig. 4. Regulator characteristics, plotted against unregulated input voltage, for a load current of 3.8A.

minor modifications. Although the derivations are left for the interested reader, a simplified, nevertheless accurate, stability analysis of the system, using the describing function technique, yields an operating limit cycle which gives the switching frequency and the magnitude of the ripple that is to be cancelled⁵. A knowledge of both of these parameters is of prime importance to the designer.

Design procedure

The output impedance of the power supply can be shown to be equal to Z_1 in parallel with Z_4 . Consequently, to obtain good regulation, either Z_1 or Z_4 have to be inductors, so that the d.c. resistance of the branch is zero. Since most of the output current flows through Z_4 , making it the inductor helps to minimise power losses. A resis-

tor is used for Z_1 because the current flowing through it activates the comparator. It also allows the regulator to behave like a linear regulator for load currents which are insufficient to activate the comparator. Finally, to balance Equation 1, a resistor is chosen for Z_2 and a capacitor is chosen for Z_3 .

To obtain low output impedance, and to avoid (Z_3/Z_2) having a low value at higher frequencies, a resistance is added in parallel with L_4 and a capacitor is added in parallel with R_2 . The bridge balance condition is therefore maintained for all frequencies if the following equation is satisfied:

$$\frac{R_1 R_2 / (1 + sC_2 R_2)}{(1/sC_3) (sL_4 R_4 / (sL_4 + R_4))} = 1 \quad (3)$$

which requires that $R_2 C_3 = L_4 / R_1$ (4)

and that $L_4 / R_4 = R_2 C_2$ (5)

Capacitor C_3 can be reduced slightly if a real amplifier with a finite gain bandwidth product is considered.

The switching frequency can be calculated using the describing function technique. The analysis reveals that the switching frequency is independent of the load impedance, which is a desirable feature. An approximate value for the switching frequency can be obtained by the procedure given in the sample design below. However, an important constraint is the short-circuit current limitation of the operational amplifier. By decreasing the maximum current demand from the operational amplifier, the efficiency can be improved but this is detrimental to the transient response.

Regulator design

The following design steps refer to the regulator shown in Fig. 2(b):

For high frequencies, K is chosen as 25.

That is, in the limit ω approaches infinity:

$$(Z_3 / Z_2) = C_2 / C_3 = 25 \quad (6)$$

where $\omega = 2\pi f$

and from Equations 4, 5 and 6:

$$R_2 C_3 = L_4 / R_1 = \bar{R}_2 C_2 / 25 = L_4 / 25 R_4 \quad (7)$$

The operational amplifier has an output current capability of 40mA and a maximum voltage swing of 5V pk-to-pk is to be allowed at its output. To allow a correction current of 10mA, R_1 should be 230 Ω , and to allow the same amount of correction current to flow through Z_4 , L_4 is fixed at 45 μ H, corresponding to an operating frequency of 25kHz. Assuming a value of 330pF for C_3 , the values of R_2 , C_2 and R_4 must be 580 Ω , 8200pF and 8.8 Ω respectively.

While calculating the exact values of the filter components L and C , it is necessary to consider the load on the filter due to L_4 . A complete analysis can only be made using the describing function technique. The relationship between the operating frequency f , L and C can be determined very approximately by considering that, at the frequency of operation, a 16V pk-to-pk square wave is attenuated to a 200mV pk-to-pk triangular wave by a low pass filter having an inductor ($L + L_4$) and a capacitor C with its equivalent series resistance. A 520 μ F capacitor was used with an equivalent series resistance of 0.12 Ω and an inductor (L) of 100 μ H.

Performance data

Performance curves for the regulator indicated in Fig. 2(b) are given in Figs 3 and 4. Fig. 3 gives curves for efficiency, output ripple, regulation and switching frequency as functions of the output current and Fig. 4 shows how the same parameters vary for different input voltages.

Referring to the design described, the equations for calculating the frequency of operation are valid only when the

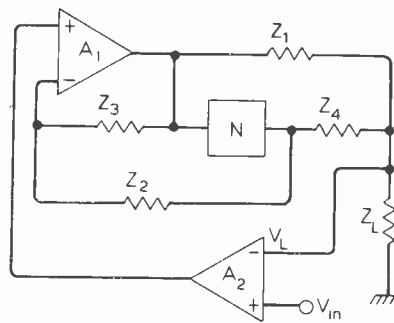


Fig. 5. Block diagram of circuit giving improved regulation performance. Amplifier A_2 should have a larger time constant than A_1 .

ripple current through the inductor L does not decay to zero. For very light loading the equations do not hold and the regulator tends to behave like a linear regulator and operates at very low switching frequencies. The switching frequency is highest at the point beyond which the regulator stops acting in the linear mode. For load currents higher than 600mA, the frequency of operation remains more or less constant until the inductor L starts saturating.

The efficiency of the regulator compares favourably with other switching regulators^{1,2}. Also, the load regulation is seen to be within 0.6% and the line regulation is better than 0.15% for a 100% change in the input voltage.

For any input or load condition the output ripple is seen to be within 4mV r.m.s. and spikes on the output are within 40mV pk-to-pk. Better ripple performance can be obtained by improving the bridge balance, minimising stray capacitances and improving ground layout. On a breadboard prototype made by the authors, these factors significantly affected the performance of the regulator. The ripple at the switching regulator output is reduced by 26dB by the feedforward mechanism.


By following the schematic in Fig.5¹, the regulation performance of the regulator can be further improved.

Conclusions

It has been seen that the performance of a self-oscillating switching regulator can be improved by the simultaneous application of feedback and feedforward. This principle can be applied to a constant frequency, pulse-width modulated switching-mode supply without any conceptual changes.

By combining feedback and feedforward, it is possible to design a switching regulator with the following characteristics:

- Extremely low output ripple — despite the use of a low switching frequency and small filter components.
- High efficiency — resulting from a low switching frequency.



Deepakraj M. Divan received his B. Tech. degree in Electrical Engineering from the Indian Institute of Technology, Kanpur, India in 1975. He worked for two years for Messrs. Philips India Ltd as a development engineer with their electro-acoustic development laboratory where he worked primarily on the design and development of audio system components. Presently, he is working in the field of power electronics towards an M.Sc. in Electrical Engineering at the University of Calgary, Calgary, Canada.

- A reasonably constant switching frequency over a large operating range.
- Very good regulation.
- Ripple amplification — enabling the use of an extremely insensitive comparator.

References

1. Dudley, B. W. and Peck, R. C., High efficiency modular power supplies using switching regulators, *Hewlett-Packard Journal*, p.15, Dec. 1973.
2. Haver, R. J., Switched mode power supplies — highlighting a 5V, 40A inverter design, *Motorola Application Note AN-737*.
3. Runyon, S., Focus on switching power supplies, *Electronic Design*, 27 Sept. 1975.
4. Walker, P. J. and Albinson, M.P., Current dumping audio amplifier, *Wireless World*, p.560, Dec. 1975.
5. Gibson, J. E., Non-linear automatic control, McGraw-Hill Book Corporation, p.342. □

Liquid crystals

A summary of one of the most widely-used display techniques

by J. C. Varney, Ebauches Electronics SA, Switzerland

Watches containing liquid crystal displays are now widely available and liquid crystal panel displays are becoming more widely used. Yet the name — liquid crystal — appears to be an anomaly and the question "How can a crystal be a liquid?" is continually asked. Then again, when the display is described as a thin film of liquid crystal sandwiched between two transparent, conductively-coated glass plates, the problems involved in making reliable devices are not obvious.

A SOLID CRYSTAL is a material in which the constituent ions or molecules are rigidly held in a specific lattice structure; in other words, they are well ordered. In a liquid crystal the material is fluid but the constituent organic molecules are still ordered to some degree, the degree of ordering determining the type of liquid crystal. Thermotropic liquid crystals¹ occur when a solid crystal is melted and exist until the fluid becomes clear and isotropic. This means the liquid crystal properties occur over a temperature range and, for a display system, this range should cover the operating temperatures likely to be met.

In a nematic liquid crystal, where the molecules generally lie parallel to each other, the main properties are the differences in dielectric constant and in

refractive index values parallel with, and perpendicular to, the long axis of the rod-like molecule. These differences are termed the dielectric anisotropy and the optical anisotropy respectively. The former gives rise to a torque on the molecule in response to an electric field such that, with negative anisotropy, the molecule lies perpendicular to the field while with positive anisotropy it will tend to lie parallel to the field. Combined with the optical anisotropy, reorientation of molecules leads to modifications of the light transmission properties of thin films of the material.

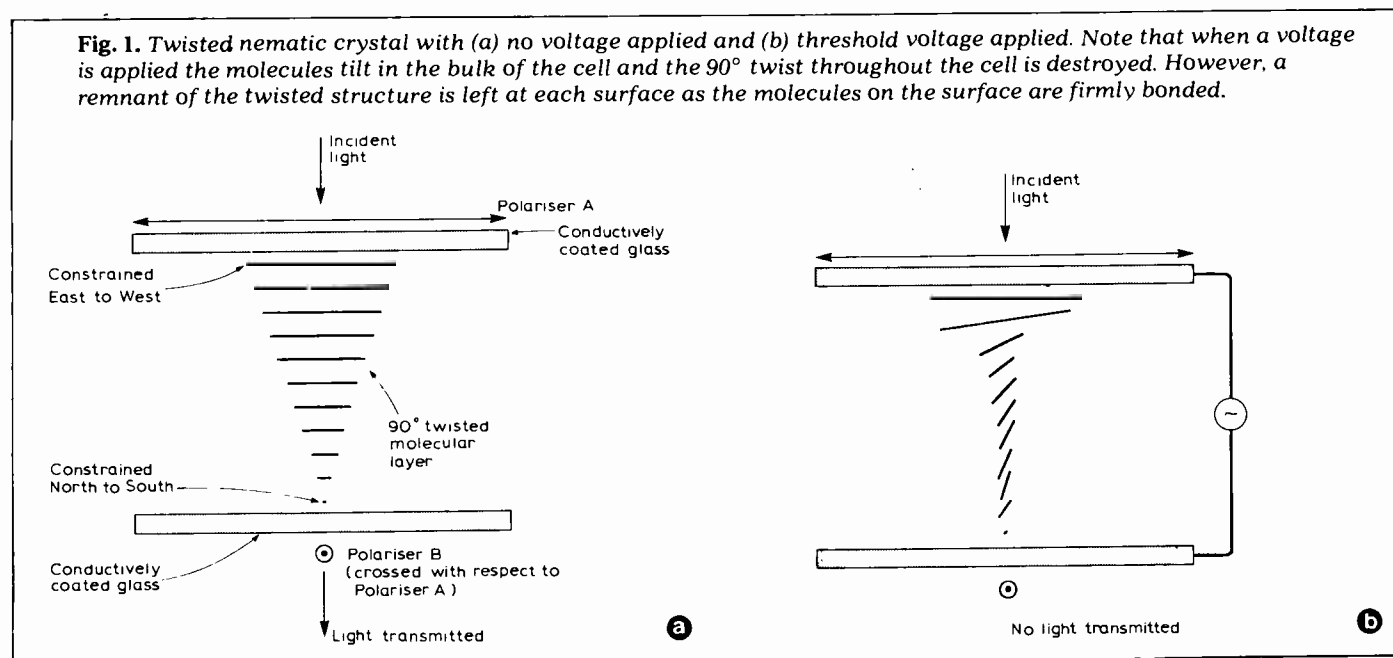
A display device can now be envisaged as a thin film of material whose optical properties are changed by the application of an electric field but the precise ways in which the properties change are many and varied. The first electro-optic phenomenon used practically was termed dynamic scattering. If a negative dielectric anisotropy material is doped to become slightly conductive, the interaction between dielectric realignment and ionic current flow causes turbulence in the film. Ambient light is scattered to produce a cloudy display against a clear background. It should be stressed that liquid crystal displays do not emit light but merely act on light passing through the system.

The thin film is made by sandwiching

the liquid crystal between two glass plates each with a transparent, conducting coating of tin or indium-tin oxide. The shape of the display is determined by the pattern selectively etched on the two coatings and the distance between the plates is set by a spacer about 12 μ m thick. The first room temperature nematic liquid crystals were very sensitive to moisture and a hermetic cell had to be developed to give them a useably long life. Cell fabrication techniques vary throughout the industry but generally the sealing and spacer material used is a glass frit although thermoplastics are also used.

The cells can be filled using the two hole method, where two holes at opposite ends of the cell allow the liquid crystal to be injected at one end and air to escape at the other. More commonly, the vacuum fill technique is used where a cell with one hole is evacuated and then dipped into a liquid crystal, atmospheric pressure forcing the material into the cell. Final seals include indium plugs for the hole, solder end-cap sealing techniques and even laser-heated, glass frit soldering. The cell should be driven by a.c. since the use of d.c. causes electrolysis effects which substantially reduce lifetimes.

While the dynamic scattering effect is still used for large displays, another effect has superseded it in the smaller



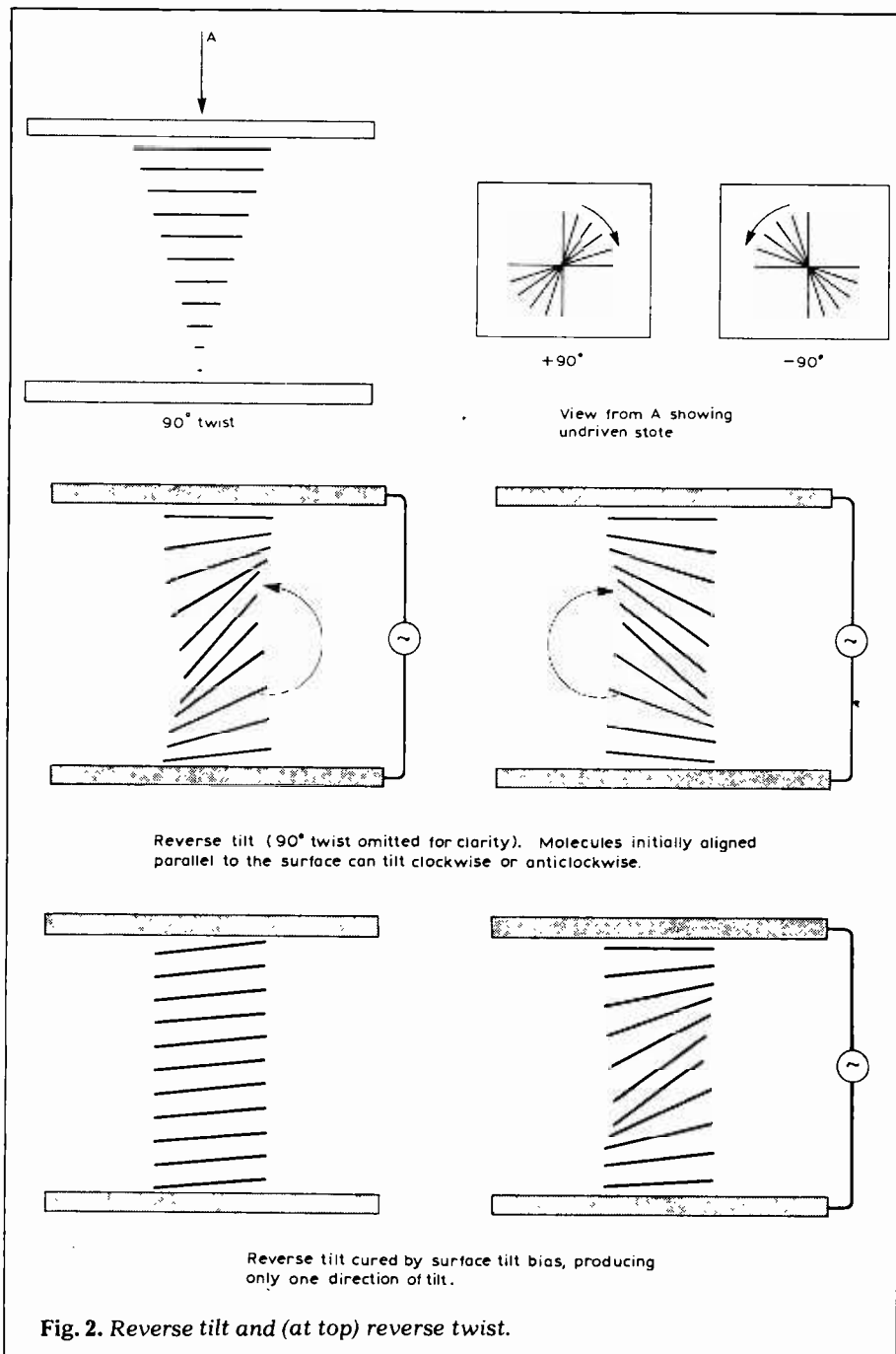


Fig. 2. Reverse tilt and (at top) reverse twist.

panel meter and watch displays. This is the twisted nematic² (sometimes called the field effect) display where molecules on the glass plates are constrained to lie at ninety degrees to each other so imposing a ninety degree twist in the molecular structure. This molecular structure guides the polarisation of light passing through the cell so that inserting a twisted nematic cell between crossed polarisers allows light to be transmitted (Fig. 1a). Using a positive dielectric anisotropy material, application of an electric field destroys the twisted structure, and stops the guiding effect and so the polariser and cell sandwich does not transmit light. Two types of display are possible: dark on clear with crossed polarisers; or clear on dark with parallel polarisers. Coloured displays³ can also be made by using optical effects, such as coloured polariser material, or a birefringent layer.

Material stability problems using the original room temperature materials could still exist with the twisted nematic although the cell techniques employed enable these materials to be successfully used. The invention of the extremely stable biphenyl liquid crystal family⁴ slightly relaxed the demands made on the cell technology and a positive dielectric anisotropy mixture of the biphenyl family can have a nematic range of -10° to 60°C .

The main problem peculiar to the twisted nematic display has been achieving the desired molecular orientation at the glass surface. Evaporation of a dielectric material⁵, e.g. SiO_2 , at an angle to the surface has been generally adopted. The orientation of the molecules at the surface depends on the angle of evaporation, the molecules tending to tilt away from the surface at certain angles. As the tilt angle gets smaller, so the viewing angle

of the display increases and the voltage response curve becomes more non-linear, both desirable qualities.

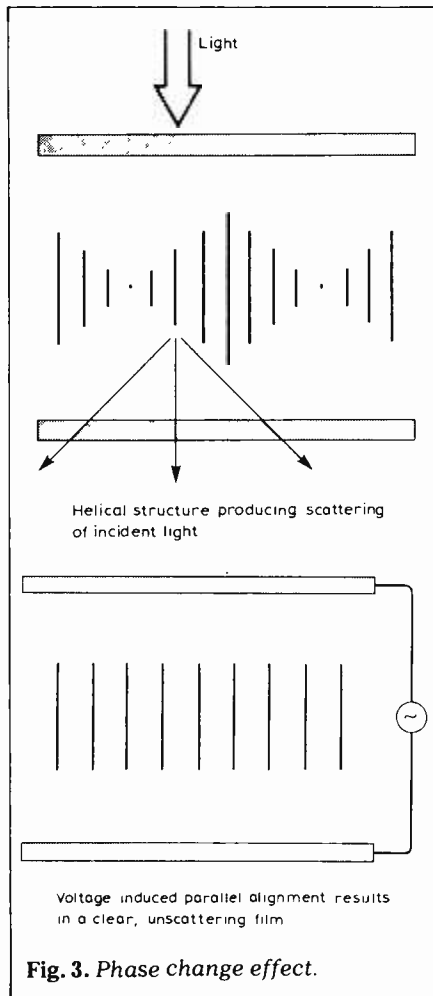
Early twisted nematic displays, and some less well-made present displays, suffer from reverse twist and reverse tilt (Fig. 2a). Reverse twist occurs when the ninety degree twist is in a different sense, i.e. $+90^{\circ}$ and -90° , in various areas of the cell so giving rise to a patchy appearance in the undriven state. It can be cured by the addition of a small amount of cholesteric liquid crystal⁶. (See *Wireless World*, May 1975 p.229-234.) The cholesteric material is a nematic with an inherent twist which biases the twisted nematic towards one twist sense. Reverse twist occurs when the molecules are parallel to the surface so that when a voltage is applied the molecules in the centre of the film can be reorientated in either direction to produce regions of different tilt angles, and a patchy appearance in the driven state. Reverse tilt in the driven state can be solved by giving the surface molecules a slight tilt to bias the driven-state tilt-angle in one direction.

The main advantages of the twisted nematic over dynamic scattering are the reduced power consumption (because the twisted nematic is a pure field effect while dynamic scattering requires current flow), enhanced contrast and greater aesthetic appeal.

At present the twisted nematic display is the dominant liquid crystal display in the watch and panel meter markets. The best displays have a wide viewing angle, reasonably bright background, no patches in either 'on' or 'off' areas and appear generally uniform. Response times are of the order of tens of milliseconds and, again, the best displays do not have the sluggish appearance of the poorer quality displays. Early liquid crystal displays tended to fail after a short time but, with the improvement in cell fabrication techniques, and the use of a.c. drive and newer materials, lifetimes of five years have been generally quoted, with longer lives anticipated as test data is accumulated.

What of the future? It seems probable that the twisted nematic liquid crystal display is perfectly suited to use in watches with respect to both the power requirements and the interface with c.m.o.s. circuitry. Under development at the present time is the dyed phase change effect⁸ where a dichroic dye (absorbing when light is polarised parallel to the long axis of the dye molecule, non absorbing when light is polarised perpendicular to the dye molecule long axis) is dissolved in a cholesteric-nematic mixture. The cholesteric imposes a twist on the nematic so that a helical structure is formed and, because of the dye, this appears coloured in the undriven state.

Application of an electric field to the positive dielectric anisotropy material results in a breakdown of the helical structure so that the display appears



clear due to the dye realigning in sympathy with the voltage realignment of the nematic molecules (Fig. 3). This display is brighter than the twisted nematic display since it does not require any polarisers, and it is hoped to make the contrast sufficiently high by the development of suitable dyes. The effect is considerably faster than the twisted nematic but requires higher drive voltages and quite stringent control of cell spacing. The main problem lies in developing dyes with good solubility in the nematic material, good dichroic properties, good colour characteristics and the required resistance to u.v. light. These are not trivial and no satisfactory solution has yet been found.

Many of the liquid-crystal display products on the market now employ multiplexing techniques. This means that instead of each segment being directly driven, the applied voltage is time-shared between several segments. Unlike l.e.d.s for example, where multiplexing is easy due to the unidirectional, non-linear behaviour of the device, liquid crystals are not easy to multiplex. Since the device has a poor voltage threshold which also varies with temperature, multiplexing of liquid crystals is usually limited to two or three ways and is used extensively in the Japanese calculators and some watches. As the techniques improve, multiplexing will become commonplace in the field of liquid crystal displays, more especially so if the number of

ways can be increased, and dedicated, multiplexing integrated circuits become readily available (the latter being particularly important for the o.e.m. market).

One common criticism of early liquid crystal displays, particularly in watches, was that they could not be seen in the dark. This has been overcome by two techniques; the first uses a filament microbulb plus a plastic light pipe to direct the light behind the display. The second technique uses tritium-activated "betalights" where pressurised tritium gas (radioactive hydrogen), inside a glass tube, emits electrons ('beta' particles) to strike a phosphor coating on the inside surface of the tube. This coating emits the desired light and these devices have a useful life of over 15 years.

Liquid crystal displays have come a long way since the first prototypes were made and the development effort now in full swing throughout the world promises to improve the devices even further. The advantages of low power consumption and continuous display will enable them to dominate the digital watch and calculator markets. With the multiplexing and aesthetic improvements on the way, liquid crystal displays will find applications in many of the markets where l.e.d.s and fluorescent displays now dominate. □

References

1. de Gennes, P.G. "The Physics of Liquid Crystals", Clarendon Press, 1974.
2. Schadt, M. & Helfrich, W. "Voltage dependent optical activity of a twisted nematic liquid crystal", *Appl.Phys.Lett.*, 1971, 18, pp.127-128.
3. Tobias, M. "International Handbook of Liquid Crystal Displays 1975-76", Ovum Ltd, 1975.
4. Gray, G.W. et al. "New family of nematic liquid crystals for displays", *Electronics Letters*, 1973, 9, pp.130-131.
5. Janning, J.L. "Thin film surface orientation for liquid crystals", *Appl.Phys.Lett.*, 1972, 21, pp.173-174.
6. Raynes, E.P. "Twisted nematic liquid-crystal electro-optic devices with areas of reverse twist", *Elect.Lett.*, 1973, 9, pp.101-102.
7. Raynes, E.P. "Improved contrast uniformity in twisted nematic liquid-crystal electro-optic display devices", *Elect.Lett.*, 1974, 10, pp.141-142.
8. White, D.L. & Taylor, G.N. "New absorptive mode reflective liquid crystal display device", *Journal Applied Physics*, 1974, 45, pp.4718-4723.

BOOKS RECEIVED

Unique IC Op-Amp Applications, Audio IC Op-Amp Applications, and IC Op-Amp Cookbook are three paperback books by Walter G. Jung.

The first two are smaller publications which have been extracted from the third. All of the volumes are packed with circuits, graphs and device information which makes them suitable for practising engineers or amateurs and hobbyists. Many of the circuits have worked examples showing how the component values are calculated which enables readers to design or modify circuits. Howard W. Sams & Co. Inc., 4300 West 62nd Street, Indianapolis, Indiana 46206, U.S.A.

Video Yearbook 1978 edited by Angus Robertson of Video and Audio Review. This second edition now contains 75 categories covering all forms of video equipment as well as audio, teletext and viewdata products. Most of the sections contain an alphabetical list of manufacturers together with brief product details. Other useful categories cover services, books, international television standards, jargon, journals, organisations, programme supplies and libraries. The book is sprinkled with photographs and concludes with an index section. Price £7.95 hardback, pp.440. Blandford Press, Link House, West Street, Poole, Dorset.

Electronic Communications by Dennis Roddy and John Coolen is intended for telecommunications students, and assumes a detailed knowledge of electronics and mathematics. The book is divided into five sections which cover communications fundamentals, electronic communication circuits, modulation of signals, transmission and radiation of signals, and communication systems. Two appendices cover logarithmic units and the transverse electromagnetic wave. Each section concludes with a list of problems. Pp.706 hardback. Reston Publishing Company, Inc., Reston, Virginia, U.S.A.

Digital IC Equivalents and Pin Connections by Adrian Michaels is a useful low cost data book ideally suited to the experimenter. Each listed device has information on its package, pin connections, logic family, function, country of origin, manufacturer, European and American equivalents. Price £2.50 paperback, pp.316. Babani Press, The Grampians, Shepherds Bush Road, London W6 7NF.

Handbook of Linear Integrated Electronics for Research by T. D. S. Hamilton is suitable for engineers and scientists who require a concise description of modern circuit operation. Each section is provided with numerous references for further reading and an index lists authors directly named in the text. Ten chapters cover amplifiers, feedback systems oscillators, power supplies, circuit functions and devices, optoelectronics, and signal detection. A final chapter gives a list of references which describe general circuit applications. These notes have been selected primarily for their use of i.c.s in electronic systems. Price £14.50 hardback, pp.469. McGraw-Hill Book Company (UK) Ltd, Shoppenhangers Road, Maidenhead, Berks.

TRAFFIC INFORMATION BROADCASTING

We read with interest the BBC article by S. M. Edwardson on broadcast traffic information systems published in your January issue. We are very disturbed at the suggestion that the BBC system may be less costly than ARI. We disagree. Moreover, the BBC system has not yet proved itself. ARI is already operational.

The BBC's assessments of costs were based on 1976 prices. According to our calculations, we believe that the comparative costs for 1978 should read as follows:

	ARI £	BBC £
Capital cost	12,000	8,000,000
Additional decoder/receiver costs (assuming all motorists with radios add the traffic information system)	117,000,000	156,000,000
Totals:	£117,012,000	£164,000,000
Minimum additional cost of the BBC system: £47 million		

If, as is suggested in the BBC article, motorists were also to convert their home radio for breakfast listening, the special receiver cost would double, making the additional cost of the BBC system some £200 million! ARI involves no extra cost at home.

Of course, both the above figures are totally "pie in the sky" and are useful for comparison purposes only. There is no way that many motorists will be prepared to purchase special BBC fixed frequency add-on receivers which are only suited to providing traffic information at £20 or so (plus installation). On top of that, it would be necessary to find space on the crowded, modern car dashboard for the BBC receiver.

ARI, on the other hand, is undergoing dramatic growth on the Continent. It is spreading internationally – well over 2 million motorists have purchased ARI equipment (increasing by over 1 million a year, after only 3 years of life!) and 30% of newly registered cars in West Germany are fitted with ARI radios offered by all leading makes. So in terms of cost and acceptance, ARI is already well ahead.

Furthermore, all motorists with normal car radios can listen to traffic broadcasts put out by the ARI stations.

On the practical side, the BBC system poses many problems. Firstly, the BBC system requires a fixed frequency. With entertainment band transmitters booming in number from 4400 to over 10,000 in ITU regions 1 and 3 from November this year, there can be no chance of a fixed frequency being allocated in the entertainment broadcasting band – either in Britain or anywhere else. So the broadcasts would have to be made on a frequency outside the medium wave, motorists would be forced to buy special receivers to receive traffic information. With ARI, listeners can tune into traffic information stations in the normal way on standard radios at no extra cost at all!

Secondly, will broadcasters cease to provide traffic information on entertainment stations if the BBC system were to get under way? At present BBC research shows that 87% of motorists with radios welcome present traffic information services; so would broadcasters be prepared to upset their listeners by ceasing these services? AA research shows that nearly as many people partly listen to



their car radio for traffic information as for pop music – so traffic information clearly belongs correctly within the output of entertainment stations.

If we assume that broadcasters continue to issue traffic information, welcomed by 87% how many motorists would be prepared to buy a special BBC traffic-message-only, fixed-tune receiver? We believe very few.

The BBC system requires many more years of research, development and then, perhaps, installation of the necessary 70 or so special transmitters. ARI is tried and proven and can be plugged in overnight at £625 per transmitter. Motorists would receive immediate, urgent help. Moreover, during the time that the BBC system will take to develop, much more sophisticated driver guidance systems will become available. (Our own ALI Driver Guidance System using induction loops and providing individual drivers with directional guidance as well as traffic messages is already developed, ready for installation, and undergoing widescale assessment.)

The BBC has championed the need for an alternative system to ARI largely because in the late 1960s, when ARI was first on the drawing board, it was considered that ARI was an f.m. system and not suited to predominantly medium and long wave Britain. Two things were overlooked. Firstly, ARI was first developed for operation on medium and long waves – and even now is broadcast on these wavebands on the Continent. Secondly, overcrowding of the medium waveband, especially in the next few years, has led to a need for Britain to develop its f.m. broadcasting capability. Even now the BBC is advertising to educate the public to purchase radio sets which include the f.m. bands!

ARI has never been disputed as the only suitable system available for f.m. broadcasting, endorsed as such by the EBU. The BBC has also expressed this view. So ARI is clearly both versatile and better suited to the future needs of broadcasting and reception.

Clearly it is advisable to study and consider new and alternative systems of communication with motorists. We at Bosch and Blaupunkt are actively doing so. But meanwhile, surely, it would be better to accept the ARI system now and provide motorists with immediate help in receiving the services already available.

Andrew Rodger
on behalf of Blaupunkt-Werke GmbH
Watford

Mr Edwardson replies:

Mr Rodger has made so many misleading statements that I hardly know where to start, but perhaps it would be a good idea to make a fundamental point to begin with. Whereas the BBC has proposed a dedicated total

system, aimed at providing detailed local traffic information for those who want it, ARI is simply an aid to receiver-tuning and nothing more. ARI enables a listener to identify those broadcasting stations that are scheduled to transmit occasional traffic information messages in the way that BBC Radio 2 and BBC local radio stations operate at the moment. The obvious snag with this type of broadcasting is that only general information in limited amounts can be given and all listeners have to receive it whether they want to or not.

Having recognised this truth, further comparisons are almost pointless. Nevertheless, it is perhaps worth noting that Mr Rodger's cost figures boil down to a statement that a v.h.f. receiver with ARI would cost less than an l.f./m.f. receiver with Carfax. Manufacturers' estimates lead us to expect that a complete l.f./m.f. car radio with Carfax will cost about £50, in contrast to at least £150 for the cheapest ARI receiver capable of giving a choice of programme with automatic changeover to other stations broadcasting traffic information service inserts (one such receiver costs £740).

I wonder whether Mr Rodger is really serious when he writes of ARI's dramatic growth? He must surely be aware of the research work now going on into station and programme identification systems for use in radio broadcasting. If he wants a tuning aid, these new digital systems are well advanced and will do the tuning-aid job of ARI using only a fraction of their available capacities.

On the subject of an operating frequency or channel allocation, what more economical use of spectrum space can anyone envisage than a system that provides local information, yet potentially requires only one frequency for the whole world?

Carfax is a new but well developed system that will no doubt further evolve and improve with operating experience over the years. During this time, its usage will expand and its cost to the motorist will decrease. I am sure that *Wireless World* readers will appreciate that we have been well aware of the German system for some time and have studied its operation thoroughly. The more we see, the less we like it and the more convinced we are that the BBC proposal is much superior. By the way, when did the BBC endorse ARI? We have no such knowledge.

S. M. Edwardson

THE NRDC—FAILING IN ITS DUTY?

It is a great pity that the NRDC, as a result of one correct investment decision some twenty years ago, has the funding to regularly re-whitewash itself, while those like myself who have suffered severely at its hands lack the funding or motivation to put the record straight.

In the January issue, page 72, you quote the NRDC chairman as saying, "To my knowledge, . . . there is no record of anyone leaving, going away from the NRDC and making a success of their invention somewhere else." I am such a case. After the NRDC put £1,000 into my invention, called "C.A.M.", and proclaimed that they wanted to support it further, I told the Secretary for Industry that I would never again try to do business with the NRDC. My inventions have

since received over £50,000 of government support. (*Computer Weekly*, Dec. 8, 1977, page 12.)

It is very rare for an inventor to escape from the destructive clutches of the NRDC. In *The Spectator*, Feb. 16, 1974, page 211, I described the technique by which the NRDC sabotages inventors (including myself) who approach them. My charges were never answered. While it is true that the NRDC admitted to mishandling my case, I have come across many other instances of similarly destructive behaviour.

A senior official of the NRDC said to me, "We are not supporting private inventors any more. All inventors hate us. We are a merchant bank now."

So long as it is generally known that the NRDC is not carrying out its proclaimed duty, to support private invention and new industry, it will do much less damage than it has done in the past. The trouble is that they have the funding and the motivation to continually re-whitewash themselves as more and more evidence of their destructive behaviour comes to light.

The damage to myself and my invention was very severe; a direct loss of one year in pushing forward my invention; very severe psychological stress when they played cat and mouse with me during that year. Years later, I still find it difficult to behave in a trusting manner with other government departments. I continue to suffer damage because it is difficult for other government departments to come in and try to fulfil the role that the NRDC should be fulfilling in my case. Mine is exactly the kind of case that the NRDC was set up to support; a major breakthrough in computer architecture and microelectronics requiring an investment of the order of £20,000 to £100,000.

On 24 July 1973, a government select committee called for an urgent enquiry into the behaviour of the NRDC (Third Report from the Select Committee on Science and Technology. Tracked Hovercraft Ltd. Session 1972-73). About a year ago, another report from the same committee, coincidentally also called "Third Report . . .", again lambasted the NRDC and called for an urgent inquiry into its behaviour.*

If the future of this country depends on the development of new products and new industries, this destructive behaviour over a period of so many years will be perhaps the major cause of our decline. Certainly I believe the NRDC is doing more damage to our economy than shop stewards in the car or shipbuilding industries.

Sir Monty Finniston, currently chairing the government inquiry into the state of the engineering profession, was in the NRDC from 1963 to 1973, the period during which I know they did a great deal of damage. He must at best repudiate the

NRDC, or at least explain his attitude to them, if we are to have any confidence that his current activity will be helpful. Does Sir Monty agree with the Select Committee that ". . . the conduct of the NRDC towards the staff of Tracked Hovercraft Limited falls far short of that expected of a good employer."? (Third Report, 24 July 1973, para. 49). Does he agree that ". . . the structure and powers of the NRDC are in need of urgent and fundamental review."? (*ibid.*, para. 220).

Speaking more generally, can nothing be done about this cancer in our midst, the NRDC?

Ivor Catt,
Computer Associative Modules Ltd,
St Albans,
Herts.

AUDIO EQUIPMENT REVIEWS

Allow me to call to your attention errors of fact which appear in Mr Raymond Cooke's letter in your last issue.

This matter really begins with your news item in the February issue (p.34) in which Mr Cooke, on being interviewed, stated that he was not invited to the preliminary discussion of measurement techniques to be employed in the forthcoming issue of *Hi Fi Choice Loudspeakers*. In fact, an oral invitation was given to a representative of his company, but in the event, no representative attended the meeting.

As for laboratory facilities being made available by KEF, the facts are that such computer facilities were made available by KEF in the previous "30 Loudspeaker Tests" for *Hi Fi For Pleasure* in 1976, taking advantage of KEF's then policy of encouraging the use of accurate measurement systems to review products in the British press. I was grateful for this facility. However, in the present project under discussion, I made a point of not asking KEF Electronics for computer facilities, but instead invited another manufacturer with similar capabilities, because I felt it would be fairer to both companies. In any event, the KEF tests that were required and conducted in 1976, were completed in less than one working day, a Saturday, with no apparent disruption of the firm's activities.

With regard to the present testing of 60 loudspeakers, the second manufacturer later withdrew his permission for our use of the computer and other facilities which he had earlier promised. As it happens, this merely meant in practice that we had to spend more time in compiling the test results. In other words, the refusal by the second manufacturer merely cost us more time and did not invalidate the tests themselves.

I would agree with Mr Cooke that a period of four to five months is needed for this type of evaluation, and in fact this was the precise period of time taken for our test and report. His comment of "less than two months" is inaccurate. As for the remark that it was undertaken by "one man with borrowed equipment" I would like to point out that in all, there were in addition to myself one assistant for a large proportion of the time, and a total of three persons engaged in the anechoic testing, plus a hired musician and six panellists, one of whom was an independent consultant who is professionally engaged in the recording industry and who was

commissioned to give his professional opinion on the products. In other words, I was the overall director and scientific manager of a team.

As for "borrowed equipment" this amounted to the hiring of a B & K gating unit, the remaining complete B & K audio testing station and ancillary equipment used being my own property. The D.o.E. anechoic facilities at Garston, Watford were hired, not borrowed, as is the case with several major manufacturers.

Finally we have to ask what is a "shoe-string"? To my knowledge the allocation of funds for this project was far in excess of anything that has been provided to date by other comparable hi-fi periodicals.

I realise that Mr Cooke has the interests of the hi-fi industry and its products at heart. In fact, KEF products usually, and deservedly, receive a good press. In the previous issue of *Hi Fi Choice* KEF products were outstanding. Furthermore, KEF took a great interest in that issue and contributed descriptive material in the introduction.

Finally, may I point out that full details of test philosophy, procedure and limitations are exhaustively discussed in the new issue of *Hi Fi Choice*, and if *Wireless World* readers have any reason to doubt the sincerity of *Hi Fi Choice* or its consultant reviewers, they need only read that issue to judge for themselves.

Martin Colloms
London NW6

AUDIBLE AMPLIFIER DISTORTION

I am not sure just what Mr Howard (February letters) means by "transfer distortion", since it is a term I cannot recollect having seen in the literature. It seems to me that all amplifier distortion is, by the very nature of things, transfer distortion, i.e. distortion introduced while the signal is being transferred from the input to the output of the amplifier. Thus Mr Howard's introductory remark seems to mean simply that Peter Walker and I regard it as important to assess the audible performance of an amplifier by investigating its distortion. What else could we reasonably do?

Mr Howard states that the validity of the technique of listening to the distortion by itself rests firmly on the assumption that interaction of sub-threshold distortion with signal does not take place in the ear/brain complex. However, as he himself points out, the fact that such interaction can be shown to occur under certain highly artificial conditions, as described in the paper by G. Oster, does not necessarily mean that it would produce degradation of music signals. Indeed, there is plenty of evidence to show that, when listening to music, distortion must be considerably above the normal threshold-of-hearing level in order to be heard, or its presence in any way perceived. However, I grant that, in the light of these interesting findings about sub-threshold binaural beat perception, I perhaps ought not to have said that it "quite inescapably" follows that because the distortion of an amplifier is inaudible by itself, the amplifier may be regarded as subjectively perfect. So what is the evidence to show that this conclusion is nevertheless correct? The evidence is of several kinds, as follows.

* "Third Report from the Select Committee on Science and Technology. University — Industry Relations. Session 1975-76." Published 26 Oct. 1976. H.M.S.O., price £1.15.

"There was little indication in the evidence of either the NRDC of the Department of Industry that they were aware of the extent of the criticisms levelled against the Corporation. There was, indeed, an air of complacency about their evidence. This is a matter for concern in itself. . . ." — page 70, para. 5.55. Also, "It may well be that these functions would be better performed by a new institution without the accumulated scepticism and indifference which NRDC's policy and activities appear to have generated in some quarters." — page 72, para. 5.59.

Firstly, it is always found that with a good amplifier, whose distortion is inaudible when listened to on its own, the distortion has to be increased quite a lot before it begins to produce a just perceptible effect on musical quality. This increased distortion, when listened to on its own, is then found to be easily audible.

Secondly, it is well established that recording most kinds of live programme material on a first-class tape recorder does not result in any readily appreciable degradation in quality, except, perhaps, with regard to signal-to-noise ratio when the dynamic range is very wide. Yet doing this introduces peak distortion which may well be 40dB greater than that of a first-class amplifier, and which, reproduced by itself, is clearly audible far outside the room in which it is reproduced.

Thirdly, it is demonstrable that the distortion produced by a good amplifier is much quieter than the distorted acoustic output from a Dust Bug, which can easily be heard all over the room on heavily modulated passages if the volume control is turned down. But does anyone seriously suggest that the acoustic output from a Dust Bug is of any consequence?

Another method for temporarily increasing the distortion of an amplifier, while keeping the character of the distortion the same, and which is sometimes more convenient than that mentioned in my November 1977 article, is to alter the β -network to give less negative feedback and insert a corresponding amount of passive attenuation in front of the amplifier. This method should only be used, however, by those in a position to make quite sure that no kind of overloading occurs in the amplifier, for drastic overloading would invalidate the soundness of this technique.

For reasons such as the above, particularly the first, I think one is actually very safe indeed in maintaining that if distortion on programme is inaudible by itself, it won't be audible, or in any way perceptible, when accompanied by the masking effect of the programme. Masking effects are quite large and some of the broad facts about them are well established¹. They are not invalidated by the fact that if a relatively loud tone, at frequency well below 1000 Hz, is presented to one ear by means of an earphone, the other ear can just detect, by means of beats, the presence of a tone of nearly the same frequency at a level somewhat below its normal threshold-of-hearing level. These highly artificial conditions never apply in normal circumstances.

I was sorry to find that Professor Felgett (February letters) thinks I threw the baby out with the bathwater, in my November 1977 article, and from the rest of his letter I fear he really thinks more than one baby was thus ejected!

With regard to electric bells, I must confess to having taken little specific interest in these since my school days, except for a minor revival of interest at college when someone pointed out that the delayed build-up of current, due to inductance, when the contacts close, is a vital part of the theory. If full magnetization occurred instantly, the mechanical system would lose just as much energy when moving away from the magnet poles, with the contact closed, as it later gained on returning through exactly the same distance with the contacts still closed. Before making reference to "tintinnular matters" in my article, I did do a few order-of-magnitude mental calculations, which

convinced me that the effective build-up time constant would be so long, and the inductance value so high, that parameters of the connecting leads other than d.c. resistance could hardly be significant. A recent experiment on a bell shows the expected slow current rise, lasting several milliseconds, and rapid cut-off, a slight complication, not surprisingly, being a few "cobs" on the current waveform at the start of current flow, due to contact bounce. With this 4-volt bell, I find adding 0.2 ohm of extra series resistance in the supply circuit had a discernible effect on the sound, but even 1mH of added series inductance has no evident influence. I am therefore simply not inclined to believe that, for a given d.c. resistance, it will make a scrap of difference whether one uses Litz wire or not. While recognising that one could spend months investigating the fine details of electric bell behaviour, and still not be able to claim that one totally understood everything, I suggest that it would probably be more worthwhile to devote your attention to other matters!

I do not altogether agree that the lack of comprehensive theory of how the ear and brain act means we are largely deprived of quantitative limits, for these limits can usually be determined fairly satisfactorily by subjective experiments. The danger with mathematical theories of audition is that the assumptions on which they are based can so easily be wrong, and this can be lost sight of, at least temporarily, by those with great enthusiasm for the mathematics itself.

I do not share Professor Felgett's concern over the supposed difficulty of defining "avoidance of overloading". A really first-class amplifier will have a large amount of negative feedback, and recent suggestions that feedback should be used only in small amounts are simply nonsense and cannot stand up to rational investigation either theoretically or practically. A well-designed amplifier with plenty of feedback will normally have a very sharply-defined overload point, though it is important to remember that the instantaneous output voltage at which overload occurs is liable to depend markedly on the magnitude and nature of the load impedance, and may be at a point on output voltage waveform well below the peak if the overload is due to inability to supply sufficient output current rather than voltage. But, whatever the cause of overload, a large error voltage will rapidly develop in the feedback circuit if the input programme level slightly exceeds a certain critical setting. By arranging for this error voltage to operate an indicator circuit, the occurrence of overloading may be sensitively displayed. I have had an economical circuit of this type in operation for over a year, and it will be described in a later article in my present series. If, on given recorded programme input, the indicator just operates once or twice, then a very slight reduction in volume control setting, say 1dB, will be sufficient to ensure that no overloading occurs. The set-up shown in Fig. 1 of the November article may, of course, be used to perform a similar function if the monitoring loudspeaker is replaced by a c.r.o. or other visual display. Please note that two resistors were inadvertently omitted, in series with S_1 and S_2 .

I think that many reported cases of inferior audible performance of amplifiers are due to overload occurring without the user being aware of it. For example, if an amplifier has a maximum instantaneous output current capability of 5A, but plenty of voltage capability, it will just give 100W mean sine-

wave power to an 8 Ω resistance load. But a nominally 8 Ω loudspeaker, whose impedance modulus drops at one frequency to 3 Ω —and such devices do exist!—can have a peak instantaneous voltage of only 15V developed across it at this frequency, and this voltage, referred in the usual way to the nominal 8 Ω impedance value, yields a mean output power figure of only 14W. When various straightforward effects such as this are appreciated and allowed for, amplifiers are found not to be the subtle and mysterious things they are sometimes imagined to be.

I have carefully read the paper by Leinonen and Ojala to which Professor Felgett refers, and consider the noise intermodulation test there described to be an unreasonable one to apply to an audio amplifier. It will show up to advantage an amplifier having a very high slew-rate capability, but there is no virtue, other things being equal, in designing an audio amplifier to have a slew-rate limit far in excess of the maximum slew-rate of any programme material it will ever have to handle. The test signal is stated to be band-limited white noise, the limiting filter having an attenuation rate above 20kHz of only 6dB/octave, so that the high-frequency part of its transfer function is presumably of the form $1/(1 + pT)$. To determine the slew-rate of the noise coming out of this filter, one must differentiate the output, i.e. multiply it by pT . The differentiator output spectrum is therefore that of white noise fed through a network having a transfer function of the form $pT/(1 + pT)$, which is the transfer function of an ordinary R-C a.c. coupling. If the bandwidth of the white noise source were infinite, the peak slew-rate as thus measured would also, in very idealized theory, be infinite. In practice it would be of infinite value, dependent on the particular white noise generator employed. Surely this is a very undesirable state of affairs for a so-called standardised test?

Peter J. Baxandall

Malvern

Worcs.

Reference

Beranek, L. L., "Acoustics", p. 404 (McGraw-Hill, 1954).

COMPUTERS: WORDS FROM A PROFESSIONAL¹

I see that computers and related subjects are beginning to take up an increasing amount of space in your journal. As a computer professional I take exception to some points in your March issue.

Firstly, in the otherwise excellent article "Integrated-circuit memories" by John Dwyer, the author states that "Floppy discs have a life of three months". After four years of using this medium I would disagree with this inaccurate and totally meaningless statement. I would also suggest that it will take an absolutely new technology to displace magnetic media for data storage, off line, in view of the very low cost, high packing density, and non-volatile nature. In a commercial installation one disk drive may have several hundred diskettes of data associated with it.

Secondly, I write programs, and in all the computer publications I read I see the word referred to as "program." Why does this get

translated into "programme" in the pages of *Wireless World*?* I find this similar to reading about silicone chips in the computer press.

Finally, in your editorial on electronics and employment, you miss the point that commuting is a total waste of energy and manpower resources. Unlike some I never found a visit to Waterloo Station had any social value. Also I would suggest that the short staffing and presence of a high proportion of immigrant labour in the transport services suggests that this is not a socially desirable area. The problem of the future is should we provide employment manufacturing goods and services and preserve skills which are totally unwanted and redundant?

J. Watt

Gibraltar Heights
Gibraltar

* On the contrary, the word "programme", which was used in *Wireless World* for about fifty years before computers arrived, has been translated into "program" in the pages of the computer press. We are well aware of the wide use of "program" but think it introduces unnecessary mystification, suggesting that a "program" is somehow different from a "programme". In fact it is the same thing, a "descriptive notice of series of events" or "definite plan of intended proceedings" (Concise Oxford Dictionary). See also "Principles of digital computers" by D. S. Wilde, *Wireless World*, November and December 1960. — Editor.

DIRECT PERCEPTION OF RADIO WAVES?

Mr Wood's letter in the December 1977 issue concerning direct sensing of radio waves is most interesting [See also correspondence in February and March. — Ed.]

One day in 1959 while I was drifting quietly in a small boat under the ice cliffs at Port Lockroy, Antarctica, where we were studying ionospherics, including whistlers, I heard what sounded like a shell from a large gun whistling overhead. This was not unreasonable as foreign gunboats had been in the area at that time; however, there was no explosion or crump of a shell hitting its target. Shortly after this I heard, to my considerable amazement, the unmistakable sound of a whistler exactly as recorded on our whistler magnetic tapes. It was so difficult to imagine just how one could hear v.l.f. electromagnetic waves directly that I kept quiet about it to my colleagues — there is always the risk in such cases of being accused of Polar madness!

A few days later two of my colleagues both heard exactly what I had heard and insisted it was whistlers. Needless to say, I accused them of Polar madness or at best of mistaking ice squeaks for whistlers, but after convincing myself of their overwhelming conviction that they had indeed heard whistlers I admitted I too had heard them. Later in the year some American scientists, believing such a thing was possible, asked us to give details of times, directions and so on to add to evidence they had already started collecting on the subject.

Ten years later while listening to a lot of folklore about people being able to hear aurorae in Shetland, where I worked on, and still work on, geomagnetism, I wondered again whether some form of ion/acoustic coupling, together with focusing in the

auroral arc, could produce audible sounds directly. An acute human ear only needs a few dBs more gain to be able to listen to Brownian movement of molecules. Alas, I could raise neither the equipment nor the official interest to investigate this type of phenomenon properly, but I do still find it most intriguing.

A few years ago we were asked for advice by a lady concerning a claim that she could sense the N-S direction of the Earth's magnetic field but only when she had the television set on.

As there is growing concern over the whole question of acceptable flux levels of microwave radiation in one's working environment because of, among other things, the eye's ability to focus the radiation on the retina and hence cause possible damage by burning, perhaps readers should be invited to describe any incident at all where they have reason to believe that one or more of their senses has/ have been able to sense directly low level electromagnetic waves of whatever frequency. It might prove extremely enlightening.

A. G. Lewis
Institute of Geological Sciences
The Observatory
Lerwick
Shetland

Editor's note: Whistlers are electromagnetic waves in the audio frequency range. Generated by lightning discharges, they penetrate the ionosphere and are ducted along the lines of the Earth's magnetic field. The whistling character when heard — usually a note descending in pitch — results from the fact that the different frequencies generated travel at different speeds.

CASSETTE DECK MODIFICATIONS

Readers of Mr Linsley Hood's postscript in the February issue on his cassette deck design may be interested in some additional features that I have incorporated in my own unit. The first of these consists in replacing one of the two recording level controls by a 1k Ω linear potentiometer to act as a motor speed control. The existing preset on the p.c.b. is removed. This has many uses — such as when replaying a tape recorder on a different machine (e.g. a portable recorder running slow due to ailing batteries), or when the tape threatens to end before the last chord of the concert! A dual control with independent shafts replaces the other gain control to maintain the original function.

Another change lay in rewiring the 'phones output jack on the front panel as a (mono) microphone input, since the writer's 'phones are of lower impedance than is good for the replay amplifier. The live and earthed switched contacts were interconnected so as to earth the input when not in use, and the internal lead taken to the switched contacts of the stereo jack sockets on the ear panel. A microphone plugged into either of these sockets therefore overrides the mono input to that channel.

Finally, the Lenco mechanism has a useful feature which many readers may not have discovered. In normal practice the record control may not be depressed whilst the cassette is in position. However, slight sideways movement of the fast wind/rewind

control permits this operation (the pause button may remain depressed meanwhile). A similar movement then terminates recording.

T. Sharot
Stanmore
Middlesex

DIGITAL ELECTRONICS THEORY

Mr Davidson's letter in the March issue contains so many sweeping statements and unjustified generalisations that one can only surmise that it was written to stimulate debate. Otherwise, why should someone having available "clearly defined design rules" and "certain techniques which are not taught in any educational establishment in the country, nor written about in any textbook" not share this privileged knowledge? Similarly one would have to conclude that Mr Davidson's knowledge of educational establishments and textbooks is significantly less universal than he implies. It would also seem that he has not heard of transmission line theory, nor of those of its areas which are particularly relevant to digital techniques, such as line driving and Bergeron diagrams. Further, he seems unaware of the connection between risetime-based (time domain) digital techniques and the corresponding Bode diagram (frequency domain) analogue methods, which is, for example, hinted in Mr Baxandall's article in the same issue.

No doubt other readers will be able to supply reading lists, including *Wireless World* articles, which should demonstrate that "the practical problems" have indeed been studied. I content myself with pointing out to Mr Davidson that within the Post Office engineers are aware of the problems, and courses are available for those who wish to be "taught the important fundamental principles for competent digital system development" including "how 1ns steps propagate".

T. M. Forcer
PO Marine Division
Southampton

GAMES CHIP CONFUSION

The good news is that the Tank Game AY-3-8710 chips are in stock and have been since mid-March as promised. (April News of the Month, p.50.)

The bad news is that we feel you were misled by GI who apparently stated that the chip was not available in February. We knew of three companies who had the chip ex-stock in February, including one of GI's own distributors.

Marshall's are not often misled and we continually obtain products of this kind to maintain our range of 2000 integrated circuits.

Lastly, the price of the chip is £16.50 and the kit £29.95 including VAT, ex-stock from all our branches.

G. J. Clifton
A. Marshall (London) Ltd
London NW2

Loudspeaker system design

Three-enclosure system with active delay and crossovers

by Siegfried Linkwitz

This detailed description of a multiple-driver loudspeaker design is in two parts and covers driver selection, enclosure design, the active crossover, equalization and positioning. Sufficient information is given to duplicate the system or to improve existing systems by equalizing the low-frequency response or adding a separate woofer box.

THE SYSTEM DESCRIBED has evolved over years and out of experimentation with many different configurations and types of drivers and enclosures. Many people have contributed their ideas. It is not "the ultimate loudspeaker", but it reveals enough about microphone placement and recording practices to suggest, that the recording studio is the next weak link in the chain between original and reproduction. The few recordings with good spatial definition are proof that the full potential of stereo has not been exploited. Possibly this potential has gone unnoticed because hardly any commercial loudspeaker reproduces the depth perspective adequately, giving either a diffuse or thin-walled stereo image.

Every driver becomes more directional as frequency increases. The radiation pattern of a rigid piston mounted at the end of a long tube¹ is omnidirectional at frequencies where the ratio of piston diameter d to the wavelength λ of radiated sound is small, Fig. 1. As d/λ increases the on-axis pressure increases but the pressure at 45° off-axis decreases relative to it. Experience shows that wide dispersion of sound is desirable for natural reproduction. Allowing for a maximum 6dB drop-off at 45° off-axis requires that a driver be only used over a frequency range where its equivalent piston diameter is less than one wavelength. This is an idealized assumption because real drivers do not behave exactly like rigid pistons but the general principle still holds that uniform, wide dispersion can only be expected for frequencies where $d/\lambda \leq 1$.

In all loudspeaker designs the physical dimensions of driver, box and room have to be compared to the wavelength of the radiated sound to determine whether a dimension is acoustically small, as when $d/\lambda < 0.5$, or large, Fig. 2. A 200mm diameter driver for example should only be used up to 1.5kHz to maintain wide dispersion.

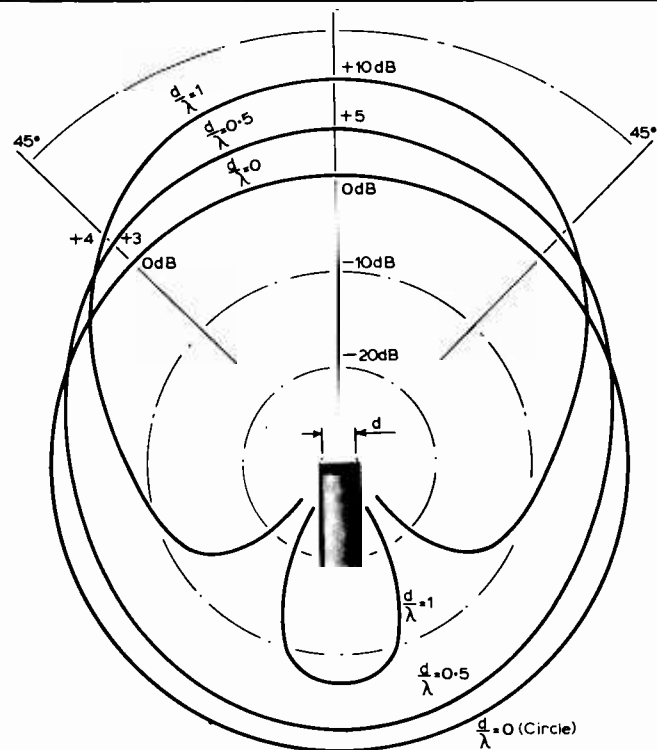


Fig. 1. Directivity pattern for a rigid circular piston in the end of a long tube as function of d/λ (d is piston diameter, λ is radiated sound wavelength). Wide dispersion can only be obtained for frequencies where $d/\lambda \leq 1$.

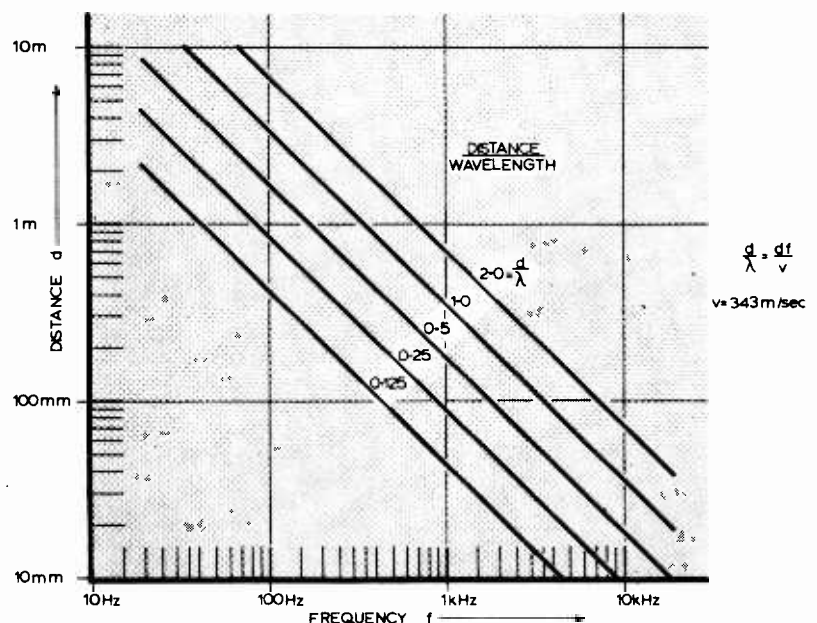


Fig. 2. Dimension (d) of driver, box or room must be compared to wavelength of sound to determine whether a dimension is acoustically small.

This is indeed a popular crossover frequency but it is also well within the critical frequency range of fundamentals and lower harmonics of many musical instruments. It is unavoidable that some change in the radiation pattern is introduced around the transition frequency from a larger to a smaller driver. In the design described a 100mm diameter driver is chosen which crosses over to a 25mm diameter unit at 3kHz. The radiation pattern change occurs therefore an octave higher in a relatively less critical frequency range, but still care has been taken in the design of the crossover circuitry to minimize irregularities in the transition region.

Some designers try to obtain wide dispersion or "omni-directionality" by using multiple drivers, covering the same frequency range. The fallacy in this approach can be seen by comparing the radiation pattern of a single driver to the resulting dispersion when two of these units radiate together, Fig. 3. If the distance d between the drivers is greater than half a wavelength signal cancellation can occur. The two outputs will be 180° out of phase whenever the path lengths from each of the drivers to the listener differ by an odd multiple of a half wavelength. As frequency increases the two units move relatively further apart (Fig. 2) and the locations for which the outputs cancel become more frequent. Such a system can only be described as multi-directional. Additional drive units further destroy the phase coherence of the direct sound output from the speaker system. This imparts the illusion of wide dispersion to all program material but lacks the accuracy in sound perspective which can be obtained from a single drive unit.

After establishing from the cone diameter the highest frequency up to which a driver can be used with good dispersion, the lower frequency limit will be determined from the cone excursion capability of the drive unit and the desired sound pressure level.

The radiation from the piston in a long tube was found to be omnidirectional for low frequencies where $d/\lambda \ll 1$, Fig. 1. If the piston moves with a peak-to-peak excursion a_{pp} at frequency f and radiates into free space, then the pressure p at a distance r from the source is

$$p = \frac{\pi^2 p_o}{8\sqrt{2}} \frac{a_{pp} f^2 d^2}{r}$$

Normalizing the pressure with respect to the reference pressure $p = 2 \times 10^{-4}$ bar yields an expression for the more familiar sound pressure level (d and a_{pp} increased in mm)

$$20 \log (p/p_o) = -86 + 40 \log f - 20 \log r + 40 \log d + 20 \log a_{pp}$$

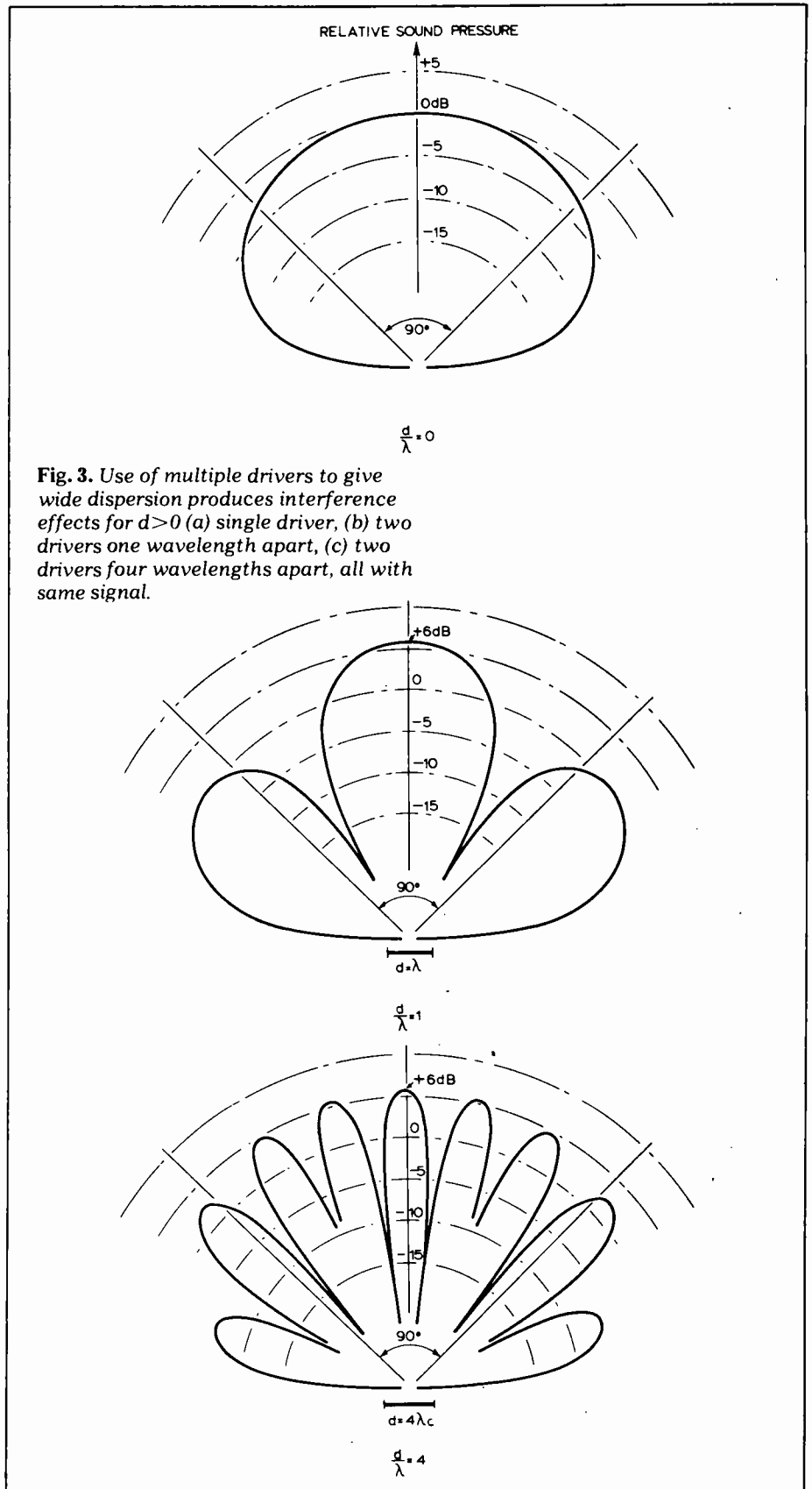


Fig. 3. Use of multiple drivers to give wide dispersion produces interference effects for $d > 0$ (a) single driver, (b) two drivers one wavelength apart, (c) two drivers four wavelengths apart, all with same signal.

Assuming a_{pp} is 6mm and f 70Hz a direct pressure level of 83dB at 1m can be obtained from the 100mm driver and 85dB from a 200mm unit.

These s.p.l.s may not seem very high but crossing over to a woofer at 70Hz will double the maximally obtainable sound pressure (+6dB) and because signals from the left and right channels of a stereo system are predominantly in phase at such low frequency a further

increase of approximately 6dB can be expected. Therefore from a stereo system with 100mm drivers a direct free-field s.p.l. of about 95dB can be expected. Furthermore the normal listening environment is a semi-reverberant room where sound is reinforced by reflections from walls and objects.

Practical experience confirms that a 100mm unit can handle program

material down to 70Hz at adequate levels and low distortion. This moves the crossover to the woofer to a less critical frequency range and a single large woofer can be used to cover the remaining frequency range below 70Hz. The large woofer enclosure can be placed separately from the relatively small midrange and tweeter enclosures and still be acoustically close because d/λ is small. Further consideration is given to this aspect of the system design later.

The frequency range below 70Hz could be covered by two 200mm units which will generate 90dB of direct s.p.l. at 35Hz and 1m or two 250mm diameter drivers with 94dB s.p.l. assuming 6mm peak-to-peak excursion capability.

The particular drivers chosen for this design are the 100mm KEF B110 low frequency/midrange unit, the 25mm KEF T27 tweeter and the KEF B139 woofer. A different unit like the KEF B200 or some other make with adequate excursion capability and linearity could be substituted for the B139.

There are of course considerations other than dispersion and cone excursion which must enter into the selection of a drive unit, such as smoothness of frequency response, freedom from high Q resonances, minimum phase behaviour, and low non-linear distortion. Unfortunately few meaningful data are published by many manufacturers. Knowing the magnet weight and flux density is of little help. With some training though the ear can sort out those drive units that seem worth further investigation and the units chosen for this design proved to be very satisfactory.

The selection of drivers was primarily guided by the desire for wide, uniform dispersion and crossover frequencies as high and low as possible. Had emphasis been placed on high power output capability or lower non-linear and Doppler distortion then larger diameter drivers would have to be chosen, or the crossover frequencies shifted to a more critical frequency range. Wide disper-

sion can only be obtained from a small drive unit which will also have higher distortion than a larger unit. It appears though that psychoacoustically the increased distortion is outweighed by an improved sound perspective which gives a greater sense of realism. Some further investigation of this subject is needed.

Speaker enclosures

Usually the size of a loudspeaker enclosure is dictated by the required low frequency response and efficiency. A different approach is taken here where the enclosure is optimized for minimum secondary radiation over as wide a frequency range as possible. The low frequency output capability is treated as a separate problem.

The purpose of the enclosure is to control the radiation from the back of the cone. A closed box design is chosen as the simplest form of enclosure. If the largest box dimension is less than a quarter wavelength at the highest frequency from the driver then the box is acoustically small and the air volume inside the enclosure will act like a uniform spring. The box has to be made sufficiently stiff so that the internal air pressure changes will not deflect the walls and cause secondary radiation. The woofer enclosure can be made small relative to the 70Hz maximum frequency. It will therefore have no internal air volume resonances and resonances of the box panels can be pushed above 70Hz by crossbracing of the walls.

The enclosure for the B110 presents greater difficulties because of the wider

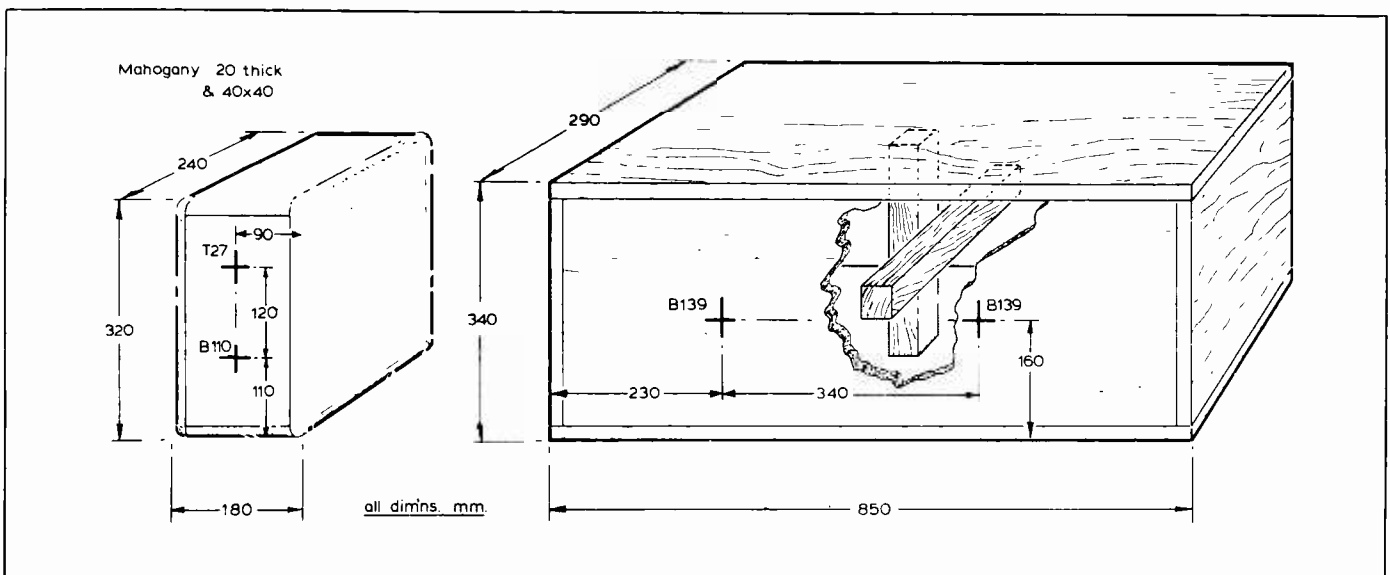
frequency range covered. The volume inside the enclosure will exhibit cavity resonances which have to be eliminated. Acoustic energy is stored whenever one of these resonances is excited and gradually released after the excitation has been removed. Most of this acoustic energy exits through the cone: the speaker regurgitates its own characteristic box sound. Fortunately it is not difficult to dampen cavity resonances. The technique of filling the enclosure with long-fibre wool is well established and very effective.^{2,3}

Another form of undesired secondary radiation comes from the enclosure walls themselves. The walls can be excited to vibrate by the internal air volume pressure changes, but more serious is the direct transmission of the mechanical vibration of the driver's cone to the enclosure. The walls then radiate the transmitted mechanical energy as sound, particularly when its frequency coincides with a panel resonance.

It is not unusual that more energy is radiated directly from the enclosure walls than from the cone at resonance frequencies. If for example the vibrating enclosure surface has ten times the area of the cone then its acoustic output will already equal that of the cone if it has only one tenth of the cone excursion. The output of most loudspeakers is coloured by radiation from the enclosure walls.

It has been verified experimentally that vibration coupling between the driver and the walls occurs primarily through the rigid mounting of the driver to the enclosure. Vibration-mounting the driver to the enclosure with some form of complaint suspension will significantly reduce the wall excitation, but it poses some difficult mechanical design problems. The natural frequency of the driver mounting has to be well below the acoustical output frequency. The mount has to seal the enclosure air tight and provide sufficient mechanical support for the driver. Another approach would be to enclose the box

Fig. 4. Loudspeaker enclosure dimensions. As there is little stereo information below the 70Hz limit of the enclosures (left), a centre woofer covers the remaining range down to 25Hz (right).



to which the driver is mounted by a second box avoiding all rigid coupling between the two.

For the design described here a single, totally enclosed box was chosen, Fig. 4. The B110 driver was attached to it with soft rubber grommets in the four mounting holes of the basket and the sealing foam gasket barely compressed. Comparing this to a directly mounted driver by tapping on either basket indicates a significant reduction in coupling to the box. Some further investigation of this subject is in progress.

The relatively small size for the B110/T27 assembly has the advantage that the internal air volume resonances occur at high frequencies where they can be damped effectively with wool filling. The lowest cavity resonance occurs at 600Hz, the next ones at 800, 1000, 1200Hz etc. The resonances are measured easily with a small omnidirectional electret microphone protruding into the box and applying a sweep signal to the B110. Filling the boxes rather tightly with long-fibre wool attenuates all the resonances to a smooth frequency response inside the box and at the outside cone surface.

The boxes are constructed out of 20mm mahogany boards. The panels are quite stiff. The lowest panel resonance was observed at 430Hz using a magnetic phono pickup in a makeshift tonearm as vibration transducer. A 430Hz tone was measured to decay 40dB in 120msec after the electrical signal was removed. This indicates that the resonance was a Q of 36 according to $0.7f_R \tau_{40dB}$.

The Q is quite high and the decay time is long. By applying approximately two litres of roof patching tar to the inside of the box the resonant frequency was lowered to 300Hz due to the added mass to the panels. The decay time decreased to 40ms, corresponding to a Q of 8.4. While this treatment proved effective it does point out the problem that a small panel can have a high Q which is difficult to dampen because of its high stiffness and large mass. Better results might be expected from a thin plywood construction, with thick layers of damping material to attenuate resonances and to reduce the direct transmission of sound from the inside of the box.⁴ Ideally of course the panels should not be excited in their resonances at all, neither from the air pressure changes inside the box nor from the mechanical coupling to the driver.

A small box presents a small obstacle to omnidirectional sound propagation. This is a clearly audible advantage when properly placed in the room. As the box is only marginally wider than the B110 driver it can be assumed that the radiation pattern for a piston at the end of a long tube is an adequate first-order approximation to its sound dispersion, Fig. 1. The T27 tweeter is mounted as closed as possible to the B110. At the crossover frequency of 3kHz the spacing corresponds to a distance of one wavelength. In the vertical

Enclosure design objectives

- Narrow frontal area for optimum horizontal dispersion; tweeter mounted directly above the mid-range unit.
- Box edges rounded to reduce scattering.
- Drivers mounted to minimize direct transmission of vibration.
- Air cavity resonances attenuated with filling materials to eliminate delayed re-transmission through cone.

plane therefore the radiation pattern at the crossover frequency should follow the previously discussed behaviour of two drivers contributing equally, Fig. 3b.

Ideally the sound from the T27 should be able to disperse freely in all directions, but because of the large width of the front panel relative to the cone diameter a wave emanating from the cone will initially be blocked by the panel

and then encounter an abrupt transition where it ends, Fig. 5. A second wave is generated at the cabinet edge which will interfere with the original wave. If a pulse is radiated from the T27 then a secondary pulse of lower amplitude is generated at a time $t = d/c = 260\mu s$ later; the original pulse is smeared out. This scattering of sound should be avoided by eliminating sharp discontinuities through bevelling of the cabinet edges.⁵

Figure 6 shows the on-axis amplitude response of a small driver mounted in the center of a cube and of a sphere.⁶ Clearly the sphere with its surface gradually receding from the source produces a much smoother response than the cube with its sharp edges. Therefore the larger box relative to the driver the more closely should it approach the shape of a sphere. It follows that the midrange/tweeter enclosures might be further improved by reducing their size and a more curved driver mounting area. Papier maché, cardboard or epoxy fibreglass with damping materials applied to it rather than wood might be more suitable

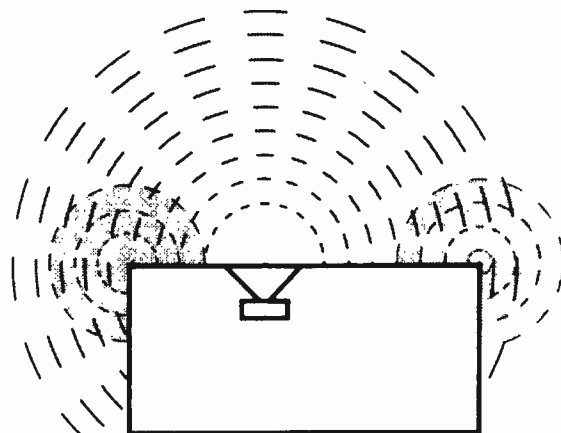


Fig. 5. Sound scattering from the sharp corners of a loudspeaker enclosure producing a smeared out transient behaviour of the system.

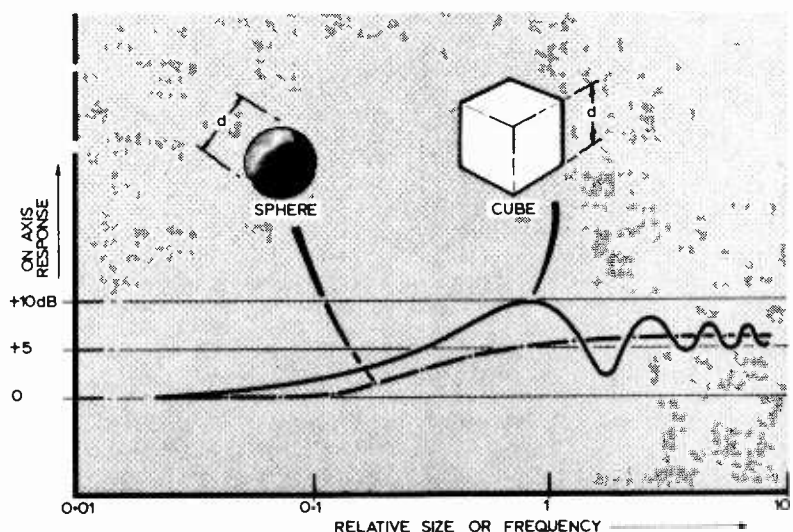


Fig. 6. On-axis frequency response of a point source mounted in different enclosures shows smoother response of sphere (after ref. 6).

materials for the unconventional contours of such an enclosure.

For the given design the frequency range extends down to 70Hz where the B110 has its enclosed resonance. As there is little meaningful stereo information below this frequency a single centre-channel woofer box can cover the remaining range down to 25Hz, Fig. 4. This is built with internal bracing to stiffen it and to push panel resonances to frequencies above 70Hz. In addition 25mm-thick heavy felt is glued to all panels to reduce direct transmission. The box is loosely fitted with long-fibre wool.

References

1. Beranek, L. L., *Acoustics*, McGraw-Hill 1954
2. Bailey, A. R., Non-resonant loudspeaker enclosure design, *Wireless World*, October 1965, p.483
3. Bradbury, L. J. S., Use of fibrous materials in loudspeaker enclosures, *LAES*, vol. 24, April 1976, p.162
4. Barlow, D. A., Sound output of loudspeaker cabinet walls, 50th AES Convention, London, 1975
5. Heyser, R. C., Energy-time test, *Audio*, June 1976, p.74
6. Muller, G. G., Black, R. & Davis, T. E., Diffraction produced by cylindrical and cubical obstacles and by circular and square plates, *JASA*, vol. 10, July 1938, p.6



This article will be concluded with active crossover and equalizer designs and a discussion of speaker location.

Current broadcasting techniques "a hybrid rat-bag of improvisation"

TV engineers may propose a 1875-line tv service for Band III when 405 line transmissions are no longer needed, but it seems unlikely that the frequencies will be used for television, according to Dr Boris Townsend, head of the IBA's engineering information service. Speaking at the first of the three IBA lectures on tomorrow's broadcasting, he said, "I expect that we shall lose the use of these frequencies for television, which will be a pity, for band III has excellent propagation characteristics for our purposes. Nevertheless, I expect the engineers to put up a case for a new television service in the band using the latest advance in engineering terms: for example, better definition, 1875 scanning lines, larger pictures, tone gradation scales tailored to human physiology and, I hope, a certain technical flexibility to make television more helpful in teaching the handicapped child with abnormal physiology."

Speaking of the current state of broadcasting technology he said, "We are stuck with old-fashioned television transmissions which are a hybrid rat-bag of improvisation and almost incompatible technologies, which carry a quite unnecessary amount of repetitive data yet still reproduce inadequate detail, inadequate contrast, inadequate colour gamut, and pictures which lack most of the attributes of real life. It is a system which gives the viewer and listener little choice and to which any graduate tea-boy engineer could now suggest improvement. What are we going to do about it?"

"In the next few years, not much. We did something about our equally outmoded radio transmissions, and duplicated our use of precious wavelengths with our stereo f.m. transmissions using circular polarisation. These transmissions are glorious. What hap-

pened? Nothing. The public ignored them. Everyone still listens on antiquated amplitude-modulation receivers — statistically, so to speak."

Dr Townsend warned of the problems technology could bring if it were directed solely at increasing efficiency and reducing costs: "Perhaps unemployment is a more important matter than television automation. If it is, then should design engineers be devoting their thinking to making this public service of television an under-capitalised, more labour-intensive operation? It is a naive thought. But the basic dilemma is a matter of concern to many engineers." The problem of deciding among the bewildering array of technical possibilities "is not a problem which should be left to engineers." They were moving so fast in some areas, and not at all in others, "that we may be unable to prevent some massive mistakes on their part unless we speak quickly, and precisely, and regularly with them."

In questions after his speech he said of surround sound, "We can do it. Whether people want it is another matter, whether people will like it when they have got it. I think they will like it, but whether they will think it worth the trouble and the cost I'm dubious." There were also problems of production, and engineers had to get used to it to make the best use of the new forms of drama.

Dr Townsend predicted that the changes at the transmission end of the broadcasting chain would be radical: "Engineers are making a two-pronged thrust forward. One is a miniaturisation of the analogue techniques which have been used in our studios since Savoy Place and Alexandra Palace, while the other is based . . . on digits." Both analogue and digital methods were dependent on

micro-circuits. "The reduction in costs is staggering. An integrated circuit now costs about the same as an apple." Complex functions could be performed with devices that could be cheaply mass-produced, and circuits were getting, and would continue to get, even smaller, and so even more complex. While mechanisms grew more and more expensive, electronics became cheaper: "Compare the £70 monochrome television receiver, of dubious performance, which sold in 1938, with its contemporary 1938 £100 small motor car; and then take today's large, bright, reliable monochrome television receiver, still at the same £70, and its contemporary £2,000 Mini. So," he added, "whenever we can replace mechanisms by electronics we shall."

Programme labelling for sound broadcasts

Electronic "labelling" of sound broadcast programmes is definitely on the way, according to a BBC spokesman, and the only problem is deciding the best way to do it. This technique (described by Duncan MacEwan in "Radio in the '80s" in the May 1977 issue) uses data signals associated with the broadcast signal to identify particular programmes or channels so that they can be automatically pre-selected at the receiver for, say, an evening's listening or recording purposes. An automatic "search tuning" receiver could be arranged to select programmes of a particular type. The labelling code signals could be transmitted on a subcarrier in or out of band or by frequency modulation of the a.m. carrier.

Cassette tape programmer — 2

Quiz machine and modifications to the calculator

by Evert Olsson

IN QUIZ MODE questions are recorded by voice and after each question the correct answer is recorded in coded form by pushing the appropriate button on the calculator. On replay, i.e. running the quiz, S_2 is in the search position and the tape stops after each question. Selecting the correct answer on the keys makes the tape start again to replay the next question. The calculator display is covered during replay and also the keyboard functions if answers in a form other than figure-encoded are desired.

Comparisons of the answers from the keyboard with the correct ones is carried out by ten transistors and resistors in the circuitry marked subunit. The correct answer is left in IC_1 until a matching code has been delivered by

the keys. Each bit is compared in an exclusive-OR circuit consisting of two transistors, and all of the outputs are wire-ANDed so that all bits must be correct to make the common output high. Diode D_9 ensures that the comparison result is valid only when the clock oscillator is not running. A capacitor on the comparator output is necessary because the input signals from the matrix may have different fall times which could make the comparator output signal momentarily correct even if the wrong key has been pressed. When the correct answer is obtained the shift register is cleared via D_{43} and S_2 and the start flip-flop is set via D_{42} . The diodes are necessary to make sure that the register is not activated before the start flip-flop.

If only the quiz function is required, IC_2 , IC_3 and diodes D_{22} to D_{39} can be omitted. In the quiz mode it is useful to count the number of answers, i.e. key depressions, and display them. This can be achieved by the addition of the circuit shown in Fig. 5. Unfortunately a simple addition of the key depressions, i.e. key 1+key 1+etc, cannot be used because the sequence is continuously interrupted by answers other than one. This circuit overcomes the problem by using the error correction facility of the calculator. If an incorrect figure is entered during a chain addition it may be corrected without losing the previous calculation. This is achieved by pushing the cancel button and entering the correct number. In Fig. 5 the circuit receives a pulse from D_1 to D_5 for every key depression. This clocks the counter whose outputs are decoded by a diode matrix. Outputs 2, 4, 6, and 8 drive three transistor switches which are in parallel with the calculator cancel, + and 1 keys. Therefore, every answer which is displayed on the calculator is cancelled and replaced by the addition of one. In this way every key depression advances the display by one. Using this system requires the calculator to be completely erased before the start of a quiz so that 1s are not added to a previous total. This circuit must also be disconnected when the programming function is used.

Adaptation circuits

In the Sinclair Cambridge the calculator levels are 0 and -14V so a total of 18 adaptation circuits are required to interface from the key switches to the t.t.l. logic described earlier, and to rectify the signal path from the external logic to the calculator l.s.i. circuit. Rectification is necessary because most of the keyboard input pins are also outputs to the multiplexed display. The circuit in Fig. 6 requires the calculator zero to be connected to the logic +5V and the calculator negative terminal to the t.t.l. 0V. If any of the 18 inputs are taken to a t.t.l. 0V the corresponding p.n.p. transistor is turned on.

Because of a space limitation in the calculator, it is advantageous to use a separate keyboard for the quiz machine. If this is adopted, all of the adaptation circuits can be wired outside the calculator. Also, other instructions can be added such as memory, jumps, and print.

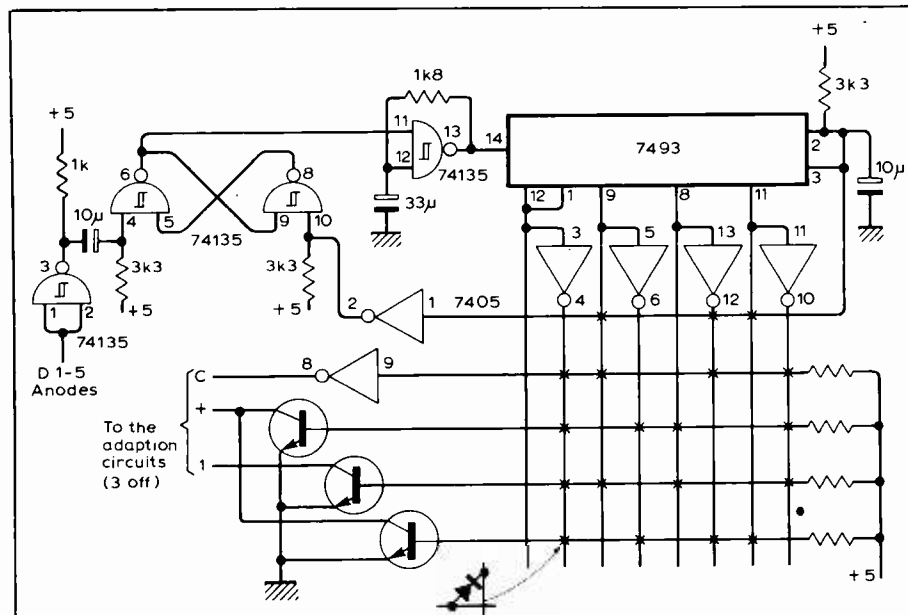


Fig. 5. Answer counter. This circuit is connected to the calculator via three adaptation circuits.

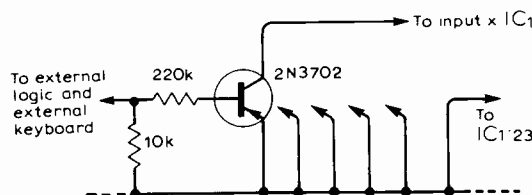
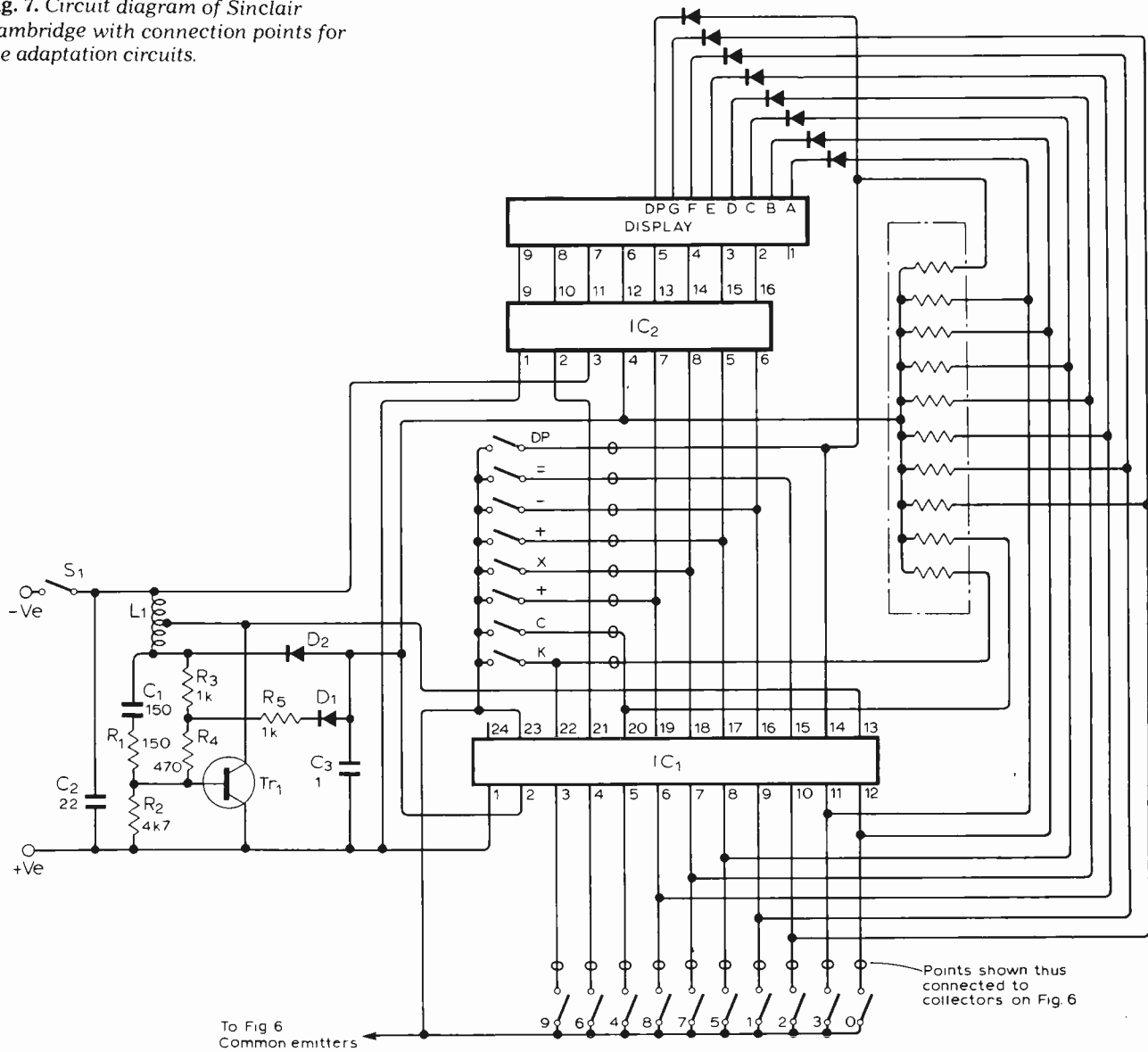


Fig. 6. Adaptation circuits. Eighteen of these interface the logic to the calculator keys.

Fig. 7. Circuit diagram of Sinclair Cambridge with connection points for the adaptation circuits.



Modifications to the calculator

Connections to the Sinclair Cambridge can be made using 24 and 16 pin wire-wrap sockets as shown in Fig. 8. The larger socket is mounted and soldered "piggy-back" on IC₁ with all pins except for 21 cut so that the socket height becomes 11mm. Pin 21 is bent out and soldered to pin 3 of IC₂. Pins 2, 13 and 24 are not used. The resistor network may have to be removed while soldering pins 1 to 12 and if this is done they can be replaced with 1/8W types.

On the smaller socket, pins 9 to 16 are bent at right angles and soldered to the corresponding pins on IC₂. Pins 1 to 8 of the socket are connected to display inputs A to G and the decimal point with enamelled wire. Holes for connection to the d.i.l. sockets have to be made in the rear of the calculator case, suitable male plugs are Augat types 624-AG1 and 616-AG1. These plugs should be mounted on a piece of vero board together with the adaptation circuits. A lead from this board is then connected to the external keyboard and logic.

Although other calculators may be

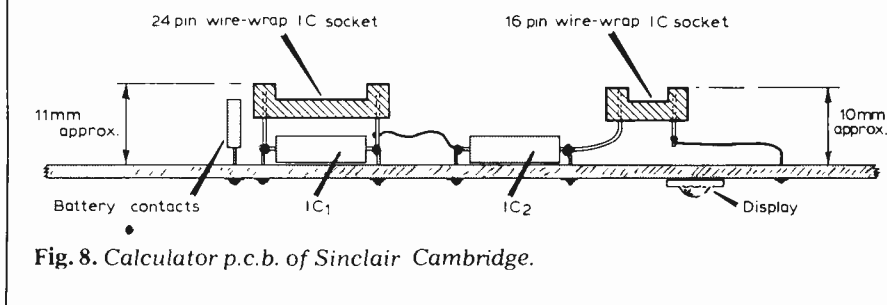


Fig. 8. Calculator p.c.b. of Sinclair Cambridge.

interfaced, the supply voltage, display, and inputs may differ.

Other programme sources

Once the adaptation circuits have been constructed, various programme sources can be used as long as the input pulses are long enough to pass the anti-bounce circuitry of the calculator. Fig. 9 shows a simple programme source which gives up to 15 steps. This can be used for simple but frequent calculations containing sequences or constants. Pause and finish may be programmed to allow the input of variables and the reading of results.

For the calculation of, for example, the cross sectional area of a round piece of wire using the cassette programme source the programme should be written as follows. The formula of $A = \pi.d^2/4$ is well known and does not need rearranging.

Constants and operations	Spoken comments
C.C.	double clear
P	pause, tape started with acknowledge key
= K	input diameter value as a constant
C	clear constant not result
x 3.1416	
+ 4	
P	pause - programme finished

Read out area.

A second example is the calculation of component values in an active three-pole filter as shown in Fig. 10. The following equations are used:

- $P = -2G / (3A + 1)$ 1
- $= G(G(4A + 1) + 3A + 1) / (4A + 1)(3A + 1)^2$ 2
- $R_1 = (1 - G^2) / (4A + 1)(3A + 1)^2$ 3
- $A_1 = (3 - P^2) / 3$ 4
- $B_1 = (2P^3 - 9P + 27R_1) / 27$ 5
- $1 = (B_1)^2 / 4 + (A_1)^3 / 27$ 6
- $S_1 = \sqrt[3]{1 - BB_1 / 2}$ 7
- $S_2 = \sqrt[3]{1 + BB_1 / 2}$ 8
- $Y_1 = S_1 + S_2$ 9
- $X = Y_1 - P / 3$ 10
- $Y = 1 / 2 AX (G - (3A + 1) X)$ 11
- $Z = 2 (G - (3A + 1) X)$ 12
- $C_3 = X / R \ 2 \ \pi F$ 13
- $C_2 = Y / R \ 2 \ \pi F$ 14
- $C_1 = Z / R \ 2 \ \pi F$ 15

For the input variables, A is the pass-band gain ($A = R_4 / 2R$), G is a constant which is dependent on whether the three-pole section is used alone or cascaded to make a higher-order filter. For three poles $G = 2$, for six poles $G = 2.3006$ and 1.5412 respectively. F is the 3dB cut-off frequency and R is the resistor value in Fig. 10. The values of C_1 , C_2 and C_3 are output variables and all of the others are temporary or auxiliary variables. Other auxiliary variables are created in the programme and are given arbitrary names. The programme sequence follows the order of the equations. It should be noted that in 7 and 8 the third root may be negative in which case the negative sign should be carried along. Before equation 10 is evaluated the expression $(B_1)^2 / 4 + (A_1)^3 / 27 \geq 0$ should be checked to determine that the final solution will be real.

The programme shown in the table contains about 400 steps which is the practical limit with comments for one side of a cassette. For a complex programme such as this it is necessary to keep a table with each execution of the auxiliary variables. Their names should be noted so that they can be found for later re-entry.

General programming considerations

When a programme like the one shown is to be written try to determine whether the intermediate results will be negative or too large/small for the display. Also, can a division by zero occur or are there any negative or imaginary roots. It is also necessary to know in detail the properties of the calculator. For example, negative numbers cannot be input directly on the Sinclair Cambridge but this can be overcome by inputting zero minus the number. This only works if the first number in a chain calculation is not preceded by \times or \div . If it is preceded by $+$, the zero is not needed. This procedure has been used in the programme example.

Fig. 11 shows a t.t.l. interface circuit for the digit drive pulses and the segment/decimal-point drive. The digit pulses are already t.t.l. compatible but it is advisable to use this circuit to limit the loading on IC₂. The voltage divider on the input is included to limit the

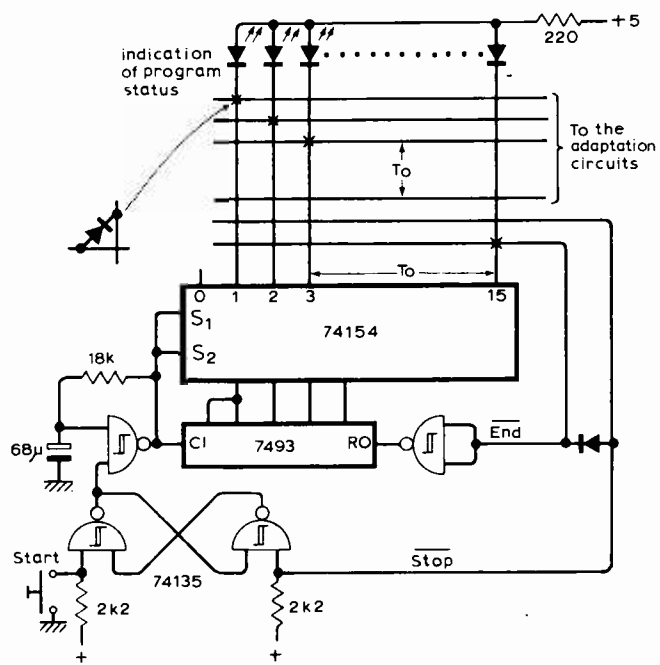


Fig. 9. Programme source for up to 15 steps

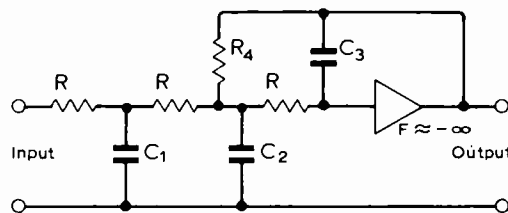


Fig. 10. Active filter for programme example.

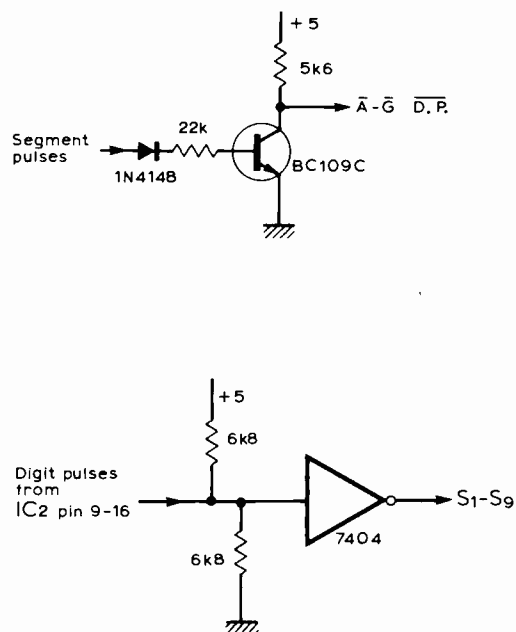


Fig. 11. T.t.l. interface circuits

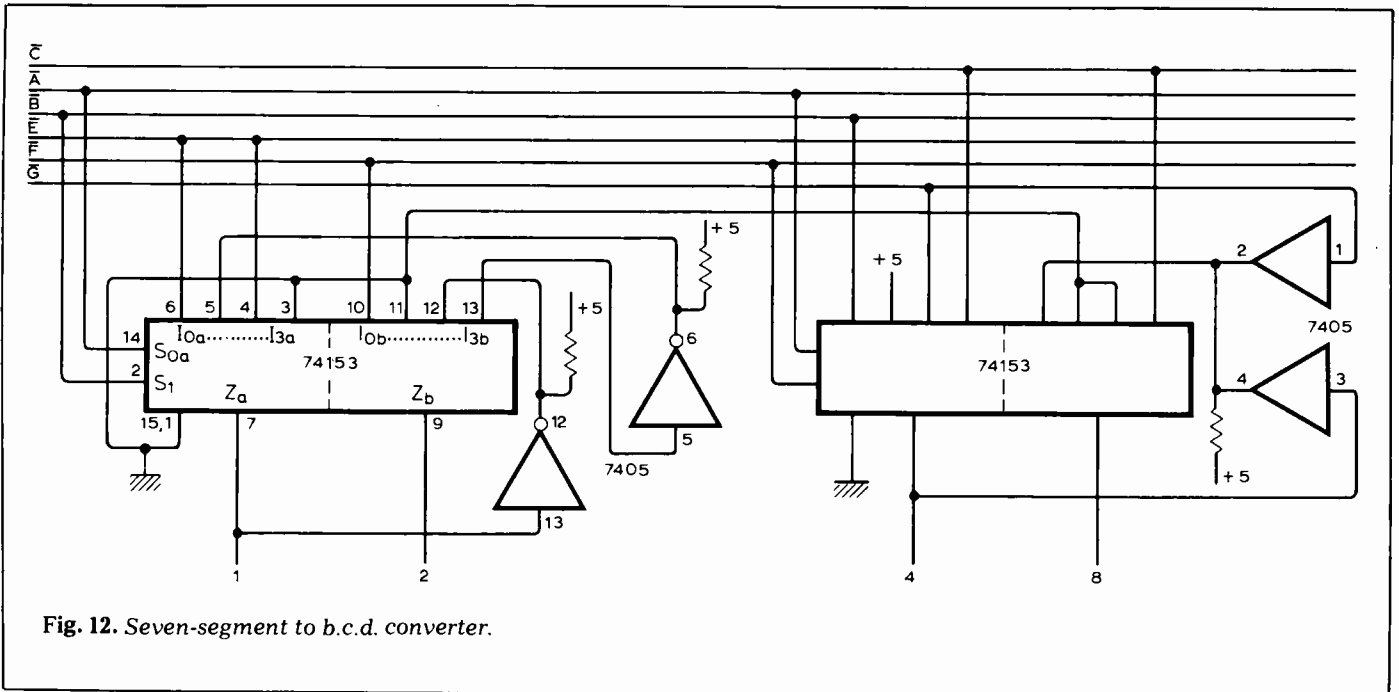


Fig. 12. Seven-segment to b.c.d. converter.

Constants and operations

CC	Input A
Pause × 3 + 1 = K	Input G
2/C ×	Read P change sign
Pause =	Input A
Pause CC	Input G
Pause × 4 + 1 ×	Read Q'
Pause + 1 =	Input A
Pause CC	Input Q'
Pause × 3 +	Read Q''
Pause =	Input A
Pause CC	Read Q'''
Pause × 4 + 1 -	Input A
Pause = K × C ×	Input Q'''
Pause =	Read Q _N
Pause CC	Input G
Pause ×	Input Q''
Pause /	Input Q _N
Pause =	Read Q
Pause CC	Input G
Pause = K ×	Input Q _N
C - 1 /	Read R1 change sign
Pause =	Input P /
Pause CC	Input Q
Pause × K × C	Read A1 change sign
/3 -	Input P with sign (+ or -)
Pause =	Read B 1' with sign
Pause C C O	Input P with reversed sign
Pause ×	Input Q
Pause /3 +	Input R1 with sign
Pause +	Input B1' with sign
Pause =	Read B1
Pause K ×	Read SQR'
C/4 =	Input A1 with sign
Pause C C O	Input SQR'
Pause = K × ×	Read SQR _y
C/27 +	Guess square root and input
Pause =	Input SQR _y
Pause = K	Input SQR _y
Pause / + C	Input SQR _y
/2 = K	Input SQR _y
Pause / + C	Input SQR _y
/2 = K	Input SQR _y
Pause / +	Read Q1
C/2 =	Input B1
Pause × 2 -	Read S1' with sign
Pause /2 =	Guess 3rd root and input
Pause C	

Pause = K	Input S11
Pause // + +	Input S11
C/3 = K	Input S11
Pause // + +	Read S1 with same sign as S1'
C/3 = K	Input B1
Pause // + +	Input Q1
C/3	Read S2 with sign
Pause C	Guess 3rd root of S2'
Pause /2 +	and input
Pause =	Input S21
Pause C	Input S21
Pause // + +	Input S2 with opposite sign as S2'
C/3 = K	Input S2 with sign
Pause // + +	Input S1 with sign
C/3 =	Read Y1
Pause C C O	Input B1
Pause	Read IMTEST'
Pause =	Input A1 with sign
Pause C	Input IMTEST'
Pause = K × C	If result < 0 no real solution
Pause C O	Input P changed sign
Pause = K × ×	Input Y 1 with sign
C/27 +	Read X
Pause =	Input A
Pause C C O	Read 2 AX
Pause /3 +	Read 3 AX
Pause =	Input G
Pause ×	Input X
Pause × 2 =	Input 3 AX
Pause × 1.5 =	Input 2 AX
Pause C	Read Y
Pause -	Input 3 AX
Pause -	Input X
Pause ×	Input G
Pause = K //	Read Z change sign
Pause C	
Pause +	
Pause -	
Pause × 2 =	
Pause C	
355/113 ⁽¹⁾	
× 2 ×	
Pause ×	Input F
Pause = K	Input R
Pause /	Input X
Pause /	Read C3
Pause /	Input Y
Pause /	Read C2
Pause /	Input Z
Pause /	Read C1
Pause	END
Pause	
(* is approximation of π)	

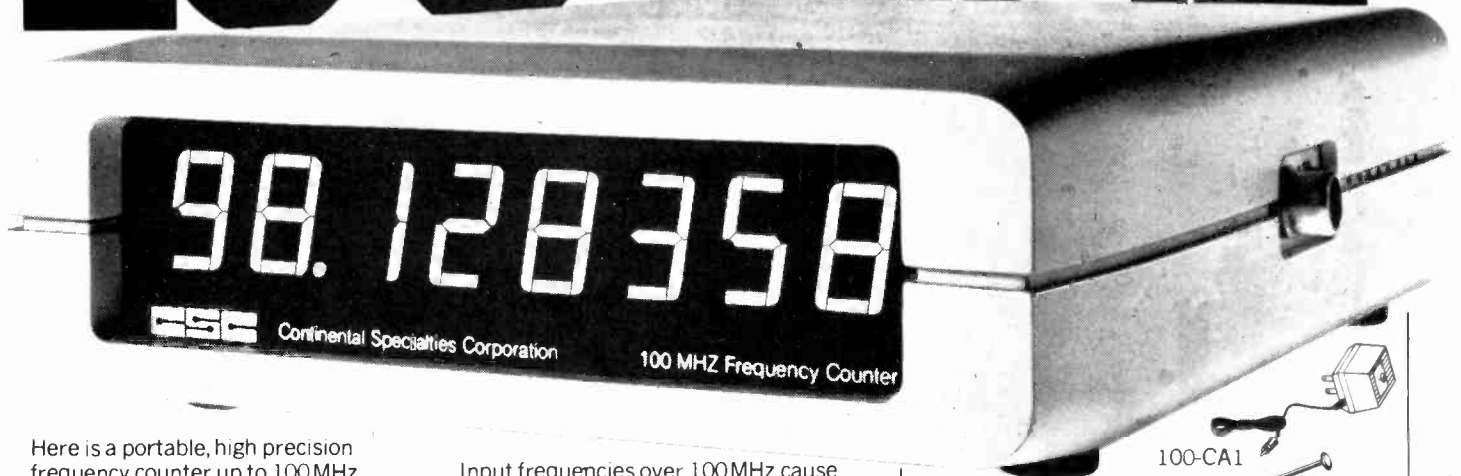
reverse voltage on the l.e.d.s. One of the output signals S1 to S8 will be high when the corresponding digit in the calculator is on. For converting the 7-segment code to b.c.d. the circuit in Fig. 12 is used. Note that the Cambridge uses six segments for 6 and 9, whereas some others use only 5. In such cases the circuit in Fig. 12 will not fit directly. The 74153 is used as a double four-way selector where inputs S₀ and S₁ control the switching. A minus sign is encoded as the b.c.d. value 12, and no digit gives the b.c.d. value 0. This may be useful with a calculator that suppresses leading or trailing zeroes. □

Into the air with no pilot

The pilot light on your stereo tuner may have been misleading you since February 27. On that day the BBC started to radiate continuous pilot tone on Radios 1/2 and 3. "More than 90% of programmes in Radio 2 and Radio 3 v.h.f. are now transmitted in stereo," said a BBC statement. "At the moment the practice is to switch the pilot tone on and off, according to whether or not a stereophonic programme is being transmitted. With some receivers a loud click is produced whenever the pilot tone is switched on or off. To avoid this inconvenience it has now been decided to radiate the pilot tone continuously on Radios 1/2 and Radio 3." Listeners who wanted to know which programmes were in stereo could consult *Radio Times*.

It seems a strange decision since the click is no worse than that most amplifiers make when they are switched off, but at least the high stereo content of the two stations makes the pilot light less misleading than on London's news station LBC. □

8 Digits 100 MHz*

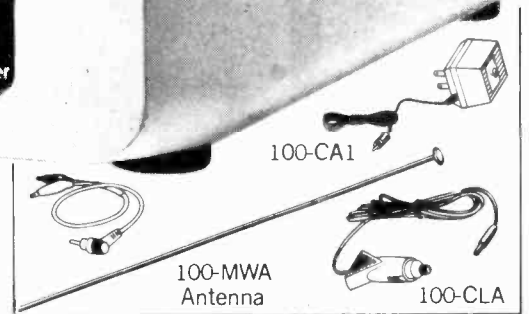


Here is a portable, high precision frequency counter up to 100MHz **guaranteed**; typically 110MHz. It has 8 big, bright (0.6") LED displays, so there's no range changing. The crystal time base has 3ppm accuracy and updates the display every second. Sensitivity is astounding. It will trigger at 30mV, yet is protected to 200V peaks. It comes complete with clip lead input cable. An antenna for coupling to RF equipment indirectly, and a low-loss in-line RF tap are optionally available. Take it with you anywhere. Run it on internal rechargeable NiCad's, 110 or 220V AC, 12V from your car cigarette lighter socket or from any external 7.2 to 12V DC supply.

Input frequencies over 100MHz cause the most significant digit to flash. Input voltages below 6.6V DC flash all 8 digits at 1Hz, alerting the user, and prolonging remaining battery life. The MAX-100, gives you the maximum for your money.

Telephone 01-890 0782 and give us your Access, Barclaycard or American Express number, and your order will be in the post that night.

Or, write your order, enclosing cheque, postal order, or stating credit card number and expiry date. (Don't post the card!) Alternatively, ask for our latest catalogue, showing all CSC products for the engineer and the home hobbyist.



Specifications

Frequency range: 20Hz to 100 MHz guaranteed;
 Input impedance:
 1 MΩ shunted by 56 pF capacitor.
 Temperature stability:
 better than 0.2ppm/°C between 0 and 50°C.
 Decimal point:
 Automatically appears between sixth and seventh digit when frequency exceeds 1 MHz.
 Size: 1.75" x 7.38" x 5.63"

FOR ONLY £85.37

MAX-100+ input cable (batteries not included)	£85.37
100-CLA for 12V DC use via cigarette lighter	£ 2.48
100-CA1 for charging NiCad's	£ 6.21
100-CA2 for 110 or 220V AC mains supply	£ 6.21
100-MWA antenna	£ 2.48
100-LLC low loss RF tap	£ 9.29
100-CC soft carry case	£ 6.21
VAT (8%) and postage included.	



CONTINENTAL SPECIALTIES CORPORATION (UK) LTD. SPUR ROAD, NORTH FELTHAM TRADING ESTATE, FELTHAM, MIDDLESEX TW14 0TJW TELEPHONE 01-890 0782
 REG IN LONDON 1303780 VAT NO 224 8074 71 TRADE MARK APPLIED FOR 'CSC(UK) LTD. 1977 DEALER ENQUIRIES WELCOME. TELEX 881 3669 CSCLTD

WW — 094 FOR FURTHER DETAILS

At the end of the test session the communications engineer sang the praises of our filters.

"What performance" he said, referring to the capability of the Barr & Stroud EF3 Filter System in satisfying his signal conditioning needs. He and other engineers in many fields are equally complimentary about our supporting range of Active Filter Modules and our Custom-Built Filter Service.

We have fully descriptive literature which will generate similar enthusiasm in yourself. Use the journal reply system or call us, Barr & Stroud Limited, 1 Pall Mall East, London SW1Y 5AU (Dept. WW3). Telephone 01-930 1541. Telex 261877.

EF3 Variable Filter System

Designed on a modular basis to give flexibility in use and to match your budget. A plug-in system developed for use in labs., test departments, anywhere where signal conditioning is required.

Filter units can be used separately or combined to give a wide variety of functions from low-pass to band-separate.

The current pass-band capacity is from d.c. to 10 MHz.

Active Filter Modules

The ready-to-use convenience of small, encapsulated filter units, each with a basic function.

No filter knowledge required to set up for specific characteristic or cut-off frequency. These filters are equally suited to the one-off lab. application and the large quantity production requirement.

Available in low-pass, high-pass, universal and notch designs with a range of cut-off frequencies and attenuation rates.

Custom-Built Filters

The basis of our filter activity, this service has for 20 years provided solutions to customers specific requirements. Based on in-house computer facilities and an extensive programme library we can design and manufacture the filters not provided in our standard range.

Designs can be passive or active with cut-off rates up to several hundred dB per octave in a frequency range up to around 70 MHz.



Barr & Stroud

Add us to your resources

ELECTRONIC FILTERS. OPTICAL FILTERS. FIBRE OPTICS. LASERS. SCIENTIFIC AND MEDICAL INSTRUMENTATION.

WW-051 FOR FURTHER DETAILS

Stereo power and phase meter

Power output measurements from 1 mW to 400W in a variable load

by C. T. Hodgson

A twin meter instrument for simultaneous output power and phase measurements on the two channels of an audio frequency stereo system. Power measurements in the range 1 mW to 400 watts per channel can be made by feeding switched internal resistances. The instrument is easily calibrated using either a.c. or d.c. For sinusoidal inputs the meter readings are accurately related to mean power.

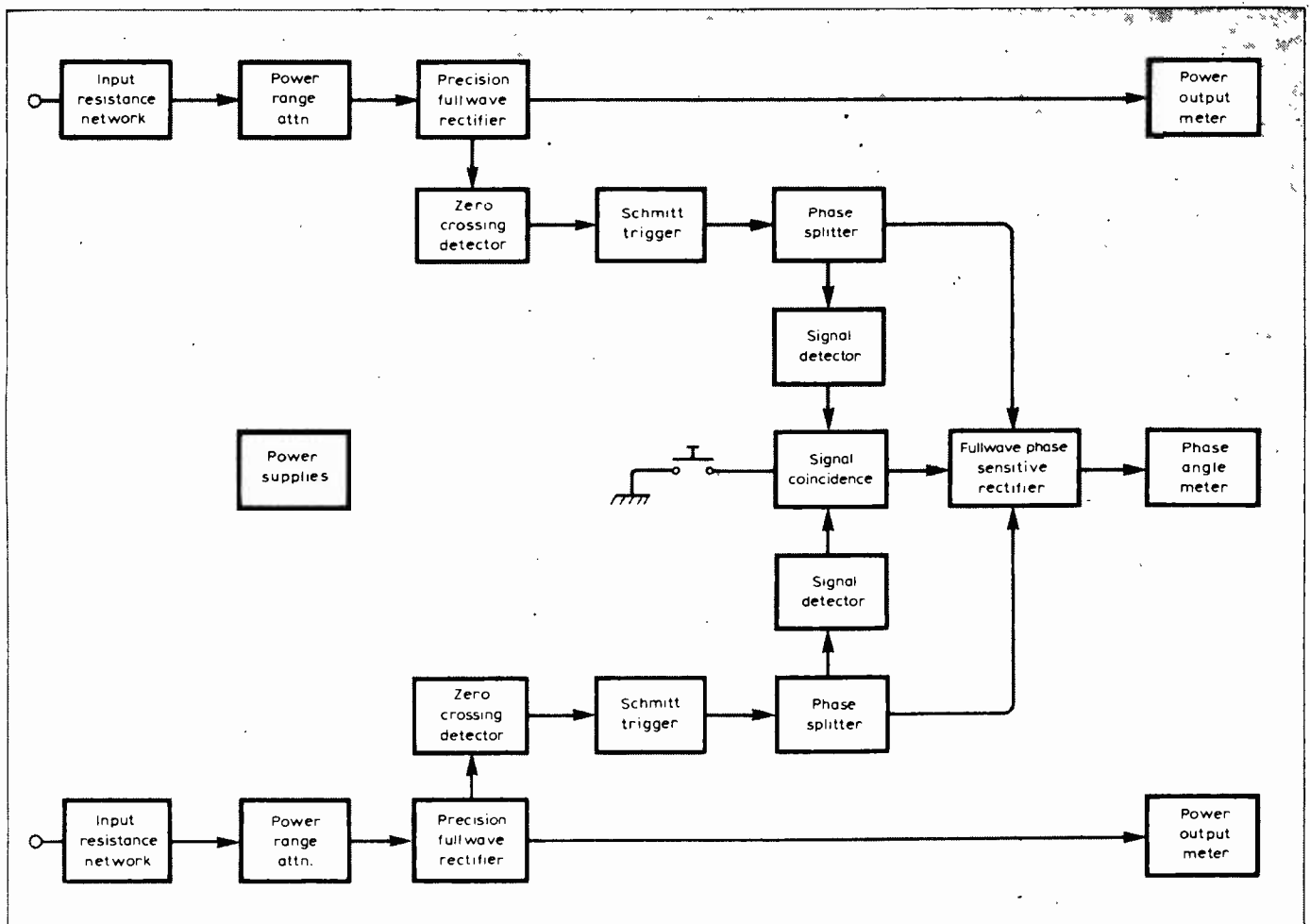
OUTPUT POWER is generally one of the first specifications of an audio system to be looked for by the average hi-fi enthusiast. Power levels of 100 watts per channel, and more, are commonplace in present-day hi-fi systems. But there are many variations in power rating quoted

in descriptions of audio amplifiers; for example, average power, peak power, music power, continuous power, mean power, and another power rating that is being increasingly used nowadays called r.m.s. power. This is absolute nonsense, of course, like talking about a miniature watt, and a number of authorities, for example Baxandall¹, have aired their strong objections to its continued use. It is important, therefore, to state clearly exactly which units of power this instrument actually measures. A moving coil loudspeaker is far from being purely resistive over the whole audio frequency spectrum, if indeed at any frequency but, unless otherwise stated, it is ordinarily understood that the loading of an amplifier under laboratory tests is predominantly resistive.

In a circuit consisting only of a simple

resistance the power in watts is given by the expression I^2R where I is the d.c. or r.m.s. value of the current; this is the mean power. This instrument uses an almost pure resistance to load the amplifier under test and the power it indicates is relative to mean power. Some authorities contend that, where peaky signals are involved, such as noise (and music, in general, can be considered as noise by this definition), there is some justification for an alternative standard unit of power. Whilst this may be true in certain very special circumstances, in the author's opinion the specification of mean power in the established way is more valuable and more easily measured for direct

Fig. 1. Block diagram of complete instrument.



comparison of systems. Measurement of absolute power by the classical method of determining its thermal or chemical effect is inconvenient in audio engineering practice to say the least.

In this instrument the value of the load resistance is first selected by a switch from a range of built-in commonly used values. The same switch unit selects a tap on the resistor such that the voltage output at the tapping point is the same for the five values of load resistance. This voltage is applied to a precision rectifier circuit through an attenuator calibrated in mean power: 1mW to 100 watts in six decade steps. The rectifier therefore works only over a restricted range of voltages. After rectification the unidirectional half sine-waves are applied directly to a moving coil volt-meter which reads the average value, $2/\pi$ times the maximum value. The meter is actually calibrated in dB, where 0dB is at the centre of the scale and corresponds to the selected value of power on the power range selector switch. A standard VU meter could also be used since these are calibrated in a similar way; the only difference is the percentage f.s.d. for a given power level. This is far from being an absolute method of power measurement, but the accuracy on pure sine-waves or square-waves (and d.c. of course) is excellent and the presentation of power is direct and extremely convenient. It is subject to some degree of error in the presence of waveform distortion and figures are given in the text for values of 2nd and 3rd harmonic distortion up to 50%. Errors for more realistic values of distortion are too small to read on the meters.

The 3dB bandwidth of the amplifier extends to over 200 kHz and is flat from

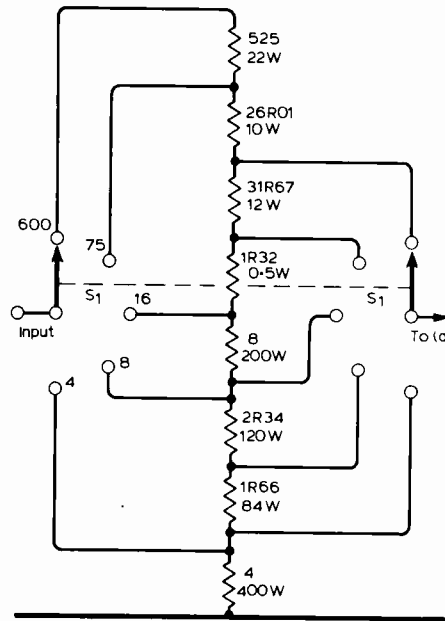
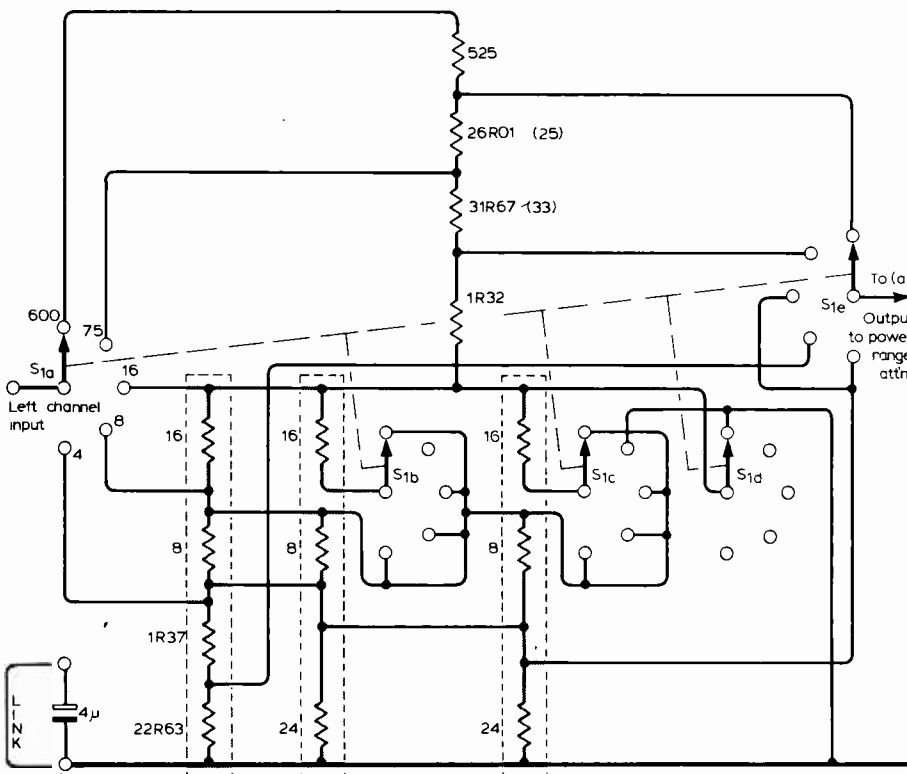


Fig. 2. Input resistance switching arrangement in its basic form.

zero to around 30kHz. The twin-channel capability, like that of a double-beam oscilloscope, enables direct comparison of stereo amplifier channel characteristics such as frequency response and output power, etc., to be observed over the whole range of audio frequencies. The inclusion of a precision phase meter is primarily for circuit research and development work. The phase relationship between the two channels from 5Hz to 50kHz is continuously presented in direct form, and the combination of

Fig. 3. Practical arrangement for switching input resistance.



three panel meters is useful for setting-up stereo and quadrophonic systems and for the purpose of demonstration.

Circuit design

Load selector. There are five fixed values of input resistance, 4, 8, 16, 75 and 600 ohms. The three lower values are those most commonly used in audio equipment for the British market as well as many other countries whilst the other two are well established values for attenuating networks and source impedances for test gear. The input impedance selector switch has three separate functions apart from the twin channel function; firstly it selects the desired value of load resistance, secondly it controls the distribution of power within the load and thirdly it taps the load network to provide the same output voltage, for a given output power, for any of the five load resistances.

The basic resistance network is shown in Fig. 2. The high-power loads for the three lower resistance values are constructed from commercially available electric fire elements. This is a very cheap and practical method of constructing high-wattage resistors, since any non-standard value can be wound and power can be spread evenly over a large area. The length/diameter ratio of the resistance coils is such that the inductance is small. The switching arrangement of the sections and the close screening provided by the heat sink and mounting rods all help to minimise the inductive reactance. There are three 1kW bars for each channel, making six in all. The heat sink is a prefabricated structure of aluminium alloy.

1kW bar elements, for a 240V supply, have a nominal resistance of 55 ohms. They are rewound, with the original wire, to a value of 48 ohms, in three sections of 8, 16 and 24 ohms. One element in each triple has an additional tap on the 24 ohm section, but all bars could incorporate this tap, if desired for the purpose of standardization. It is unimportant which bar is additionally tapped: indeed all three taps could be connected together in the interests of symmetry. The input impedance selector switch connects the sections in various series-parallel arrangements. For example, each 4 ohm load consists of six parallel paths of 24 ohms, as in Fig. 3, so that the heat generated is evenly spread within the heat sink. Each bar is supported on a 0.25in diameter aluminium alloy rod which effectively conducts heat to the cabinet metal-work. The effectiveness of this arrangement is such that the temperature rise inside the cabinet is approximately 0.12°C/watt; this could be further improved by anodising the sink black, but this has not been done on the prototype. On the two higher resistance ranges (75 and 600 ohms) the power handling capacity is rather lower: using the components specified,

25 watts can be safely handled on both of these ranges.

Power range selector. There are six preselected values of output power, from 1mW to 100W in 10dB steps, for which the output meter reads 0dB. If the power meter has 0dB as its centre calibration, the full scale deflection on the highest range is +6dB, corresponding to 400 watts per channel. If standard VU meters are used then full scale deflection will be restricted to 200 watts per channel. Using external loads as power shunts in addition to the internal chain of switched resistors can extend the range of power measurements to any desired value.

The power range selector takes the form of a switched attenuator, connected across the output terminals of the input load resistance, see Fig. 4. The total resistance value of the attenuator is 68.89kΩ, so that errors in power measurement and input resistance caused through circuit loading by the attenuator are negligible. For simplicity, only single, standard 1% values of resistance in the E12 range are used in the attenuator, but the errors in attenuation are sufficiently small to make this a most practical arrangement. Output loading in this application is the impedance of the non-inverting input of an operational amplifier and it is sufficiently high to cause negligible error.

Precision rectifier. A number of circuit configurations have been published for minimising the effect of non-linearity of diode I_a/V_a characteristics by incorporating them in the feedback path of a high-gain amplifier. One basic arrangement is simply to connect a diode bridge rectifier in the feedback loop of an operational amplifier and feed a moving-coil meter directly from the common-polarity terminals. Such an arrangement works extremely well in practice, its main drawback being that

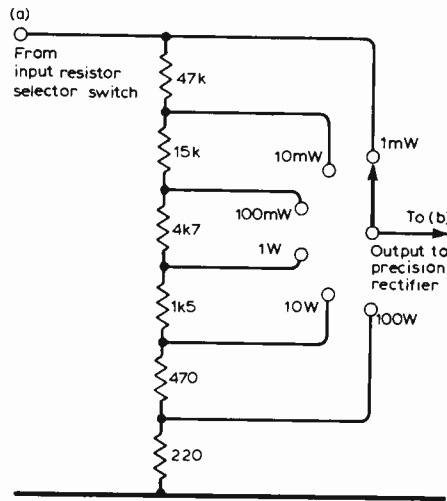


Fig. 4. Range switch, preferably using 1% resistors.

neither of the meter terminals can be grounded. Alternative arrangements, using an additional operational amplifier to deal with the positive and negative halves of the input waveform separately, do not have this defect. There is little difference in the performance of any one of them but the arrangement described by Mann² is used in this instrument because it is probably the simplest to construct and very easily balanced, an important feature in the present application. The output impedance is low, it has one output terminal grounded and therefore it can be used to drive external recording instruments if desired.

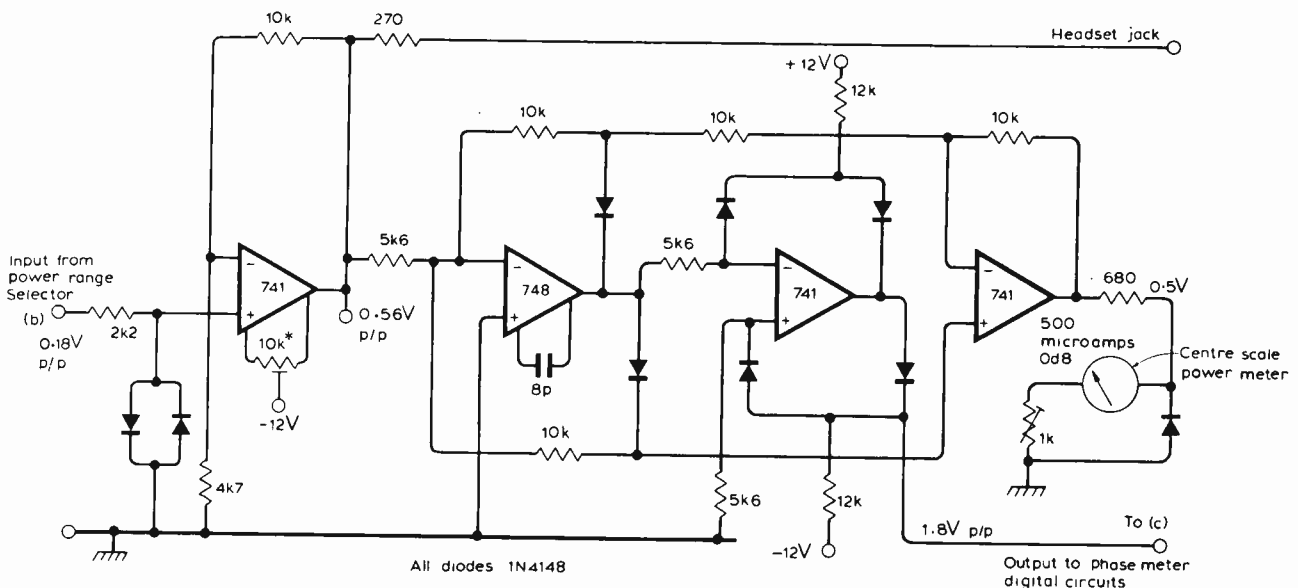
The circuit diagram of the complete rectifier is shown in Fig. 5. For sine-wave input, the output waveform consists of almost perfect, unidirectional, half sine-waves. The average value of the output voltage is therefore 0.637

Fig. 5. Precision full-wave rectifier circuit (748) and zero-crossing detector. The nulling pot. on the first 741 sets the correct balance in the rectifier for meter zero (power).

times the peak value. A moving-coil voltmeter responds linearly to the average voltage but the scale can be calibrated in any desired units, and in this application the units are dB referred to any one of the six standard power values selected by the power range selector. Thus, on the lowest range 0dB corresponds to 1mW in any of the selected values of load resistance, and on the highest power range it corresponds to 100 watts. The performance figures of an amplifier are so much more easily compared with the specification by this type of presentation. It is not intended as a substitute for an oscilloscope but rather to enable one to reserve the oscilloscope for examination of waveforms in other parts of the circuit whilst continuously monitoring the output power.

Phase-angle meter. Like the full wave rectifier the phase meter, seen in Fig. 6, is also a precision circuit. The principle of operation is well known but the circuit arrangement used in this instrument embodies a number of novel features. The two input signals are first converted into square waves, paying particular attention to the preservation of the 1:1 mark-space ratio over the range of input levels. If the square-waves are simply added by a NAND gate, the output consists of a varying duty-cycle pulse of constant amplitude. The average d.c. output is directly proportional to the duty-cycle ratio, and hence phase angle, but in this simple arrangement the duty-cycle is only 25% for a 90° phase angle. Considerable smoothing is needed to obtain a steady meter indication at low audio frequencies.

The circuit used in this instrument operates in push-pull and full-wave addition is employed. In this way the output for signals in-phase or out-of-phase is d.c. and can be used down to fractional cycle signals. At 90° phase difference the output is a square wave



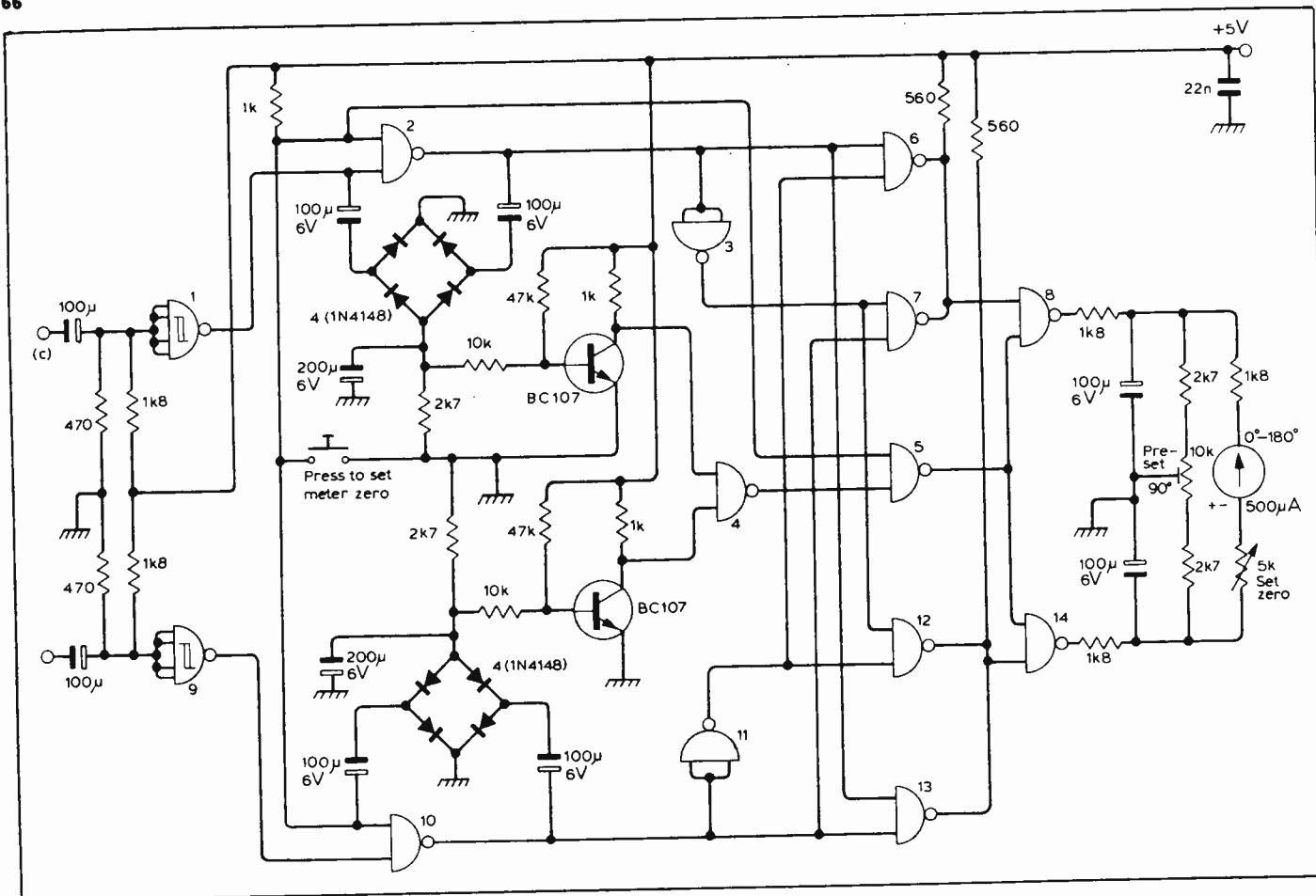


Fig. 6. Phase meter, fed by zero-crossing detector in Fig. 5.

at twice the frequency of the input waveform. This is the worst condition and, with a modest degree of smoothing, the system is very effective at frequencies well below 10Hz. The precision depends entirely on the effectiveness of the squaring circuits. Signals from the power range selector switch are in the range 0.057 to 0.36 volts peak/peak (corresponding to 0.18 volts -10dB and +6dB respectively) and perfect squaring has to be achieved only over this restricted range. There are three stages in this operation; firstly the open loop gain of the 748 precision full wave rectifier is used as the first stage of a zero crossing detector. This is followed by a second zero crossing detector designed to drive an integrated-circuit Schmitt trigger, IC₁ in Fig. 6. A NAND gate, IC₂, provides phase-inverted square waves to that, after full-wave rectification, d.c. is obtained. The d.c. output from each signal detector is fed to a NAND gate, IC₄, which switches on the phase sensitive rectifier only when two signals are present.

A second NAND gate in each channel, IC₃ and IC₁₁, provides the bi-phase drive to the phase-conscious rectifier, which uses four open-collector NAND gates connected in push-pull pairs; one pair for each channel sharing a common load resistance. The electronic switching of the meter circuit enables a test condition for 0° to be generated, so that the meter series resistance (5kΩ) can be adjusted to make the directly calibrated meter read accordingly. A simple method of checking that the phase

meter is operating correctly is to inject a signal into one channel using the 600 ohm range and to feed the other channel through a capacitor of known value. The input frequency for any phase angle can then be calculated $-\tan \theta = X_c/R$, and for a 45° check, $\omega RC = 1$. Using a 0.1µF capacitor, 45° corresponds to a frequency of 2653Hz. The same test condition can be used to verify the

independence of the indicated phase angle on the input power over the range f.s.d. to -30dB on the output power meters.

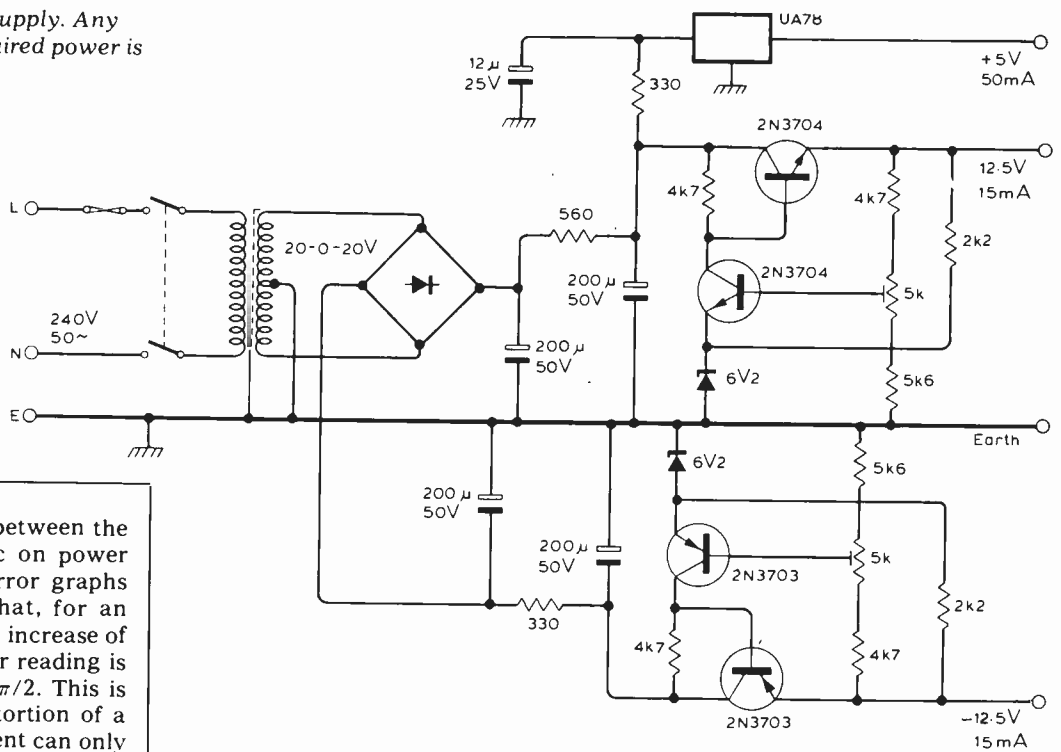
The phase indicating meter is a centre-zero (pointing) movement, actually marked 90° on the scale. A preset potentiometer (10kΩ) connected across the meter circuit enables the circuit d.c. conditions to be balanced at this point. This is an unusual arrangement and may need some clarification. On connexion to a stereo system one wants to know the phasing of the output signals, that is, whether they are in-phase or out-of-phase, and so the meter indication should be unambiguous. A centre zero (reading) meter with full-scale indications of ±90° would be meaningless in this application. For instant verification that a stereo pick-up, microphones or tape recorder heads are correctly phased, two lamp indicators could be used instead of an expensive meter. This is a simple modification since the output at 0° and 180° is d.c. of opposite polarity.

Following education at Hull Technical College and after a brief period as a sea-going wireless operator the author entered the Civil Service, joining Sir Robert Watson-Watt's team at Bawdsey (Radar) research station one year before World War two. Until early 1942 he worked on antennas, receiver installation and calibration of the original chain of radar (CH) stations in the UK. He moved with Telecommunications Research Establishment (TRE, now RSRE) to Malvern in early 1942, where he worked, almost exclusively, on the development of low-noise i.f. amplifiers for radar receivers. After the launch of the first American space satellite, he joined the newly-formed Satellite Tracking Group at Malvern under the direction of Dr. W. A. Scott-Murray, and headed the receiver design team. During the five years prior to retirement he was a Principal Scientific Officer in the Guided Weapons Group at RSRE.

The author now has his own laboratory where he is able actively to continue experimental work in various fields of electronics.

Phase and distortion. It is interesting, especially in view of the volume of correspondence on the effects of phase distortion published in the *Wireless World* recently, to observe (and listen to) sine waveforms with known amounts of harmonic distortion. The illustrations given in Figs. 8 and 9 of 2nd and 3rd harmonic distortion respectively show the horrifying appearance of extreme examples, but the main purpose of these is to illustrate the effect of

Fig. 7. Suggested power supply. Any similar source of the required power is suitable.



varying the relative phase between the fundamental and harmonic on power meters of this sort. The error graphs given in Fig. 8(d) show that, for an harmonic content of 50%, an increase of about 0.9 dB in power meter reading is given for a phase angle of $\pi/2$. This is interesting insofar that distortion of a sine wave of voltage or current can only be caused by the addition of "foreign matter" and therefore noise, harmonics or whatever must necessarily add power. At 50% waveform distortion $V_{\text{fundamental}} / V_{\text{harmonic}} = 2$, corresponding to an increase of 25% in power, i.e. +0.9691 dB. It is perhaps only a matter of academic interest that, because of this, those points on the graph of Fig. 8(d) corresponding to 0 or π which show almost zero error are, in reality, points of maximum error in actual power and that the 0.9dB error shown at $\pi/2$ is, in fact, very nearly the true value. A similar argument for 3rd or any other harmonic also applies but it must be stressed that the power meter errors given in Figs. 8(d) and 9(d) are the practical result of adding measured percentages of harmonic under controlled phase. In a practical situation one seldom knows what constitutes waveform distortion (let alone phase) hence the specification for amplifiers is usually quoted in terms of total harmonic distortion (t.h.d.) and is given as a percentage of the fundamental at certain spot frequencies. For as much as 10% t.h.d. the maximum error given by meters of this sort is of the order of $\pm 0.2\text{dB}$. Practically all of this error is caused by 3rd, and, to a lesser extent, other odd harmonics.

The author is indebted to Mr. E. F. Good for helpful discussions and for checking the manuscript and also to Texas Instruments for permission to reprint the circuit of the 'Full Wave Rectifier' (IC₂ and IC₄ in Fig. 5).

References

1. P. J. Baxandall. 'Low-cost High-quality Loudspeaker'. High Fidelity Designs: Wireless World Publication.
2. Richard Mann. Applications of Operational Amplifiers. Semiconductor Circuit Design, Vol. 2, Texas Instruments Ltd.

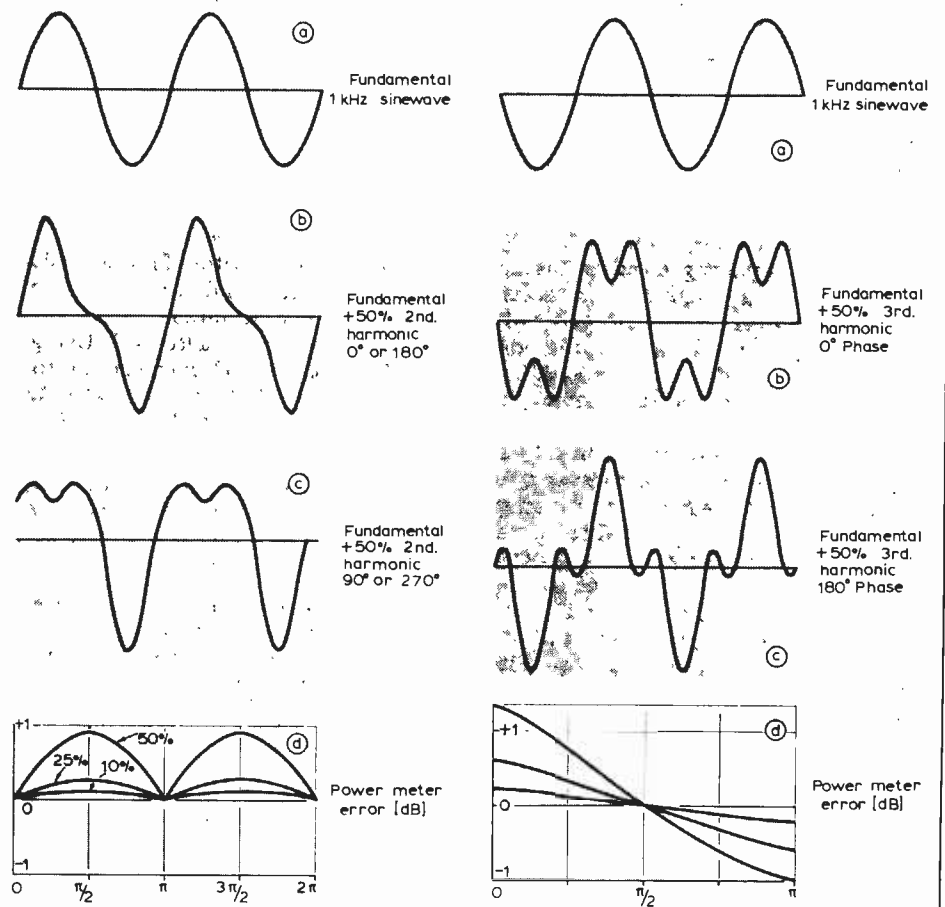


Fig. 8. Variation of power meter error with change in 2nd harmonic phase relative to zero-crossing of fundamental. Parameters are 10%, 25% and 50% 2nd harmonic.

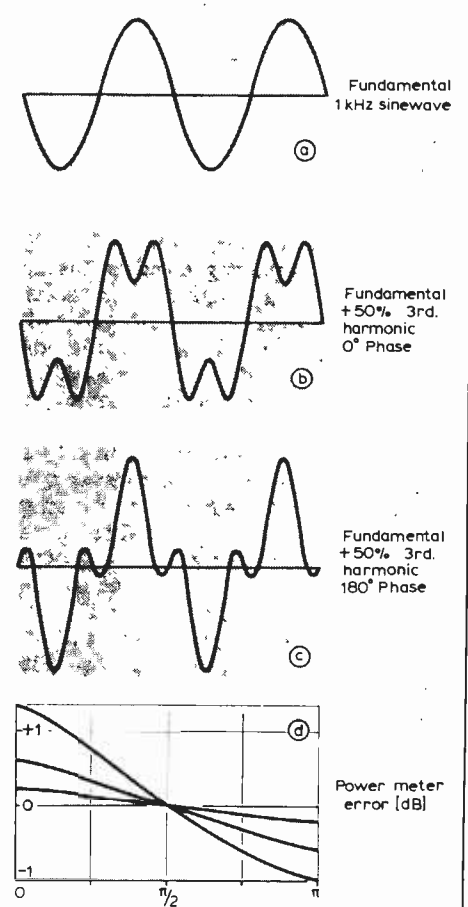


Fig. 9. Third harmonic distortion and the error caused; the diagrams are similar to those of Fig. 8.

CIRCUIT IDEAS

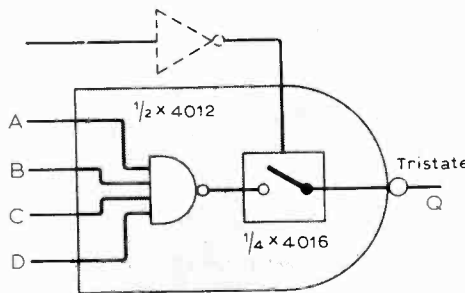
Transformerless enlarger timer

MOST photographic enlarger timers require a transformer for their low voltage d.c. supply. This circuit runs from 1mA supplied by the mains via a 10kΩ resistor and rectifier. A Ferranti ZN1034E timer i.c. generates the delay and supplies +5V for the c.m.o.s. gates. The triac is triggered with 100μs 60mA pulses at the zero-crossing point. The c.m.o.s. logic generates these pulses when activated by the timer's Q̄ output. A logarithmic potentiometer may be calibrated from 1 to 120s.

M. J. Mayo,
Gloucester.

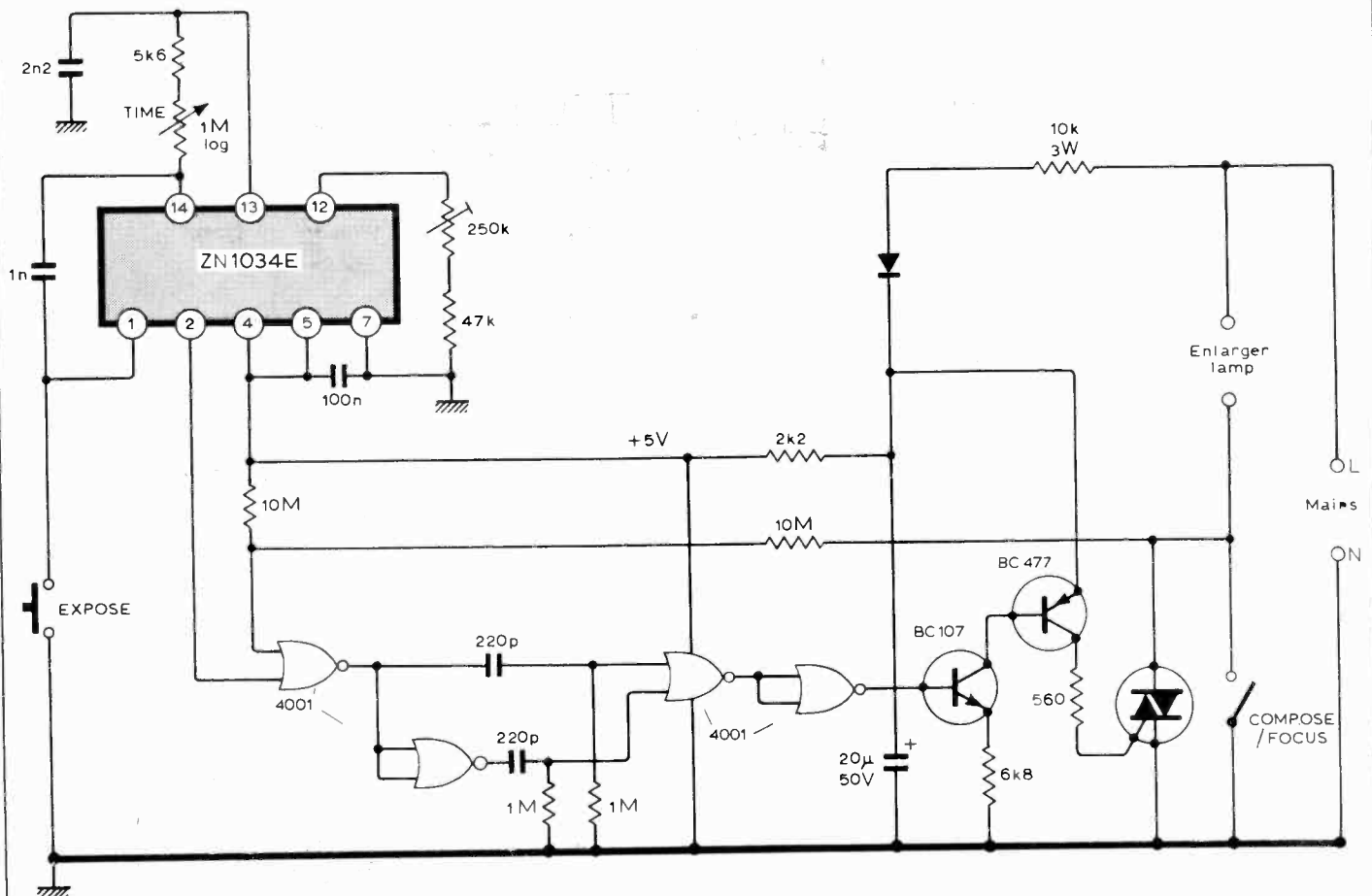
Tristate c.m.o.s.

AT PRESENT only a few tristate circuits are produced in c.m.o.s., and



frequently the available configuration is unsuitable. For example, the 4502 strobed hex inverter can only be used with all its outputs simultaneously disabled. Any c.m.o.s. logic circuit can be readily converted into a tristate form by the addition of an analogue gate. The circuit shows a four input NAND with an analogue gate, to produce a NAND tristate. The input operates in the opposite sense to a 4502, logic 1 is on, logic 0 is off. The addition of an inverter ensures conformity.

Dr. D. Price,
Knockholt,
Kent.

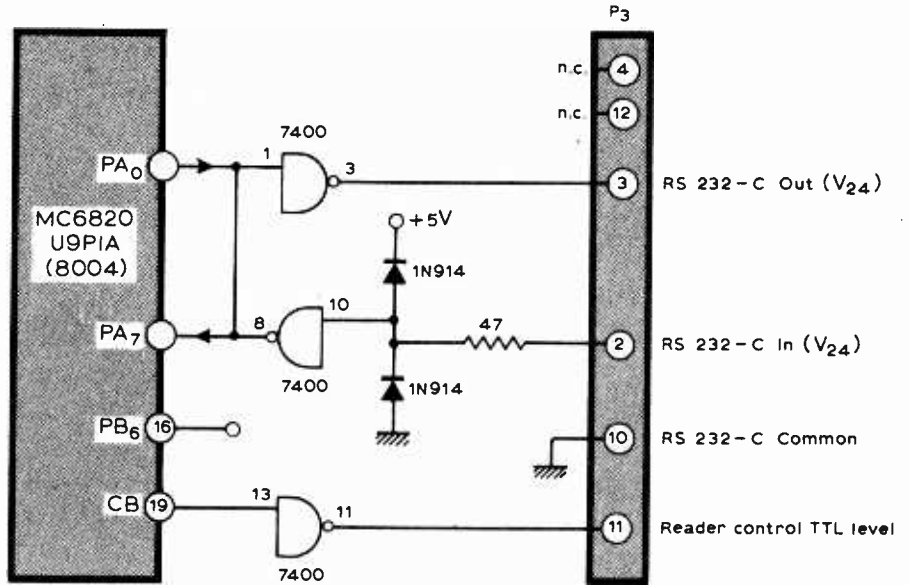


Simplified console interface for MEK6800D1 microcomputer

A SIMPLIFIED console interface can greatly reduce the cost of a MEK microcomputer. This design is used with either t.t.l. level or RS232-C compatible i.o. terminals. Standard teletypes use the current loop interface which is part of the normal MEK interface.

To construct the circuit the MEK is built following the instructions, but the parts in the console interface (lower right corner of the MEK circuit diagram U9 U17-21) are omitted. No alteration of the board is necessary but jumper leads and the additional components are added where necessary. The 7400 is substituted for the U17 and is a direct replacement. P3 is connected as shown in the MEK instructions but 12 V are not needed. The t.t.l. output of the simplified interface will drive most RS232-C interfaces although it is out of their specification. The diode-resistor network on the input, interfaces the RS232-C output to t.t.l. level and may be eliminated if the console terminal is already at t.t.l. level.

As no modifications to the MEK circuit board are made, it is possible to



reconvert to the normal interface if desired.

M. F. Smith,
University College,
Galway,
Ireland.

C.m.o.s. touch switch

BECAUSE this c.m.o.s. touch switch does not rely on mains hum for switching, it can be used with battery powered circuits. The design is also immune to noise spikes. Schmitt trigger IC₁ forms a 100kHz oscillator and IC_{2a}, which is biased into the linear region, amplifies the output and charges C₁ via the diode. IC_{2b} acts as a level detector. When the sensor is touched the oscillator signal is severely attenuated which causes C₁ to discharge and IC_{2b} to cleanly change state.

The sensor can be constructed from two capacitors or a piece of double sided printed circuit board etched as shown. Because the oscillator can drive several switches, a multiple sensor can also be constructed. If necessary, the output from IC_{2b} can drive a latch circuit.

N. Sunderland,
Reading,
Berks.

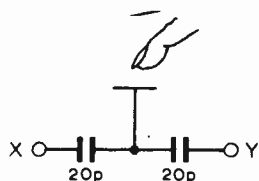
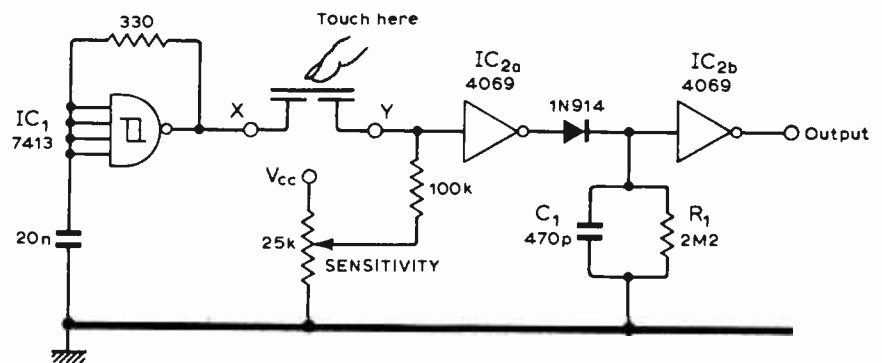


Fig. 1

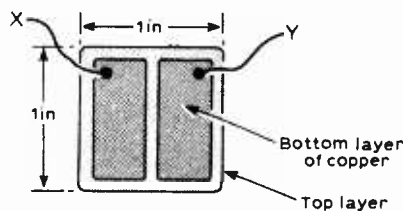


Fig. 2

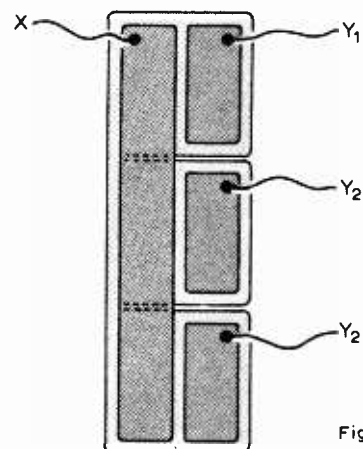
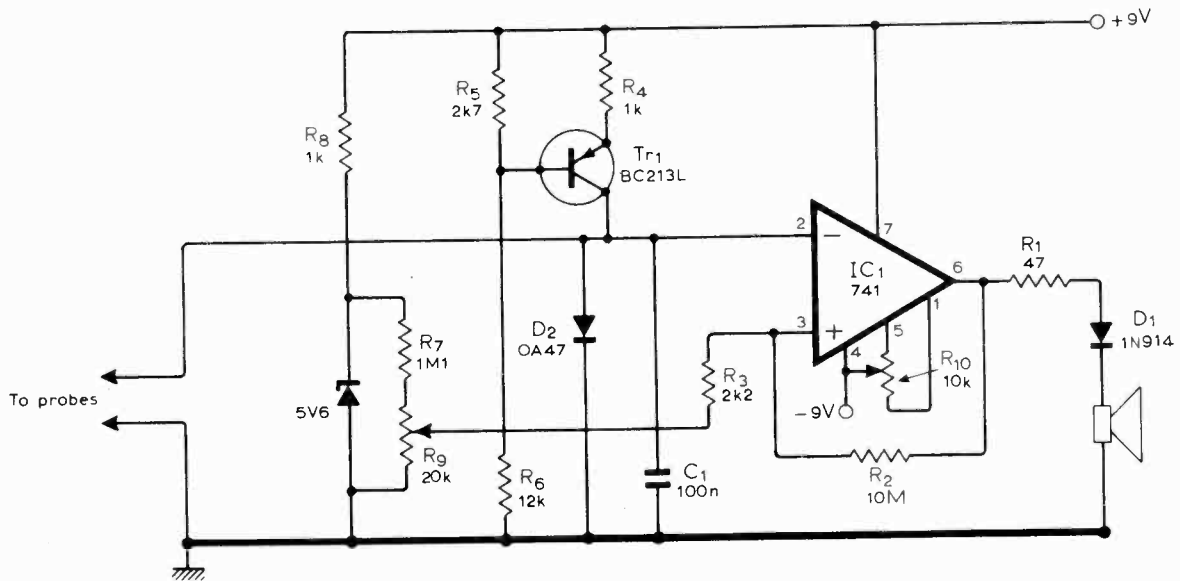


Fig. 3



Continuity tester

THIS INSTRUMENT was designed for testing equipment which has active components connected. The probes have an open circuit output clamped at 0.3V, and the short circuit current is only 1mA. Transistor Tr₁ forms a constant current source of 1mA with the collector, and

therefore the probe, held at 0.3V by a germanium diode. The op-amp forms a Schmitt trigger with an adjustable threshold set by R₉. This trigger point determines the maximum resistance that will operate the circuit, and may be preset within the range 0 to 90Ω. Use of

R₁₀ in conjunction with R₉ eases setting-up for low values of resistance. An ITT miniature sounder type U5-35R is used to indicate continuity. If a non-capacitive sounder is used R₁ can be omitted.

R. Batty,
University of Sheffield.

Feedforward amplifier

THIS VOLTAGE amplifier drives a grounded load and uses feedforward to reduce distortion. Components R_a, C_a and C_b are used to balance any delays between the two amplifiers. If close tolerance components are used it is possible to obtain very low distortion levels for high output signals. If conventional op-amps such as 741s are used for A₁ and A₂, and C_a = C_b = 0,

$$V_{main} = + \frac{R_1 + R_1 // R_2}{R_1 // R_2} V_{in} + V_d$$

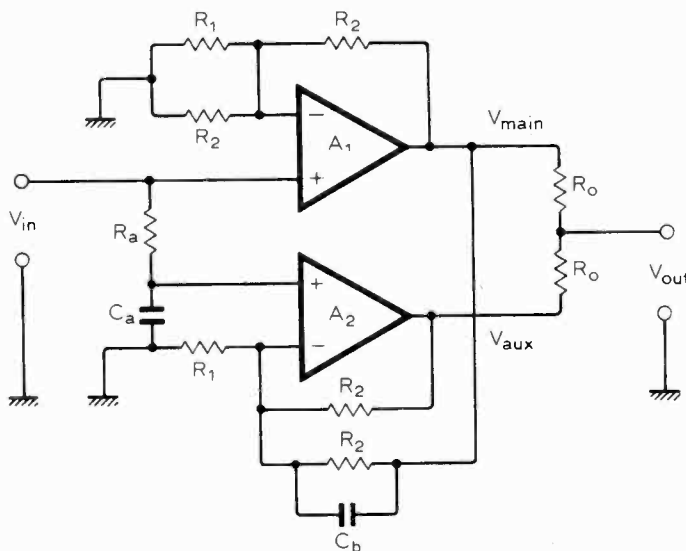
where V_d is composed of noise and hum

$$V_{aux} = -V_{main} + \frac{R_1 + R_1 // R_2}{R_1 // R_2} V_{in} - V_d$$

Therefore,

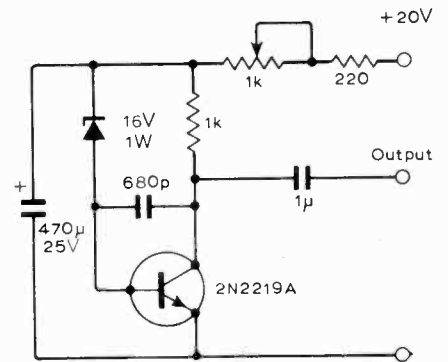
$$V_{out} / V_{in} = 1/2 \frac{R_1 + R_1 // R_2}{R_1 // R_2}$$

In the prototype R₁ = 100kΩ, R₂ = 10kΩ, and R₉ = 1kΩ.
Giovanni Stocchino,
Rome,
Italy



Simple noise generator

THE CIRCUIT shown was used as an emergency noise generator because it can be assembled quickly. Noise from this generator falls in the audio range and the wideband level is over 1V, ad-



justable to zero by the potentiometer. Without the 680pF capacitor the noise extends up to 30MHz with a wideband level of more than 5V.

If lower zener and supply voltages are used, the noise level is reduced drastically.

D. Di Mario,
Yeoville,
Johannesburg,
South Africa.

KEEP YOUR COOL

WITH ANTEX SOLDERING IRONS...

THIS UNIQUE SAFETY STAND - PART OF THE ANTEX SOLDERING KITS SK3 and SK4



Stand S.T.3 has a chromium plated steel spring and is suitable for all our models Priced at £1.75 inc. VAT & P&P


With the new Antex soldering stand you have the assurance that with the iron tucked neatly into the strong angled spring coil you have maximum safety when preparing or waiting for the iron to heat. Moulded into this stand is provision for six alternative bits, and two small sponges for cleaning bits.

This sturdy plastic stand is a useful addition to any household or workshop. The SK3 and SK4 kits comprise of a full instruction card mounted with either the CX miniature soldering iron or the larger X25 general purpose iron. Included in both of these kits is the safety stand.

All the range of Antex soldering irons are made on the principle of putting the heating element inside a shaft, then the desired bit is eased over the shaft, giving maximum heat transference, this is why so often a small Antex iron can do the job of a larger conventional iron. The precision made slide on bits are slit to make them easily interchangeable.


Our comprehensive range is sure to meet your need.

Model CX-17
watts




a miniature iron with the element enclosed first in a ceramic shaft, then in stainless steel. Virtually leak-free. Only 7 1/2" long. Fitted with a 3/32" bit £3.91 inc VAT & P&P. Range of 5 other bits available from 1/4" down to 3/64"

Model X25-25 watts



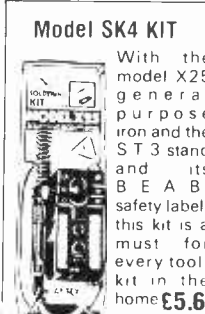
A general purpose iron also with a ceramic and steel shaft to give you toughness combined with near-perfect insulation. Fitted with 1/8" bit and priced at £3.91 inc VAT & P&P. Range of 4 other bits available. **B.E.A.B. APPROVED**

Model SK3 KIT



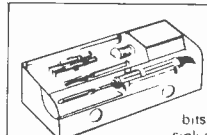
Contains both the model CX soldering iron and the stand S.T.3. Priced at £5.62 it makes an excellent present for the radio amateur, model-maker or hobbyist.

Model SK4 KIT



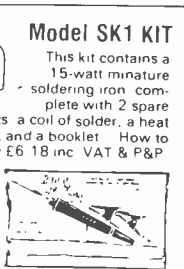
With the model X25 general purpose iron and the S.T.3 stand and its B.E.A.B. safety label this kit is a must for every tool kit in the home. **£5.62** inc VAT & P&P

Model SK1 KIT



This kit contains a 15-watt miniature soldering iron complete with 2 spare bits a coil of solder, a heat sink and a booklet. How to solder. Price £6.18 inc VAT & P&P

Model MLX KIT



The soldering iron in this kit can be operated from any ordinary car battery. It is fitted with 15 feet flexible cable and battery clips. Packed in a strong plastic envelope it can be left in a car, a boat or a caravan ready for soldering in the field. Price £4.59 inc VAT & P&P

Stocked by most of the well-known wholesalers, and many retailers. Or direct from us if you are desperate



Please send the following ... I enclose cheque P. O. Giro No258 1000

Name

Please send the ANTEX colour brochure ... Address

ANTEX LTD. FREEPOST, PLYMOUTH PL1 1BR TEL. 0752 67377 WW 5/78

WW-063 FOR FURTHER DETAILS

MK14-the only low-cost keyboard -addressable microcomputer!

The new Science of Cambridge MK14 Microcomputer kit

The MK14 National Semiconductor Scamp based Microcomputer Kit gives you the power and performance of a professional keyboard-addressable unit – for less than half the normal price. It has a specification that makes it perfect for the engineer who needs to keep up to date with digital systems, or for use in school science departments. It's ideal for hobbyists and amateur electronics enthusiasts, too.

But the MK14 isn't just a training aid. It's been designed for practical performance, so you can use it as a working component of, even the heart of, larger electronic systems and equipment.

MK14 Specification

- ★ Hexadecimal keyboard
- ★ 8-digit, 7-segment LED display
- ★ 512 x 8 Prom, containing monitor program and interface instructions
- ★ 256 bytes of RAM
- ★ 4MHz crystal
- ★ 5V stabiliser
- ★ Single 6V power supply
- ★ Space available for extra 256 byte RAM and 16 port I/O
- ★ Edge connector access to all data lines and I/O ports

Free Manual

Every MK14 Microcomputer kit includes a free Training Manual. It contains



Just
£39.95
(+ £3.20 VAT, and p&p)

operational instructions and examples for training applications, and numerous programs including math routines (square root, etc) digital alarm clock, single-step, music box, mastermind and moon landing games, self-replication, general purpose sequencing, etc.

Designed for fast, easy assembly

Each 31-piece kit includes everything you need to make a full-scale working microprocessor, from 14 chips, a 4-part keyboard, display interface components, to PCB, switch and fixings. Further software packages, including serial interface to TTY and cassette, are available, and are regularly supplemented.

The MK14 can be assembled by anyone with a fine-tip soldering iron and a few hours' spare time, using the illustrated step-by-step instructions provided.

Tomorrow's technology – today!

"It is not unreasonable to assume that within the next five years . . . there will be hardly any companies engaged in electronics that are not using micro-processors in one area or another."

Phil Pittman, Wireless World, Nov. 1977.

The low-cost computing power of the microprocessor is already being used to replace other forms of digital, analogue, electro-mechanical, even purely mechanical forms of control systems.

The Science of Cambridge MK14 Standard Microcomputer Kit allows you to learn more about this exciting and rapidly advancing area of technology. It allows you to use your own microcomputer in practical applications of your own design. And it allows you to do it at a fraction of the price you'd have to pay elsewhere.

Getting your MK14 Kit is easy. Just fill in the coupon below, and post it to us today, with a cheque or PO made payable to Science of Cambridge. And, of course, it comes to you with a comprehensive guarantee. If for any reason, you're not completely satisfied with your MK14, return it to us within 14 days for a full cash refund.

Science of Cambridge Ltd,
6 Kings Parade,
Cambridge,
Cams., CB2 1SN.
Telephone: Cambridge (0223) 311488

To: Science of Cambridge Ltd,
6 Kings Parade, Cambridge,
Cams., CB2 1SN.

Please send me an MK14 Standard
Microcomputer Kit. I enclose cheque/
Money order/PO for £43.55 (£39.95
+ 8% VAT and 40p p&p).

Name _____
Address (please print) _____

_____ ww5

Allow 21 days for delivery.

Science of Cambridge

WW-011 FOR FURTHER DETAILS

The Viewdata computer — 2

More on the software used for information retrieval

by **S. Fedida** B.Sc(Eng.), M.Sc., F.I.E.E., A.C.G.I., Post Office Research Centre

Now the Post Office has announced that Viewdata is to go ahead as a public service early in 1979 the current articles on this information retrieval system become of more immediate interest. The April issue described the hardware of the computer and some of the software. In this article, the remainder of the software is explained. (See also articles on the overall system, terminals and codes, February-May, 1977.)

It is in the register save area of the master segment of the old process that the contents of the working registers are stored, when a change is made to a new process. These working registers are

- S: The sequence register (or programme counter), 16 bits.
- L: The local workspace register, 16 bits.
- A: Accumulator, 32 bits.
- B: Accumulator extension, 32 bits.
- X: Index register, 16 bits.
- Y: Base register, 16 bits.
- Z: Base register, 16 bits.
- E:
- C: Control register or condition marker, 8 bits.

If the old process is in the RUN or HELD state all its registers are saved — otherwise only the S and L registers are saved. Thus computer information about the status of a process is saved, whenever it relinquishes control of the processor.

(b) *Load hardware and other registers.* Once the working registers of the old process are saved, the hardware segment registers are loaded with the required parameters for the new process.

Hardware segment register. An essential part of the segmentation system described above is the hardware segment register unit (h.s.r.u) which consists of eight hardware registers, each of 20 bits, which define the position and length of certain segments in store in

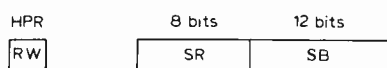


Fig. 8. Layout of hardware segment registers.

the way indicated in Fig. 8. The field SB, which is 12 bits long, defines the segment base as a multiple of 64 bytes (thus covering the complete range of the main store, which has a maximum

capacity of 256kbytes), while the length of the segment L is given by field SR (or segment range) as $L = 64 (SR + 1)$ bytes.

The eight registers of the h.s.r.u. contain the following information:

HSR(4) is pointer to master segment from SST entry i.e. $P + 4$

HSR(0) to HSR (3) define the four current segments of the current process.

HSR(4) defines the master segment of the current process.

HSR(5) defines the process vector

HSR(6) defines the system segment table.

HSR(7) defines the system buffer area.

Associated with registers HSR(0) to

(3) which define the locations of the four current segments of the process are four 2-bit hardware protection registers (h.p.r.), shown in Fig.8, which contain the access permissions of the four segments. The first bit, R, if set, permits reading from the segment for data or instructions while the second bit, W, if set, permits the writing into the segment.

The hardware segment registers thus provide the addresses of systems tables such as system segment table (already dealt with above), the address of the process vector and system buffer area, (which will be dealt with later), the

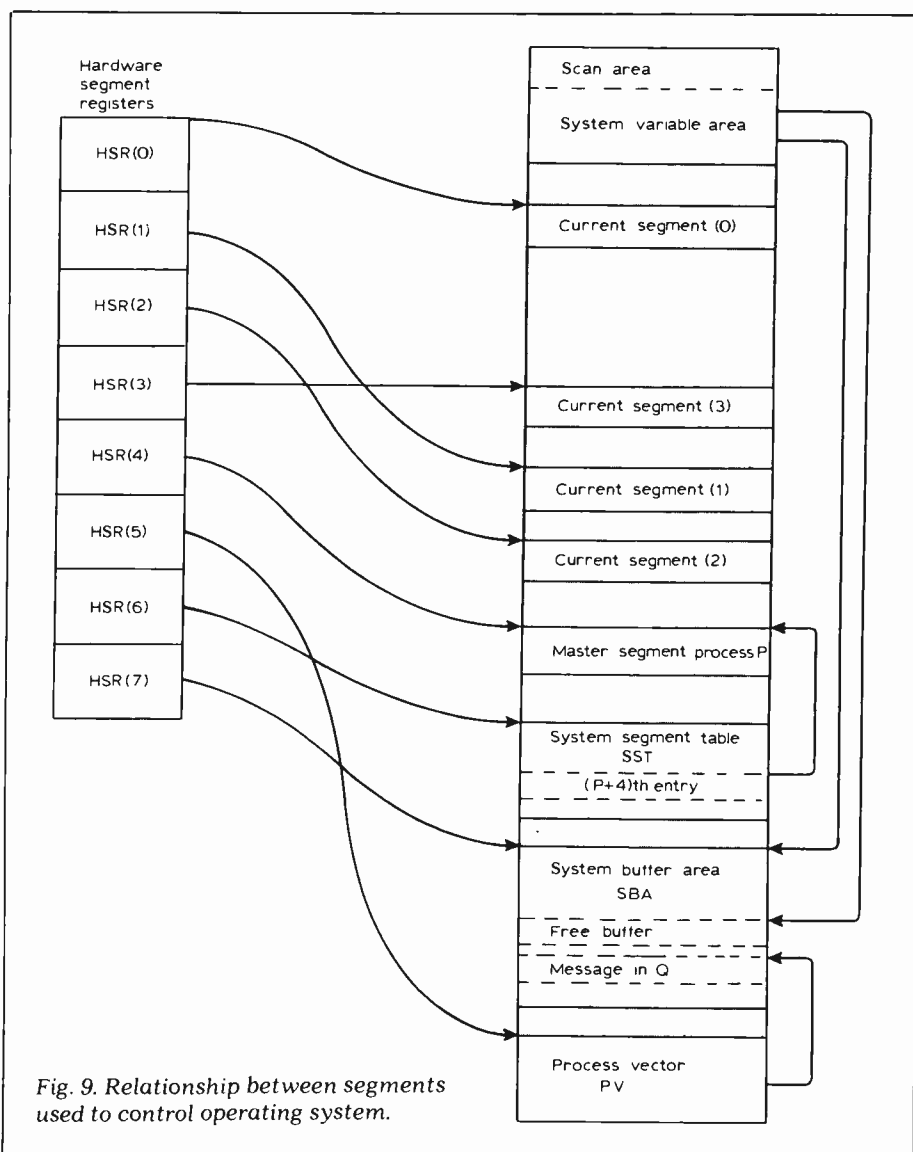


Fig. 9. Relationship between segments used to control operating system.

address of the current segments (with their access permissions) and of the master segment of the current process. They are also used for mapping the virtual address, used within programmes to actual addresses in the main store, as will be indicated in the

Items of storage, i.e. data or code, are accessed by processes using a 16-bit virtual address. The most significant two bits of the virtual address define the segment in which the item to be accessed is located by reference to the appropriate HSR (HSR (0) to HSR (3)). The remaining 14 bits define the displacement of the item for the start of the segment. The mapping from virtual address to real address converts the 14-bit virtual address to an 18-bit real address, using the SR and SB fields of the appropriate hardware segment register as specified by the most significant two bits of the virtual address. The mapping is done entirely by hardware and is consequently very fast. It is in this address mapping and the checking of access permissions that reside a great deal of the store protection against corruption which Nucleus provides.

Hardware segment masters HSR (5) to HSR (7) are loaded initially when the

system is first set running, for example following initial programme load.

When the new process is selected to run, HSR(4) is loaded from SST (P + 4), where P is the number of the process, thus specifying the master segment. If the segment is absent the process cannot be run and a special error trap occurs (master segment break). HSR(0) to HSR(3) are loaded using the four CST entries in the master segment, which refer to entries in the SST. These are transferred from the SST to the hardware segment registers. When the hardware segment registers have been loaded, the S and L registers are now loaded from the "save" area of the master segment of the process, thus providing the instruction number from which the programme sequence is to start.

State of the new process

The state of the process is now tested, i.e. whether it is in the READY or the RUN state. This is done by reference to the process vector, which has been mentioned briefly earlier.

The process vector (PV) is a segment accessible to Nucleus for the control of all processes. The starting address of the

process vector segment is given by the contents of HSR(5). The process vector contains one 8-byte long entry for each process in the system, starting at byte 8P of the beginning of PV, where P is the process number. The process vector entry for each process contains various details regarding the process, among which are three sub-fields S, L, A in the STATE field which define the state of the process. The READY state corresponds to S=0, L=0 and A=4 while the RUN state corresponds to S=0, L=0, A=1. We shall assume here that the process selected is in the RUN state (i.e. should be run). Nucleus then loads the remaining registers B, A, X, Y, Z, E, C from the "save" area of the master segment, and initiates the execution of the process, starting at the store location indicated by the contents of the S register (programme counter), the code being contained in current segment CST(3). The relationship between segments used to control the operation of the computer is shown in Fig. 9.

Running a process under control of Nucleus

We shall now look at the interaction of Nucleus and the actual running of a process. For the purpose of illustration we shall choose the GATE process which accepts a character from input, identifies the task to be performed and passes the character on, together with other data (the message) to the task selected.

We enter the sequence of operation where it ended above, i.e. at the point where the process (GATE) is directed to a piece of code starting at a location indicated by the programme counter S (see Figs. 3 and 10).

The reschedule. We had initially set the GATE process (and others) to the RUN state at IPL to set the system to operate. The GATE process first places a valid route number in Z and returns to Nucleus for a reschedule, i.e. to ensure that no other process of higher priority (in this case lower process number) is waiting to be given control of the processor.

The GATE process is first set to the FREE state, i.e. inactive state, pending the investigation of whether there is a message requiring processing and, if none exists, the receipt of one. This procedure involves the setting of SCAN bit to 1, and fields S, L and A in the process vector to 0. Other fields in the process vector entry for the GATE process are also examined, see Fig. 11. The fields of interest are:

STIM. This is a set of 16 independent bits used to record the presence of fixed messages and interrupts awaiting processing by the process. In the current Viewdata system fixed messages (as opposed to queued messages) are not used, but interrupts are.

S, L, A. As we have seen above, they define collectively the STATE of the process.

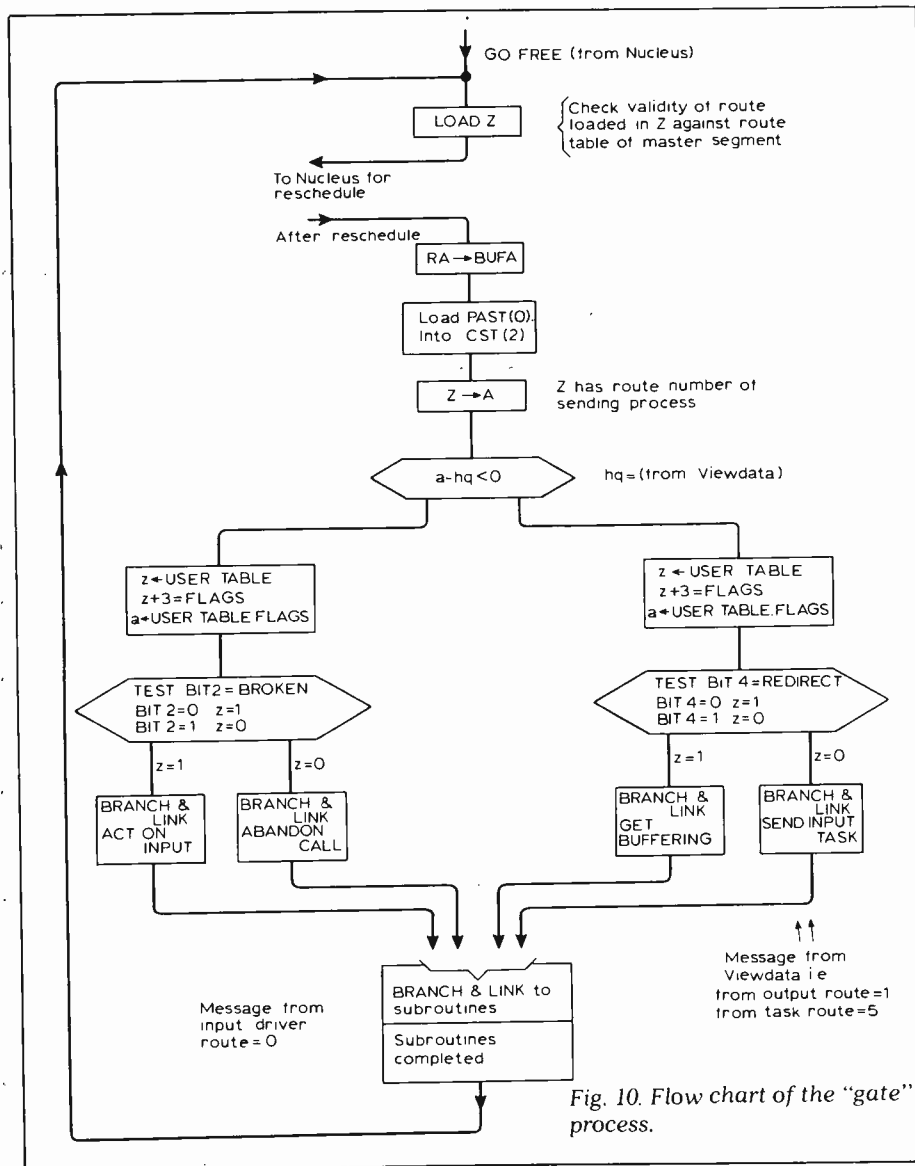


Fig. 10. Flow chart of the "gate" process.

QEND. A pointer to the queue of incoming messages awaiting processing by the process; QEND = 0 if the queue is empty.

We have seen that communications between processes, i.e. the continuity links which ensure that a whole sequence of operations each implemented by a separate process may be carried out *in toto*, is accomplished by messages, called inter-process messages (IPM), which are sent from one process to another. The information passed on in an IPM defines the task to be performed and the data to be used.

When a process sends a message to another process it loads registers A, X and Y with the required information parameters and loads register Z with a route number which is an entry from a table in the master segment of the sending process which specifies the destination (the process which is to receive the message and how the message is to be retrieved, i.e. the queueing parameters) and then invokes Nucleus to complete the operation. If a data segment is sent with the message the first two bits of register Y indicate the current segment (CST) of the sending process containing this data.

Nucleus then assembles the message in a message buffer (see below) in which it inserts the following data, see Fig.12: (1) parameters A, X and Y from registers A, X and Y; (2) the current segment number of the sending process (CST) containing the data to be included in the message, as indicated by the first two bits of register Y which are then set to zero; and (3) the identity (i.e. number) of the sending and destination processes and a pointer indicating the location of the message buffer.

In the Viewdata system the message buffer is allocated by Nucleus from a list of unused buffers (known as the free queue), the address of which is obtained from an entry in the system variable area called QFREE (Fig.13).

If the current message is the only one waiting to be processed by the destination process an entry is made at QEND in the process vector entry (Fig.11) of the destination process giving the address of the message buffer, which now forms the beginning of an independent message queue awaiting processing by the destination process. If, however, there are already other messages in the message queue of the destination process, its address is found at QEND and the message is added to the tail of the queue. Figs.13 and 14 show the FREE-QUEUE and the incoming message queue for a process (process N).

We may now return to the GATE process, and the flow diagram of Fig. 3 (April issue) at the point where Nucleus examines the QEND field of the process vector entry for the GATE process. If QEND is not zero, the value of QEND is a pointer to the tail of the message queue awaiting processing. Nucleus changes the state of GATE from FREE to READY, by setting SCAN(N) = 0 in

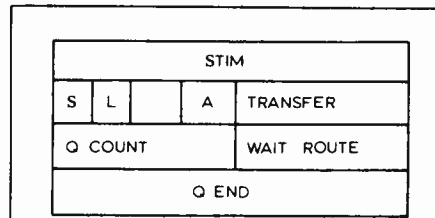


Fig. 11. Process vector entry for a process.

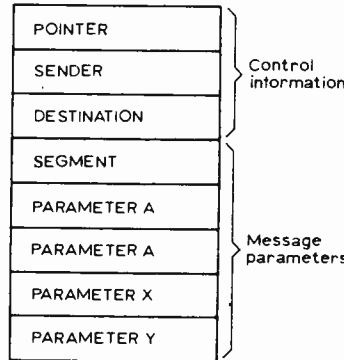


Fig. 12. Message buffer.

SVA and A = 4 in the process vector entry then reschedules (searches in the SCAN field whether there is a process of higher priority, i.e. lower process number, requiring attention) by returning to the top of the flow chart in Fig. 3.

A reschedule is also carried out if QEND = 0, i.e. there are no messages awaiting processing but GATE is left in the FREE state.

Assuming that a message is awaiting processing, GATE has been set at READY, and since no other process has been in control of the processor the old branch is taken. The process state is

re-examined. It is at READY and the following procedure takes place: (1) the parameters of the message are loaded from the message buffer to registers A, X, Y; (2) the route number of the sending process is transferred from the message buffer to register Z; (3) the entry of the data segment, CST(2), of the old process is transferred to PAST(0) (programme accessible register) of the GATE process; (4) the GATE process is set to RUN, i.e. field A in the process vector entry is set to 1; and (5) control is returned to GATE process where it had left off and the code pertaining to the GATE process is followed by the processor.

The Viewdata tables

We have seen so far how, starting from IPL, a process such as GATE is initially activated in what may be considered a dummy run, given control of the processor and allowed to comply with the codes specific to that process, which is found always in CST (3) using a valid but not meaningful route number. The code in the process then demands a change of state to the FREE state which invokes Nucleus and leads to a re-schedule.

As a result of the reschedule and on the assumption that a message requiring attention is found in the system, control is returned to GATE, together with additional information and data pertaining to that message. This information is deposited in registers A, X and Y and the route number of the sending process is register Z.

The data passed with the message which was located in the CST (2) of the sending process is transferred as a result of the message passing to the PST(0) of the receiving process. On re-entry to the

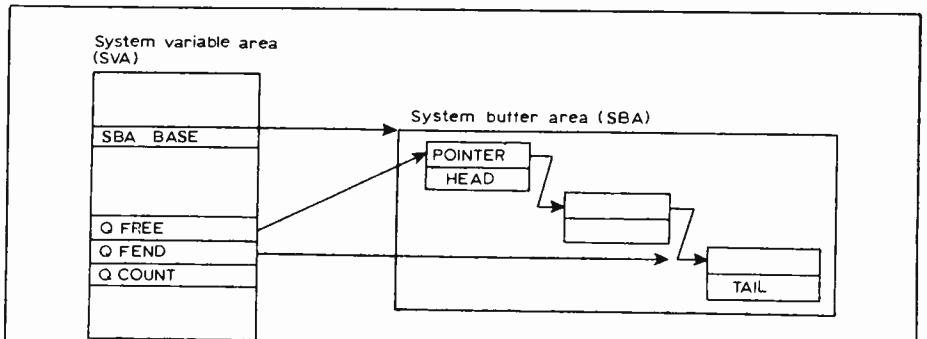


Fig. 13. The free queue.

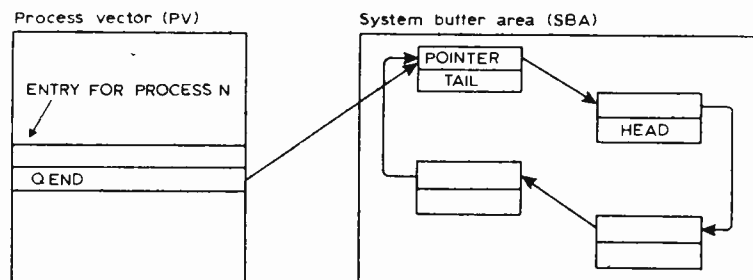


Fig. 14. Incoming message queue for process N.

GATE process, register A is saved in a buffer local to the programme so as to free the register for subsequent use and the data in the PST(0) is transferred to the CST (2) of the GATE process. (In fact only pointer addresses are changed.)

The same procedure follows essentially in all the processes comprising the Viewdata software package as such, with the content of CST(2) being handed over from one process to another throughout the series of transactions of a user session. This data comprises a set of tables which are collected together in a segment specific to a particular user. This segment, although continually changing in content, remains allocated to a user throughout the session. We talk of a user being transferred from one process to another when we mean that the user segment passes from one process to another throughout a session.

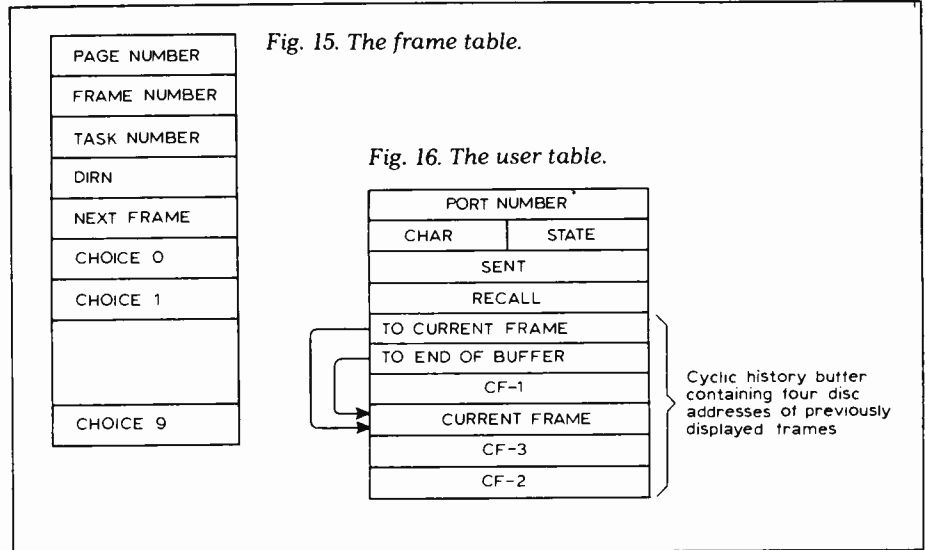
The user segment. The user segment of storage is made up of five components: (1) the frame control area; (2) the frame; (3) the frame table; (4) the user table; (5) the input buffer; and (6) the user work area.

The frame control area contains the user number of the user currently connected to the port number corresponding to the segment, and the sequence of four characters made up of one FF (form feed) and three CR (carriage returns) which are output in one transfer clear the screen before a new frame of data is sent down the line for display.

The frame component consists of 960 bytes of storage and receives from disc the data to be displayed to the user. It is not always full, as on the average the content of a page displayed to the user is only 500 to 600 bytes long, since a substantial part of it must be left unused to meet editing requirements as regards appearance, tabulation etc. Nevertheless since the maximum number of character positions in a displayed page is 960 (24 rows of 40 characters) the full amount is allowed in the frame region. The contents of the frame region may be modified, in certain cases, before being sent down the line to the user.

The frame table is a table 64 bytes long which is compiled at the same time as the frame and reflects the data structure of the information provided. It is stored with the frame content in disc storage and transferred to main storage at the same time as the associated frame. The structure of the frame table is shown in Fig. 15. The contents of the frame table determine the action of the system following the user's response to a displayed frame. The frame table contains the identity (i.e. number) of the page, and frame*, the task number, i.e.

* A page may consist of several continuation frames. Continuation frames have the same serial number of the page (i.e. the first frame) but end with an alphabetic suffix A to Z.



the process number which deals with a user response relating to the frame, and the actual disc addresses of the next frame and the frames corresponding to the choices offered in the current frame. It also contains DIRN (direction) which is used by a task number to decide whether the frame is to be output directly (DIRN = 0) or sent to another task specified for modification (DIRN ≠ 0).

NOOFCHARS specifies the number of significant characters to be output from frame.

The process specified by TASK-NUMBER relates to the user's response to the available selection from the list and moves the appropriate disc address to NEXTFRAME, where it will be accessed by process DISC to retrieve the frame selected.

The user table (see Fig.16) contains details pertinent to the user's current transactions. In particular it contains a buffer which maintains a record of the current frame (as a disc address) and the address of the three previous choices, thus enabling a user to retrace his steps. Frame addresses are entered in the user table by the DISC process and retrieved when necessary by one or more of the TASK processes. The user table also contains PORTNUMBER, which is the identity of the computer port to which the user is connected. This is used by the OUTPUT process when sending data to the user. Other parameters are:

SENT. This is set by GATE when it sends a user segment in the system in a message passing operation.

RECALL. If additional characters are received thereafter they are entered by GATE in the input buffer section of the user segment and RECALL is set. When the OUTPUT receives the user segment in due course it will return the user segment to GATE without outputting a frame.

STATE. This gives an indication to TASK as to whether the message consists of a single character or a component of a character string.

CHAR contains the next character of

input which the system is required to process.

The input buffer is an area of the user segment for the exclusive use of GATE process in which characters arriving may be stored while the user segment is traversing the Viewdata system.

The user work area is a work space area available to TASK in which intermediate results may be stored, as, for example, when TASK is assembling a character string which is being received one character at a time. □

The next article will describe the optimisation of the Viewdata system to enable it to handle as many simultaneous users as possible.

BOOKS RECEIVED

Electronics II by D. Bishop follows the syllabus of one of the technician courses run under the Technician Education Council which was established in 1973. The book is divided into six sections which cover the elementary theory of semiconductors, thermionic valves, the c.r.t., small signal amplification, waveform generation, logic elements and circuits. Each section concludes with a list of exercises in the form of Q & A. Price £2.95 paperback, pp. 76. Macmillan Press, 4 Little Street, London WC2R 3LF.

CMOS Cookbook by Don Lancaster is a very readable introduction to c.m.o.s. and its uses. Like most books, it starts with a chapter on basics followed by a list of devices together with schematic diagrams and brief descriptions. The following chapters discuss logic techniques and circuits. The last chapter describes some l.s.i. devices for circuits such as a stopwatch, frequency counter, and video game. The book is well illustrated with circuit diagrams, waveforms and truth tables. Price £6.95 paperback. Pp. 414. Prentice/Hall International, 66 Wood Lane End, Hemel Hempstead, Herts HP2 4RG.

NEWS OF THE MONTH

Experimental Post Office facsimile service

THE POST OFFICE are to begin an experimental "Fax Bureau" facsimile transmission service. The experiment, details of which are not yet fully available, is to start later this year, when the first of two stages will be inaugurated in an unspecified regional test area. Post Office sources say the equipment is being ordered from Muirhead for the transmission of "urgent documents" between centres within the UK.

The first part of the experiment, to start in the summer, will be to provide a simple type of machine which will not require much staff training. A directory of facsimile users will be provided similar to that available for the Telex service. The aim is to encourage greater use of public switched telephone network.

The second stage will be to supply a more complicated machine which will enable documents to be transmitted out of office hours when the machine is unattended. These will use electrostatic coated paper. This service has not been given a timetable yet but at the earliest they could start next year.

In 1975 the Post Office arranged a trial in which head post offices up and down the country had facsimile transmission systems installed for public use for a trial period. The Post Office say there was no public demand. Office-to-office transmission is likely to be a very different matter, however. The Post Office have installed a great many machines for their internal use and, for example, their press office sends copies of releases to Manchester for retyping on the Manchester letter-head in the same format.

At the time that Telex was being developed there was no demand for facsimile, but the makers believe that some form of facsimile would now be preferred.

A new document facsimile transmission unit from ITT brings the likelihood of a small, cheap portable machine for the home a step nearer. The Telefax, made by ITT Business Systems, is an office machine small and light enough (8kg) to be carried from one desk to another, though it could not really be described as portable. Two of the machines can receive from or transmit to each other over a telephone line. At the moment they have to be connected through a phone socket but ITT say they will shortly be making an acoustic coupler available. They rent at £45 a month, and sell at £1,500.

Transmission time for a sheet of A4 paper is three minutes. Most of the machines in current use are from group one; they take six minutes to transmit an A4 page. The variety of group one machines available do not conform to any standard, so they are not interworkable. In September last year the CCITT met to agree standards for the newer two and three minute group two machines which were about to appear and ITT say the Telefax conforms to this standard. It requires a scan speed of 360 lines per minute and a.m./p.m./v.s.b. modulation on a 2100Hz

carrier. Group three machines with sub-minute transmission times will use digital compression techniques but ITT believe their use will be confined to mail rooms.

ITT's Telefax uses a combination of amplitude and phase modulation and vestigial sideband to reduce the transmission time from six to three minutes, with a resolution of 3.85 lines/mm. Two minute transmissions are possible at 3.1 lines/mm.

There are many reasons for the growth of the facsimile market. The increasing complexity of the information to be sent, often requiring accompanying drawings, makes telex transmission impractical, as does the spread of Japanese as one of the main languages of commerce. Telex also needs an operator at either end, since the machines cannot be used unattended, and not only does this cost money, but it may mean that mistakes are made both in transmission, and in the interpretation of the received information. Facsimile eliminates these, as well as making it possible to sign the document: at least one case is recorded of a solicitor sending a document by facsimile to New York and receiving a facsimile of the signed document back, and it appears that the facsimile signature is acceptable in a court of law. In addition, the charges for the use of the telephone have increased sharply in recent years, making facsimile more attractive.

It appears that Britain's share of the European facsimile machine population is, at 28%, 10% ahead of that of its nearest European rival, West Germany. According to a survey by Quantum Science, there are 11,000 machines here. By 1980 that number will

have doubled, though we will then only have a quarter of the 90,000 machines in Europe. The group two machines being sold will overtake those of group one towards the end of 1980, the survey says. Over two years ago another report, by Ronald Brown, said that the facsimile market was about to take off as a result of the economic recovery, the need to save fuel, and there being more machines to transmit to.

According to Ronald Brown, the UK market would reach £10 million by 1978, and that in Western Europe would reach £55 million. According to the Quantum Science survey, the UK market is worth £16.5 million, and will reach £32.2 million by 1980. The discrepancy can be accounted for largely by inflation.

On the face of it, it seems odd that the UK market should be so far ahead in anything. ITT admit privately that the reason is Muirhead's "education" of the market. Muirhead have been in facsimile since the end of the last war, but they have largely confined themselves to the professional market, such applications as pictures from news agencies, seismography, oil logs from oil rigs (which can be up to 20 feet long), the transmission of news pages, and weather charts from satellites.

Muirhead say they have 70% of the world market for photo transmission, and 95% of the market for newspaper page transmission. Bearing in mind that Muirhead have developed a documents transmission system with the Ministry of Defence for sending a sheet of A4 over the telephone in one minute, ITT's stated intention to take 30% of the facsimile market in the next three years looks a tall order.

The ITT machine will be made under an agreement with the Qwip Corporation, an Exxon subsidiary, using electronics by ITT Creed at Brighton which bring it into line with the three minute standard. Qwip supply about 1,200 of their machines a month. □

Industry failure to create new jobs "an outrage": Chapple

THE DEVELOPMENT of System X would lead to a major contraction of jobs, yet the companies involved had barely any facilities for retraining workers, according to Mr Frank Chapple, general secretary of the Electrical, Electronic, Telecommunications and Plumbing union.

Speaking at the annual lunch of the British Industrial Measuring and Control Apparatus Manufacturers' Association at the Cafe Royal in mid-February, he said that the British telecommunications industry had failed to consider the effect on workers of introducing advanced electronic equipment. "We are locked on to a technology which will undoubtedly destroy thousands of working people's environment."

The failure of the companies to provide retraining was an outrage because they were among the biggest in the land, even the world. They were not "one man bands overtaken by events," he said. "Their social responsibility is nil."

"We must examine this new sort of technological unemployment. It is too grave for companies to say that redundancies are necessary to protect the jobs of those who remained. Government, industry and unions have got to generate a new vision of society at work. The high risks of the new technologies cannot be left to the market to decide."

In market research, Government co-operation, marketing and protecting the home industry Britain had failed to compete with the Japanese, who intended, he said, to dominate the world's electronic market in the next decade. "Civil servants, predatory companies and trade unions cannot continue to follow their mutually destructive whims and fancies. We must accelerate the advent of the shorter working week. Investment in training is needed and we must work towards education for industrial technology. The situation not only demands co-operation but leadership of a determined character. Technical change must enrich working life." □

Whatever happened to hi-fi?

LAST CHRISTMAS was one of the most dismal on record for the hi-fi industry. In December audio systems made by members of the British Radio Equipment Manufacturers' Association were delivered at half the level in the same month in 1976, according to figures just released by BREMA.

In December the year before that, British manufacturers delivered 53,000 systems, making a total for the year of 733,000 units. In 1976, one of the worst for the British economy since the war, the figures fell to 728,000, though the December figure had reached 82,000, and that for September had made the 112,000 mark.

Last December's figure plummeted to 44,000, less than that for August. Last year the highest total reached was in October, falling to the December low. Altogether, deliveries in 1977 were 568,000, a drop of 22%.

The pattern was repeated for record players. In 1976 deliveries were 181,000, of which 144,000 were UK made. In 1977 the figure was 104,000, with 90,000 made in the UK. Only the radio receiver picture is brighter, with increases in both total sets delivered, from 3.6 million in 1976 to 4.5 million, and UK deliveries up from 322,000 to 423,000, though even here the British makers have a very small piece of the market, and the figures were distorted during the year by changes in the way customs and excise categories imported radios.

Deliveries of television sets were slightly up too, from 2.5 million for 1976 to 2.7 million, with the British share increasing from 1.7 million to 1.8 million, showing an increase in the number of imports.

Some measure of the dent in hi-fi sales can be gauged from the slight but measurable increase in sales volume of other consumer electronics goods, and from the fact that the whole of the Department of Trade figures for the whole of the retail trade show that sales in December were up 16% on those a year earlier, reflecting an increase in disposable income from tax cuts which are said to give the average family an extra £200 a year. Retail sales showed increases in value varying between 11 and 17% right through the year. Sales of durable goods were down in volume on the previous year, but up in value to over twice their 1971 level. The volume of retail sales has also been rising since the trough towards the latter half of 1975, according to the Department of Trade.

So why is hi-fi so depressed? BREMA say that the figures for audio should be treated with caution. One reason for the decline has been that some types of product are no longer as popular as they were, and these more than offset the increases in deliveries of those types of audio equipment which replace them. An example is the falling popularity of amplifier-turntables, and another is that of tuner-amplifier-turntables. There has been a significant rise in music centres, however. Another reason for treating the figures carefully is that they are only applicable to BREMA members' products, and they take no account of manufacturers' stocks, which could be high enough to allow a considerable increase in sales without reflecting that increase in the deliveries to the shops. All the same, BREMA say that sales of all consumer electronics products are disappointing, and those for British made equipment in general, and audio in particular, are "just as disappointing".

It is not possible to put any figures on the

value or volume of imported audio being sold in recent months because the Department of Trade statistical office only has figures up to the third quarter of 1977. Nevertheless reports from the industry suggest that Japanese manufacturers have done as badly as the British makers.

One reason may be the sheer volume of products that the manufacturers, particularly the Japanese, are putting on to the market.

In addition, the unit price of hi-fi may make it a less attractive buy than a freezer, particularly in a time of rising food prices and a tendency among the public to start turning their rose beds over to carrots and Brussels sprouts.

Dealers have noticed the tendency for more of their business to be done on credit, reflecting the lack of immediately disposable income.

Dealers stress that the hi-fi magazines have a great effect on purchasing. They say they know at once if a certain product has had a good review. This is especially noticeable, as they claim often happens, when a product has not previously merited much attention. They also say the advice given in the magazines is often conflicting, and there is a tendency to concentrate on equipment which is either not easily available or out of the normal price range. They say that no effort is made to stress the difference in price between an enthusiastically-reviewed product and one which is panned but which is at a lower price and may offer good value for money. The slight differences between products are exaggerated to the point where the customer feels the difference is so great that nothing within his price range is worth owning.

Another influence on potential buyers seems to be the conflicting advice given by dealers who are more interested in pushing

certain lines than in giving objective advice. Some dealers do not, in any case, know much about what they are selling, particularly when they are expected to take on new lines of Japanese equipment which uses ever more complex techniques.

Manufacturers are now concentrating on changing their methods of selling, appointing selected dealers to distribute their products instead of allowing wholesalers to sell to all and sundry. Wholesale distribution, they say, has led to a price war, with no-one benefiting (except perhaps the customer) because of the low volume of sales. Importers have even been said to have been offering goods for nothing, provided a minimum of stock is ordered, though importers deny this.

According to a survey last autumn by Mintel, more than a third of the adult population have bought goods from a discount warehouse, and hi-fi and audio products came out of the list with 27% of all sales.

Mr Charles Strasser, Vice-chairman of the International Consumer Electronics Association, which represents importers, told *Wireless World* that members of the ICEA were "extremely buoyant" about the market. He said that the Christmas market had been slow to take off but that the British industry had painted too black a picture of the lack of demand.

He said that importers had been hit by import quotas to protect industries which, in many cases, did not exist in this country — "There is nothing to protect" — and by the fall in value of the pound against the yen. The currency fall had been 23% in the last 18 months, to which must be added the effect of Japanese inflation, producing total price rises of 30% or so. To that 14% import duty must be added to most audio products, but "the Japanese are no longer selling on price, they're selling on quality." The rising yen was "the only cloud on the horizon." □

Government focusses on microprocessors

THE PRIME MINISTER has announced the formation of three new working parties to examine the effects of new technology. The first will examine the applications of semiconductors an area where microprocessors are making available cheaply and in great number "capabilities that up to now have required large and expensive computers." The second will look at the effects of technology on unemployment and related matters. The third will examine the best ways of converting these new techniques into profitable industries.

The three working parties will report in June to the Advisory Council for Applied Research and Development, set up in 1976 to advise the government on the effects of science and technology on society. Its chairman is Lord Peart. The council will then report to the government by the end of the year.

The announcement, at a speech towards the end of February to the annual lunch of the Parliamentary and Scientific committee, followed news of the Department of Industry's intention to give financial help to the application of microprocessors in all branches of British Industry. At *Microsys-*

tems '78, the February conference in London of which *Wireless World* was one of the sponsors, Mr Don Harrison, deputy chief scientific officer in the computer systems and electronics division of the DoI, said that the microprocessor is important in its own right and should be treated separately from other microelectronics. If somebody came to the DoI with a new way of using microprocessors — perhaps a world first — in, say, hospital work or beer automation, the Department would be glad to consider support for it. The level of support has not yet been decided but informed sources think it may be comparable to that to be available for microelectronic components. The figure of £80 million over five years has been suggested.

The move is part of the Government's "new industrial strategy" and the DoI will also be asking sector working parties of the NEDC, representing different industries, to study ways in which microprocessors could be used to improve the efficiency of their manufacturing and other processes.

A nationwide series of conferences on the industrial strategy are to be held by the Department of Industry, the NEDO and the British Council of Productivity Associations.

News in brief

The IEEE International Symposium on Circuits and Systems will be held at the Roosevelt Hotel, New York, from May 17 to 19, 1978.

The British Association for the Advancement of Science is to hold its annual meeting at Bath University from September 4 to 8.

The National Research and Development Corporation, in its evidence to the Wilson Committee, to review the working of financial institutions, says it would be better able to meet the needs of innovators if it could accept a lower success rate for joint projects with industry. The NRDC was set up after a bill was introduced into parliament by the young Harold Wilson in 1948.

The Post Office have ordered I.s.i. chips for single channel p.c.m. coder/decoders from General Instruments. Licences have been granted for the manufacture of the 9900 chips here and abroad. GI are also to supply m.o.s. i.c.s for Viewdata.


GEC Semiconductors are to hold two more microprocessor courses this year, from June 20 to 22, and October 24 to 26. The courses will be on the resident Coral 66 compiler for 8080 and 8085 microprocessors, and will be held at Wembley, Middlesex.

Nasa has been supplied with a laser beam recorder to produce faster and better photos from all their satellites. The Operational Laser Beam Recorder has been supplied by RCA.

Correction—"Reliability"

Dr Griffiths of Chelsea Instruments Ltd has directed our attention to an error in the printing of H. R. Henly's article on "Reliability", which appeared in February 1978, p.41. The heading of the last column of Table 1 should read "Joint failure rate/1000 hours". Our apologies to readers and to Mr Henly.

Practical Wireless have asked us to point out that, contrary to our news item on games chips in the April issue (p.50), they did not publish an article on the GI tank game mentioned. They will be publishing a full constructional article on the 8710 in their June issue, however.



An engineer aligns the elements in an electronically-scanned, phased aerial array for the US Army Patriot air defence system. Each element is inserted into a socket on the frame.

Electronics in the defence white paper

THE MINISTRY OF DEFENCE has spent more than £100 million with GEC, in 1976/7 according to the 1978 defence white paper published in February. Plessey won orders worth between £50 and £100 million, and EMI, Ferranti and Lucas were among the seven British companies with whom the MoD spent between £25 and £50 million. The £10 to £25 million group included MEL (part of Philips), Racal, and Smiths Industries. The 13 companies winning orders between £5 and £10 million included Decca, Mullard, Rank, the United Kingdom Atomic Energy Authority and Ultra Electronic Holdings.

The 38 firms listed received £1,600 million in contract payments. The white paper says that around 40% of the military budget is taken up in buying equipment. In 1977/8 this amounted to £2,523 million, and equipment expenditure in 1978/9 will rise to £2,770 million, or £3,060 million if "associated personnel and other costs" are added.

Of total procurement spending 44% (£1,353 million) will go to producing new equipment, 27% (£831 million) to producing new spares, 4% (£121 million) on research and 25% (£755 million) on the development of approved systems including r&d support costs such as headquarters expenses.

Of the £2,184 million to be spent on producing new equipment and spares £1,900 million or more will go to British industry and the Royal Ordnance factories. Of the £1,876 million to be spent on r&d, £608m will be spent outside the MOD. In 1976/77 the MOD spent £2,138m on military equipment of which about 70% was spent on national contracts with British industry, and 20% as the MOD share of collaborative projects. Ten per cent was spent on contracts overseas.

The MOD estimates that 200,000 people are working full time on national military spending, and another 70,000 are working on overseas military sales. In 1978/9 overseas equipment sales "will probably amount to at least £900 million." These sales are supported by the Defence Sales Organisation (see WW March 1978 p38). The white paper says that at least as many people again are employed in supporting these various contracts in industry generally, meaning that over half a million people are in some way involved in making military products. "We estimate that about half of those employed in the aerospace industry are engaged on military work including work for export, and warship building accounts for up to a third of those employed in the shipbuilding industry. Defence work will continue to be a major factor in sustaining the levels of employment and technological expertise in British Aerospace, British Shipbuilding and other important associated sectors of industry, notably electronics."

The navy are developing several new types of sonar which are being fitted to surface ships, submarines and helicopters for the better detection and classification of submarines. "Advanced new electronic warfare and communications equipment are included in national and collaborative development and production programmes. A NATO collaborative development programme is in hand for a decoy system for use against anti-surface ship missiles. Production orders have been placed for an improved inertial navigational system which will be

fitted in submarines and the new anti-submarine cruiser. An advanced air surveillance and target indication radar is being developed and will be in service with the surface fleet by the mid-1980s." The Seaspray airborne search radar is being fitted to the Lynx helicopter and will give target information for Sea Skua missiles. A derivative of Seaspray, Blue Fox, is being developed and will be fitted to Sea Harrier "for air to air and air to surface roles". Most of the surface fleet will be fitted with computer-based action information systems and digital data links by the mid-1980s.

● The Army is continuing development of Supervisor, "a battlefield surveillance and target acquisition system using real time data transmission". Supervisor is based around an unmanned miniature helicopter, a prototype of which will make its first flight this spring. The Cervantes trailer-mounted radar to locate rocket launchers and mortars is also continuing development.

Deployment of the Rapier all weather blindfire tracking radar DN181 has now begun. "In July last year and electronic-warfare regiment took its place in the order of battle of 1(BR) Corps. Most of its equipment will be British, although some is being bought from France. Further improvements in our electronic-warfare capability are under consideration."

The replacement for the Bruin tactical trunk communications system Ptarmigan, is now in its final development stages (WW September 1977, p.49). Wavell, the new command and control automatic data processing system, will be installed in all formation headquarters in 1(BR) Corps if trials to be carried out in BAOR are successful.

● The DN181 blindfire tracking radar will be fitted to the Rapier systems now in service with the RAF. The planned programme of improvements to the United Kingdom Air-Defence Ground Environment (UKADGE), which is receiving money from NATO, is now well advanced and development will begin this year. A number of early warning stations will also be re-equipped.

The MOD are conducting "feasibility studies" for an Identification Friend or Foe system to replace existing equipment. The new system should be suitable for sale to other NATO countries.

Work has begun on equipment to exchange digital data between fighters, airborne early warning aircraft, ships and UKADGE, and the MOD are investigating the introduction of a general purpose ground communication system, using digital transmission and computer switching techniques. New v.h.f. and u.h.f. airborne radio systems are being installed in most RAF aircraft to replace obsolescent equipment and to satisfy new international standards. New v.h.f. and u.h.f. ground radios are also being introduced. "Techniques to improve beyond-line-of-sight radio systems are being studied and the installation of a new h.f. radio ground/air network for strike command aircraft has begun. The United Kingdom is co-operating closely with its allies to ensure that, where necessary, future communications systems are interoperable."

On electronic warfare the white paper says that passive radar warning equipment is being fitted in a variety of aircraft. □

Europe inches towards a world data network

THE FIRST MEETING of the council of ministers of posts and telecommunications of the EEC since Britain joined the community broke up in December without any decisions being reached. The aim was to harmonise the postal and telecommunications services of the member states, and, though the meeting ended with the European Communities Commission being asked to undertake "further studies" and to report back later, an ECC statement issued towards the end of February said that the president of the Council, Mr L. Défosset of Belgium, had described the meeting as "extremely positive" and had said that the foundations had been laid for "fruitful co-operation at the dawning of extraordinary technological development." The meeting had been called by Belgium.

The statement noted that the rapid development of electronic techniques implied widespread change in the community's telecommunications services. The Commission was asked to draw up a list of the main techniques in use or on the drawing board with a view to working towards an integrated electronic system including telephones and data processing.

The statement noted that in the United States every 100 people of their 210 million population had 70 telephones. The EEC, with its population of 260 million, had only 30 per 100. The Japanese were working on a plan to reach the US density level by 1980, but the EEC had no such target.

One of the greatest sources of growth in telecommunications in the 1980s will be data transmission. A number of different systems are in experimental use around the world on private or public networks, and the members of the ITU sub-agency, the CCITT (International Telegraph and Telephone Consultative Committee) are concerned to arrive at common standards for communications between computers and for access by data terminals of all kinds, especially those which the futurologists imagine most of us will soon have installed in our homes. The new public data networks will provide connections between computers and associated devices bought or rented, not from the telecommunications authorities in the country where the equipment is installed, as is now the case with the telephone and telex services, but from the manufacturers of the various computer devices by the users. Computers and their peripherals are not generally designed to work with or into those of competing manufacturers, so interface standards have to be adopted.

There already exist a number of private networks which companies or other organisations, particularly multinational companies, have built up for themselves. In many cases these are based on data transmission over the public telephone lines, or so-called permanent lines leased from the national PTT. Our Post Office, for example, provides a national and an international data service, Datel 2400/12, which disseminate data at 2,400 bits/s over the public telephone network. Lower speeds are provided as well, as on the Datel 200 service. In each case the Post office provides interface with the public

network or leased line, the modulator/demodulator, or Modem. Modems operating at 4.8 and 9.6 kbit/s are now being designed.

But the public network is likely to be of variable quality, and is subject to misrouting and disconnection. Even in the case of a leased line, the PTT can take it away if the authority needs it for itself. In addition, where a number of companies band together to create a network using leased lines, as a group of airlines might do for bookings and so on, they have to operate and maintain the equipment themselves. The lines are also under-used, and the user is not allowed to share his network to make its use more efficient.

Hence the growing enthusiasm for a network of lines dedicated to carrying data and designed for the purpose. And since great emphasis has been placed on the best possible use of the available lines, much of the effort has been placed on developing packet switching systems.

Packet switching is defined by the CCITT as "The transmission of data by means of addressed packets whereby a transmission channel is occupied for the duration of transmission of the packet only. The channel is then available for use by packets being transferred between different data terminal equipments." The data you wish to transmit is put into the network and the switching then takes over. It will either send it on or hold it until its destination is free to accept it. The packet is transmitted by whichever route is free, that is by the quickest route, and there will usually be several routes.

The National Physical Laboratory began to study packet switching 12 years ago. In April, 1977, the Post Office started a full Experimental Packet Switching Service (EPSS) which will run until April, 1979. The full service began, after 15 months of limited customer testing, with the opening of switching centres in London, Manchester and Glasgow. There are now 33 customers for the service, the latest to join being the South West Universities' Regional Computer Centre at Bath. The packet switching exchanges at the three centres use Ferranti Argus 700E computers to switch the packets, and they are interconnected by 48kbit/s circuits.

Customers can choose between packet mode of character mode operation. Simpler terminals transmit serially using ten or 11 bit characters which are assembled into packets at the switching centre before being sent to their destination. "Intelligent" terminals transmit and receive in packets, each with an address code, a data section of up to 2,040 bits, and an error-checking code. Nine of the 14 Argus computers are used to switch packets, six in London operating in pairs to form three packet switching units, two in Manchester and one in Glasgow, each operating singly. One more computer at each exchange monitors and controls the system, another at telecommunications headquarters produces bills and system statistics, and another in London is for research and development. The system is open for eight hours a day, five days a week, but, according to the *Post Office Engineering Union journal*, longer operating periods are planned

The European Commission is anxious to foster a common policy for the EEC within the CEPT.

"Multinational private undertakings have already started to offer international communications services, and unless the member states are prepared to co-operate the community will inevitably lag behind in the new technologies." The statement stressed the need to agree common prices leading to a common integrated electronic system which would enable countries to compete in world markets. "This is particularly important as the community is already lagging behind in the development of microelectronic silicon technologies (v.l.s.i.) which will soon be on offer in international markets from Japan, and will put her in a very competitive position if European know-how in this field is not sufficiently developed."

In 1972 the 17 European PTTs pooled resources to produce a massive study of Europe's data communications needs, the Eurodata study. The work had been done by various consultant firms, but in December, 1976, the Eurodata Foundation was formed to take over the custody and maintenance of the Eurodata information from the consultants. The work on Eurodata will form the basis of the intended future development of European data communications and work is still going on.

With SESA (the French society for the study of automation systems), Logica has been responsible for part of the development of the European Informatics Network, a research project among ten European governments and Euratom, and Euronet, a packet switching network among the nine EEC countries. The haphazard development of packet-switching networks has provided valuable experience of this new technique, experience which is now being pooled in a great effort to ensure that future systems use a common standard for interfacing the several types of terminals with what is hoped will become a worldwide data network. The CCITT has developed a standard, X25, to which Euronet will conform. Terminals in the nine countries will have access to data bases holding specialised scientific, technical and socio-economic information. At the end of 1975 the EEC Commission placed a contract with the PTTs for the supply of an international packet-switching network to be operating by the end of this year. In June, 1977, the French PTT placed a contract on behalf of the EEC PTTs for the development and supply of the Euronet network.

The Euronet system will be managed from London, and there will be packet switching exchanges there and in Paris, Rome and Frankfurt. Remote Access multiplexer sites will be available in Dublin, Amsterdam, Brussels, Luxembourg and Copenhagen. The switching exchanges will be linked by at least two 48kbit/s links, and the rest by 9.6kbit single links.

The tariffs for Euronet, which is due to start in January next year, were announced a few weeks ago. Initially it will operate solely to meet the needs of the EEC commission, but eventually it will be expanded to allow access by companies, private individuals, and non-EEC traffic.

The Post Office's EPSS does not conform to the X25 standard and the BPO has just placed an order with the American Telenet Corporation for the supply of a complete packet switching network because no British supplier makes equipment that conforms to X25. □



Model 178



**Now . . .
the next
generation of
bench DMMs!**

Two New Keithley Models offer uncompromising performance and outstanding value!

- Accuracy 3 1/2's can't match: 0.4% + 1 digit on dc volts and ohms
- Large, bright, 20,000-count LED display that's quick and easy to read.
- Convenient bench size that won't get "lost" yet doesn't crowd.
- Exceptional reliability.

Model 178 offers functions and ranges for most measurement needs 100 μ V to 1200V dc, 100 μ V to 1000V ac, 0.1 Ω to 20M Ω .

Model 179 is a full-function, multi-feature model offering the same advantages as the 178. Plus

TRMS AC; 10 μ V Sensitivity; Hi and Lo Ohms; AC and DC Current Yet it's still half the price you'd expect. Only £199.

Both models feature designed-in reliability. Rugged circuits use a minimum of parts — high quality, off-the-shelf parts — carefully assembled and tested by Keithley. Outstanding overload protection and rugged mechanical design keep both units going even after severe abuse. One-year accuracy specifications minimise recalibration costs. A battery option, user installable, gets you off "line" for critical measurements or for field use.


For complete specifications on the 178 and 179, call Keithley Instruments, 1 Boulton Road, Reading. Phone 0734 861287

KEITHLEY
The measurement engineers.

WW-042 FOR FURTHER DETAILS

**'Wenden' range
modular amplifiers**

A range of communications amplifiers having power ratings from 15 to 200 watts, plug-in input facilities ensure individual requirements can be provided.



Manufacturers of
sound systems
and electronics


Station Road, Wenden
Saffron Walden
Essex CB11 4LG
Saffron Walden
(0799) 40888



The Sinclair PDM35.

A personal digital multimeter for only £29.95

(+8% VAT)



Technical specification

DC Volts (4 ranges)

Range: 1 mV to 1000 V.

Accuracy of reading: $1.0\% \pm 1$ count.Note: 10 M Ω input impedance.

AC Volts (40 Hz-5 kHz)

Range: 1 V to 500 V.

Accuracy of reading: $1.0\% \pm 2$ counts.

DC Current (6 ranges)

Range: 1 nA to 200 mA.

Accuracy of reading: $1.0\% \pm 1$ count.

Note: Max. resolution 0.1 nA.

Resistance (5 ranges)

Range: 1 Ω to 20 M Ω .Accuracy of reading: $1.5\% \pm 1$ count.

Also provides 5 junction-test ranges.

Dimensions: 6 in x 3 in x 1½ in.**Weight:** 6½ oz.**Power supply:** 9 V battery or

Sinclair AC adaptor.

Sockets: Standard 4 mm for resilient plugs.**Options:** AC adaptor for 240 V 50 Hz power. De-luxe padded carrying wallet. 30 kV probe.

The Sinclair credentials

Sinclair have pioneered a whole range of electronic world-firsts – from programmable pocket calculators to miniature TVs. The PDM35 embodies six years' experience in digital multimeter design, in which time Sinclair have become one of the world's largest producers.

Tried, tested, ready to go!

When you buy your PDM35 it comes complete with leads and test prods, carrying wallet and comprehensive operating instructions.

The PDM35 is a new concept in multimeters – but over 20,000 have already been sold! If you'd like to know more about the PDM35, and how to get one, complete the coupon and post it to us. We'll send you detailed information by return. Send the coupon today!

Sinclair Radionics Ltd, London Road, St Ives, Huntingdon, Cambs., PE17 4HJ, England.

Now everyone can afford to own a digital multimeter

A digital multimeter used to mean an expensive, bulky piece of equipment.

The Sinclair PDM35 changes that. It's got all the functions and features you want in a digital multimeter, yet they're neatly packaged in a rugged but light pocket-size case, ready to go anywhere.

The Sinclair PDM35 gives you all the benefits of an ordinary digital multimeter – quick clear readings, high accuracy and resolution, high input impedance. Yet at £29.95 (+8% VAT), it costs less than you'd expect to pay for an analogue meter!

The Sinclair PDM35 is tailor-made for anyone who needs to make rapid measurements. Development engineers, field service engineers, lab technicians, computer specialists, radio and electronic hobbyists will find it ideal.

With its rugged construction and battery operation, the PDM35 is perfectly suited for hand work in the field, while its angled display and optional AC power facility make it just as useful on the bench.

What you get with a PDM35

3½ digit resolution.

Sharp, bright, easily read LED display, reading to ± 1.999 .

Automatic polarity selection.

Resolution of 1 mV and 0.1 nA (0.0001 μ A).

Direct reading of semiconductor forward voltages at 5 different currents.

Resistance measured up to 20 M Ω .

1% of reading accuracy.

Operation from replaceable battery or AC adaptor.

Industry standard 10 M Ω input impedance.

Compare it with an analogue meter!

The PDM35's 1% of reading compares with 3% of full scale for a comparable analogue meter. That makes it around 5 times more accurate on average.

The PDM35 will resolve 1 mV against around 10 mV for a comparable analogue meter – and resolution on current is over 1000 times greater.

The PDM35's DC input impedance of 10 M Ω is 50 times higher than a 20 k Ω /volt analogue meter on the 10 V range.

The PDM35 gives precise digital readings. So there's no need to interpret ambiguous scales, no parallax errors. There's no need to reverse leads for negative readings. There's no delicate meter movement to damage. And you can resolve current as low as 0.1 nA and measure transistor and diode junctions over 5 decades of current.

To Sinclair Radionics Ltd, London Road, St Ives, Huntingdon, Cambs., PE17 4HJ.

Please send me more information on the Sinclair PDM35 personal digital multimeter.

Name

Occupation

Address

.....

.....

.....



sinclair

World leaders in fingertip electronics

WW-013 FOR FURTHER DETAILS

Audio power amplifier design — 3

Nyquist and Bode diagrams

“Design methods suitable for a variety of applications can never be reduced entirely to a set of rules” — H. W. Bode

by Peter J. Baxandall, B.Sc.(Eng.), F.I.E.E., F.I.E.R.E.

In the March issue it was explained that, assuming negligible non-linearity distortion, the closed-loop transfer function for a feedback amplifier gives full information about the frequency response, phase response, and transient response. In principle, therefore, all theoretical design work could be done by choosing the circuit configuration and values to yield a desired transfer function. However, this is such a tedious and inflexible approach for most amplifier design purposes that other techniques are much preferred.

ALTHOUGH the Nyquist Diagram is seldom actually drawn by amplifier designers, it is the best starting point one can make to gain an understanding of the preferred techniques used in amplifier design. For clarity, Fig. 1(a) has been included even though it is a repeat of Fig. 1 in the March issue. Figure 1(b) shows a phasor diagram for this circuit, drawn in the conventional manner and, for simplicity, the β -network is assumed to give attenuation but no phase shift. Figure 1(c) gives the phasor diagram for the circuit, drawn in accordance with the neater and generally much preferable scheme advocated by M. G. Scroggie¹, in which points on the phasor diagram are lettered to correspond to points on the circuit diagram, neither arrow heads nor voltage symbols then being required. With either scheme, if one likes, the whole phasor diagram may be envisaged as rotating, conventionally anti-clockwise. Then the vertical distances between the ends of the phasors represent instantaneous voltage values. Therefore, at the instant of time depicted by the angular position of the diagram shown in Fig. 1(c), points b and c are positive with respect to e. The lengths of the phasors, of course, represent the corresponding peak, or, if preferred, r.m.s. voltage values. The more I use the Scroggie method of drawing phasor diagrams, the more I like it, and my only regret is that, through sheer inertia, I did not change over to it far sooner.

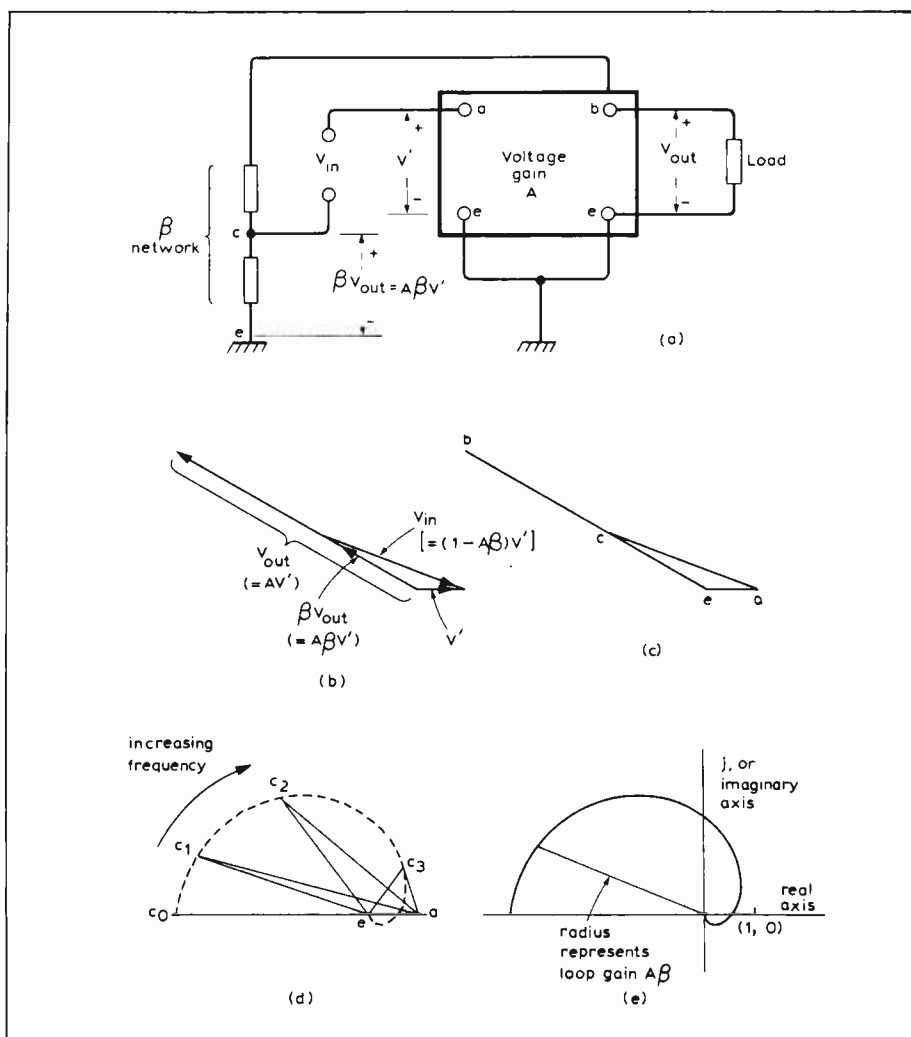
Both of the phasor diagrams shown represent the conditions in the circuit of Fig. 1(a) at one frequency only, and the Nyquist diagram can be regarded as

being derived from a set of such phasor diagrams covering all frequencies. These are drawn on the convenient basis that V' has the same value for all of them, being represented by ea in diagram Fig. 1(d). (Usually only the voltage at c is included in the diagram, b is left out.) Therefore, as the frequency is varied, a succession of voltage phasor diagrams, as shown in Fig. 1(d), is obtained. In this example, for simplicity, the amplifier is assumed to be d.c. coupled, so that at zero frequency the feedback voltage βV_{out} , or $A\beta V'$, is exactly in antiphase with the voltage V' . The locus of c, shown as a broken line in Fig. 1(d), is essentially the Nyquist diagram. Normally, however, the quantities plotted in a Nyquist diagram are not voltages, but gains, and are obtained by dividing all the quantities in

the phasor diagrams shown in Figs. 1(b), (c) and (d) by V' . The Nyquist diagram in its normal form therefore appears as shown in Fig. 1(e), and is an Argand diagram showing how the loop gain $A\beta$ varies in amplitude and phase as the frequency is varied. Nevertheless, for some purposes, it is more convenient to think in terms of voltage phasor diagrams.

At low frequencies, especially when the loop gain is much larger than depicted here, the feedback voltage βV_{out} , represented, for example, by ec_1 , is nearly equal in magnitude to the signal input voltage c_1a , so that the gain of the

Fig. 1. Basic feedback-amplifier circuit, with voltage-phasor diagrams and Nyquist diagram.



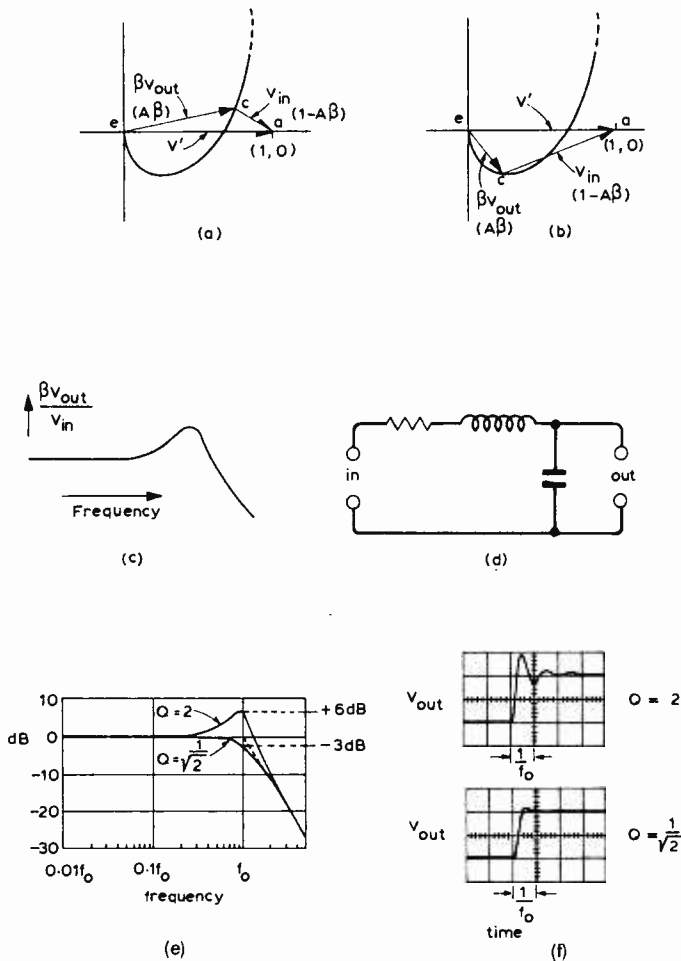


Fig. 2. (a) and (b) show enlarged Nyquist/voltage-phasor diagrams for the critical region. (c) shows the type of frequency response resulting from (a) and (b), the circuit (d) having an approximately similar sort of response. (e) and (f) show accurate frequency and step responses for the (d) circuit for two values of Q.

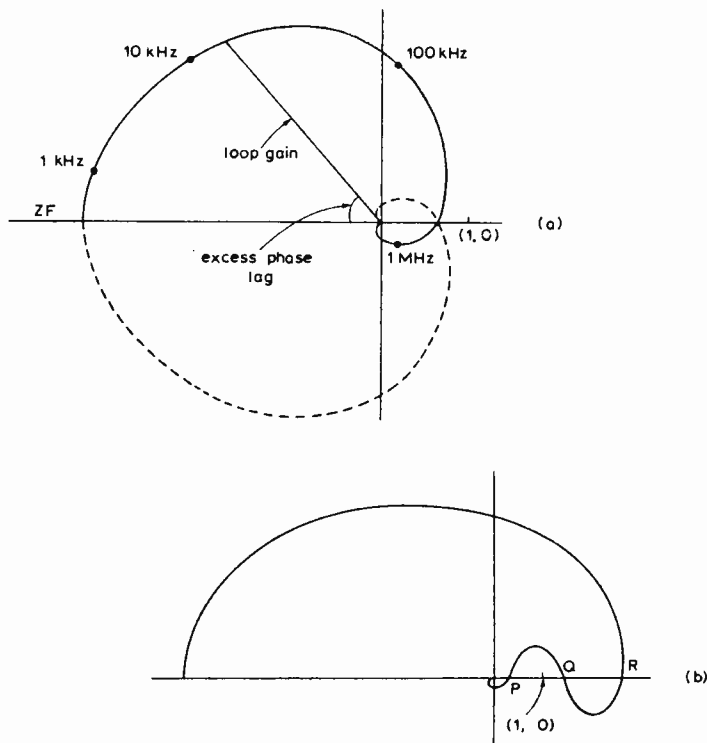


Fig. 3. Diagrams illustrating Nyquist's criterion.

amplifier, V_{out}/V_{in} , approximates closely to $1/\beta^*$. Consider now the phasor relationship existing at a much higher frequency, when the tip of the $A\beta$ phasor has swung round to the region of the Nyquist diagram (in Fig. 1(e)) which is close to the point (1, 0). The details may be shown more clearly by redrawing just the relevant parts of the diagram to a larger scale. This has been done on a voltage basis in Fig. 2(a) and 2(b), but with the corresponding dimensionless, or gain, quantities shown in brackets. Also, both the conventional and the Scroggie representations have been combined, to suit all readers! In Fig. 2(a) it is seen that the βV_{out} phasor is now much longer than the V_{in} phasor, making the amplifier gain with feedback much greater than $1/\beta$. At even higher frequencies, as shown in Fig. 2(b), βV_{out} has become much less than V_{in} , so that the gain of the complete amplifier is now much less than $1/\beta$. From this it is evident that the closed-loop frequency response will be of the form shown in Fig. 2(c), and that if the Nyquist diagram goes very close to the point (1, 0), the peak in the frequency response will be of large magnitude. To obtain such a frequency response with purely passive elements, an arrangement such as that shown in Fig. 2(d) would be required, and it is obvious that this circuit, if supplied with a voltage step input, will ring if the Q-value is high enough. The frequency and step responses for two values of Q are shown in Figs. 2(e) and 2(f) respectively.

Since the frequency response of an amplifier whose Nyquist diagram passes close to the point (1, 0) is broadly similar to that of a passive circuit such as that shown in Fig. 2(d), it seems reasonable to expect, on these grounds alone, that the amplifier, like the passive circuit, will exhibit very ringy behaviour if the peak in its frequency response is of large magnitude – and this is, indeed, the case.

It is evident from the above simple phasor diagram considerations that if the Nyquist diagram passes through the point (1, 0), the required value of V_{in} for a finite output at that frequency becomes vanishingly small. Oscillation will then occur. A difficult question to answer, however, is whether oscillation can occur under any other conditions. Nyquist, in his famous paper of 1932², looked very deeply into this problem and enunciated his stability criterion, which is now universally accepted as being correct.

Nyquist's criterion

Nyquist's criterion states that if a Nyquist diagram, as already described, is plotted for all frequencies from zero to infinity, together with its image in the real axis, as shown in Fig. 3(a), the

* Referring to Fig. 1(b), $V_{out}/V_{in} = AV'/(1-A\beta)V' = (1/\beta) \times A\beta/(1-A\beta)$, showing that the gain becomes approximately $1/\beta$ when $|A\beta| \gg 1$.

amplifier will be stable only if the point (1, 0) lies outside the enclosed figure so formed.

The example shown in Fig. 3(a) relates, as before, to a d.c.-coupled amplifier. The angle labelled "excess phase lag" refers to the phase lag that builds up with rising frequency due to shunt capacitances, transistor phase lags etc. The word "excess" is often inserted here to make it clear that the angle referred to does not include the 180° phase angle which is inherent in the fact that the feedback is *negative* at zero frequency. The frequencies marked on the Nyquist diagram are intended to be fairly typical of those which might apply to an audio amplifier. Though the Nyquist criterion, as stated, calls for frequencies from zero to infinity, it is clearly neither feasible nor necessary to cover such a range in practice. It is possible to be caught out, however, if measurements are stopped at too low a frequency, for a Nyquist diagram expected to continue shrinking with rising frequency as it passes the point (1, 0) can occasionally come back away from the origin again in a manner such as to jeopardise stability. This is especially liable to happen when transformers are employed, due to complex resonances involving leakage inductances and winding capacitances.

When complete Nyquist diagrams are plotted, it is usually more convenient to adopt a linear scale of decibels radially, to accommodate the wide range of loop gain magnitudes involved. Sometimes, however, only the part of the diagram fairly near the point (1, 0) need be plotted, and a linear scale may then suffice.

When the loop gain of a feedback amplifier is changed without altering any of the time-constants – for example, by a simple alteration in the value of the overall β – the obvious way to represent this would be to alter the size of the Nyquist diagram, leaving the point (1, 0) fixed. However, a much easier and quicker procedure is to leave the diagram as it is and shift the position of the point (1, 0), effectively altering the scale of the diagram. Usually there is no need to draw the image of the Nyquist diagram in the real axis, as shown in Fig. 3(a), because it is normally obvious whether the point (1, 0) would lie within the complete figure thus formed, without needing to see the broken-line part.

Conditional stability

It is possible to have an amplifier whose Nyquist diagram is something like that shown in Fig. 3(b). With the loop gain adjusted so that the unity-loop-gain point (1, 0) is in the space between P and Q, the amplifier will be stable, for the diagram does not encircle the point. An increase in loop gain, represented by moving the point (1, 0) to the left, will result in the onset of oscillation once the point (1, 0) reaches P. A decrease in loop

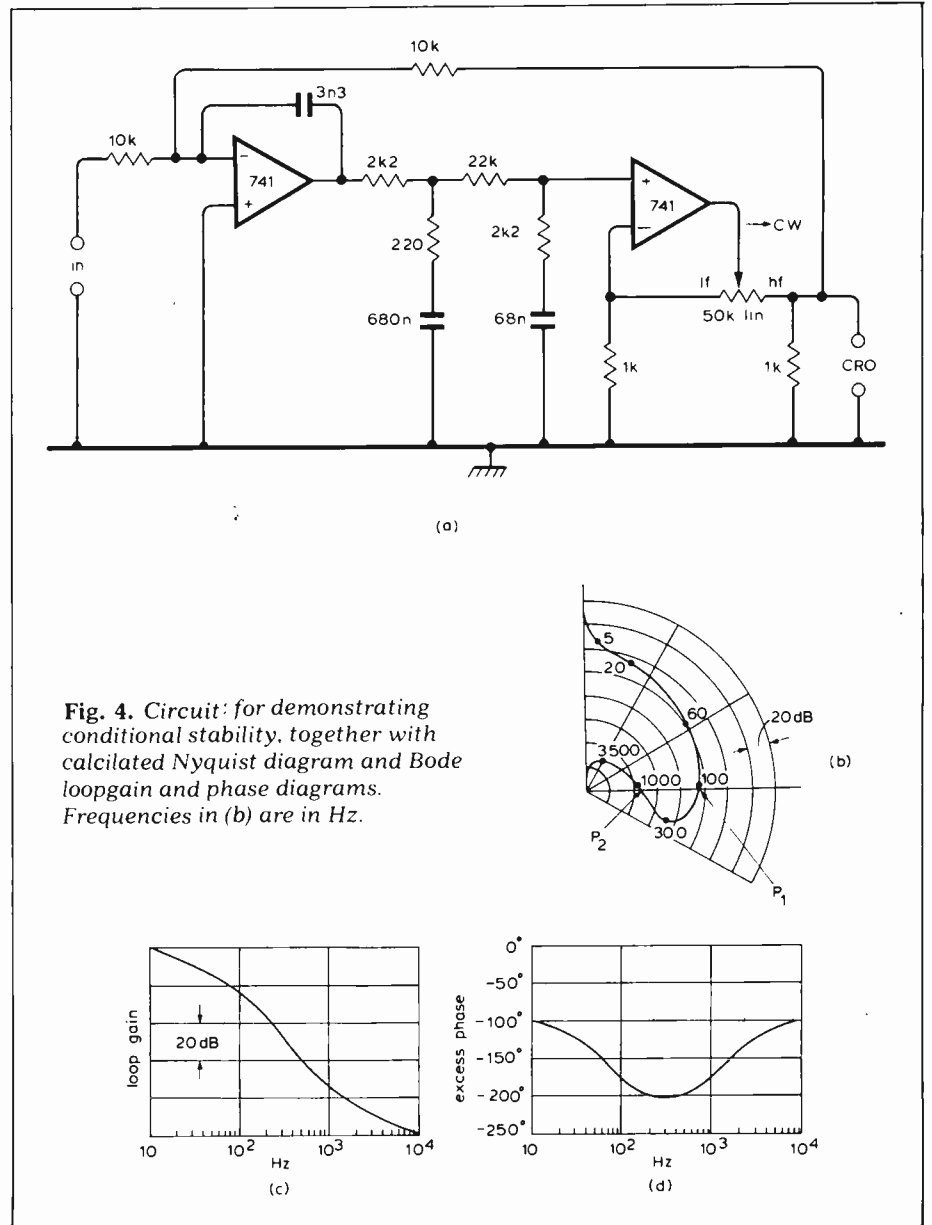


Fig. 4. Circuit: for demonstrating conditional stability, together with calculated Nyquist diagram and Bode loopgain and phase diagrams. Frequencies in (b) are in Hz.

gain, represented by moving the point (1, 0) to the right, will also cause oscillation (at a different frequency) by the time the point (1, 0) reaches Q. If the reduction in loop gain is sufficient to move the point (1, 0) beyond R, stability will again be achieved.

When operated with the point (1, 0) between P and Q, the amplifier is said to be *conditionally stable*. In this state, it should be noted that, at the frequencies corresponding to the points Q and R, there is zero phase shift round the loop and a loop gain greater than unity – and yet oscillation does not occur. A conditionally stable amplifier may thus be defined as one in which reducing the loop gain causes it to oscillate. An amplifier which remains stable for all values of loop gain setting between the normal one and zero is said to be *absolutely stable*³. It is important to distinguish between the term "conditionally stable", as defined above, and a quite different usage of the same term as applied to an amplifier which is stable only if the load impedance satisfies certain conditions. The converse term in this latter case is "unconditionally

stable", meaning that the amplifier remains stable with any passive load impedance whatever connected.

Amplifiers having conditional stability in the sense of a reduction in loop gain causing oscillation, are normally to be avoided, and I have never come across a case of one being intentionally used for an engineering application. Their interest lies rather in the light that they throw on one's understanding of the full significance and correctness of Nyquist's criterion.

It is quite easy to make up a simple circuit exhibiting conditional stability, and Fig. 4(a) shows a suitable recipe. This circuit can be made the basis of an excellent and convincing lecture demonstration. With the potentiometer slider at the left, giving low loop gain, the amplifier is absolutely stable, and gives a fairly well damped square-wave response with, say, a 5Hz input square wave. As the slider is moved to the right, increasing the loop gain, the response becomes more and more ringy, going into continuous oscillation at just over 100Hz with sufficient gain increase. Turning the gain up further produces

violent oscillation of increasing frequency, as the point (1, 0) is moved across from P_1 to P_2 in the calculated Nyquist diagram shown in Fig. 4(b). As P_2 is reached, the sustained oscillation becomes gentle only, with a frequency of just over 800Hz. Increasing the loop gain still more gives stability once again, but this time it is conditional stability. The more the gain is turned up, the better the damping of the square-wave response becomes, an appropriate square-wave frequency under these conditions being about 100Hz. For demonstration purposes, the output may be reproduced on a loudspeaker. The rather unusual gain control arrangement adopted enables the gain to be adjusted over a very wide range (about 68dB) without the control becoming too "touchy". It is the same arrangement as that used in the BBC Outside-Broadcast amplifier, type OBA/9⁴, and such schemes, which combine passive and feedback gain control using a single potentiometer, have many applications. With a c.r.o. fed from the point shown in Fig. 4(a), it is the forward gain of the demonstration circuit that is controlled, the overall β -value remaining constant. Only a small output level can be produced when the potentiometer slider is over to the left, and a c.r.o. sensitivity of 50mV/cm will be found appropriate. An alternative is to feed the c.r.o. from the potentiometer slider, which enables a high output level to be obtained at all potentiometer settings. Now, however, both the forward gain and the overall β -value of the demonstration circuit are being varied, so that the signal gain in

the non-oscillating states is dependent on the potentiometer setting.

In the valve era, a strong argument against the use of conditionally stable amplifiers was that the gradual rise in mutual conductances during warm-up caused oscillation to occur before the final conditionally-stable state was reached. As mentioned on page 163 of reference 3, such oscillation, once it started, was liable to persist indefinitely, because of the reduced effective stage gains under overload conditions. It is interesting to note that the demonstration model in Fig. 4 shows no tendencies of this kind if overloaded while in the conditionally-stable state. The only advantage that can be gained by adopting a conditionally-stable design is that it permits a much more rapid attenuation of loop gain with rising frequency than could otherwise be permitted, so that more feedback can be kept in operation up to a higher frequency, with a greater consequent reduction in distortion. Since extremely low distortion can readily be obtained in more straightforward ways, it is probably best to forget about such possibilities.

Gain and phase curves

During design work on feedback amplifiers, most engineers, rather than using Nyquist diagrams, think in terms of curves of gain magnitude and phase, against frequency. The diagrams drawn, which often use straight-line approximations to the true curves, are sometimes called Bode diagrams⁵. Fig. 5 shows simple examples which may be compared with the curves shown in the

table in Part 2. Frequently, it is sufficient to draw only the gain diagrams, for provided the networks involved are so-called *minimum-phase-shift networks*, definite relationships exist between the gain and phase characteristics³. Then, provided the loop-gain characteristic is designed to meet certain requirements, discussed below, the phase characteristic will automatically be such that stability is assured. In this context, it is obviously necessary to have a very clear conception of just what does, and what does not, constitute a minimum-phase-shift (m.p.s.) network. It has sometimes been said that all the circuits used in ordinary amplifiers are of the m.p.s. type, but this is not necessarily always true. Any circuit in which there is more than one signal path from input to output, is liable not to have m.p.s. characteristics; that is, it is liable to produce more phase shift than necessary for the given gain characteristic. Such a non-m.p.s. network is always equivalent to a m.p.s. network in cascade with an all-pass network, the latter producing phase shift only, without gain variation. A simple example of such a non-m.p.s. circuit, which frequently occurs in amplifiers, is shown in Fig. 6(a). At the frequencies of present interest, the collector resistor R_c exerts negligible shunting effect and may be ignored. At very high frequencies, where C may be regarded as a short-circuit, $V_{out} = I_{in} \times (1/g_m)$.

At lower frequencies the circuit operates as a Blumlein integrator and gives $V_{out} = -I_{in} \times (1/pC)$, where $p = j\omega$. The general relationship is therefore:

$$V_{out} = I_{in} \left(\frac{1}{g_m} - \frac{1}{pC} \right) \quad (1)$$

$$\text{or } V_{out} = \frac{I_{in}}{g_m} \left(1 - \frac{1}{pT} \right) \quad (2)$$

where $T = C \times \frac{1}{g_m}$

Now, (2) may be written:

$$V_{out} = - \frac{I_{in}}{g_m} \times \frac{1-pT}{pT}$$

The significance of this may be more vividly seen if it is expressed in the form:

$$V_{out} = - \frac{I_{in}}{g_m} \times \frac{1+pT}{pT} \times \frac{1-pT}{1+pT} \quad (3)$$

A B

Part A of Equation 3 represents the response of the network shown in Fig. 6(b), which is relatively innocuous from a feedback-stability point of view. Part B, however, represents an all-pass characteristic (as shown at the bottom of the table on page 44 of the March article), and introduces extra phase lag without affecting the magnitude of the loop gain. Frequently, however, these complications do not significantly affect the stability of an amplifier, be-

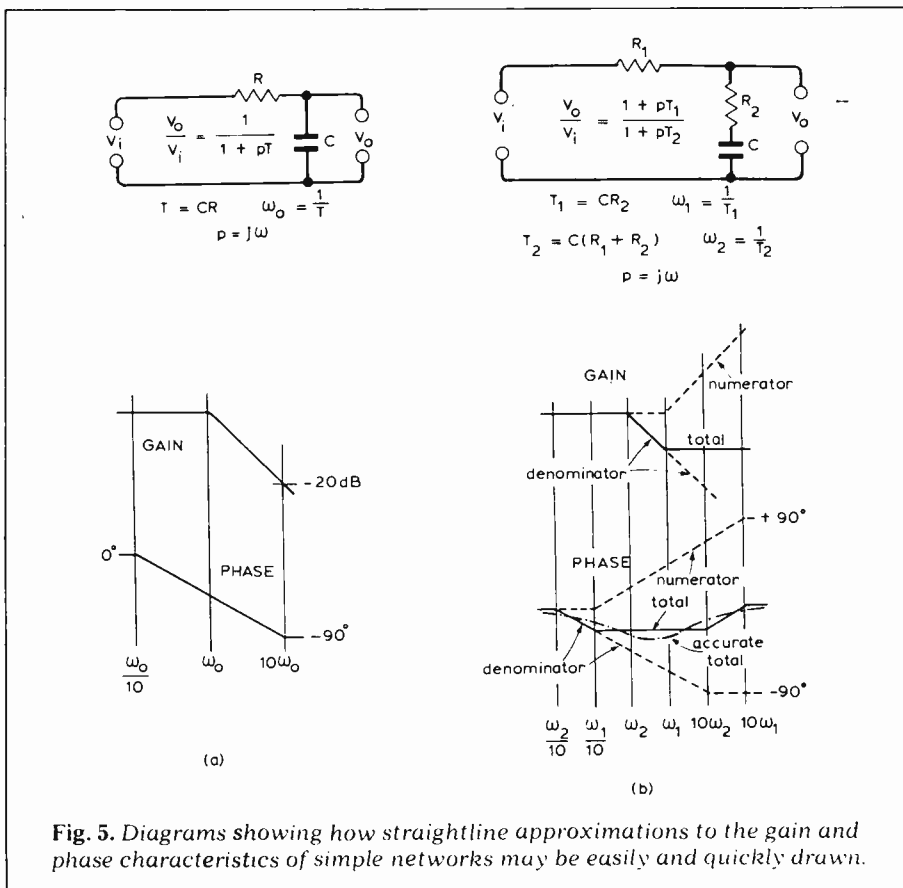


Fig. 5. Diagrams showing how straightline approximations to the gain and phase characteristics of simple networks may be easily and quickly drawn.

cause they come in at frequencies well above the unity-loop-gain frequency. For example, with $C=100\text{pF}$ and a collector current of 5mA , giving an ideal g_m value of 200mA/V , the frequency at which the all-pass term gives 90° phase lag is, in ideal theory, 320MHz . Sometimes, however, a resistor of, say, 100Ω is included in the transistor emitter lead – maybe as part of a current-limiting scheme – giving much-reduced g_m . This, in association with a higher C value, say 470pF , gives an ideal theoretical all-pass 90° frequency of 3.2MHz , so that the all-pass term will give 10° lag at about 300kHz – not necessarily negligible.

Under overload conditions, the transistor in Fig. 6(a) may be temporarily cut off. Then, the only path from input to output is that via C , and the intended phase inversion of the stage is completely lost. With a large amount of overall feedback, which then becomes positive, momentary trigger-action, or high-frequency oscillation, may occur. Unravelling subtle effects such as this – and there are many others – can at times make development work on feedback amplifiers a difficult and demanding exercise.

From the above discussion it will be appreciated that, for most audio amplifier design purposes, it is safe to assume that the networks involved are of the minimum-phase-shift variety, but the possibility of things being otherwise should not be entirely forgotten.

Assuming m.p.s. networks, a high-frequency attenuation rate of 20dB/decade (6dB/octave), if continued over a wide frequency band, say two decades or more, will cause the excess phase lag to reach nearly 90° . A sustained attenuation rate of 40dB/decade will give nearly 180° lag, and will bring the Nyquist diagram in almost horizontally from the right, so that, with sufficient loop gain, it will pass very close to the point $(1, 0)$. This will give a large peak in the frequency response and a very ringy step response.

In the above context it is usual to refer to the stability margins of an amplifier – the gain margin and the phase margin, as shown in Fig. 7. The gain margin is a measure of how much more feedback could be applied without oscillation occurring, and the phase margin shows how much extra internal phase lag would be necessary, at the frequency of unity loop gain, to reach the oscillation point.

The magnitudes of the stability margins that should be left in a practical amplifier design are dependent on a number of considerations, as follows:

(a) The margins, as designed, should be "comfortable", to ensure that likely production variations do not lead to trouble.

(b) The margins should satisfy (a) under all conditions of amplifier

loading which it is considered necessary to take into account.

(c) Adequate margins, as in (a) and (b), should be maintained at all signal levels, not just under small-signal conditions.

(d) In many television, radar and c.r.o. amplifier designs, a step response with little or no overshoot is vital, but this is not normally the case with audio amplifiers – except, perhaps, to satisfy the demands of some reviewers and their public! Although a highly ringy step response justifiably arouses one's general suspicions about an audio amplifier design, a high-Q ring at 150kHz , say, will nevertheless not, in itself, have the slightest deleterious effect on the sound reproduction.

The argument against designing for excessive stability margins is that any audio amplifier so designed could easily be made to have less non-linearity distortion by altering the design to have more high-frequency feedback and smaller stability margins. However, with modern fast, silicon planar transistors, it is possible to obtain a superb performance, with regard to high-frequency distortion, even when the stability margins are made quite large, giving impressive-looking square-wave response. The present-day tendency is to do this.

A long time ago Bode³ suggested that for purposes such as low-distortion audio amplifiers, a 30° phase margin is a sensible choice, and argued that a good philosophy, when practicable, is to hold the loop gain at its full value up to some chosen high frequency f_1 , such as 10kHz , and then attenuate it as rapidly as possible, consistent with not exceeding 150° excess phase lag. In this way, with good design in other respects, the loop gain may be reduced to well below unity before unpredictable phase lags, due to the complex behaviour of transformers etc., become significant. He also showed that the ideal loop gain attenuation law to achieve a constant 150° phase lag above f_1 is as shown in Fig. 8(a).

If the steep rate of gain attenuation above f_1 were maintained for too long before reaching the 33dB/decade asymptotic rate, the corresponding phase curve would dip below -150° , but recover to -150° asymptotically at very high frequencies. In addition, this effect, if pronounced, would result in an amplifier having conditional stability if the loop gain were set high enough. A comparable state of affairs is shown in Figs. 4(c) and 4(d).

A characteristic of an amplifier with "Bode ideal" loop gain attenuation, assuming a flat β -network, is that the magnitude of the high-frequency response peak (6dB), and the shape of the

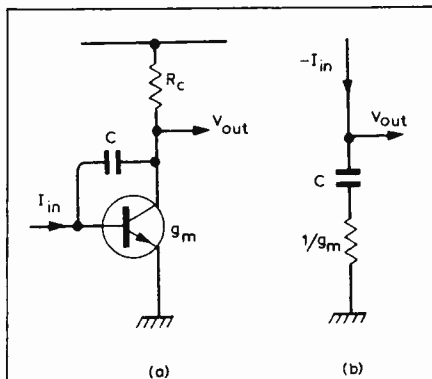


Fig. 6. (a) Circuit not having minimum-phase shift (m.p.s.) characteristics. (b) Circuit having same amplitude response as (a), but giving less phase lag at high frequencies.

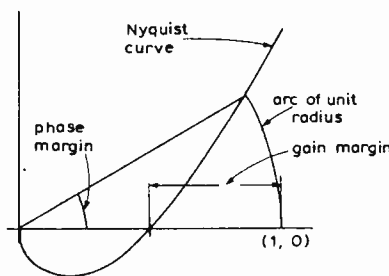


Fig. 7. Diagram illustrating the definition of gain margin and phase margin.

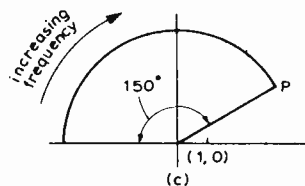
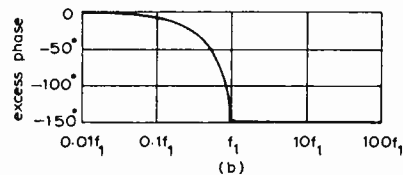
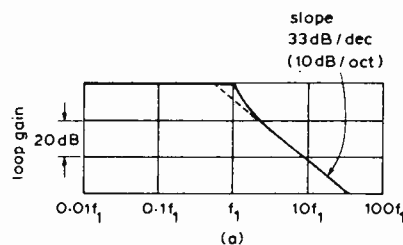


Fig. 8. Loop-gain, phase and Nyquist diagrams for amplifier having "Bode ideal" loop-gain-attenuation characteristics.

step response, are independent of the loop-gain setting over a wide range** due to the constant 30° phase margin. This is only true if the loop gain is set high enough for the point (1, 0) to be well to the left of the point P in Fig. 8(c). I have recently set up an experimental amplifier circuit in which the loop gain is attenuated accurately at 33dB/decade, with a minimum-phase-shift network, over a frequency range of 1000:1. With the loop gain set to make the high-frequency peak occur somewhere in the central region of this frequency range, the peak is indeed of 6dB magnitude, as would be predicted from the Nyquist diagram geometry – see Figs. 8(c) and 2(a). It is also interesting to note that the step response, whose shape is almost perfectly independent of loop-gain setting over a wide range, is nearly indistinguishable from the $Q=2$ waveform of Fig. 2(f). There is no absolutely fixed theoretical relationship between the phase margin and the shape of the closed-loop step response, even when β is constant. Nevertheless, with reasonably “tame” Nyquist diagrams, as illustrated in this article, a 30° phase margin will always give an approximation to a single-mode ring with an effective Q -value in the region of 2.

** A feature perhaps particularly desirable in the valve era, since mutual conductances tended to fall off with valve ageing.

References

1. Scroggie, M. G., Phasor Diagrams (Iliffe 1966).
2. Nyquist, H., Regeneration Theory, *Bell System Tech. J.*, Jan. 1932, p.126.
3. Bode, H. W., Network Analysis and Feedback Amplifier Design. (van Nostrand 1945). (See p.162 re conditional stability; p.303 re gain/phase relationships; p.454 re Bode ideal attenuation characteristics.)
4. Berry, S. D., New Equipment for Outside Broadcasts, *The BBC Quarterly*, Vol. 7 No. 2, pp. 120-128 (Summer 1952).
5. Cherry, E. M. and Hooper, D. E., Amplifying Devices and Low-Pass Amplifier Design, p.501. (John Wiley 1968).

Corrections

Figures 2(e) and 2(f) should have appeared in the March issue as Figs. 6(b) and 6(c). Unfortunately, the dB scaling was produced incorrectly in Fig. 6(b), and Fig. 6(c) was inadvertently omitted.

It was stated on page 43 of the March issue that the closed-loop transfer function of an amplifier contains information about the stability margins. E. F. Good has pointed out that this statement is not strictly correct, for the stability margins are purely functions of $A\beta$, whereas the transfer function gives the value of $A/(1-A\beta)$ only, i.e. $(1/\beta) \times A\beta/(1-A\beta)$. $A\beta$, and hence the stability margins as normally specified, are therefore deducible only if the value of β is known as well as that of the whole transfer function. □

P. J. Baxandall, B.Sc.(Eng.), F.I.E.E., F.I.E.R.E.

Peter J. Baxandall was educated at King's College School, Wimbledon, obtaining his degree in electrical power engineering at Cardiff in 1942. After wartime work as a radio instructor, he moved in 1944 to TRE (now RSRE), Malvern, working on microwave techniques for the first two years and then joining Professor F. C. Williams's team on electronic circuit research work.

In 1971 he set up as an independent electro-acoustical consultant, having had a strong hobby interest in this field for many years. He has since done much practical and theoretical work for British audio firms, this work involving the design of capacitor microphone circuits, transformers, oscillators, f.m. receivers, audio amplifiers and loudspeakers.

He is a member of the Audio Engineering Society and a fellow of the British Kinematograph, Sound and Television Society.



BBC Engineering report stresses economy

MR JAMES REDMOND's foreword to the annual report of BBC Engineering stresses the efforts BBC engineers have made to cut costs. Three two-camera lightweight mobile tv production units were in service, he noted, and a third was ordered. "Productions made in this way in 1977 included the 'The Mayor of Casterbridge', taking full advantage of the realism combined with economy which is possible with this method of programme-making . . . More generally BBC engineers have been engaged as usual in a very wide range of activities to maintain, extend and improve existing services and find better (and sometimes more economical) ways of providing the technical tools needed for programme making."

The foreword notes that nearly 98% of the population can now receive colour tv. The Corporation completed the plan for, and started work on, the radio frequency changes "made necessary by the decisions of the 1975 World Administrative Radio Conference". (See WW April, p.49)

Elsewhere the report says that new u.h.f. stations were being opened at a rate of one a week, but that the cost per person served had risen to £25. In 1970 it was about £2.08.

Last year the BBC paid £6.6 million for Post Office services, of which £3 million was for telephone bills, £2.4 million for permanently rented programme and communications lines, £0.9 million for satellite circuits, and £0.3 million for o.b. and other temporary circuits.

Next year (1977/8) the BBC plans £28 million worth of capital expenditure of which the greatest part, £8.8 million, will be spent on replacements, and £8.1 million on transmitters and communications. Land and buildings will cost £1.4 million. The capital programme appears to show a dispropor-

tionate allocation to London. While Wales, Scotland and Northern Ireland receive a total of £3 million, the English Regions will get £1.9 million, and London another £1.8 million.

In the last two years the capital programme has hovered at around the £18 million mark, and the forecast for 1978/9 is £40 million.

The IBA's annual report for the year to March 31, 1977 also notes that the law of diminishing returns is affecting the spread of their u.h.f. coverage. Like the BBC, they added a mere half million tv viewers for the cost of around 60 new transmitters. Only one person in 100 is now totally dependent on 405 line coverage, says the IBA, but one in 20 probably still has a 405 line set. A further programme of 270 low power relay stations is now under way to reach the 200,000 or so people in groups of between 500 and 1,000.

The Japanese have an even worse problem than we do, since Japan is more fragmented even than the British Isles. The present Japanese tv network covers 97% of Japan but the cost of reaching the remote mountain and island regions is now prohibitive. Japan is now experimenting with satellite broadcasting, and has paid Nasa to launch the experimental direct broadcast to launch their Medium-scale Broadcasting Satellite for Experimental Purposes (BSE). The launch date was fixed for March 23 at the earliest.

According to a Nasa statement the craft will test new methods of transmitting high quality colour tv economically to the Japanese islands and Okinawa. Antenna size will be between 3 and 5ft.

The satellite, built under a Toshiba contract by General Electric, will be the third to experiment in direct satellite broadcasting after ATS6 and the US-Canada Communications Technology Satellite, CTS. □

Now TE mode on 432MHz?

The record-breaking long-distance (3,180 miles) contacts made on 144MHz via ionospheric reflection between amateur stations in Venezuela and Argentina, reported in the March issue, have proved to be more than just one-time freaks. During February, world distance records on 144MHz were again broken — and more than once. First the record was extended to 3,825 miles as a result of an s.s.b. phone contact between KP4EOR in Puerto Rico (about 18° North) and LU5DJZ in Argentina, and then again to 3,940 miles when KP4EOR worked a 10-watt station LU8DIN, also in Argentina but over a hundred miles further away. CX8BE in Chile also heard KP4EOR but, perhaps the most sensational of all, is that YV5ZZ in Venezuela is reported to have heard the Argentinian LU3AAT on 432.1MHz! All of these contacts and reception reports appear to have been due to transequatorial (TE-mode) propagation. Whereas, until recently, this form of ionospheric reception was thought not to extend much above 70 or 100MHz, it has thus been shown now to extend to 144MHz and even above 400MHz, although of course this still has to be confirmed by two-way contacts.

This sudden extension to the upper frequency limits of TE-mode propagation appears to be another reflection of the very rapid rise in sunspot numbers which has re-opened almost daily the 28MHz band during recent weeks and also brought to British listeners the sounds of American citizens' band operation on 27MHz.

Liberated ladies?

Although in the UK the number of "young lady" (YL and XYL) operators has been increasing gradually over the years, they still represent a very small minority of amateurs, considerably fewer than in the United States or even among the "club station" operators of the USSR. In a recent survey of YL amateurs in the USA, several comment how much the hobby has meant to them. "Ham radio can open new worlds to a fuller life" — Lenore Jenson, W6NAZ, a radio actress. "An absolutely great hobby for women" — Jan Shillington, N9YL, mother and housewife. "Outside of my parents, ham radio has been the strongest influence in my life ... it helped me decide the direction of my education and opened career opportunities" — an electrical engineering student at Purdue University. "If a young girl is physically large or awkward on the dance floor, over the airways she's the same as anyone else ... women are doers, I build a lot of my own stuff" — Dr Christine Haycock, WB2YBA. "It gave me the chance to build my own circuits" — Sue Heller,



K3YL, reading electrical engineering at Drexel University. "You have a friend every place you go ... I got off the plane in Russia and someone was right there waving my QSL" — Flo Majerus, W7QYA, pilot, teacher and dyed-in-the-wool c.w. operator.

The family approach to amateur radio is underlined in a recent letter from a WoAR reader, Joseph Schwartz of Flushing, NY. He is K2VGV, his wife is WA2JQC, his son is K2VG, his daughter K2ZCS, his son-in-law K2KGF and his grandson is WA2HPS.

Another RAE pre-test

London-area candidates taking this year's Radio Amateurs' Examination have the opportunity of helping the City & Guilds of London Institute by taking a pre-test based on multiple-choice questions, similar to those which will be used in the examination proper from 1979 onwards. The Institute is particularly anxious to check the system on a representative sample of candidates, including those who have been studying on their own. Such pre-tests help City & Guilds by enabling the reviewing panel to judge whether questions are of suitable standard for inclusion in a question bank for use in future examinations. The pre-test will be held at City & Guilds of London Institute, 76 Portland Place, London W1 on Tuesday, May 2 from 10.00 a.m. For candidates it is a useful way of revising their studies and gaining examination experience. Anyone willing to assist should phone Miss Jackie Clifford (01-278 2468, ext. 485).

From all quarters

Don Miller, W9NTP, is developing a form of slow-scan television which should allow the transmission of moving pictures in a 35kHz bandwidth, with a field rate of 3.75 per second. It is based on a standard s.s.t.v. unit with extra memory and with audio sent by narrow-band frequency-modulation of the carrier. He hopes to get special authorisation to transmit signals on

29MHz and so become the first to transmit moving pictures across the Atlantic on h.f.

Approximately 70 amateur television enthusiasts are active around Melbourne on 426MHz, 580MHz (channel 34), 1296MHz and shortly on 10GHz.

Oscar 8 success

The entirely successful launch of Oscar 8 (formerly known as AMSAT-Oscar-D) on March 5 means that amateurs now have available a new "Mode J" facility, in the form of a 145.9-to-435.1MHz active transponder, in addition to another "Mode D" 145.9-to-29.4MHz transponder. The 435.095MHz beacon of Oscar 8 was immediately heard in the UK and the following day the 20.402MHz beacon was well received. A number of European stations began working through the satellite soon after it was in orbit although it had been requested this should not be done until a fortnight after launching. The sun-synchronous orbit is very close to that planned, with a provisional period of about 103.23 minutes and an inclination of about 98.989°

In brief

Arthur C. Clarke has become honorary Life Member No 2001 in AMSAT, the amateur satellite organisation ... AMSAT-UK now have a secretary for the first time, Ronald J. C. Broadbent, G3AAJ, 94 Herongate Road, Wanstead Park, London E12 5EQ ... They hope to have displays at the RSGB's Alexandra Palace exhibition, May 5-6, and Suffolk Wireless Revival Show, May 14 ... The Northern Mobile Rally is being held at The Victoria Park Hall, Keighley, on Sunday, May 21 and is organised by the Otley Radio and Electronics Society ... A Raynet Symposium covering many aspects of the Radio Amateurs' Emergency Network is being held on April 15 at the Post House Hotel, Leicester from 09.30 a.m. ... RSGB affiliated societies in the South London region are consulting members on whether "because of the apparently unstoppable misuse of the London repeater GB3LO" to press the RSGB to use its power as licensee to close it down ... A new 432.81MHz beacon station is expected to open soon at Crowborough, Sussex. The callsign GB3WHA has been chosen in memory of the late W. H. (Bert) Allen, G2UJ ... An amateur, holding an extra class licence has been sentenced to 18 months in jail (to be suspended after 90 days) in the United States for transmitting obscenities and causing malicious interference to repeaters. He was caught after local amateurs had co-operated with the FCC who used sophisticated direction finding equipment to trace transmissions made from fast-travelling cars.

PAT HAWKER, G3VA

NEW PRODUCTS

Low-cost teleprinter

The Teleprinter 800 has been produced specifically for five-unit telegraph operation. It employs many of the modules used in the Printer 800 which entered full production a year ago. A highly-readable 7 x 5 dot matrix head produces conventional black and red printing on standard 210/216mm wide teleprinter paper. A paper roll of up



to 130mm diameter can be housed within the printer and, by using a carbon interleaved paper, one original and three copies may be printed. A three-position baud rate switch is fitted enabling speeds of 50 and 75 plus one other optional speed. It has a four-row keyboard, using capacitive key switches and m.o.s. encoding, and includes automatic figures and letters shift coding, and shift controls for the generation of control signals. A buffer is used so that the transmitting speed is limited to that of the line speed, regardless of the typing speed. An audible alarm warns when the buffer becomes full. Trend Communications Limited, Edric House, Castle Street, High Wycombe, Buckinghamshire, HP13 6RG. WW 301

Desoldering tools

Three desoldering tools have been made by Electroplan Ltd as an attempt to provide models suitable for every application. The SR2 has a large suction stroke and is suitable for large solder pads and i.cs. It has a safe loading mechanism and the

double-action suction chamber is closed while melting solder, and released by a conveniently situated push button. The SR3AS is designed to deal with solder removal where components are tightly grouped or otherwise inaccessible. The third tool, type SR3A, is similar to the SR3AS but it incorporates a safety guard. With these tools, replaceable p.t.f.e. nozzles can be easily removed for cleaning. Electroplan Limited, P.O. Box 19, Orchard Road, Royston, Herts. SG8 5HH.

WW 302

Electronic worktop

This unit was designed to avoid the problem of having to remove one's tools and equipment from the kitchen table. The worktop, which measures 24 x 20 in., has a removable rubber mat, holes drilled into the sides for accommodating small tools, and a lock-

able tool box in the centre of the rear panel. A variable 20V, 1A power supply is built into the unit, as well as a loudspeaker, volume control and two 13A sockets. The unit is priced at around £49.00 in kit form or about £58.00 ready wired. A small vice is available as an optional extra for £4.50. Home Radio (Components) Limited, 234-240 London Road, Mitcham, Surrey CR4 3HD.

WW 303

Keyboard switch

The Erg-KEY RS5020 is a low-profile keyboard push switch having a normally-open s.p.s.t. configuration. Its 12.4mm square key face protrudes only 5.08mm above its mounting plane. The switching action is dual-wiping and effected by torsion beam elements which are claimed to give extremely high reliability and exhibit a typical contact


bounce time of only 25µs. To ensure continued reliability and low contact resistance (40mΩ), the phosphor bronze switching elements have a 15 x 10⁻⁶ in thick gold plating over a 50 x 10⁻⁶ in thick nickel layer. This is claimed to provide a life of more than 10 x 10⁶ operations for a 12V, 40mA d.c. resistive load over a working temperature range of -40°C to +60°C. Erg Industrial Corporation Limited, Luton Road, Dunstable, Bedfordshire LU5 4LJ.

WW 304


Active filter building blocks

The AF150 and AF151, made by National Semiconductor Ltd., are general-purpose building-block filters which have been designed for use in applications which would otherwise be difficult and costly to design. These devices have been introduced because of the successes of the AF100 Bi-Quad active filter and the AF120 gyrator. The AF150 is a higher-frequency version of the AF100 and extends the upper range from 10kHz to 100kHz, with a centre frequency Q product of 200,000. This has been accomplished using high-frequency op-amps and laser-trimmed resistors. The device has the same configuration as the AF100 in that it simultaneously offers low-pass, high-pass and band-pass outputs, while requiring only four external resistors to set the frequency, Q-value, and gain of the filter. In addition, by using the LF356 op-amp., all-pass and notch filters can be formed, it is claimed. The AF151 is a dual-configuration filter, providing two separate active filters in one package, the performance of both filters being the same as that of the AF100. This allows the user to design fourth-order filters in a single package. It is also possible, claim the makers, to design eighth-order filters in one package. Delivery is from stock. National Semiconductor Limited, 19 Goldington Road, Bedford MK40 3LF.

WW 305



WW303



WW302

Communications receivers

A range of synthesized communications receivers, designed by Redifon Telecommunications Ltd., provide fast, continuous tuning over the frequency range 15kHz to 30MHz, and are fully remotely controlled. The receivers, R1000 series, use a single optical tuning dial (as described in pp65-66, Sept. 77 issue), which allows tuning in either direction at a slow (600Hz per revolution) or fast 600kHz per revolution) rate. Once tuned, a pushbutton may be used to disengage the tuning control and lock the receiver to the chosen frequency. A seven-figure l.e.d. display provides the frequency readout to the nearest 10Hz. Receivers in the R1000 series have a 20-channel memory permitting up to 19 settings of frequency, mode and bandwidth to be stored for later, rapid recall. The remaining channel is used to store the operational status of the receiver, in the event of power failure, so that it can be recalled when power is regained. Also included in the receiver is a scanning facility which enables any of the channels held in store

to be scanned with channel dwell times adjustable between 0.1 and 15s. According to the makers, because of its a.g.c. system, an R1000 receiver has excellent dynamic range, blocking and cross modulation characteristics. For example, an unwanted signal of 1mV e.m.f., 20kHz removed from a wanted signal of 1mV e.m.f., will reduce the output by less than 3dB, and an interfering 30 per cent modulated signal at least 20kHz from a wanted signal of 300µV e.m.f. must be greater than 300mV e.m.f. to cause 3% cross modulation. Other specifications include a sensitivity, for a 10db signal-to-noise ratio and 3 kHz bandwidth on s.s.b. and c.w., of between 0.7 and 7.9µV e.m.f., depending on frequency. The selectivity on s.s.b. is from 350 to 2700Hz, or optionally 250 to 3000Hz, at the 6dB point, and the frequency stability is quoted as ±3Hz peak deviation (short term) and within 1 part in 10⁶ per year (long term). The extended and remote control facilities of the receiver permit a high degree of flexibility. For example, full duplication of all receiver controls and displays, including tuning and ancillary functions, such as antenna selec-

tion, may be provided. As many as 16 receivers can be controlled in this way from a single control unit. The marine version of the R1000 series has received UK type approval to MPT 1201 and is designed to meet other European specifications. Price for the standard main frame is less than £5,000. Redifon Telecommunications Limited, Broomhill Road, Wandsworth, London SW18 4JQ. **WW 306**


Fibre-optic devices

Infrared emitters and detectors from RCA Ltd, have integral fibre-optic cables so that they may easily be connected into optical communication systems with the minimum of encapsulation problems. The range includes a high-speed, gallium-aluminium-arsenide infrared emitter, silicon avalanche photodiodes, and hybrid photodiode/amplifier modules. The infrared emitter, type C30133, is designed for continuous d.c. or pulsed operation, and has a typical power output of 0.5mW at a peak forward current of 1A in the pulsed mode, and 150µW at a forward current of 200mA in the continuous d.c. mode. Its typical rise time is 3ns and its frequency response is 150MHz. The silicon avalanche photodiodes, types C30903E to C30908E, are available with light-pipe diameters of 0.25, 0.5, 1.25 and 2.5mm. They use a double-diffused reach-through structure to achieve high responsivity and very short rise and fall times. The spectral response range is from 400 to 1100nm. Types C30909E to C30911E have an additional

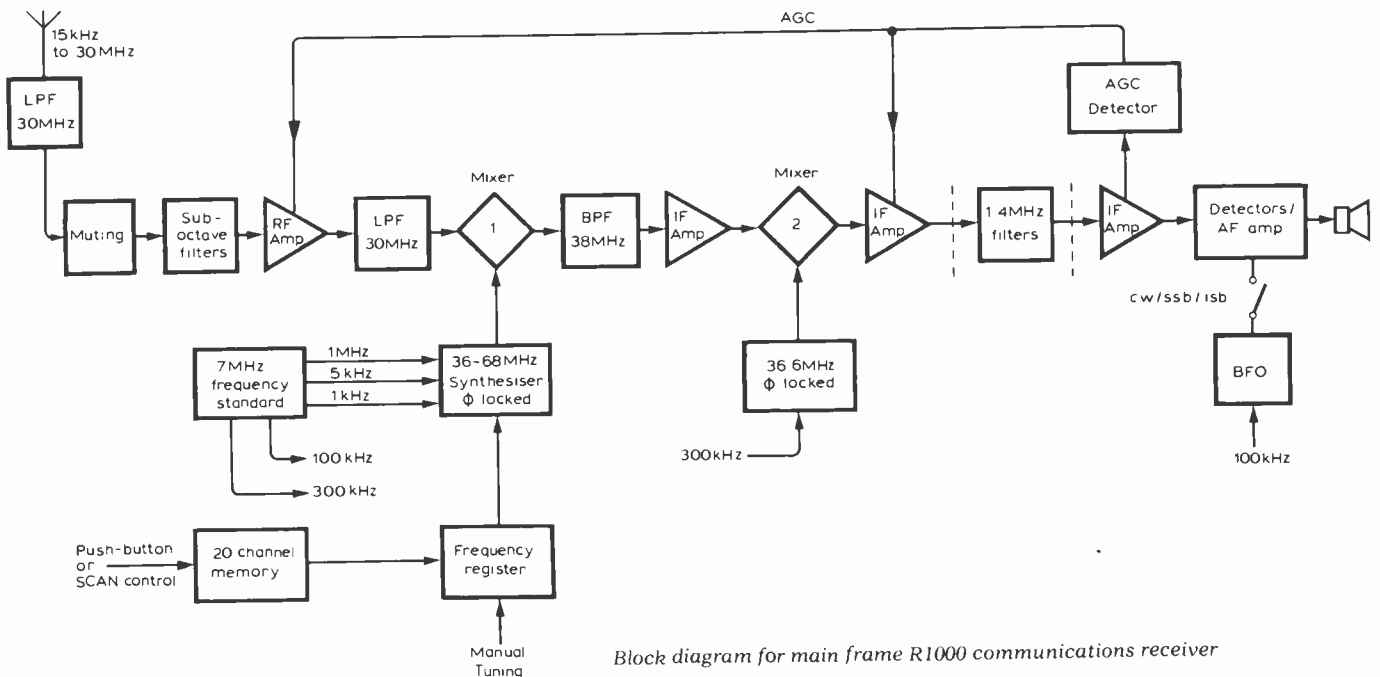
m.o.s.f.e.t. preamplifier, giving them a typical system bandwidth of up to 50MHz. RCA Solid State-Europe, Sunbury-on-Thames, Middlesex, TW16 7HW. **WW 307**

Sheet metal enclosures

A large range of sheet metal enclosures, manufactured by Actu Boxes, have been made available on an ex-stock delivery basis. The range covers 22 standard units in sizes from 4 x 4 x 1½in to 18 x 18 x 6in. The enclosures have



fully-welded seams, deep-threaded lids, corner inserts to retain the lids, and gaskets to seal them. Consequently, they are suitable for use in damp or dusty environments. A comprehensive leaflet giving technical details and prices, is available from Actu Boxes, Vale Lane, Hartcliffe Way, Bristol BS3 5RU. **WW 308**



Block diagram for main frame R1000 communications receiver

V.h.f. radiotelephone

The Callbuoy 30T is a 25V portable radiotelephone for v.h.f. communications. It has been introduced as a high power transportable version of the model 30, which Callbuoy introduced last year when they entered the mobile radio market. The equipment is powered by a rapid-rechargeable nicad battery pack, making it, it is claimed, one of the most powerful transportable v.h.f. radiotelephones available. This pack allows up to eleven hours of operation before recharging is necessary. The unit offers up to twelve channels within the v.h.f. high, mid' or low bands. Full selective calling facilities are available. Callbuoy Electronics Limited, Marketing Division, 8 The Grove, Slough, Berkshire.

WW309

Colour television camera system


Successor to the widely-adopted Mk VIII colour television camera, the Mk IX has been announced by Marconi Communications Systems. The new equipment is described as a system, since the aim of versatility has meant the use of two camera types, for studio or outside broadcast work, a common control unit and a number of accessories to enable the system to function in almost any situation.

The cameras both incorporate four Plumbicons — 30mm for the studio camera and 25mm in the portable unit — which can be of several different types to provide the required characteristics. Sensitivity is such that an illumination of 800 lux on to an object showing 60% reflectivity will cause a current of 300nA at f4. Monitoring test signals are provided in the studio camera's electronic viewfinder, so that R G and B registration can be carried out at the camera without recourse to remote control. For OB work, the portable camera is small, requires no back pack and yet produces a picture which is comparable in quality with its larger version. Optical viewfinders of mono or binocular form can be provided or the electronic studio type can be fitted. The portable camera is equally useful for studio use, an adaptor taking the complete range of lenses.

Several design features assist in automatic operation: automatic registration of the tube outputs, automatic centering, auto black and auto white balance, auto iris and a dynamic gain control for improving detail resolution in dark or light parts of the picture. Instead of the thin-



WW309



WW310

film circuitry employed in the Mk VIII camera, Marconi have used i.c.s in the design of the new system. Marconi Communications System Ltd, Marconi House, Chelmsford, Essex CM 1 7PL

WW 310

Precision voltage reference

Using a differential input circuit, claimed to be unique, National Semiconductor Ltd has developed a 2.5V band-gap reference i.c. that performs as if it were a zener shunt regulator. According to National, this is the first 2.5V reference diode that can be used as either a positive or negative reference device and, in addition, has an adjustable breakdown voltage and adjustable temperature coefficient. The device will also operate with excellent regulation over a current range from 300 μ A to 10mA. Unlike other 2.5V references on the market the i.c. is a two-terminal

device. There are three types of reference in the series, LM136, LM236 and LM336, the main differences being in their package sizes and working temperature ranges. National Semiconductor Limited, 19 Goldington Road, Bedford MK40 3LF.

WW 311

Epoxy resin mix

The hybrid electronics market, according to Teknis Ltd, needs a two-part, simple-mix-ratio gold epoxy resin. The H81E, they say, fulfils this need. It offers a 1:1 non-critical mix ratio and includes the pure gold powder in both the resin and the hardener. The resin, which has a three-day pot life and a two-year shelf life, without refrigeration, is from the same family as the H20E two-part, silver-filled epoxy resin. Teknis Limited, Teknis House, Meadow, Godalming, Surrey, GU7 3HQ.

WW 312

Solid-state relays

A series of solid-state relays, from Magnecraft, have been made available by a UK distributor. The relays are designed for switching applications and are available in 24 current ratings from 2.5 to 40A, with switching capabilities of up to 480V. All of the devices have optical isolation between the inputs and the outputs and switch at zero volts. Since the coupling capacitance between the input and the output is less than 11pF, and there is no magnetic coupling, the possibility of noise, present on the load side of the relay, being coupled into the control circuit is virtually eliminated. Switching transients are also eliminated because turn-on is at zero volts and turn-off is at zero amps. Diamond H. Controls Limited, Vulcan Road North, Norwich NR6 6AH.

WW 313

U.h.f. power transistors

Three u.h.f. power transistors, types BLW79, BLW80 and BLW81, are suitable for transmitting applications in mobile radio. They may be used in class A, B or C modes of operation. The devices are rated at 2W, 4W and 10W respectively and have high power gains specified down to a 12.5V supply rail. Resistance stabilization enables them to be used without voltage regulation and provides protection against damage due to severe load mismatches for supply voltages up to 16.5V. Mullard Limited, Mullard House, Torrington Place, London WC1E 7HD.

WW 314

Low voltage stabilizers

Two low-voltage stabilizers, types BZV56-C1V5 and C2V0, are intended for applications where the voltage is too low for zener diodes to be used. The devices, which consist of two or three series-connected base-emitter junctions on one planar chip, are suitable for low-power clipping, level shifting and voltage and temperature stabilization of transmitter base-emitter biasing networks. These diodes have a guaranteed, reverse blocking voltage of 4V. Forward voltages and differential resistances for the C1V5 and C2V0 are 1.35 to 1.55 and 2.00 to 2.30V and less than 20 Ω and 30 Ω respectively. Total power dissipation is 250mW up to an ambient temperature of 45°C. Mullard Limited, Mullard House, Torrington Place, London. WC1E 7HD.

WW 315

15 — 240 Watts!

HY5 Preamplifier

The HY5 is a mono hybrid amplifier ideally suited for all applications. All common input functions (mag Cartridge, tuner etc.) are catered for internally, the desired function is achieved either by a multi-way switch or direct connection to the appropriate pins. The internal volume and tone circuits merely require connecting to external potentiometers (not included). The HY5 is compatible with all I.L.P. power amplifiers and power supplies. To ease construction and mounting a P.C. connector is supplied with each pre-amplifier.

FEATURES: Complete pre-amplifier in single pack — Multi-function equalization — Low noise — Low distortion — High overload — two simply combined for stereo.

APPLICATIONS: Hi-Fi — Mixers — Disco — Guitar and Organ — Public address.

SPECIFICATIONS:

INPUTS: Magnetic Pick-up 3mV, Ceramic Pick-up 30mV, Tuner 100mV, Microphone 10mV, Auxiliary 3-100mV, input impedance 47k Ω at 1kHz
OUTPUTS: Tape 100mV, Main output 500mV R.M.S.


ACTIVE TONE CONTROLS: Treble \pm 12dB at 10kHz, Bass \pm at 100Hz.

DISTORTION: 0.1% at 1kHz, Signal/Noise Ratio 68dB

OVERLOAD: 38dB on Magnetic Pick-up, **SUPPLY VOLTAGE:** \pm 16.50V

Price £5.22 + 65p VAT P&P free

HY5 mounting board B1 48p + 6p VAT P&P free



HY30 15 Watts into 8 Ω


The HY30 is an exciting New kit from I.L.P. it features a virtually indestructible I.C. with short circuit and thermal protection. The kit consists of I.C., heatsink, P.C. board, 4 resistors, 6 capacitors, mounting kit, together with easy to follow construction and operating instructions. This amplifier is ideally suited to the beginner in audio who wishes to use the most up-to-date technology available.

FEATURES: Complete kit — Low Distortion — Short, Open and Thermal Protection — Easy to Build
APPLICATIONS: Updating audio equipment — Guitar practice amplifier — Test amplifier — Audio oscillator.

SPECIFICATIONS:

OUTPUT POWER: 15W R.M.S. into 8 Ω , **DISTORTION:** 0.1% at 15W
INPUT SENSITIVITY: 500mV, **FREQUENCY RESPONSE:** 10Hz-16kHz — 3dB
SUPPLY VOLTAGE: \pm 18V

Price £5.22 + 65p VAT P&P free.



HY50 25 Watts into 8 Ω

The HY50 leads I.L.P.'s total integration approach to power amplifier design. The amplifier features an integral heatsink together with the simplicity of no external components. During the past three years the amplifier has been refined to the extent that it must be one of the most reliable and robust High Fidelity modules in the World.

FEATURES: Low Distortion — Integral Heatsink — Only five connections — 7 Amp output transistors — No external components

APPLICATIONS: Medium Power Hi-Fi systems — Low power disco — Guitar amplifier

SPECIFICATIONS: **INPUT SENSITIVITY:** 500mV

OUTPUT POWER: 25W RMS in 8 Ω , **LOAD IMPEDANCE:** 4-16 Ω , **DISTORTION:** 0.04% at 25W at 1kHz

SIGNAL/NOISE RATIO: 75dB, **FREQUENCY RESPONSE:** 10Hz-45kHz — 3dB

SUPPLY VOLTAGE: \pm 25V, **SIZE:** 105.50 x 25mm

Price £6.82 + 85p VAT P&P free



HY120 60 Watts into 8 Ω

The HY120 is the baby of I.L.P.'s new high power range, designed to meet the most exacting requirements including load line and thermal protection, this amplifier sets a new standard in modular design.

FEATURES: Very low distortion — Integral Heatsink — Load line protection — Thermal protection — Five connections — No external components

APPLICATIONS: Hi-Fi — High quality disco — Public address — Monitor amplifier — Guitar and organ


SPECIFICATIONS:

INPUT SENSITIVITY: 500mV, **OUTPUT POWER:** 60W RMS into 8 Ω , **LOAD IMPEDANCE:** 4-16 Ω , **DISTORTION:** 0.04% at 60W at 1kHz

SIGNAL/NOISE RATIO: 90dB, **FREQUENCY RESPONSE:** 10Hz-45kHz — 3dB, **SUPPLY VOLTAGE:** \pm 35V

Size: 114 x 50 x 85mm

Price £15.84 + £1.27 VAT P&P free.



HY200 120 Watts into 8 Ω

The HY200, now improved to give an output of 120 Watts, has been designed to stand the most rugged conditions, such as disco or group while still retaining true Hi-Fi performance.

FEATURES: Thermal shutdown — very low distortion — Load line protection — Integral Heatsink — No external components.

APPLICATIONS: Hi-Fi — Disco — Monitor — Power Slave — Industrial — Public address


SPECIFICATIONS:

INPUT SENSITIVITY: 500mV, **OUTPUT POWER:** 120W RMS into 8 Ω , **LOAD IMPEDANCE:** 4-16 Ω , **DISTORTION:** 0.05% at 100W at 1kHz

SIGNAL/NOISE RATIO: 96dB, **FREQUENCY RESPONSE:** 10Hz-45kHz — 3dB, **SUPPLY VOLTAGE:** \pm 45V

SIZE: 114 x 100 x 85mm.

Price £23.32 + £1.87 VAT P&P free.



HY400 240 Watts into 4 Ω

The HY400 is I.L.P.'s "Big Daddy" of the range producing 240W into 4 Ω ! It has been designed for high power disco or public address applications. If the amplifier is to be used at continuous high power levels a cooling fan is recommended. The amplifier includes all the qualities of the rest of the family to lead the market as a true high power hi-fidelity power module.

FEATURES: Thermal shutdown — Very low distortion — Load line protection — No external components

APPLICATIONS: Public address — Disco — Power slave — Industrial.

SPECIFICATIONS:

OUTPUT POWER: 240W RMS into 4 Ω , **LOAD IMPEDANCE:** 4-16 Ω , **DISTORTION:** 0.1% at 240W at 1kHz

SIGNAL/NOISE RATIO: 94dB, **FREQUENCY RESPONSE:** 10Hz-45kHz — 3dB, **SUPPLY VOLTAGE:** \pm 45V

INPUT SENSITIVITY: 500mV, **SIZE:** 114 x 100 x 85mm

Price £32.17 + £2.57 VAT P&P free.

POWER SUPPLIES

PSU36 suitable for two HY30's **£5.22** plus 65p VAT P/P free
PSU50 suitable for two HY50's **£6.82** plus 85p VAT P/P free
PSU 70 suitable for 2 HY 120's **£13.75** plus £1.10 VAT P/P free
PSU90 suitable for one HY200 **£12.65** plus £1.01 VAT P/P free
PSU180 suitable for two HY2000's or one HY400 **£23.10** plus £1.85 VAT P/P free


B1 48p plus 6p VAT

TWO YEARS' GUARANTEE ON ALL OF OUR PRODUCTS

I.L.P. Electronics Ltd
Crossland House
Nackington, Canterbury
Kent CT4 7AD
Tel (0227) 63218

Please Supply _____
Total Purchase Price _____
I Enclose Cheque Postal Orders Money Order
Please debit my Access account Barclaycard account
Account number _____
Name & Address _____
Signature _____

INSTANT CIRCUIT DESIGN WITH THE BUG SYSTEM!

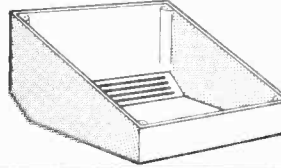


SK 10. Takes up to eight 14 pin DILs. All components insert directly. Insertion life of 10,000 cycles. Contact resistance 5 milliohm average. Housing is acetal copolymer.

SK 50. Half size version of SK 10 for tight places and student use. Takes four DILs.


Both sockets carry a lifetime guarantee. If a unit ever fails in normal usage, return it to us for a free replacement. No questions asked.

A good case for your system **HO 6** high impact moulded case. Takes four SK 10 sockets. Size 3.5in. H x 7.6in. W x 9in. D (8.9 x 19.3 x 22.9cm). Slope approx. 17°.



Bugbooks I & II digital electronics. **Bugbooks V & VI**, interfacing with 8080A. BRS series 1-4; operational amplifiers.

Send for The Complete Bugworks - our catalogue of digital learning aids and price list including special prices for cash customers.



E & L INSTRUMENTS UK
62, Queen Anne St., London W1M 9LA Tel: 01-486 3589

WW-010 FOR FURTHER DETAILS

HERE IS THE NEWS.....

One of the major problems confronting today's electronics designer/enthusiast is the incessant stream of new types of ICs and components. So, where radio is concerned, our new catalogue is a revelation to the circuit user. The new Ambit catalogue contains all that is new and worthwhile, plus feature articles describing applications work, providing ideas and suggestions - and some radio theory basics - like tuned circuits and impedance matching - that cut through the flannel to give you essential practical details to help you with your own design work. We also invite customers/readers to submit their own features for our radio magazine supplement on modern RF circuitry and techniques.

- Featured in our catalogue/magazine supplement: **Catalogue 45p**
- CA3189E** The new RCA FM IF system described in detail, with an 'ultimate hifi' application in our reference series FM IF unit based on linear phase filters
 - ULN2204/ TDA1803** The new AM/FM/Audio combination IC that has revolutionized portable radio design. 2 to 12v voltage range 10-14mA total standby.
 - TDA1062** LF/HF/VHF oscillator, balanced mixer, RF stage and pin diode agc drive - a versatile RF processing device that deserves a much wider audience.
 - HA11219** Impulse noise blanker for mobile and fixed radio/audio. It can even 'clean' noisy signal otherwise inaudible! Destined for a big future.
 - TDA1220** SGS' entry into the AM/FM radio IC battle with a promising approach that separates AM and FM functions into separate blocks
 - CFM2/LFY MA1023** The worlds smallest ceramic ladder and mechanical filters from TOKO Switched 12/24 hour 0.77" LED display alarm clock module with no RF!

The chances are that our catalogue will be the first place many of you will see these new products. Backed with our extensive R&D, we aim to provide a regular summary of new products in the radio and associated fields of electronics - and we invite all submissions for consideration.

In the theory section this issue:
Tuned circuit impedances and matching - tracking and bandwidth - a novel approach to 100kHz to 30MHz continuously tuned radio - and the discriminating metal locator, save your money before you buy one, and see how they're made!

In a world of electronics that constantly expands and diversifies into an increasing number of specialties, we offer you a refuge where we stick to one main theme, and keep you informed to a standard not possible in publications without direct every-day involvement in project research, development and evaluation.

Much of the satisfaction in our new approach to specialized features, is the fact that you will also be able to obtain all the necessary parts for your circuit from us, at prices that are so competitive that we've been number one in coils/filters since we started trading:

TOKO coils and filters:	Radio ICs:	Power regs:	Ferrite rods:
A bigger than ever range of IFs for 455-470kHz, 9.0 11 MHz in 7mm & 10mm square styles. Now including TV video and sound IFs. from 30-33p.	CA3089E 1.94	722CN 0.80*	14x9 5cm 0.30
Coils for Shortwave, coils for VHF, coils for LW/MW with 800,000 in stock!	CA3189E 2.75	NE550B 0.80*	16x9 5 0.36
MFL455 2.4kHz SSB filter 9.95	HA1137W 2.20	TAA550 0.50*	17.5x9.5 0.39
CFM2 miniature mechanical filter 0.65	TBA120 0.75	L200 1.95*	20x9.5 0.51
LFY455 4element ladder filter 1.25	TBA120S 1.00	PLL & misc	mw coil 0.27
CFSE107 ceramic FM IF filter 0.50	uA720 1.40	8038CC 4.50*	LW coil 0.30
BBR3132A 6pole linear phase FM 2.25	TBA851 1.81	NE555V 0.55*	comp/imp 0.20
BBR3125 4pole linear phase FM 1.30	HA1197 1.40	NE566V 2.50*	cpu's 0.05
BLR3107N 19.38kHz stereo filter 1.90	MC1350P 1.20	NE560B 3.50*	fx115 10/0.25
Ratio discriminators for 10.7MHz 0.66	MC1330 1.35	NE561B 3.50*	H balun 0.12
Ratio discriminators for 455-470kHz 1.35	uA753 1.80	NE562B 3.50*	Trimmer Cs
<i>OEMs: We have the most unique stock of RF signal coils/chokes in the world - and offer a full custom part service for 'specials'</i>	MC1496 1.25	NE565K 2.50*	1.5-5pF 0.18
TOKO chokes:	TDA1062 1.95	11C90 14.00*	1.5-10 0.18
Stock values from 1uH to 120mH in three types.	TDA1083 1.95	SP8629 4.20*	2.22 0.19
7B 1 100uH 16p one-off	ULN2204 1.95	TDA1220 1.75	Varicap diodes
8RB 100uH .33mH 19n one-off	TDA1050 3.35	Decoders for MPX	PI/N diodes etc
10RB 4.7 120mH 33p one off	MC1310P 2.20	MC1310P 2.20	BA102 0.30
Also tuneable high value inductors, with over 50% adjustment range from nom values.	CA3090AQ 3.75	CA3090AQ 3.75	BA121 0.32
TOKO tunerheads	HA1196 4.35	HA1196 4.35	IT T210 0.30
EF5600 Renoum varicap Mosfet 12.95	KB4400 2.20	KB4400 2.20	BB105B 0.40
EC3302 premium tet/varicap 7.50	Audio	LM380N 1.00	BB104B 0.45
AT/NT3302 Combined tuner/am gang 8.25	LM381N 1.81	LM381N 1.81	MVAM2 1.40*
Reference series tuner modules for FM	2283 1.00	2283 1.00	MVAm151 0.05
As well as all those previously advertised....	TBA810AS 1.89	TBA810AS 1.89	MVAm125 1.05
EF5803 8B 100G 6 stage varicap tuner with amp, filter/buffered oscillator output	TCA940E 1.00	TCA940E 1.00	BA479 0.35
Spectrum analyzer aligned 19.75	TDA2002 1.75	TDA2002 1.75	BA152 0.21
7130 3x6pole IF filters, 2 AGC MOSFET IF preamps, CA3189E All tuner functions etc, meters etc	TDA2020 2.99	TDA2020 2.99	OA91 0.08
Spectrum analyzer aligned 16.25	Op amps	LM301N 0.39*	Resistors leads
91196B MPX decoder 2w af monitor 16.45	LM301N 0.39*	uA741 0.34*	A new range in our cat/price list.
	CA3130 0.85*	CA3130 0.85*	Meters
	LM3900N 0.68*	LM3900N 0.68*	Min edge with variety of scales
	Power regulators	7805UC 1.55*	30x50 flat face with variety of scales 2.75
	TDA1412 0.95*	TDA1412 0.95*	Amazing value
	7815UC 1.55*	7815UC 1.55*	40x65 face illum series 3.75
	78M20 1.20*	78M20 1.20*	
	78M24 1.20*	78M24 1.20*	

AMBIT INTERNATIONAL

2 Gresham Road, Brentwood, Essex. CM14 4HN

CWO please
PP 25p
VAT extra
+8%
phone (0217)
216029

WW-083 FOR FURTHER DETAILS

WE KNOW OF ONLY ONE OTHER POWER AMPLIFIER MODULE SUPERIOR TO OUR

JPS 100 - The JPS 150

For starters, JPS Power Amplifier Modules are designed, manufactured and tested in England, yet sold throughout the world

Incorporating comprehensive protection circuits including mismatch, short and open circuits, impedance and thermal protection, these Modules will ensure a high standard of both reliability and top performance.

Unlike other models, they offer an indefinite life span! Should they ever require any attention or repair, all components on both Modules are easily replaceable. And, what's more, they both also carry a full two-year guarantee. That's confidence for you!

- Power Output
- Frequency Response
- Power Bandwidth
- Slew Rate
- Total Harmonic Distortion
- Hum and Noise
- Damping Factor
- Input Sensitivity
- Input Impedance
- Power Requirements
- Transistor Complement
- Module Dimensions
- Guarantee

JPS 100 £28.50
110 watts RMS ohms
10-22kHz +0dB
10-22kHz -0.2dB
8.4 Volts per microsecond
0.04% @ 1kHz
115dB below 100 watts
Greater than 300 to 1kHz
0dB (0.775 Volts) 100 watts
47k
- 45 Volts
12 transistors, 1 integrated circuit
4" H x 5" W x 2" D
Full 2 year

JPS 150 £33.30
170 watts RMS 8 ohms
10-30kHz +0dB
10-22kHz -0.2dB
9.00 Volts per microsecond
0.04 @ 1kHz
115dB below 150 watts
Greater than 400 to 1kHz
0dB (0.775 volts) 150 watts
47k
- 55 Volts
12 transistors, 1 integrated circuit
6" H x 5" W x 2" D
Full 2 year



*These parameters may be changed to suit particular requirements.
For industrial usage frequency response can be extended DC to 30kHz +0dB -0.2dB (150 only)

JPS Associates
BELMONT HOUSE STEELE ROAD PARK ROYAL LONDON NW10 7AR
TELEPHONE 01-961 1274 TELEX: TITTS 916226

POWER SUPPLIES
PS1 Powers 1 JPS 60 price £15.50
PS2 powers 1 JPS 100 Powers JPS 100 Powers 1 JPS 150 Price £21.50

All prices are subject to 8% VAT
All module drive cards are based on industry standard Eurocard system (100 x 15 mm)
A 60-watt version is also available with a similar specification. Price £23.30 + VAT

PS3 powers 2 JPS 150 £31.50

WW-030 FOR FURTHER DETAILS

WILMSLOW AUDIO

The firm for Speakers

HI-FI DRIVE UNITS



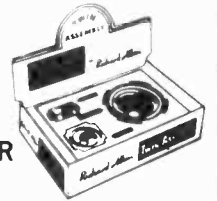
PA GROUP & DISCO UNITS



WILMSLOW AUDIO

KITS FOR MAGAZINE DESIGNS etc.

SPEAKER KITS



Audax HD12.9 D25	£7.50
Audax HD13 D34H	£12.50
Audax HD20 B25H4	£14.65
Audax HD20B25J4	£10.95
Audax HD11 P25EBC	£6.95
Baker Superb	£22.50
Castle 8RS/DD	£11.95
Chartwell CE205 8" bass, matched pairs only	£59.00
Coles 4001	£5.90
Coles 3000	£6.25
Celestion HF1300 II	£7.50
Celestion HF2000	£9.75
Dalesford D20/105 4"	£10.95
Dalesford D30/110 5"	£10.95
Dalesford D50/513 6 1/2"	£11.15
Dalesford D50/200 8"	£11.95
Dalesford D70/250 10"	£24.95
Dalesford D100/310 12"	£34.95
Decca London	£37.25
Decca CO/1000/8	£7.95
Decca DK30	£24.50
E.M.I. type 350 4 ohm	£9.25
E.M.I. 14A/770 14" x 9"	£12.50
E.M.I. 8" x 5" d/c 10 watt	£3.95
Goodmans Akent 100	£8.50
Isophon KK10/B	£8.25
Isophon KK8/8	£7.50
Jordan Watts Module	£17.95
Jordan 50mm Unit	£22.50
Jordan CB Crossover	£22.50
KEF T27	£8.50
KEF T15	£10.75
KEF B110	£10.95
KEF B200	£11.95
KEF B139	£24.95
KEF DN13	£4.95
KEF DN12	£7.25
Lowther PM6	£43.95
Lowther PM6 MKI	£45.90
Lowther PM7	£78.95
Peerless DT10HFC	£9.50
Peerless K010DT	£8.25
Peerless K040MRF	£10.50
Radford BD25 II	£26.95
Radford MD9	£14.50
Radford MD6	£17.95
Radford FN8/FN831	£19.95
Richard Allan CGBT	£8.95
Richard Allan CG12T Super	£19.50
Richard Allan HP8B	£13.50
Richard Allan LP8B	£9.25
Richard Allan HP12B	£21.50
Richard Allan DT20	£6.25
Richard Allan DT30	£6.95
Shackman Electrostatic c/c polar network & x/o	£99.90
Tannoy HPD 295A	£83.00
Tannoy HPD 315A	£93.00
Tannoy HPD 385A	£110.00

Baker Group 25	£13.00
Baker Group 35	£14.50
Baker Group 50/12	£21.00
Baker Group 50/15	£25.75
Celestion G12M	£12.95
Celestion G12H	£16.95
Celestion G15C	£27.95
Celestion G18C	£41.95
Celestion G12/75 (alum. dome)	£22.50
Celestion G12/75 (d/cone)	£24.50
Celestion G12M/50 (cambric edge)	£16.95
Celestion G15/100 (alum dome)	£33.75
Celestion MH1000	£13.50
Celestion Powercell 12"/100	£45.95
Celestion Powercell 15"/100	£48.95
Celestion Powercell 15"/125	£51.95
Fane Pop 33T	£10.95
Fane Pop 50	£12.50
Fane Pop 55	£16.95
Fane Pop 60	£19.95
Fane Pop 70	£21.95
Fane Pop 100	£35.95
Fane J44 horn	£6.50
Fane J104 horn	£13.75
Fane J73 horn	£9.75
Fane Guitar 80L	£19.75
Fane Guitar 80B	£19.95
Fane Disco 80	£21.50
Fane PA80	£19.50
Fane Bass 85	£29.95
Fane Crescendo 12A	£42.95
Fane Crescendo 12B	£44.95
Fane Crescendo 15/100	£54.95
Fane Crescendo 15/125	£64.95
Fane Crescendo 18	£75.95
Fane 920 II Horn	£45.95
Fane HPX1/HPX2	£2.50
Fane PH50	£7.50
Goodmans 8PA	£3.95
Goodmans 10P	£6.95
Goodmans 12P	£16.95
Goodmans 12PD	£18.95
Goodmans 12PG	£18.25
Goodmans 18P	£39.95
Goodmans 50HX	£18.95
Motorola Piezo Horn	£8.50
Richard Allan HD8T	£12.95
Richard Allan HD10T	£13.25
Richard Allan HD12T	£18.75
Richard Allan HD15	£29.95
Richard Allan HD15T	£30.50

Kits include drive units, crossovers, BAF/Long fibre wool, etc for pair of speakers Carriage £3 50

Practical HiFi & Audio PRO9-TL (Rogers)	£118.00
Felt panels for PRO9-TL	£5.50 + £1 50 p&p
Hifi Answers Monitor (Rogers)	£129.00
Hifi News State of the Art (Atkinson)	£161.00
Hifi News No Compromise (Frisby)	£126.00
Hifi for Pleasure Compact Monitor (Colloms)	£106.50 (carriage £5)
Popular Hifi Mini Monitor (Colloms)	£63.00
Practical Hifi & Audio Monitor (Giles)	£119.00
Practical Hifi & Audio Triangle (Giles)	£76.00
Practical Hifi & Audio BSC3 (Rogers)	£60.00
Hifi News Tabor (Jones)	£57.75
Hifi News Tabor (with H4 bass units)	£65.00
Wireless World Bookshelf (Wilkinson)	£56.50
Wireless World T.L./KEF (Bailey)	£112.00
Wireless World T.L./Radford (Bailey)	£154.00

Smart Badges Free with all above kits (to give that professional touch to your DIY Speakers!).

Send 3 x 7p stamps for reprints/construction details of any of above designs

CARRIAGE & INSURANCE	
Tweeters/Crossovers	40p each
Speakers up to 10"	75p each
Speakers 12"	£1.25 each
Speakers 15"	£2.00 each
Speakers 18"	£2.95 each
Speaker Kits	£2.50 pair
Mag design kits	£3.50 pair

Prices per pair Carriage £2 50	
Dalesford System 1	£52.90
Dalesford System 2	£55.75
Dalesford System 3	£101.75
Dalesford System 4	£108.00
Dalesford System 5	£139.00
Dalesford System 6	£93.00

Eagle SK210	£13.90
Eagle SK215	£23.50
Eagle SK320	£33.50
Eagle SK325	£57.00
Eagle SK335	£70.90

Goodmans DIN20	£31.50
Goodmans Mezzo Twinkit	£51.95

Lowther PM6 Kit	£91.75
Lowther PM6 MKI Kit	£96.50

Peerless 1060	£61.50
Peerless 1070	£109.90
Peerless 1120	£123.00
Peerless 2050	£43.95
Peerless 2060	£58.50

Radford Studio 90	£154.00
Radford Monitor 270	£208.00
Radford Studio 270	£275.00
Radford Studio 360	£390.00
Richard Allan Twin	£29.90
Richard Allan Triple 8	£45.50
Richard Allan Triple 12	£55.90
Richard Allan Super Triple	£65.90
Richard Allan RA8	£42.75
Richard Allan RA82	£67.75
Richard Allan RA82L	£73.50

Seas Mini	£21.95
Seas 203	£35.50
Seas 302	£43.90
Seas 303	£73.90
Seas 503	£111.90

Wharfedale Denton 2XP	£26.95
Wharfedale Linton 3XP	£41.95
Wharfedale Glendale 3XP	£56.95

Everything in stock for the speaker constructor! BAF, long fibre wool, foam crossovers, felt panels, components etc. Large selection of grille fabrics (Send 15p in stamps for fabric samples) (Prices correct at 1/1/78)

SWIFT
OF WILMSLOW
The firm for Hi-Fi
5 Swan Street,
Wilmslow, Cheshire.

Send 15p stamp for free 38 page catalogue 'Choosing a Speaker'

Telephone: Speakers, Mail Order and Export:
Wilmslow 29599 Hi-Fi: Wilmslow 26213

Lightning service on telephoned credit card orders!

WILMSLOW AUDIO
The firm for Speakers

Swan Works, Bank Square,
Wilmslow, Cheshire.

EUROTECH

MISCELLANEOUS

Grubb Parsons Type IRG A20 Analvser	£480
6v 25 Amp. Power Supply Units	£25
D.M. Digital Voltmeter. Type 2022S	£240
Electro Scientific Industries Portametric PVB 300	£180
Stanley Lab. Counter Timer SL111	£100

OSCILLOSCOPES

TEKTRONIX

Type 551 with Power Supply	£300
Type 545A with 1A2 Dual Trace Amp	£485
Type 585 with Type 82 Dual Trace	£550
Type 581A with Type 82 Dual Trace	£550
Plug in Modules	
Type CA, G, H, L, K	£80 each
Type 3A75 Amp. 4MHZ	£80
3A8 Operational Amp	£75
3T77 and 3S76 Sampling	£250
82 Dual Trace Amp	£135

FLUKE EQUIPMENT

883 Differential Voltmeter	£1340	540B Thermal Transfer Standard	£1425
895 Differential Voltmeter	£1485	6011 Synthesiser 10HZ-10MHZ	£3045
931B Differential Voltmeter	£1260	6160B 180 MHZ Synthesiser	£4735
8375 D.V.M	£1620	2240Data Logger with Options 05, 06, 07, 08	P.O.A.
1900/01 Battery Operated Counter	£210	2240AData Logger with Options 05, 06, 07, 08	P.O.A.
1920/06 520 MHZ Counter	£604		
1953B 520 MHZ Counter Timer	£585		
1953/10 Counter plus HF Option	£862		
1953/7 and /10 Counter H.F. with prescaler	£937		

Virtually brand new

THE TEST EQUIPMENT BROKERS

EQUIPMENT SOLD, PURCHASED, RENTED, LEASED
ALL PRICES EXCLUDE VAT AND CARRIAGE
TEL. NEWPORT 0633 211243.


EUROTECH

25 CHEPSTOW ROAD
NEWPORT, GWENT, U.K.

WW-024 FOR FURTHER DETAILS

the indispensable

BIRD43



THRULINE® WATTMETER

0.45-2300 MHz / 0.1-10,000 watts

The Standard of the Industry
What more need we say...

Exclusive UK representative


aspen electronics limited

2 KILDARE CLOSE, EASTCOTE, MIDDX. HA4 9UW
TELEPHONE: 01-868 1188 — TELEX 8812727

WW-069 FOR FURTHER DETAILS

FYLDE

TRANSDUCER and RECORDER AMPLIFIERS and SYSTEMS



reliable high performance & practical controls. individually powered modules—mains or dc option single cases and up to 17 modules in standard 19" crates small size—low weight—realistic prices.

FYLDE

Fylde Electronic Laboratories Limited.

49/51 Fylde Road Preston
PR1 2XQ
Telephone 0772 57560

WW-052 FOR FURTHER DETAILS

West Hyde have the greatest range of instrument cases

WH ENCASE




A truly environmental housing

Encase solves your waterproof and dustproof problems and because of its chemical resistance is ideal for the process industries. The polycarbonate is virtually unbreakable. Covers clear PC. Case glass filled PC. Gaskets screws incl gland plates things available.

ENC A	190	130	8.87
ENC B	260	130	11.56
ENC C	380	130	15.40
ENC D	280	280	16.03
ENC E	380	280	20.51
ENC F	460	280	28.51
ENC G	560	390	39.29


WH CHIRI CONNECTORS



A first class connector system, well thought out, efficient, simple, and the cost is very low. Ideal for board connections, plug-in resistors etc. The pins can be used for arranging different divide ratios or as test points.

pk 10			
CHR 400 1	.32	CHR 400 7	1.22
CHR 400 2	.57	CHR 400 9	1.66
CHR 400 3	.65	CHR 401 0	
CHR 400 5	.90	pk 100 pins	£1.04


WH STORAGE SYSTEM



Stackable stove enamelled cabinets in three heights, all equal width and depths with movable shelves. Drawers in medium impact styrene with moulded handles and label slots in six sizes. Loose dividers fit lengthwise and crosswise.

Prices from £6.68 to £17.36

WH FRONT FURNITURE



These drawings show some typical modules actual size, being from top downwards, light emitting diode, dual light emitting diode, test jack, dual test jack, fuse holder, wirewound potentiometer, slide switches, toggle switch and step switch.

Send for catalogue

This is logical miniaturisation.

It all fits together on a 0.1" module, look at the front panel work this saves. Already used as standard by leading component manufacturers like AEG and Siemens, FF front panel furniture parallels behind panel advances. Each unit on a 10/16 mm module fitting into a slot as a standard panel in any combination, means swift exact work. All module pins are on a 2.5 mm grid and each part locates to its neighbour. This is an important advance in front panel assembly.


WH CABLE GLANDS



We have a surprisingly large demand for these cable glands. They are suitable for use with any of our weather proof housings and are used for cables up to 24.5 mm dia. Moulded in black nylon, are particularly good for circular PVC and rubber sheathed cables.

CAGM	.49
CAGN	.49
CAGP	.44
CAGQ	.47
CAGR	.47
CAGS	.54
CAGT	.82
CAGU	1.30


WH CONTIL-ELF



Tough, smart little cases that add very little to the cost of the job. Dough moulded in grey glass polyester with protected aluminium front panel in four sizes with feet and aluminium chassis included. The cases and chassis taper 10 mm from front to back.

	L	B	H	
El Long	153	101	101	3.20
El Grant	228	76	101	3.60
El Jumbo	203	127	138	4.50
El	273	130	134	5.40

WH MOD-4



A quick assembly case in eight parts. A mass produced economy case in intensely shiny black or royal blue leather textured PVC steel with bright white steel panel. Eight pieces inc aluminium chassis assembled with only eight screws.

	L	B	H		L	B	H		
401	178	152	76	4.84	405	279	152	114	6.11
402	178	152	114	5.12	406	279	152	152	6.55
403	178	152	152	5.39	413	165	152	157	5.45
404	279	152	76	5.72	416	305	152	157	6.88

WH WEST HYDE

are now sole agents for

TEKO

A wide range of small and miniature cases in A.B.S. suitable for anything from digital clocks to audio consoles. Low cost with discounts for quantity. **MODULOS** can be used for encapsulation and come with P.C. boards. **NUOVA** have a clear front panel. The very popular **DESKO** & **TEKO** are very widely used in both production and amateur use. **ALBA** are cases with grills top and bottom, for speakers or ventilation.

TEKO MODULOS

Lgth mm	Wth mm	Hgt mm	Specify colour	G	Grey			
			R	Red	V	Sea Green		
			1	off	10	50		
20	20	20	TEK L20 X	Pk 4	0.93	0.79	0.70	
30	20	20	TEK L30 X	Pk 4	0.93	0.79	0.70	
40	20	20	TEK L40 X	Pk 4	1.06	0.89	0.79	
50	20	20	TEK L50 X	Pk 4	1.06	0.89	0.79	
19	12.5	17.5	TEK S19 X	Pk 4	0.93	0.79	0.70	
27	12.5	17.5	TEK S27 X	Pk 4	0.93	0.79	0.70	
38	12.5	17.5	TEK S38 X	Pk 4	1.06	0.89	0.79	
51	12.5	17.5	TEK S51 X	Pk 4	1.06	0.89	0.79	
			Asst of 8 pieces	TEK SLB X	Pk 8	1.87	1.59	1.40

NUOVA

Specify Colour	G	Grey		
	L	Lobster Red	White	
	1	off	10	50
TEK D13 X	1.91	1.82	1.43	
TEK D14 X	2.71	2.30	2.03	

TEKO ALBA

Specify colour	G	Grey		
	L	Lobster Red		
	1	off	10	50
TEK A11 X	3.15	2.68	2.36	
TEK A12 X	3.40	2.89	2.55	
TEK A22 X	3.80	3.06	2.70	
TEK A23 X	3.85	3.27	2.89	
TEK A33 X	4.10	3.48	3.07	

DESKO

A	B	C	D	E	W	H	Weight	TEKO	1	off	10	50
161	95	45	60	40	15	150	150	TEK 362	1.65	1.40	1.24	
215	130	65	75	45	15	300	300	TEK 363	2.48	2.11	1.86	
311	165	65	90	50	15	500	500	TEK 364	5.21	4.43	3.91	

TEKO

Dimensions	Panel	TEKO				
	Al	Plastic	1	off	10	50
80x50x30	TEK P1A	TEK P1P	0.68	0.58	0.51	
105x65x40	TEK P2A	TEK P2P	1.01	0.86	0.76	
155x90x50	TEK P3A	TEK P3P	1.49	1.27	1.12	
210x125x70	TEK P4A	TEK P4P	2.48	2.11	1.86	

MINIMUM ORDER £2.00

TRADE ENQUIRIES INVITED

NOTE NEW ADDRESS All West Hyde cases are available with substantial discounts for quantities. Most cases have discounts at 5, 10 and 25 off with discounts up to 25% at 100 off. Prices include P & P and are less 10% if collected on first two price breaks on cases only. Send for catalogue. Prices correct at press date.

WEST HYDE DEVELOPMENTS LIMITED, Unit 9, Park Street Industrial Estate, AYLESBURY, BUCKS. HP20 1ET. Phone: Aylesbury (0296) 20341. Telex: 83570

WW-082 FOR FURTHER DETAILS


NEW

from



3 & 3½ DIGIT LCD DMMS

Non Linear Systems, the originators of the DVM in 1952, introduce two low cost LCD DMMS to their existing range of LED multimeters.



from £74 + VAT

- ★ Overload Indication
- ★ Autopolarity
- ★ Fully Protected on Ohms & Current Range
- ★ Optional Rechargeable Cells & Adapter
- ★ 12 Months' Warranty

SPECIFICATIONS

MODE	RANGE	ACCURACY (M-300)	ACCURACY (M-350)	RESOLUTION	INPUT RESISTANCE	TEST CURRENT
VOLTS DC*	1	±1% Reading†	±0.5% Reading†	1 mV	10 MΩ	
	10			10 mV		
	100			100 mV		
	1000			1 V		
VOLTS AC*	1	±1% Reading†	±0.75% Reading†	1 mV	10 MΩ, 20 pF	
	10	±1% Reading†	±0.75% Reading†	10 mV		
	100	±1% Reading†	±0.75% Reading†	100 mV		
	1000	±1% Reading†	±0.75% Reading†	1 V		
KΩ OHMS**	1	±1% Reading†	±0.5% Reading†	1 Ω		1 mA
	10			10 Ω		100 μA
	100			100 Ω		10 μA
	1000			1 kΩ		1 μA
CURRENT	1 mA	±2% Reading†	±2% Reading†	1 μA		1 kΩ
	10 mA			10 μA		100 Ω
	100 mA			100 μA		10 Ω
	1 A			1 mA		1 Ω

Stockists:
 AUDIO ELECTRONICS, 301 Edgware Road 01-724 3564
 MARSHALLS, 40 Cricklewood Broadway 01-452 0161
 MARSHALLS, 325 Edgware Road 01-723 4242
 MARSHALLS, 85 West Regent Street, Glasgow 041-332 4133
 MARSHALLS, 1 Straits Parade, Bristol 0272 654201
 FENWICK ELECTRONICS, Maxwell Road, Glasgow 041-429 7155
 HAVANT INSTRUMENTS, 20 Portsmouth Road, Horndean 596020
 SEMICONDUCTOR SUPPLIES, Church Lane, Wallington 01-647 1006

or direct from UK distributors
 Send Company Order or CWO
 LM300 **£80.50** inc. VAT P&P
 LM350 **£94.50** inc. VAT P&P

(Optional rechargeable cells and adaptor **£8.64** inc.)

Send Company Order, CWO, ACCESS or BARCLAYCARD No.



139 High Street, Edenbridge, Kent O732 865191
 Telex 95415
 Trade enquiries invited

WW—097 FOR FURTHER DETAILS

click

Light on the scene.

Local lighting just where you want it with Click's elegant, adjustable Spotlight or snake-arm Reading Lamp.

Tidy wires.

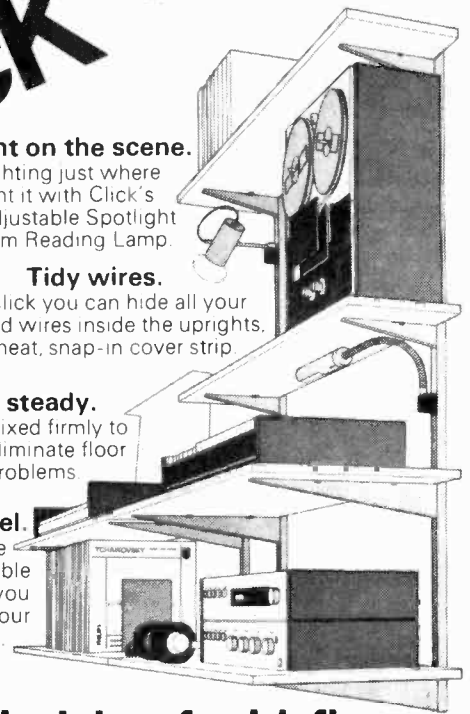
With Click you can hide all your leads and wires inside the uprights, with a neat, snap-in cover strip.

Keeping it steady.

With shelves fixed firmly to the wall, you eliminate floor vibration problems.

Finding a level.

Click brackets are infinitely adjustable for height so you can always get your shelves level!



Shelving for hi-fi. We've solved the problems.

FREE Post this ad with your name and address for a 10-page leaflet to **Click Shelving Ltd.**
 Lowmoor Rd, Kirkby in Ashfield, Notts, NG17 7LH



Audio Connectors

Broadcast pattern jackfields, jackcords, plugs and jacks.

Quick disconnect microphone connectors
 Amphenol (Tuchel) miniature connectors with coupling nut.

Hirschmann Banana plugs and test probes, XLR compatible in-line attenuators and reversers.

Low cost slider faders by Ruf.

Future Film Developments Ltd.
 36-38 Lexington Street
 London W1R 3HR
 01-437 1892/3

WW—026 FOR FURTHER DETAILS

CONNECTORS

CANNON PAINTON
 BELLING LEE PLESSEY
 GREENPAR AMPHENOL

1,000s in stock from:


Servo and Electronic Sales

SERVO AND ELECTRONIC SALES LTD.
 24 HIGH STREET, LYDD, KENT TN29 9AJ
 TELEPHONE LYDD (0679) 20252 TELEX 965265 AB SERVO G

At the IEA-Electrex Show competition in March there were 383 connectors in the container and prizes were won by Mr. Wagstaff of Birmingham, Mr. Sanderson of Gotham, Notts, and Mr. Johnson of Stockport, Cheshire.

WW—036 FOR FURTHER DETAILS

THE DYNAMIC DUO



The C15/15 is a unique Power Amplifier providing Stereo 15 watts per channel or 30 watts Mono and can be used with any car radio/tape unit. It is simply wired in series with the existing speaker leads and in conjunction with our speakers S15 produces a system of incredible performance

A novel feature is that the amplifier is automatically switched on or off by sensing the power line of the radio/tape unit hence alleviating the need for an on/off switch.

The amplifier is sealed into an integral heatsink and is terminated by screw connectors making installation a very easy process

The S15 has been specially designed for car use and produces performance equal to domestic speakers yet retaining high power handling and compact size.

C15/15
 15 Watts per channel into 4Ω
 Distortion 0.2% at 1KHz at 15 watts
 Frequency response 50Hz - 30KHz
 Input Impedance 8Ω nominal
 Input sensitivity 2 volts R.M.S. for 15 watts output
 Power line 10 - 18 volts
 Open and Short circuit protection
 Thermal protection
 Size 4 x 4 x 1 inches

Data on S15
 6" Diameter
 5¼" Air Suspension
 2" Active Tweeter
 20oz Ceramic magnet
 15 Watts R.M.S. handling
 50 HZ - 15KHz frequency response
 4Ω Impedance

C15/15 Price £17.74 + £2.21 VAT P & P free

S15 Price per pair £17.74 + £2.21 VAT P & P free

TWO YEARS GUARANTEE ON ALL OF OUR PRODUCTS

I.L.P. Electronics Ltd
Crossland House
Nackington, Canterbury
Kent CT4 7AD
Tel (0227) 63218

Please Supply _____
 Total Purchase Price _____
 I Enclose Cheque Postal Orders Money Order
 Please debit my Access account Barclaycard account
 Account number _____
 Name & Address _____
 Signature _____


NEW!

Test Equipment

Here's a brand new multimeter from Eagle: 100,000 opv, 3-colour scale anti-parallax mirror, taut band movement, electronic protection, reversible polarity, 15 amps AC range. Complete with real leather carrying case, shoulder strap and probes.

And all that for a retail list price of under £47.00!

But that's not all - we've got a range of other meters to cover every possible need of the electrical or electronic engineer from about £6.50 upwards. Send the coupon now for the complete catalogue.



Please send me your catalogue with full details of all your test equipment.

Name _____
Address _____


Eagle International, Precision Centre, Heather Park Drive, Wembley HA0 1SU Middlesex Tel: (01)-902 8832



WW-025 FOR FURTHER DETAILS

MARKING PENS

with fluorescent colour inks



A range of marking pens is available in ten colours for permanent and removable markings. The inks are highly fluorescent, electrically non-conductive and can be used for marking metal, plastic, fabric or through an oily film.

STANDARD PNEUMATIC MOTOR CO.
20 High Street, Yatton, Bristol BS19 4JA
England


Tel. 0934 834209
Tel. 449460

£3.59 inc.
P.&P. + VAT

WW-068 FOR FURTHER DETAILS

Four-Channel Mixer

- ★ Ideal for location recording
- ★ Suitable for a stereo pair and two panable spot microphones
- ★ Four transformer coupled inputs
- ★ Robust casing, only 6" x 6" x 14"



Send now for details of this and other items in the Soundex range

SOUNDEX LTD.

91 Farmer Road, Leyton E10 5DJ. Tel: 01-558 4203

WW-019 FOR FURTHER DETAILS

All prices include V.A.T. Carriage & packing add 25p (U.K.)
Add extra for overseas. Cash with order only. Discounts over
£5 less 5%, over £10 less 10%, over £25 less 15%, over £50
less 20%.

<p>BEAD TANTALUM</p> <p>1 22 33 47 68 1µ F 35V all values 11p 2 23 34 7 6 8µ F 35V all values 12p 10µ F 25V 22µ F 16V both values 13p 33µ F 10V 14p 47µ F 6 3V 68 & 100µ F 3V all values 15p 100µ F 10V 48p</p> <p>CARBON FILM RESISTORS</p> <p>1/4 watt 1/10 - 10MΩ - E12 Series 1p each. 9p for 10 of any one value. 75p for 100 of any one value</p> <p>I.C. SOCKETS LEDs</p> <p>8 pin 11p 0 125" 0 2" 9p 14 pin 12p Red 9p 9p 16 pin 13p Green 20p 20p 24 pin 48p Yellow 20p 20p 28 pin 60p LED clip 4p 4p</p> <p>400mW ZENER DIODES</p> <p>2.7V 33V 40p 8p each Any 50p 80p for 10 Mix 50p £3.50 for 50 7 Amp 400V 65p £6.25 for 100 16 Amp 100V 75p</p>	<p>ELECTROLYTICS</p> <p>1µ F 16v 25v 40v 63v</p> <p>1 4 1/2p 5p 5 1/2p 6p 1.5 4 1/2p 5p 5 1/2p 6p 2.2 4 1/2p 5p 5 1/2p 6p 3.3 4 1/2p 5p 5 1/2p 6p 4.7 5p 5 1/2p 6p 7p 6.8 5p 5 1/2p 6p 7p 10 5p 6p 7p 9p 22 6p 7p 9p 13p 33 7p 8 1/2p 10p 15p 47 8p 10p 12p 19p 100 10p 13p 18p 26p 150 11p 15p 20p 29p 220 12p 16p 22p 32p 330 14p 18p 26p 36p 470 16p 20p 29p 40p 680 18p 24p 35p 48p 1000 20p 29p 41p 2200 24p 38p 60p 4700 39p 52p 85p</p> <p>POLYESTER 100V Radial load</p> <p>001 0012 0015 0018 0022 0027 0033 0039 0047 0056 0068 0082 01 045 012 015 018 022 05 027 033 039 047 055 056 068 07 082 1 12 15 075 18 22 27 09 33 10 39 11 47 12</p>
--	---

ASTRA-PAK

92 GODSTONE ROAD
WHYTELEAF SURREY CR3 0EB

<p>7400 Series</p> <p>7400 14p 7401 14p 7402 14p 7403 14p 7404 14p 7405 14p 7406 32p 7407 32p 7408 16p 7409 16p 7410 15p 7411 20p 7412 21p 7413 28p 7414 60p 7415 30p 7416 30p 7417 30p 7420 15p 7421 35p 7422 30p 7425 20p 7426 25p 7427 25p 7428 35p</p>	<p>7430 15p 7432 25p 7433 34p 7437 25p 7438 25p 7440 15p 7441 64p 7442 60p 7444 £1.10 7445 78p 7446 83p 7447A 74p 7448 68p 7450 15p 7451 15p 7453 15p 7454 15p 7460 15p 7470 30p 7472 25p 7473 30p 7474 30p 7475 30p 7476 30p 7480 50p 7481 98p</p>	<p>7483 83p 7484 £1 7485 98p 7486 30p 7489 £2.45 7491 70p 7492 44p 7493 40p 7494 87p 7495 60p 7496 69p 7498 94p 74107 30p 74109 50p 74121 25p 74123 60p 74125 50p 74126 30p 74127 75p 74128 68p 74180 99p 74145 72p 74147 £1.40 74148 £1.58 74150 £1.58</p>	<p>74151 64p 74153 64p 74154 £1.17 74155 68p 74156 68p 74157 68p 74159 £2 74160 85p 74161 88p 74162 88p 74163 88p 74164 £1 74165 £1 74166 £1.23 74170 50p 74171 £1.95 74173 £1.45 74174 50p 74175 74p 74176 99p 74177 99p 74179 £1.38 74180 99p 74181 £1.95 74184 £1.45 74185A £1.45 74190 £1.38</p>	<p>4025 19p 4026 £1.65 4027 60p 4028 86p 4029 £1.16 4030 55p 4031 £2.34 4033 £1.50 4034 £2 4035 £1.28 4036 £2.40 4037 99p 4038 £1 4040 £1 4041 86p 4042 80p 4043 95p 4044 99p 4046 £1.32 4047 96p 4048 63p 4049 55p 4050 50p 4052 92p 4053 95p 4054 52p 4056 £1.10 4057 £1.05 4058 50p 4059 24p 4060 300 4061 38p 4062 95p 4063 25p</p>	<p>4072 23p 4075 23p 4081 19p 4093 80p 4501 20p 4502 95p 4507 60p 4508 £2.84 4511 £1.50 4518 £1.13 4520 £1.26 4527 £1.60 4528 £1.05 4536 £3.85 4555 85p 4558 85p 4583 80p</p> <p>OP AMPS</p> <p>301A-8 35p 709-14 46p 741-8 25p 741-14 20p 741-1099 40p 747-14 78p 3900 50p</p> <p>VOLTAGE REGS</p> <p>300 £1.25 309K-T03 £1.30 723-14 46p</p>	<p>7605 10220 £1.30 7812 10220 £1.30 7815 10220 £1.30 7905 10220 £1.95 7912 10220 £1.95 7915 10220 £1.95</p> <p>LINEAR</p> <p>TAA5508 35p TAA661B £1.40 TBA1205 68p TBA641A £1.88 TBA800 90p TBA810S £1.16 TCA2705Q £2.21</p> <p>10A2020 £3.56 380-14 £1 555-8 36p 556-14 80p 710-14 32p 711-14 32p 1310-14 £1.78 2501B £2.20 3045-14 45p</p> <p>All Prices include V.A.T.</p>
---	---	---	--	---	--	---

WW 091 FOR FURTHER DETAILS

LANGREX SUPPLIES LTD

Climax House, Fallsbrook Rd., Streattham, London SW16 6ED

RST

Tel: 01-677 2424 Telex: 946708

RST

SEMICONDUCTORS

AA119	0.20	AA330	0.13	AA190	0.13	AA132	0.15	AA231	0.25	AA215	0.31	AA217	0.25	AA220	0.75	AA107	0.75	AC125	0.30	AC126	0.25	AC127	0.25	AC128	0.25	AC141	0.20	AC141K	0.55	AC142	0.20	AC142K	0.30	AC176	0.25	AC187	0.25	AC188	0.25	AC197	0.65	ACV18	0.85	ACV19	0.85	ACV20	0.85	ACV21	0.85	ACV39	1.25	AD149	0.70	AD161	0.75	AD162	0.75	AF106	0.45	AF114	0.25	AF115	0.25	AF116	0.25	AF117	0.25	AF139	0.40	AF186	1.50	AF239	0.45	AF211	2.75	AF212	2.75	ASV26	0.50	ASV27	0.50																																																																																																																														
AS175	1.25	AS176	1.25	AS177	1.25	AS220	0.75	AS221	1.50	AU113	1.70*	AU170	1.70*	BA145	0.15*	BA154	0.10	BA155	0.12	BA156	0.13	BAW62	0.05	BAX16	0.07	BA154	0.10	BA155	0.12	BA156	0.13	BAW62	0.05	BAX16	0.07	BC017	0.12	BC108	0.12	BC109	0.13	BC113	0.15	BC114	0.18*	BC115	0.19*	BC116	0.19*	BC117	0.22*	BC118	0.22*	BC125	0.18*	BC129	0.25*	BC136	0.16*	BC137	0.19*	BC148	0.10*	BC149	0.10*	BC157	0.12*	BC158	0.11*	BC159	0.13*	BC167	0.13*	BC170	0.14*	BC171	0.16*	BC172	0.15*	BC173	0.15*																																																																																																																														
BC177	0.19	BC178	0.18	BC179	0.20	BC182	0.11*	BC183	0.11*	BC184	0.12*	BC212	0.14*	BC213	0.14*	BC214	0.17*	BC237	0.17*	BD110	0.75	BD138	0.40*	BD139	0.40*	BD140	0.47*	BD144	2.00	BD181	1.38	BD182	1.48	BD238	0.85	BDX10	0.75	BDX32	2.25	BDY20	1.42	BDY60	0.75	BF115	0.39	BF152	0.25	BF153	0.25	BF154	0.25	BF159	0.35	BF160	0.30	BF167	0.39	BF173	0.39	BF177	0.38	BF178	0.48	BF179	0.48	BF180	0.45	BF181	0.45	BF182	0.45	BF183	0.45	BF184	0.39	BF185	0.37	BF186	0.37	BF187	0.37	BF188	0.37	BF189	0.37	BF190	0.37	BF191	0.37	BF192	0.37	BF193	0.37	BF194	0.37	BF195	0.37	BF196	0.37	BF197	0.37	BF198	0.37	BF199	0.37	BF200	0.37	BF201	0.37	BF202	0.37	BF203	0.37	BF204	0.37	BF205	0.37	BF206	0.37	BF207	0.37	BF208	0.37	BF209	0.37	BF210	0.37	BF211	0.37	BF212	0.37	BF213	0.37	BF214	0.37	BF215	0.37	BF216	0.37	BF217	0.37	BF218	0.37	BF219	0.37	BF220	0.37	BF221	0.37	BF222	0.37	BF223	0.37	BF224	0.37	BF225	0.37	BF226	0.37	BF227	0.37	BF228	0.37	BF229	0.37	BF230	0.37	BF231	0.37	BF232	0.37	BF233	0.37	BF234	0.37	BF235	0.37	BF236	0.37	BF237	0.37	BF238	0.37	BF239	0.37	BF240	0.37	BF241	0.37	BF242	0.37	BF243	0.37	BF244	0.37	BF245	0.37	BF246	0.37	BF247	0.37	BF248	0.37	BF249	0.37	BF250	0.37
BF336	0.36*	BF337	0.50*	BF338	0.50*	BF339	0.55*	BF340	0.55*	BF341	0.55*	BF342	0.55*	BF343	0.55*	BF344	0.55*	BF345	0.55*	BF346	0.55*	BF347	0.55*	BF348	0.55*	BF349	0.55*	BF350	0.55*	BF351	0.55*	BF352	0.55*	BF353	0.55*	BF354	0.55*	BF355	0.55*	BF356	0.55*	BF357	0.55*	BF358	0.55*	BF359	0.55*	BF360	0.55*	BF361	0.55*	BF362	0.55*	BF363	0.55*	BF364	0.55*	BF365	0.55*	BF366	0.55*	BF367	0.55*	BF368	0.55*	BF369	0.55*	BF370	0.55*	BF371	0.55*	BF372	0.55*	BF373	0.55*	BF374	0.55*	BF375	0.55*	BF376	0.55*	BF377	0.55*	BF378	0.55*	BF379	0.55*	BF380	0.55*	BF381	0.55*	BF382	0.55*	BF383	0.55*	BF384	0.55*	BF385	0.55*	BF386	0.55*	BF387	0.55*	BF388	0.55*	BF389	0.55*	BF390	0.55*	BF391	0.55*	BF392	0.55*	BF393	0.55*	BF394	0.55*	BF395	0.55*	BF396	0.55*	BF397	0.55*	BF398	0.55*	BF399	0.55*	BF400	0.55*																																																																														
BJM1	0.75	GM10378A	1.50	K150A	0.40*	K3100A	0.50*	M3E340	0.58	M3E370	0.65	M3E371	0.81	M3E372	0.85	M3E373	0.85	M3E374	0.85	M3E375	0.85	M3E376	0.85	M3E377	0.85	M3E378	0.85	M3E379	0.85	M3E380	0.85	M3E381	0.85	M3E382	0.85	M3E383	0.85	M3E384	0.85	M3E385	0.85	M3E386	0.85	M3E387	0.85	M3E388	0.85	M3E389	0.85	M3E390	0.85	M3E391	0.85	M3E392	0.85	M3E393	0.85	M3E394	0.85	M3E395	0.85	M3E396	0.85	M3E397	0.85	M3E398	0.85	M3E399	0.85	M3E400	0.85	M3E401	0.85	M3E402	0.85	M3E403	0.85	M3E404	0.85	M3E405	0.85	M3E406	0.85	M3E407	0.85	M3E408	0.85	M3E409	0.85	M3E410	0.85	M3E411	0.85	M3E412	0.85	M3E413	0.85	M3E414	0.85	M3E415	0.85	M3E416	0.85	M3E417	0.85	M3E418	0.85	M3E419	0.85	M3E420	0.85																																																																																																
OA2207	0.65	OC206	1.75	OC207	1.25	OC208	1.25	OC209	1.25	OC210	1.25	OC211	1.25	OC212	1.25	OC213	1.25	OC214	1.25	OC215	1.25	OC216	1.25	OC217	1.25	OC218	1.25	OC219	1.25	OC220	1.25	OC221	1.25	OC222	1.25	OC223	1.25	OC224	1.25	OC225	1.25	OC226	1.25	OC227	1.25	OC228	1.25	OC229	1.25	OC230	1.25	OC231	1.25	OC232	1.25	OC233	1.25	OC234	1.25	OC235	1.25	OC236	1.25	OC237	1.25	OC238	1.25	OC239	1.25	OC240	1.25	OC241	1.25	OC242	1.25	OC243	1.25	OC244	1.25	OC245	1.25	OC246	1.25	OC247	1.25	OC248	1.25	OC249	1.25	OC250	1.25	OC251	1.25	OC252	1.25	OC253	1.25	OC254	1.25	OC255	1.25	OC256	1.25	OC257	1.25	OC258	1.25	OC259	1.25	OC260	1.25	OC261	1.25	OC262	1.25	OC263	1.25	OC264	1.25	OC265	1.25	OC266	1.25	OC267	1.25	OC268	1.25	OC269	1.25	OC270	1.25	OC271	1.25	OC272	1.25	OC273	1.25	OC274	1.25	OC275	1.25	OC276	1.25	OC277	1.25	OC278	1.25	OC279	1.25	OC280	1.25	OC281	1.25	OC282	1.25	OC283	1.25	OC284	1.25	OC285	1.25	OC286	1.25	OC287	1.25	OC288	1.25	OC289	1.25	OC290	1.25	OC291	1.25	OC292	1.25	OC293	1.25	OC294	1.25	OC295	1.25	OC296	1.25	OC297	1.25	OC298	1.25	OC299	1.25	OC300	1.25																
OC205	1.75	OC206	1.75	OC207	1.25	OC208	1.25	OC209	1.25	OC210	1.25	OC211	1.25	OC212	1.25	OC213	1.25	OC214	1.25	OC215	1.25	OC216	1.25	OC217	1.25	OC218	1.25	OC219	1.25	OC220	1.25	OC221	1.25	OC222	1.25	OC223	1.25	OC224	1.25	OC225	1.25	OC226	1.25	OC227	1.25	OC228	1.25	OC229	1.25	OC230	1.25	OC231	1.25	OC232	1.25	OC233	1.25	OC234	1.25	OC235	1.25	OC236	1.25	OC237	1.25	OC238	1.25	OC239	1.25	OC240	1.25	OC241	1.25	OC242	1.25	OC243	1.25	OC244	1.25	OC245	1.25	OC246	1.25	OC247	1.25	OC248	1.25	OC249	1.25	OC250	1.25	OC251	1.25	OC252	1.25	OC253	1.25	OC254	1.25	OC255	1.25	OC256	1.25	OC257	1.25	OC258	1.25	OC259	1.25	OC260	1.25	OC261	1.25	OC262	1.25	OC263	1.25	OC264	1.25	OC265	1.25	OC266	1.25	OC267	1.25	OC268	1.25	OC269	1.25	OC270	1.25	OC271	1.25	OC272	1.25	OC273	1.25	OC274	1.25	OC275	1.25	OC276	1.25	OC277	1.25	OC278	1.25	OC279	1.25	OC280	1.25	OC281	1.25	OC282	1.25	OC283	1.25	OC284	1.25	OC285	1.25	OC286	1.25	OC287	1.25	OC288	1.25	OC289	1.25	OC290	1.25	OC291	1.25	OC292	1.25	OC293	1.25	OC294	1.25	OC295	1.25	OC296	1.25	OC297	1.25	OC298	1.25	OC299	1.25	OC300	1.25																
OC205	1.75	OC206	1.75	OC207	1.25	OC208	1.25	OC209	1.25	OC210	1.25	OC211	1.25	OC212	1.25	OC213	1.25	OC214	1.25	OC215	1.25	OC216	1.25	OC217	1.25	OC218	1.25	OC219	1.25	OC220	1.25	OC221	1.25	OC222	1.25	OC223	1.25	OC224	1.25	OC225	1.25	OC226	1.25	OC227	1.25	OC228	1.25	OC229	1.25	OC230	1.25	OC231	1.25	OC232	1.25	OC233	1.25	OC234	1.25	OC235	1.25	OC236	1.25	OC237	1.25	OC238	1.25	OC239	1.25	OC240	1.25	OC241	1.25	OC242	1.25	OC243	1.25	OC244	1.25	OC245	1.25	OC246	1.25	OC247	1.25	OC248	1.25	OC249	1.25	OC250	1.25	OC251	1.25	OC252	1.25	OC253	1.25	OC254	1.25	OC255	1.25	OC256	1.25	OC257	1.25	OC258	1.25	OC259	1.25	OC260	1.25	OC261	1.25	OC262	1.25	OC263	1.25	OC264	1.25	OC265	1.25	OC266	1.25	OC267	1.25	OC268	1.25	OC269	1.25	OC270	1.25	OC271	1.25	OC272	1.25	OC273	1.25	OC274	1.25	OC275	1.25	OC276	1.25	OC277	1.25	OC278	1.25	OC279	1.25	OC280	1.25	OC281	1.25	OC282	1.25	OC283	1.25	OC284	1.25	OC285	1.25	OC286	1.25	OC287	1.25	OC288	1.25	OC289	1.25	OC290	1.25	OC291	1.25	OC292	1.25	OC293	1.25	OC294	1.25	OC295	1.25	OC296	1.25	OC297	1.25	OC298	1.25	OC299	1.25	OC300	1.25																
OC205	1.75	OC206	1.75	OC207	1.25	OC208	1.25	OC209	1.25	OC210	1.25	OC211	1.25	OC212	1.25	OC213	1.25	OC214	1.25	OC215	1.25	OC216	1.25	OC217	1.25	OC218	1.25	OC219	1.25	OC220	1.25	OC221	1.25	OC222	1.25	OC223	1.25	OC224	1.25	OC225	1.25	OC226	1.25	OC227	1.25	OC228	1.25	OC229	1.25	OC230	1.25	OC231	1.25	OC232	1.25	OC233	1.25	OC234	1.25	OC235	1.25	OC236	1.25	OC237	1.25	OC238	1.25	OC239	1.25	OC240	1.25	OC241	1.25	OC242	1.25	OC243	1.25	OC244	1.25	OC245	1.25	OC246	1.25	OC247	1.25	OC248	1.25	OC249	1.25	OC250	1.25	OC251	1.25	OC252	1.25	OC253	1.25	OC254	1.25	OC255	1.25	OC256	1.25	OC257	1.25	OC258	1.25	OC259	1.25	OC260	1.25	OC261	1.25	OC262	1.25	OC263	1.25	OC264	1.25	OC265	1.25	OC266	1.25	OC267	1.25	OC268	1.25	OC269	1.25	OC270	1.25	OC271																																																																											

Mainline – the range the stocks and the prices, guaranteed to make the enthusiast even more enthusiastic!

Semiconductors, resistors, capacitors, valves, potentiometers – a tremendous range from Mainline, a division of one of the largest industrial electronic component distribution groups in the business.

The enormous resources, buying power and organisation guarantees fast reliable service and top quality components at the right price. Send a stamped addressed envelope for your FREE stock list, now.

'Century-Pacs'

– Packs of 100 devices
– the really economical way to buy.

Carbon Resistors

(mixed values OHMS to MEGOHMS)

PAC	R10	Qty	100	5%	½ watt	£1.13
	R15	300	5%	½ watt	£3.04	
	R20	100	10%	½ watt	£0.79	
	R25	300	10%	½ watt	£2.03	
	R30	100	5%	1 watt	£2.36	
	R35	300	5%	1 watt	£6.24	
	R40	100	10%	1 watt	£1.13	
	R45	300	10%	1 watt	£3.04	
	R50	100	5%	¼ watt	£2.08	
	R55	300	5%	¼ watt	£5.40	
	R60	100	10%	¼ watt	£1.13	
	R65	300	10%	¼ watt	£3.04	

Capacitors

PAC	C10	100	10pf	upwards	£2.70
	C20	200	1mfd	upwards	£7.88


The Mainline 70 Transistor Amplifier Kit.

(70 Watts into 8 ohms)

The Mainline 70 is a fully transistorised amplifier, in Kit form, for the Home Enthusiast who likes to make his own equipment. It is supplied with printed circuit board, heat sink and component parts ready for assembly. Simple circuit details are given for a suggested suitable AC Power Supply or it can be used with an existing unit giving the required output. There are many applications for the Mainline 70 including Hi-Fi, Disco, Public Address, Guitar Amplifier, etc.

Specification

Input sensitivity 700mV.
Output Power 70 Watts into 8 ohm load at 1 KHz.
Distortion generally ≤ 0.05%
(up to 70W ≤ 0.15%)
Supply Voltage required ± 42 volts up to 2.5A D.C.
Kit price £17 each including VAT.
Postage free.



Special Offers

Semiconductors

AA139	£0.11 each
AC187P	£0.23 each
ACY39	£1.40 each
AF239	£0.65 each
BC147A	£0.11 each
BC158A	£0.17 each
BC158B	£0.19 each
BC177	£0.21 each
BC182A	£0.11 each
BC183L	£0.11 each
BC212A	£0.11 each
BC212L	£0.11 each
BC237A	£0.11 each
BC238A	£0.11 each
BC307A	£0.11 each
BC307 VI	£0.16 each
BC317	£0.11 each
BF194A	£0.17 each
BF195	£0.17 each
BYX38	£0.35 each
T1C44	£0.39 each
1N914	£0.08 each
2N708	£0.16 each
2N2219A	£0.30 each
2N2926	£0.11 each
2N3054	£0.56 each
2N3416	£0.32 each
2N3702	£0.15 each
2N3706	£0.11 each
2N3707	£0.09 each
2N3711	£0.17 each
2N4058	£0.12 each
2N4061	£0.12 each
2N4062	£0.14 each

From our standard list.

BC107	£0.21 each
BC108	£0.19 each
BFY51	£0.43 each
BC109	£0.23 each
2N1613	£0.62 each
2N914	£0.33 each
2N708	£0.25 each
2N2905	£0.38 each
2N2219	£0.55 each
2N3819	£0.98 each

Send a S.A.E. for our
comprehensive
semiconductor list.

Mainline

Mainline

380 Bath Road, Slough, Berks.
Tel: 06286 (Burnham) 63616

All prices include VAT.

Manufacturers and trade enquiries
invited for larger quantities.

TO: MAINLINE, 380 BATH ROAD, SLOUGH, BERKS.
Tel: 06286 (Burnham) 63616

WW 5/78

Please send me your latest
FREE product list. (SAE enclosed.)

I enclose cheque/P.O. £ _____


Please send me the following devices

..... Name


..... Address

..... Tel.

SOME PEOPLE DO IT THE EASY WAY!



Well, young man, how do we know these diodes are the most suitable?
That's easy, sir, I selected them from 11,000 others.



Impossible! How?
Simple, sir, I spent 6 mins. using the Electronics Components Databank at a cost of \$8.



So what else have you done today?
(For information on the easy way, contact us at the address below)

European Space Agency Agence Spatiale Européenne ESRIN Via Galileo Galilei 00044 FRASCATI Italy

Tel 9422401 - Telex 61637 ESRINROM

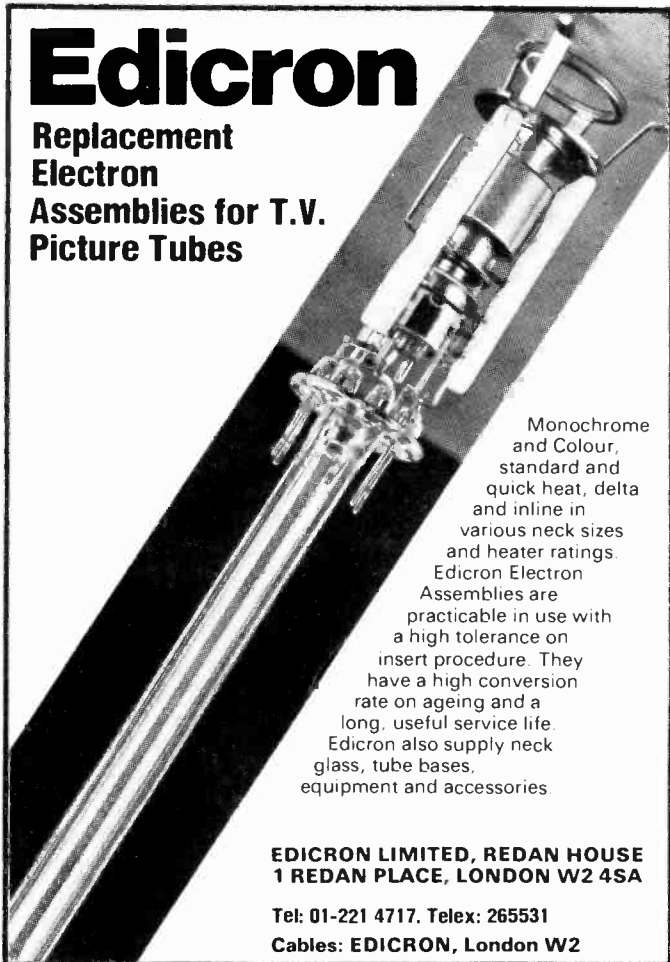
The Electronic Components **DATABANK**



WW-118 FOR FURTHER DETAILS

Edicron

**Replacement
Electron
Assemblies for T.V.
Picture Tubes**



Monochrome and Colour, standard and quick heat, delta and inline in various neck sizes and heater ratings.

Edicron Electron Assemblies are practicable in use with a high tolerance on insert procedure. They have a high conversion rate on ageing and a long, useful service life. Edicron also supply neck glass, tube bases, equipment and accessories.

**EDICRON LIMITED, REDAN HOUSE
1 REDAN PLACE, LONDON W2 4SA**

Tel: 01-221 4717. Telex: 265531
Cables: EDICRON, London W2

WW - 074 FOR FURTHER DETAILS

INTERPROJECTS LTD. *Technical Services*

In association with the UNIVERSITY OF LIVERPOOL'S COMPUTER LABORATORY are organising a FOUR-DAY INTENSIVE COURSE on

LOGIC AND MICROPROCESSOR SYSTEM DESIGN

Conducted by Prof. D. Zissos, University of Calgary and Dr. M. Taylor, Computer Laboratory, University of Liverpool.

JULY 10-13, 1978 — 9 am to 5 pm

at the University of Liverpool's Greenbank House University Club. Proceedings to be opened by Dr. J. Alty, Director of the Computer Laboratory, University of Liverpool.

An intensive four-day course aimed to enable engineers, technical managers, physicists, medics and academics to design and implement their own microprocessor systems using methods that require no specialist knowhow of electronics or programming other than a basic knowledge of logic.

D. Zissos has written numerous books and articles on the subject and he is a practising design consultant known for his pragmatic approach — M. Taylor Hardware Specialist is responsible for Microprocessor applications.

Fees: Residential — £185.00. *Non Residential — £165.00
*Includes course dinner and buffet luncheons only.

To INTERPROJECTS Ltd., *Technical Services*
29 Church Street, Edmonton, London N9 9DY
Tel. No. 01-803 6896

Please reserve . . . place(s) Residential / Non Residential

Name(s)

Address

Enc. cheque / PO £ Payable — Interprojects Ltd.

WW - 039 FOR FURTHER DETAILS



THERMOSTATS

Refrigeration. As illustrated with 36" capillary £1.62.
Limpet Stat. Must be mounted in close contact calibrated 90 - 190°F 15 amp contacts £1.62.
Appliance Stat. Fix like a volume control - 15 amp contact 30 - 80 F 85p.
 Ditto but for high temps. £1.25.
Over Stat. With sensor and capillary 85p.

MAINS OPERATED SOLENOIDS

Model 772 Small but powerful 1" pull - approx size 1 1/2 x 1 1/4" £2.00. Model 4001 - 3/4" pull Size 2 1/4 x 2 1/2" £2.50. Model 1110 - 1 1/4" pull Size 3 x 2 1/2 x 2 1/4" £4.50. Prices include VAT & postage



DELAY SWITCH

Mains operated - delay can be accurately set with pointers knob for periods of up to 2 1/2 hrs 2 contacts suitable to switch 10 amps - second contact opens few minutes after 1st contact 95p.



MOTORISED DISCO SWITCH

With 10 amp changeover switches, multi-adjustable Switches are rated at 10 amp each so a total of 200w can be controlled and this would provide a magnificent display. The motors are 50V, but they are of such a low voltage, only 2 wats, that they can be driven by a resistor or condenser voltage dropper B Switch model £5.25, 10 Switch model £5.75, 12 Switch model £6.75.

SMITHS CENTRAL HEATING CONTROLLER

Operation gives 10 variations as follows (1) continuous hot water and continuous central heating (2) continuous hot water but central heating off at night (3) continuous hot water but central heating on only for 2 periods during the day (4) hot water and central heating both on but day time only (5) hot water all day but central heating only for 2 periods during the day (6) hot water and central heating on for 2 periods during the day time only - then for summer time use with central heating off (7) hot water continuous (8) hot water day time only (9) hot water twice daily (10) everything off. A handsome looking unit with 24-hour movement and the switches and other parts necessary to select the desired programme of heating. Supplied complete with wiring diagram. Originally sold we believe at over £15 - we offer these, white stocks last at £7.50 each including VAT & Postage



LOW R.P.M. MOTORS
 Made by Crouzet - S. P. M. - SAIWA - Venner and similar famous companies - all supplied ready for 230/240v 50/1z mains working all £2.75 each. Following speeds in stock when preparing this advertisement

1 rev per day	6 revs per day	1 rev per hour
12 revs per hour	1/2 rev per min	1 rev per min
2 rpm 1 1/2 rpm	5 rpm 15 rpm	16 rpm 20 rpm 25 rpm
30 rpm		



EXTRACTOR FAN

Ex-computers made by Woods of Colchester ideal for fixing through panel - reasonably quiet running - very powerful 2500 rpm. Choice of two sizes 5 or 6 1/2 dia £5 and £6.


FLUORESCENT INVERTOR

For camping - car repairing - emergency lighting from a 12v battery you can't beat fluorescent lighting. It will offer plenty of well distributed light and is economical. We offer invertor for 21 and 13 watt miniature tube for only £3.75 with tube and tube holders as well



MINI-MULTI TESTER

Amazing, deluxe pocket size precision moving coil instrument - jewelled bearings - 1000 opv - mirrored scale
 11 instant ranges measures -
 DC volts 10 50 250 1000
 AC volts 10 50 150 1000
 DC amps 0-1 mA and 0-100 mA
 Continuity and resistance 0-150K ohms
 Complete with insulated probes leads battery, circuit diagram and instructions
 Unbelievable value only £5.50 + 50p post and insurance



FREE

Amps ranges kit enable you to read DC current from 0-10 amps directly on the 0-10 scale. It is free if you purchase quickly but if you already own a mini tester and would like one send £1.50

HUMIDITY SWITCH

American made by Ranco, their type No. J11. The action of this device depends upon the dampness causing a membrane to stretch and trigger a sensitive microswitch adjustable by a screw. Quite sensitive - breathing on it for instance will switch it on. Micro 3 amp at 250V a.c. Overall size of the device approx 3 3/8" long 1 1/4" wide and 1 1/8" deep 75p.



MICRO SWITCH BARGAINS

Rated at 5 amps 250V ideal to make a switch panel for a calculator and for dozens of other applications. Parcel of 10 for £1 VAT and post paid



ROTARY PUMP

Self priming portable. In a drill or electric motor pumps up to 200 gallons per hour depending upon revs. Virtually uncorrodible, able use to suck water or petrol, fertiliser chemicals, anything liquid. Hose connectors each end £2 post paid

MULLARD UNILEX

A mains operated 4 + 4 stereo system. Rated one of the finest performers in the stereo field this would make a wonderful gift for almost anyone in an easy-to-assemble modular form and complete with a pair of Plessey speakers this should sell at about £30 - but due to a special bulk buy and as an incentive for you to buy this month we offer the system complete at only £15 including VAT and postage.



UNISELECTORS

These are pulse operated switches as used in automatic telephone switchboards etc. The pulse moves the switch arm through one position. Except where indicated the selectors are 25 position types and 50V coil is standard 24v or 12v operation extra at £2 per switch
 3 pole £4.80
 4 pole £5.94
 5 pole £7.02
 8 pole £9.72
 10 pole £10.80
 12 pole £12.96
 3 pole 50 way £10.58
 4 pole 50 way £12.74



24 HOUR TIMERS

The one illustrated is the E control this uses the Smiths mechanism as in their autoset. 2 on/off s per 24 hours, 13 amp contacts, override switch £6.50.
 Smiths 100 amp model one on/off per 24 hours £10.50, extra contacts £1.00 per set
 AEG 60 amp model with clockwork standby one on/off per 24 hours £9.50, extra contacts £1.00 per set



INDUCTION MOTORS

One illustrated is our reference MM11 made for ITT 1/4" stack 1 1/2" spindle £2.25, 1/2" stack model £1.75, 1" stack £2.75, 1 1/2" stack £3.25.



MAINS TRANSFORMERS

20v 1/2 amp £1.50
 18v 3/4 amp £1.75
 6.3v 2 amp £1.75
 25v 1 1/2 amp £2.25
 24v 2 amp £2.50
 50v 2 amp £4.50
 9v 1 amp £1.50
 18v 0.8 5v 1/2 amp £1.50
 100v auto 230 115v £2
 8.5v £9.50



MANY OTHERS - REQUEST LIST

SPIT MOTOR WITH CARTER GEAR BOX

Probably one of the best spit motors made. Originally intended to be used in very high speed cameras, it gives the speed just to plenty of other uses for instance your grubber can be driven a turntable for stone polishing. In fact there are no limits to its uses. Normal mains operation £4.32 including post & VAT



THIS MONTH'S SNIP

THE LIGHT PIPE

A 20-foot flexible pipe or tube holding miniature cams, along which a band of light travels must attract attention. Similarly, a string of fairy lights re-arranged so that the light chases along it looks really attractive.
 We supply a switching kit for this travelling array and the price is only £7.50 complete with instructions.




STEREO TUNER

Japanese made FM tuner and matching decoder. Two items for less than average price of the tuner only - £11.20 the two. Don't miss this - stocks will not last long. Ditto but in cabinet with glass front. £14.50.



RELAYS

12 volt two 10 amp changeover plug in 95p. 12v three 10 amp changeover plug in £1.28. 12v two changeover miniature wire ended 95p. 12 volt open single screw fixing two 10 amp changeovers 85p. 12 volt open three 10 amp changeovers £1.25. Latching relay mains operated 2 c/o contacts £2.11. Mains operated three 10 amp changeovers open type one screw fixing £1.25. Many other types with different coil voltages and contact arrangements are in stock enquiries invited



PAPST MOTORS

We have now in stock the following Papst motors:
 12v 10 amp 1.5 amp 1.25 amp 1.1 amp 1.0 amp 0.9 amp 0.8 amp 0.7 amp 0.6 amp 0.5 amp 0.4 amp 0.3 amp 0.2 amp 0.1 amp
 1.0 amp No. 42 No. 43 1.1 amp No. 44 £6.30
 1.25 amp No. 45 1.25 amp No. 46 1.25 amp No. 47 £7.28
 1.5 amp same as above 1.5 amp No. 48 £7.30
 1.0 amp same as above 1.0 amp No. 49 £7.30



TERMS: Prices include Post & VAT but orders under £5.00 please add 50p to offset packing etc. Bulk enquiries please phone for generous discount 01 688 1833

J. BULL (ELECTRICAL) LTD.
 (Dept. WW)
 103 TAMWORTH ROAD
 CROYDON CR9 1SG

IT'S FREE!

Our monthly Advance Advertising Bargains List gives details of bargains arriving or just arrived - often bargains which sell out before our advertisement can appear. - It's an interesting list and it's free - just send S.A.E. Below are a few of the Bargains still available from previous lists.

MAINS TRANSFORMERS

All these have 230/240v 50Hz Primary

VOLTAGE	CURRENT	REF.	PRICE
1v	2 amp	TM 1	£1.94
2.4v	5 amp	TM 2	£1.62
4v	7 amp	TM 32	£2.70
6v	1/4 amp	TM 3	85
6.5v	200 mA	TM 21	£1.62
6.5v 0.05v	100 mA	TM 21	£1.62
6.5v 0.65v	750 mA	TM 7	£2.16
6.3v 0.63v	100 mA	TM 33	£1.62
6.3v	2 amp	TM 12	£1.62
8.5v	1/4 amp	TM 12	£1.62
8.5v + 8.5v sep winding	1 amp	TM 5	£1.62
9v	1 amp c core	TM 6	£1.80
9v	3 1/2 amp	TM 11	£2.70
9v	5 amp	TM 38	£3.24
10v	25 amp	TM 15	£4.86
10v 0.10v	1.25 amp	TM 15	£4.86
12v 0.12v	4 amp	TM 27	£4.32
12v	1/2 amp	TM 9	£1.05
13v	1/4 amp	TM 7	£2.16
12v	1 amp	TM 10	£1.89
12v 0.12v	50mA	TM 19	£1.62
12v 0.12v	1 amp	TM 4	£3.24
15v tapped 9v	2 amp	TM 11	£2.70
15v	7 amp	TM 27	£4.32
15v 0.15v	3 1/2 amp	TM 27	£4.32
15v 0.15v	3 1/2 amp	TM 35	£4.86
17v	1/2 amp	TM 12	£1.62
18v	1 amp	TM 13	£1.90
20v	1 amp	TM 14	£1.62
20v	5 amp	TM 27	£4.32
20v	12 1/2 amp	TM 15	£4.86
20v 0.20v	6 amp	TM 15	£4.86
13v	100 mA	TM 21	£1.62
24v	1 1/2 amp	TM 16	£2.12
24v	2 amp	TM 17	£2.70
24v + 2v 7 amp	2 amp	TM 39	£2.97
24v	4 amp	TM 40	£3.78
25v	1 1/2 amp	TM 18	£2.43
26v	2 amp	TM 39	£2.98
30v tapped 24 20 15 & 12	3 1/2 amp	TM 27	£4.32
30v	8 amp	TM 15	£4.86
37v	3 1/2 amps	TM 34	£31.86
40v tapped @ 30v 20v & 10v	6 amp	TM 15	£4.86
50v - 2 amp with 6.3v shrouded	8 amp	TM 29	£11.65
50v	5 amp	TM 24	£7.02
60v	2 amp	TM 17	£2.70
75v - 3 amp with 6.3v shrouded	4 1/2 amp	TM 24	£7.02
75v	1/2 amp	TM 25	£7.02
80v tapped 60v & 75v	4 amp	TM 24	£7.02
100v	1 amp	TM 25	£7.02
100v 0.100v	1/2 amp	TM 25	£7.02
130v tapped 120v	1/2 amp	TM 28	£3.78
200v	1/2 amp	TM 36	£3.78
250v 0.250v with 6.3v 2A	55.0 mA	TM 36	£3.78
250v	100 mA	TM 36	£3.78
500v	50 mA	TM 36	£3.78

350mA 6-VOLT MAINS UNIT
 Ideal for power 6 volt equipment cassettes tape recorder or amplifier or other appliances requiring more than the average amount of current. This is a really well made unit in plastic case made for Crown Radio intended originally to clip into position, this has external battery contacts but it is simple matter to solder leads straight on to these contacts and this unit employs full wave rectification and is recommended in every way. Price £4.30

CALCULATORS
 By famous makers like Texas, intended originally to be sold at quite high prices new and unused. Type 1. Basic functions - add, subtract, multiply, divide, etc. price £5.15. Type 2 - again basic functions but with rechargeable nicad batteries, price £7.02. Battery chargers for same £2.70. Type 3 - basic functions but with memory. £9.18. Type 4. Basic functions memory and rechargeable batteries price £11.34 + 84p

AM/FM RADIO
 Complete chassis has tuning scale with pointer volume control, on/off etc. Controls have edgewise knobs. These radios can be mounted on or off inside extension speaker, then you have a first-class music while you work receiver. Reception on both AM FM is better than average and even in areas where FM is notoriously bad, good results have been obtained. The output also is above average, the speaker power is probably around 1 1/2 wats. They can be powered by 6v batteries or 6v power supply. In fact the Crown Radio One mentioned above is ideal, would no doubt function as an AM/FM Tuner - real bargain at £5.50 + 69p

UV TUBES (PHILIPS ATING)
 Useful for bringing out water marks in stamps and special colours in rocks similar specimens. We have these in two sizes 9" 6v price £1.50 + 12p post 50p + 4p 2H 20 watt £2.00 + 16p post 75p + 6p

1 POLE 10 WAY SWITCH
 For digital displays the 10 positions being evenly spaced through the 360 turn, and there is no stop. Silver-plated contacts are rated @ 5 amps normally an expensive switch but offered @ 86p each

RELAY BASE
 14 pin standard for many plug in relays 50p + 4p

AC MAINS RELAY
 Plug-in to standard base, three 10 amp changeover contacts price £1.90 + 14p, but 2 x 10 amp c/o contacts £1.26, bases 35p extra

HEAVY DUTY 12V RELAY
 This has 3 pairs of changeover contacts which are rather bigger than usual and look capable of dealing with 15 amp loads. Price £2.16.

DITTO BUT 6 VOLT COIL
 Price £2.16 + 16p

TERMINALS
 Very good quality. British made. screw down type, top accepts a 4mm plug. The screw down section also has a hole through which solid wire may be passed with insulators for metal panel mounting. 5 popular colours Price 16p each. Ref. 151 or 10 in a bag for £1.30, ref. 151 10

SPRING TRIGGER TERMINALS
 Red and black terminals mounted on insulated panel approximate size 2 1/4" x 1 1/4". These terminals give a nice but connection in the first place is quick and simple. Hold back the trigger - push in wire - let go of trigger, definitely a time-saver. Price 54p the pair

VOLTAGE	CURRENT	REF.	PRICE
260V	60 mA	TM 26	£3.24
1Kv		TM 44	Please apply
2 Kv		TM 44	Please apply
5 Kv	5 mA	TM 30	£7.02
8.5 Kv	10 mA	TM 31	£10.26

Quantity prices available. Please, unless you are calling add 25c to your order to cover the cost of carriage. Also if you want to collect, telephone the day before

MINIATURE RELAY
 12v dc operated with two sets of changeover contacts. The unique feature of this relay is its heavy lead out wires. These provide adequate support and therefore the relay needs no fixing. On the other hand there is a fixing hole through one side so if you wish you can fix the relay and use its very strong lead nuts to secure circuit components - an expensive relay, we are offering them at only 87p each.



Don't miss this exceptional bargain.

Samson's

(ELECTRONICS) LTD.

9 & 10 CHAPEL ST., LONDON, N.W.1
01-723 7851 01-262 5125

ADJACENT TO EDGWARE ROAD MET. LINF STATION

PLEASE ADD 8% TO ALL ORDERS INC. CARR.

CURRENT RANGE OF NEW L.T. TRANSFORMERS OPEN TYPE TAG CONNECTIONS ALL PRIMARIES 220-240v

Type	Sec Taps	Amps	Price	Carr
1	24-30-40-48-60v	12	£24.60	£2 00
2	24-30-40-48-60v	10	£22.31	£2 00
3	24-30-40-48-60v	8	£18.11	£1 75
4	24-30-40-48-60v	5	£12.47	£1 00
5	24-30-40-48-60v	3	£9.30	£1 00
6	24-30-40-48-60v	2	£6.60	£1 00
6.8-10-12-16-18-20-24-26-30-40-48-60v CAN BE OBTAINED FROM THE ABOVE RANGE				
7	19.25-33-40-50v	10	£20.41	£2 00
8	19.25-33-40-50v	6	£14.62	£1 50
9	19.25-33-40-50v	3	£7.81	£1 25
10	19.25-33-40-50v	2	£6.10	£1 00
5.7.8-10-13-15-17-20-25-30-40-50v OR 25-0-25v OR 20-0-20v CAN BE OBTAINED FROM THE ABOVE RANGE				
11	12.15-20-25-30v	10	£11.91	£1 75
12	12.15-20-25-30v	5	£7.93	£1 25
13	12.15-20-25-30v	2	£4.79	£1 00
3-4.5-6-8-9-10-12-15-18-20-24-30v OR 12-0-12v OR 15-0-15v CAN BE OBTAINED FROM THE ABOVE RANGE				
14	12-24v	12v 60A 24v 30A	£22.90	£3 00
15	12-24v	12v 30A 24v 15A	£14.62	£2 00
16	12-24v	12v 20A 24v 10A	£12.55	£2 00
17	12-24v	12v 10A 24v 5A	£6.80	£1 00
18	12-24v	12v 4A 24v 2A	£3.74	£1 00

FULLY SHROUDED TYPE TERMINAL CONNECTIONS

19	28-32v	4	£7.50	£1 00
20	11-16v	2	£4.35	£1 00
21	12-20-24v	10	£12.50	£1 25
22	12-20-24v	5	£7.50	£1 25
23	24-30-36v	10	£12.00	£1 50
24	24-30-36v	5	£9.95	£1 50
25	6-12v	10	£7.20	£1 25
26	8-0v	2	£4.35	£1 00

CENTRE TAPPED TRANSFORMERS

Fully shrouded terminal block connections Screen Pri 220-240v
Sec tapped 36-25-0-25-36v 5A **£13.50** pp £1 30-25-0-25-30v 2A
£6.75 pp £1 18-0-18v 2A **£5.25** pp £1 0-0 frame types Pri
220-240v sec. 50-0-50v 1A **£5.95** pp 75p 50-0-50v 2A **£8.95**
pp £1

ISOLATION TRANSFORMERS

Pri tapped 200-220-240v Sec 240v 700 watts open type cable lead
connections **£10.** carr £2

LOW POWER L.T. TRANSFORMERS BY FAMOUS MAKERS ALL PRIMARIES 240v

TAG OR LEAD CONNECTIONS	No 1	No 2	No 3	No 4	No 5	No 6	No 7	No 8	No 9	No 10																																
20v 3A	£3	pp	75p	No 2 27v 1A	£1.50	pp	50p	No 3 12v 1 1/2A and 24v 1/2 A	2 separate windings	£1.50	pp	50p	No 4 12v 1A	£1	pp	50p	No 5 20v 1A	£1.50	pp	50p	No 6 5v 1 1/2 A and 6.3v 1 1/4 A	£1.50	pp	50p	No 7 24v 1A shrouded type	£1.50	pp	50p	No 8 13v 3A and 15v 1A 2 separate windings	C core type	£3.50	pp	£1	No 9 15v 1 2A 6.3v 4.5A 250v	80M A 3 separate windings	£3.50	pp	£1	No 10 27v 1A 9v 1.8A 3v 1.8A 3 separate windings	£3.50	pp	£1

SPECIAL PURCHASE BY FAMOUS MAKERS

**L.T. TRANSFORMERS IDEAL FOR
UP-TO-DATE POWER SUPPLY CIRCUITS**
No 1 GRESHAM Pri 240v Sec 43v 3amps
Fully tropocalised. Open type wire connections
£3.95 pp 75p No 2 HINCHLEY Pri 240v Sec
33v 5amps and 18-0-18v 1A Tropocalised open
frame Wire connections. Two in series will give
33-0-33v 5A and 18-0-18v 2A **£3.95** each pp
75p No 3 PARMKO Pri 240v Sec 30v 5A
and 12v 2amps Table top connections
£4.95 pp £1

A.E.R.E. HIGH VOLTAGE INSULATION "C" CORE TRANSFORMERS. EX EQUIP

Pri 200-220-240v Sec 2.5v 45amps 30kv DC
wgk **£7.50** carr £1 50 Sec 5v 5A 30kv DC
wgk **£3.00** carr £1 Potted types Woden
C. Core Pri 230v Sec 2.5v 10A 2.5v 5A
2.5v 5A three separate windings **£4.50** pp
£1

POTTED HT TRANSFORMERS BY FAMOUS MAKERS ALL PRIMARIES 240v

No 1 Sec 400-0-400v 400M/A **£7.50** carr
£2 No 2 Sec 408-200-0-200-408v 408 taps
rated at 165M/A 200v taps rated at 500M/A
£5.50 carr £2 No 3 330-0-330v 200M/A
6.3v 6.6v 5v 3A **£4.75** carr £1 50 No 4
300v 37M/A twice 4v 1A 4v 0.3A 4kv OC
wgk **£3** pp £1 No 5 630-0-630v 105M/A 4v
2A 5v 2A **£4.95** pp £1 50

L.T. SMOOTHING CHOKES

4 8M H 10amps **£4** pp £1 150M H
3amps **£3.50** pp £1 100M H 2amps potted
type **£4** pp £1 13M H 1.5amps potted type
£1.50 pp 50p 2+2M H 12amps **£4** carr
£1 C core types 10M H 25amps **£8.50**
carr £2 18M H 10amps **£4.50** carr £1 50
Gardner 50M/H 10amps open type top panel
connections **£8.50** carr £2

JUST ARRIVED. LATEST PURCHASE L.T. TRANSFORMERS PRI 220-240v

No 7 24v 1.75A **£1.95** pp 50p No 2 25-0-
25v 2A **£3.50** pp 50p No 3 30-0-30v 1A
£3.75 pp 75p No 4 50-0-50v 2A **£6** pp £1
No 5 15v 1.2A 6.3v 4.5A and 250v 80M/A
£3.50 pp £1 All type open frame tag connec-
tions

REDCLIFFE 'C' CORE CHOKES
20H 180M/A **£5.50** pp £1 25 0.7H 250
M/A **£1** pp 50p 50H 25 M/A **£1** pp 50p
20H 75M/A **£1.50** pp 50p

STANDARD PLUG-IN RELAYS 7 AMP CONTACTS BY FAMOUS MAKERS WELL BELOW LIST PRICE

COIL VOLTAGE	CONTACTS	PINS	PRICE
240V AC	2 CO	8	85p
110V AC	2 CO	8	85p
110V AC	3 CO	11	75p
50V AC	3 CO	11	75p
24V AC	2 CO	8	85p
12V AC	2 CO	8	85p
48V DC	3 CO	11	65p
48V DC	2 CO	8	85p
24V DC	2 CO	8	85p
12V DC	2 CO	8	85p
10V DC	3 CO	11	95p

STANDARD OPEN TYPE 7 AMP CON- TACTS

COIL VOLTAGE	CONTACT	PRICE
240V AC	3 CO	85p
240V AC	2 CO	75p
110V AC	1 CO	65p
110V AC	3 CO	65p
50V AC	3 CO	65p
48V DC	3 CO	65p
24V DC	2 CO	75p
12V DC	2 CO	75p
10V DC	3 CO	85p

PP 10p per relay Please add VAT 8% on total

STANDARD MINIATURE PLUG-IN RELAYS

Persex covers 7000 4 CO three for **£1.75**
pp 25p 7000 3 CO three for **£1.50** pp 25p
Metal covers 7000 2 CO three for **£1.50** pp
25p Bases available **10p** ea

RAPA BASE MOUNTING RELAYS 5 AMP CONTACTS

230v 1 make contact **50p** pp 20p American
miniature relays size 1 1/4 x 1 1/4 x 1 1/4 in 5v DC
1 CO contact. Single hole fixing **50p** pp 20p
12v DC car horn relays enclosed type **75p** pp
20p

GPO 3000 TYPE RELAYS

100(2) heavy CO 75(1) 3M 1 CO 1B
2K(1)-130(1) CO **75p** each pp 25p

E.N.M. COUNTERS

115V AC only six digits. Fully enclosed **75p** pp
25p Plessey 240V AC five digits. Fully enclosed
£2 pp 25p

OIL FILLED BLOCK CAPACITORS TCC-DUBILIER FRACTION OF MAKER'S PRICE

MFD	DCV/WKG	Price	Postage
8	450v	50p	25p
8	800v	£1	35p
8	600v	75p	35p
8	350v	50p	25p
8	250v	40p	25p
8	200v	35p	25p
4	1250v	£1	35p
4	350v	30p	15p
2	600v	35p	15p
1	500v	30p	15p
1	1500v	40p	35p
1	1000v	35p	15p
1	600v	30p	10p

Special offer 2MFD 100v DC wkg 10 for **£1**
pp 50p American types 6MFD 100v DC wkg **£1**

MULTI-TAPPED LT TRANSFORMERS

Woden C. Core Pri 220-240v Sec 3 40v 7.7A
38v 4A 30v 2.6A 29v 2.5A 28v 4A separate
windings Table top connections **£15.** carr **£3**
Gardner's C. Core Pri 220-240v Sec 3 25-28v
5A 26v 2.5A twice 24v 1A 16v 1A twice
6.3v 3A separate windings Table top connec-
tions **£5.75** carr **£2** G.E.C. G.P.O. Spec Pri
220-240v Sec tapped £1.61 6.3v 6.5v 6.7v 6.9v
10A **£10.** carr **£2** Pri 220-240v Sec tapped
58-63-69-74v 3A **£4.75.** carr **£1** both types
open frame terminal block connections

BENSONS SOLENOIDS

AC 240v 25% duty Approx 2ins 1/2in pull
Size 2 x 1 1/2 x 1ins Res 350(2) 75p pp 10p

R.A.F. SWITCH DIMMERS

100 ohm 10 watts enclosed in moulded case
with control knob Three for **£1.** inc postage

LOAD MASTER D.P. CIRCUIT BREAKERS

140 250v AC 5A Type M15 new and boxed
£1.50. pp 50p English Electric 60A 500V AC
panel type fuses Type SM60 **£1.** pp 25p

MINIATURE L.T. TRANSFORMERS

Pri 240v Sec 24-0-24v 100mA 1A Size 45 x
35 x 30mm **£1.** pp 30p

AC 240V BLOWERS

Ex computer equipment Perfect condition
Robustly housed on metal frame Overall size
11 1/2 x 7 1/2 in Air outlet size 4 x 3 ins Motor spec
1300 r.p.m. Cont. rated. Cap start included
with motor Quiet running **£4.50.** carr **£1**

LODEX AUTO SET TYPE TIM SYNCHRONOUS PROCESS TIMERS

AC 240V 5A switch contacts D-10 Secs 0-30
Secs 0-60 Secs All types completely enclosed
with control knob and calibrated dial **£3.95** pp
75p AC 110V D-115 Mins type **£3.50.** pp
75p

HEAVY DUTY ARMOUR FLEXIBLE CABLE

3-core 1.5mm with junc box clamps and
locking nuts on each end Length 2 1/2 metres
Dia of flexible tubing 1/8 in **60p** each pp 50p
Three for **£1.50.** pp **£1.** Ten for **£4.50.** pp **£2**

HT SMOOTHING CHOKES

Parmeko potted type A 5H 280m/A 5H
200m/A 10H 180m/A **£2.** pp 75p 50H
25m A 15H 75m A **£1.** pp 50p Gardner's
15H 80m/A **£3.** pp £1 10H 300m/A **£4.** pp
£1 100H 20m/A **£1.** pp 50p C core types
0.7H 250m/A **£1.** pp 50p 70H 10m/A **£1.**
pp 50p 20H 75m/A **£1.75.** pp 50p

A.E.I. HEAVY DUTY CONTACTORS

Brand NEW Boxed. Type LS6 1L102 240v
AC 6 make 2 break 20 amp contacts **£1.50.** pp
25p 2 make 2 break 20 amp contacts **£1.25.**
pp 25p 110v AC types 2 make 2 break 20
amp contacts **75p** pp 25p 3 makes 1 break
20 amp contacts **75p** pp 25p Cutler-hammer
230v AC contactors one NO or NC 16amp
600V AC contacts in metal box **£1.75.** pp 50p

TV GAMES

TV games mains adaptor 7 7V 100ma stabilized
£3.25 Fully assembled attractively cased TV
games (tennis, football, squash and pelotla) —
Black and white **£13.95** Colour **£22.95** Modified
Shoot kit **£4.95** Suiht motor cycle game chip —
economy kit **£19.95** AY-3-8500 **£5.50** Kits for
AY-3-8500 —Black and white standard model
£9.50 Economy version **£4.95** Colour model
standard **£17.** Economy **£12.45** Rifle kit **£4.95**
Colour generator kit, adds colour to most games
£7.50. Send see for free giant data

COMPONENTS

Plastic versions of 8C108/9 5p 2N3055B 37p
1N4148 27p 1N4002 5c resistors 5% carbon
£12-10 to 10M **1kw 0.95p** 1W 2p **presets**
sub-miniature 0 1W horiz or vert 100 to 4M7
8 1/2p potentiometers 1/4W 4K7 to 2M2 log or
1in single 25p Dual 75 polyester capacitors
250V E6 01 to 0.68mF 3 1/2p 0 1mf 2p 15mf
5p 22mf 4p 33v 470pf **100v electrolytic**
capacitors £12 63v 22pf to 8200pf 3 1/2p
ceramic capacitors 50V E6 22pf to 4700pf 3p
mylar capacitors 100V 001 002 005mf 4p
01 2mf 4 1/2p 0 4 0 5 5 1/2p **electrolytics**
50V 47 1 2mf 5p **25V** 5mf 5p 10mf 4p **16V**
22mf 5p 33 100mf 6p 220 330mf 9p
470mf 11p 1000mf 8 1/2p **zeners** 400mw £24
2v7 to 33v 7 1/2p

MAINS TRANSFORMERS

6.0-6V 100ma 79p 9.0-9V 75ma 94p 12.0-
12V 50ma 79p 13V 1/2A £1 10 6.3 1 1/2A £1 89
10.0-6V 1 1/2A £2.35 9.0-9V 1A £1 99 12.0-12V
100ma 90p 12.0-12V 1A £2 49 15.0-15V 1A
£2 79 30-0-30V 1A £3 59 9.0-9V 2A £2 60

PRINTED CIRCUIT MATERIALS

PC etching kits —economy £1 70 standard
£3.82 50 sq ms pcb 40p 1 lb FeCl 1 £ 05
stand 50 resist pads — economy 40p diao 73p Small drill
bit 20p etching dish 68p laminate cutter 75p

S-DECS AND T-DECS

S-DeC £2 23 T-DeC £3 98 u-DeCa £3 97
u-DeCb £6 67 16 di or 10105 adaptors — with
socket £1 91 9pin 99p new S-de kit £4 95

SINCLAIR PRODUCTS

PDM35 digital multimeter £26.95 mains adaptor
£3.24 deluxe padded carry case £3.25 30kV
probe £18.36 Cambridge scientific programmable
calculator £13 15 Prog library £4 95
mains adaptor £3 20 Cambridge scientific £8 45
0-100v scientific £9 15 IC20 stereo 10W+10W
integrated circuit amp kit supplied with P220
power kit £11 95 VP20 preamp kit for above
£8 95

JC12, JC20 AND JC45 AMPLIFIERS

A range of integrated circuit audio amplifiers
supplied with free data and printed circuits JC12
6 wats £1 95 JC20 10 wats £2 95 JC40 20
wats £4 20 Send see for free data on our range of
matching power and preamp kits

FERRANT ZN414


ic radio chip £1 05 extra parts and pcb for radio
£3.85 case £1 send see for free data.

BATTERY ELIMINATOR BAR- GAINS

tv games power unit stabilized 7 7V 100ma
£3.25 3-way models with switched output and
4-way multi-jack — 3/4v/6V 100ma **£2.92**
6.7 1/2v 9V 300ma **£3.30** 100ma radio models
same size as a PPS battery with press stud
connectors 9V £2 85 6V £2 85 4 1/2v £2 75
9V + 9V £4 50 6V + 6V £4 50 4 1/2v + 4 1/2v
£4.50 cassette recorder mains unit 7 7v
100ma with 5 pin d in plug **£2.85** fully
stabilized model switched output 3 6 7 1/2 9V
400 ma **£6.40** car converters 12V dc input
output 9V 300ma £1 50 output 7 1/2v 300ma
£1.50

BATTERY ELIMINATOR KITS

Send see for free leaflet on range 100ma radio
types with press stud connectors 4v 110V 80 **6V**
£1 80 9V £1 80 4 1/2v £1 25 6V £1 6V
£2 50 9+9V £2 50 cassette type 7 1/2v 100ma
with din plug £1 80 transistor stabilized 8-way
types for low hum 3/4v



**DATEST 1
TRANSISTOR AND
OP. AMP. TESTER**

**Simplifies semiconductor testing
Saves time and errors**

- * Tests are automatic and unambiguous
- * Tests devices in and out of circuit
- * Handles bipolars, FETs (all types), LEDs, diodes, op amps (out of circuit only)
- * Automatically displays device polarity and, for devices out of circuit, device type
- * Checks for gain, leakage, input offset

Price: including test probes, full instructions and delivery (UK only) £49 plus VAT (8%). Data sheet on request

DATONG ELECTRONICS LIMITED
Spence Mills, Mill Lane, Bramley, Leeds LS13 3HE
Telephone: Pudsey (0532) 552461

WW-023 FOR FURTHER DETAILS


**RECHARGEABLE
BATTERIES**

'AA' pencil (HP7) **£1.32**, Sub 'C' **£1.64** 'C' (HP11) **£2.43**, 'D' (HP2) **£3.56**, PP3 **£4.98**. Matching chargers **£6.98** each, except PP3 charger **£5.82**. Charging holders for 2, 3, 4, 5 or 6 pencils **50p**. 'C' and 'D' size holders, 4 cell only **80p**. Prices include VAT Add 10% post-package and insurance orders under £20 (5% over £20)

SAE for full details plus 75p for 'Nickel Cadmium Power' booklet 250/12 volt inverters now available

Mail orders to
SANDWELL PLANT LTD.
Dept. W/W, 201 Monmouth Drive, Sutton Coldfield
West Midlands. Tel. 021-354 9764
Callers to: TLC, 32 Craven Street, Charing Cross, London, WC2

WW-048 FOR FURTHER DETAILS



IQXO

**MINIATURE
QUARTZ
CRYSTAL
OSCILLATORS**

**INTERFACE
QUARTZ DEVICES LTD.**

World-wide exporters of crystals & filters
Manufacturers of DIP crystal oscillators
from 240Hz to 20MHz
sole agents for

FILTRONETICS LC & crystal filters from 10Hz to 100MHz
STATEK Ultra miniature low frequency crystals
ELECTRO DYNAMICS High volume timing crystals

29 Market Street, Crewkerne, Somerset England TA18 7JU
Telephone (0460) 74433 Telex 46283 inface g

WW 089 FOR FURTHER DETAILS


The Only Firm for Quality Audio Kits

**HART
ELECTRONICS**

Are proud to offer the only
DESIGNER APPROVED kit for the

**J. L. Linsley-Hood High Quality
Cassette Recorder**

Now offered with Super Quality Sendust Alloy Head at no extra cost, and incorporating noise reduction modifications given in the postscript article.



As these circuits are capable of such an excellent performance we feel that it is not sensible to sacrifice this potential by designing a kit down to a price. We have therefore spent a little more on professional hardware allowing us to design a very advanced modular system. This enables a more satisfactory electrical layout to be achieved, particularly around the very critical input areas of the replay preamps. These are totally stable with this layout and require no extra stabilising components. Many other advantages also come from this system which has separate record and replay amps for each channel plugging in to a master board with gold-plated sockets. The most obvious is the reduction of crosstalk and interaction which could cause trouble on a single plane board with our modular system the layout is compact but there is no component crowding. Testing is very easy with separate identical modules and building with the aid of our component-by-component instructions is childishly simple, but the finished result is a unit designed not to normal domestic standards but to the best professional practice.

All printed circuits are of glassfibre material, fully drilled with a tinned finish for easy and reliable soldering. Component locations are printed on the reverse side of the board and are arranged so that all identification numbers are still visible after assembly.

700C/2 High Quality Custom built steel Case Complete with Brushed aluminium front plate, mains switch, record microswitch, turned record level knob, plastic cabinet feet, all bolts, nuts and mounting hardware. All necessary holes are punched and all surfaces are electroplated. Complete step-by-step assembly instructions are included. The cover is finished in an attractive black crackle surface. £16.50 + £2.06 VAT

LENCO CRV CASSETTE MECHANISM - Now fitted with Super Quality Sendust Alloy Head.

High Quality, robust cassette transport for Linsley-Hood recorder. Features fast forward, fast rewind, record, pause and full auto stop and cassette ejection facilities. Fitted with Record / play and erase heads and supplied complete with Data and extra cassette ejection spring for above horizontal use. Price £21.60 + £2.70 VAT
Total cost of all parts £83.58
Special offer for Complete Kits £81.50 + £10.19 VAT

Complete with data and set up notes to achieve best results with the Super Head. Optional extra solid teak end cheeks. £3 pair + 38p VAT

Reprint of 3 Linsley-Hood Cassette Recorder articles. 45p post and VAT free.

OTHER CASSETTE SPECIALITIES

LENCO MECHANISMS For industrial or domestic use. We have in stock SPFF, FFR and CRV with DC and AC motors 'Mini TB500, 502, 504 and Mini TB 'U' for endless loop cassettes. Send for details. Super Quality Sendust Alloy R/P Stereo Head for replacement use. £6.50 + 81p VAT

Set of components and data for optimising L-H Cassette circuits for use with this head. 50p + 6p VAT

Standard Quality Stereo R/P Head. £4.50 + 56p VAT

Economy Cassette Stereo R/P Head. £2.80 + 35p VAT

4-track Cassette R/P Head. £7.40 + 93p VAT

TEST CASSETTE to enable the user without instruments to easily set up the Head Azimuth, tape speed and VU level. £1.50 inc VAT.

Blank Cassettes, reliable mechanics and Super Ferric Low Noise tape. £90.80p inc VAT. C10. 35p inc VAT.

71x Complete set of parts for Master Board, includes bias oscillator, relay controls, etc. £9.83 + £1.23 VAT

72x Parts for Motor Speed and Solenoid Control for Lenco CRV deck. This is the proper board layout as given in the articles. £3.52 + 44p VAT

73x Complete set of parts for stereo Replay Amps, and VU Meter drive. £8.12 + £1.02 VAT

74x Complete set for stereo Record Amps. £6.74 + 84p VAT

75x Complete set of parts for Stabilised Power Supply to circuit given in Article. This uses a special low hum field transformer with better characteristics than the commonly used toroid. £8.79 + £1.10 VAT

700M2 individual High Quality VU Meters with excellent ballistics. £8.48 + £1.06 VAT Per Pair

Penylan Mill, Oswestry, Salop

Personal callers are always welcome
but please note we are closed all day Saturday



NEW PRODUCTS!

NRDC-AMBISONIC UHJ



SURROUND SOUND DECODER

The **first ever** kit specially produced by Integrex for this British NRDC backed surround sound system which is the result of 7 years' research by the Ambisonic team. W.W. July, Aug., '77.
 The unit is designed to decode not only UHJ but virtually all other 'quadrophonic' systems (Not CD4), including the new BBC HJ 10 input selections
 The decoder is linear throughout and does not rely on listener fatiguing logic enhancement techniques. Both 2 or 3 input signals and 4 or 6 output signals are provided in this most versatile unit. Complete with mains power supply, wooden cabinet, panel, knobs, etc.

Complete kit, including licence fee **£45.00 + VAT**
 or ready built and tested **£61.50 + VAT**

INTRUDER 1 RADAR ALARM



With Home Office Type approval

As in "Wireless World", designed by Mike Hosking, 240V ac mains operated and disguised as a hardbacked book. Detection range up to 30 feet.

Complete exclusive designer approved kit **£46.00 + VAT**
 or ready built and tested, **£54.00 + VAT**

Wireless World DolbyTM noise reducer

Trademark of Dolby Laboratories Inc.



Featuring:

- switching for both encoding (low-level h.f. compression) and decoding
- a switchable f.m. stereo multiplex and bias filter.
- provision for decoding Dolby f.m. radio transmissions (as in USA).
- no equipment needed for alignment.
- suitability for both open-reel and cassette tape machines.
- check tape switch for encoded monitoring in three-head machines.

Typical performance

Noise reduction better than 9dB weighted.
 Clipping level 16.5dB above Dolby level (measured at 1% third harmonic content)

Harmonic distortion 0.1% at Dolby level typically 0.05% over most of band, rising to a maximum of 0.12%

Signal-to-noise ratio: 75dB (20Hz to 20kHz, signal at Dolby level) at Monitor output

Dynamic Range >90db

30mV sensitivity.

Complete Kit **PRICE: £39.90 + VAT**

Also available ready built and tested **Price £54.00 + VAT**

Calibration tapes are available for open-reel use and for cassette (specify which) **Price £2.20 + VAT ***

Single channel plug-in DolbyTM PROCESSOR BOARDS (92 x 87mm) with gold plated contacts are available with all components **Price £8.20 + VAT**

Single channel board with selected fet **Price £2.50 + VAT**

Gold Plated edge connector **Price £1.50 + VAT ***

Selected FETs **60p** each + VAT, **100p** + VAT for two, **£1.90** + VAT for four

Please add VAT @ 12½% unless marked thus*, when 8% applies (or current rates)

We guarantee full after-sales technical and servicing facilities on all our kits, have you checked that these services are available from other suppliers?



INTEGREX LTD.


Please send SAE for complete lists and specifications
Portwood Industrial Estate, Church Gresley,
Burton-on-Trent, Staffs DE11 9PT
Burton-on-Trent (0283) 215432 Telex 377106

INTEGREX

S-2020TA STEREO TUNER / AMPLIFIER KIT

SOLID MAHOGANY CABINET

A high-quality push-button FM Varicap Stereo Tuner combined with a 24W r.m.s. per channel Stereo Amplifier.



Brief Spec. Amplifier Low field Toroidal transformer, Mag. input, Tape In/Out facility (for noise reduction unit, etc.), THD less than 0.1% at 20W into 8 ohms. Power on/off FET transient protection. All sockets, fuses, etc., are PC mounted for ease of assembly. Tuner section uses 3302 FET module requiring no RF alignment, ceramic IF INTERSTATION MUTE, and phase-locked IC stereo decoder. LED tuning and stereo indicators. Tuning range 88–104MHz. 30dB mono S/N @ 1.2µV. THD 0.3%. Pre-decoder 'birdy' filter.

PRICE: £58.95 + VAT

NELSON-JONES STEREO FM TUNER KIT

A very high performance tuner with dual gate MOSFET RF and Mixer front end, triple gang varicap tuning, and dual ceramic filter/dual IC IF amp.



Brief Spec. Tuning range 88–104MHz. 20dB mono quieting @ 0.75µV. Image rejection — 70dB. IF rejection — 85dB. THD typically 0.4%. IC stabilized PSU and LED tuning indicators. Push-button tuning and AFC unit. Choice of either mono or stereo with a choice of stereo decoders.

Compare this spec. with tuners costing twice the price.

Mono £32.40 + VAT

With ICPL Decoder £36.67 + VAT

**With Portus-Haywood Decoder
£39.20 + VAT**



Sens. 30dB S/N mono @ 1.2µV
THD typically 0.3%
Tuning range 88–104MHz
LED sig. strength and stereo indicator

STEREO MODULE TUNER KIT

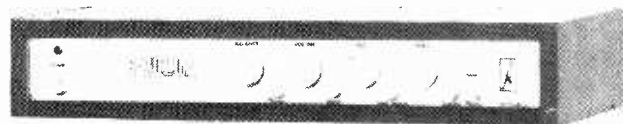
A low-cost Stereo Tuner based on the 3302 FET RF module requiring no alignment. The IF comprises a ceramic filter and high-performance IC Variable INTERSTATION MUTE. PLL stereo decoder IC. Pre-decoder 'birdy' filter Push-button tuning

PRICE: Stereo £31.95 + VAT

S-2020A AMPLIFIER KIT

Developed in our laboratories from the highly successful "TEXAN" design. PC mounting potentiometers, switches, sockets and fuses are used for ease of assembly and to minimize wiring

Power 'on/off' FET transient protection.



Typ Spec. 24+24W r.m.s. into 8-ohm load at less than 0.1% THD. Mag. PU input S/N 60dB. Radio input S/N /2dB. Headphone output. Tape In/Out facility (for noise reduction unit, etc.). Toroidal mains transformer.

PRICE: £33.95 + VAT

ALL THE ABOVE KITS ARE SUPPLIED COMPLETE WITH ALL METALWORK, SOCKETS, FUSES, NUTS AND BOLTS, KNOBS, FRONT PANELS, SOLID MAHOGANY CABINETS AND COMPREHENSIVE INSTRUCTIONS

BASIC NELSON-JONES TUNER KIT	£14.28 + VAT	PHASE-LOCKED IC DECODER KIT	£4.47 + VAT
BASIC MODULE TUNER KIT (stereo)	£16.75 + VAT	PUSH-BUTTON UNIT	£5.00 + VAT
PORTUS-HAYWOOD PHASE-LOCKED STEREO DECODER KIT			£8.00 + VAT

SEMICONDUCTORS - COMPONENTS

TRIACS

2 Amp TO5 Case				10 Amp TO48 Case			
Voits No	Price	Voits No	Price	Voits No	Price	Voits No	Price
100 TR12A 100	£0.51	100 TR110A 100	£0.77	100 TR110A 200	£0.92	200 TR110A 400	£1.12
200 TR12A 200	£0.51			400 TR110A 200	£0.92		
400 TR12A 400	£0.71			400 TR110A 400	£1.12		
6 Amp TO66 Case				10 Amp TO220 Case			
100 TR16A 100	£0.51	400 TR110A 400P	£1.12	DIACS			
200 TR16A 200	£0.61			BR100 £0.20 D32 £0.20			
400 TR16A 400	£0.77						

SUPER UNTESTED PAKS

PAK No.	Description	Order No.	Price
U50	100 Germ Gold bonded OA17 diode	16130	£0.60
U51	150 Germ OA70 B1 diode	16131	£0.60
U52	100 Silicon Diodes 200mA OA200	16132	£0.60
U53	150 diodes 75mA N41-48	16133	£0.60
U54	50 Sil Rect Top Hat 750mA	16134	£0.60
U55	20 Sil Rect Stud Type 3 Amp	16135	£0.60
U56	50 400mV Zeners 007 Case	16136	£0.60
U57	30 NPN Trans BC107 B Plastic	16137	£0.60
U58	30 PNP Trans BC177 178 Plastic	16138	£0.60
U59	25 NPN TO18 2N697 2N1711 sil	16139	£0.60
U60	25 PNP 1059 2N2905 silicon	16140	£0.60
U61	30 NPN TO18 2N706 silicon	16141	£0.60
U62	25 NPN BF550 S1	16142	£0.60
U63	30 NPN Plastic 2N1906 silicon	16143	£0.60
U64	30 PNP Plastic 2N3905 silicon	16144	£0.60
U65	30 Germ 0071 PNP	16145	£0.60
U66	15 Plastic Power 2N3055 NPN	16146	£1.20
U67	10 TO3 Metal 2N3055 NPN	16147	£1.20
U68	20 Unijunction trans 1543	16148	£0.60
U69	10 1 amp SCR 1039	16149	£1.20
U70	8 3 amp SCR T066 case	16150	£1.20

Code No's mentioned above are given as a guide to the type of device in the pak. The devices themselves are normally unmarked.

COMPONENT PAKS

Pack No.	Qty.	Description	Order No.	Price
C1	200	Resistor mixed value approx (Count by weight)	16164	£0.60
C2	150	Capacitors mixed value approx (Count by weight)	16165	£0.60
C3	50	Precision resistors Mixed values	16166	£0.60
C4	80	1/8" W Resistors mixed preferred values	16167	£0.60
C5	5	Pieces assorted ferrite rods	16168	£0.60
C6	2	Tuning gangs MW 1W VHF	16169	£0.60
C7	1	Pack wire 50 metres assorted colours single strand	16170	£0.60
C8	10	Reed switches	16171	£0.60
C9	3	Micro switches	16172	£0.60
C10	15	Assorted pots	16173	£0.60
C11	5	Metal jack sockets 3 x 3.5mm 2 x standard switch types	16174	£0.60
C12	30	Paper condensers preferred types mixed values	16175	£0.60
C13	20	Electrolytic trans types	16176	£0.60
C14	1	Pack assorted hardware — Nuts bolts grommets etc	16177	£0.60
C15	5	Mains slide switches ass	16178	£0.60
C16	20	Assorted tag strips and panels	16179	£0.60
C17	15	Assorted control knobs	16180	£0.60
C18	4	Rotary wave change switches	16181	£0.60
C19	2	Relays 6 — 24V operating	16182	£0.60
C20	1	Pak copper laminate approx 200 sq cms	16183	£0.60
C21	15	Assorted fuses 100mA 5 amp	16184	£0.60
C22	50	Mains PVC sleeving assorted size and colour	16185	£0.60
C23	60	1/2 watt resistors mixed preferred values	16188	£0.60
C24	25	Presets assorted type and value	16186	£0.60
C25	30	Metres stranded wire assorted colours	16187	£0.60

SLIDER PAKS

Pack No.	Qty.	Description	Order No.	Price
S1	6	Slider potentiometers, mixed values	16190	£0.60
S2	6	Slider potentiometers, all 470 ohms	16191	£0.60
S3	6	Slider potentiometers, all 10k ohm	16192	£0.60
S4	6	Slider potentiometers, all 22k ohm	16193	£0.60
S5	6	Slider potentiometers, all 47k ohm	16194	£0.60
S6	6	Slider potentiometers, all 47k log	16195	£0.60

CERAMIC PAKS

Containing a range of first quality miniature ceramic capacitors Unrepeatable value

Pack No.	Qty.	Description	Order No.	Price
MC1	24	miniature ceramic capacitors 3 of each value — 22pf 27pf 33pf 39pf 47pf 68pf 82pf	16160	£0.60
MC2	24	miniature ceramic capacitors 3 of each value — 100pf 120pf 150pf 180pf 220pf 330pf 390pf 470pf	16161	£0.60
MC3	24	miniature ceramic capacitors 3 of each value — 470pf 560pf 680pf 820pf 1000pf 1500pf 2200pf 3300pf	16162	£0.60
MC4	24	miniature ceramic capacitors 3 of each value — 470pf 560pf 680pf 820pf 1000pf 1500pf 2200pf 3300pf	16163	£0.60

ORDERING

Please word your orders exactly as printed, not forgetting to include our part number.

V.A.T.

Add 12½% to prices marked * Add 8% to others excepting those marked † these are Zero

CARBON POTENTIOMETERS

SINGLE GANG with wire end terminations 6mm x 50mm plastic shaft 10mm bushes supplied with shake-proof washer and nut. Tolerance - 20 of resistance

LINEAR TRACK				LOG TRACK			
Value	No.	Price		Value	No.	Price	
1K	1831	£0.26		4K7	1842	£0.26	
2K2	1832	£0.26		10K	1843	£0.26	
4K7	1833	£0.26		22K	1844	£0.26	
10K	1834	£0.26		47K	1845	£0.26	
22K	1835	£0.26		100K	1846	£0.26	
47K	1836	£0.26		220K	1847	£0.26	
100K	1837	£0.26		470K	1848	£0.26	
220K	1838	£0.26		1M	1849	£0.26	
470K	1839	£0.26		2M2	1850	£0.26	
1M	1840	£0.26					
2M2	1841	£0.26					

DUAL GANG. These high quality pots are fitted with wire end terminations 6mm 50mm plastic shaft 10mm bushes supplied with shakeproof washer and nut. Track tolerance - 2D but matched to within 2DB of each other

LINEAR TRACK				LOG TRACK			
Value	No.	Price		Value	No.	Price	
4K7	1851	£0.78		4K7	1860	£0.78	
10K	1852	£0.78		10K	1861	£0.78	
22K	1853	£0.78		22K	1862	£0.78	
47K	1854	£0.78		47K	1863	£0.78	
100K	1855	£0.78		100K	1864	£0.78	
220K	1856	£0.78		220K	1865	£0.78	
470K	1857	£0.78		470K	1866	£0.78	
1M	1858	£0.78		1M	1867	£0.78	
2M2	1859	£0.78		2M2	1868	£0.78	

SINGLE GANG SWITCHED. Fitted with double pole on/off switches. The switch action is incorporated within the rotary action of the pot. Switch rating 1.5 amps at 250V AC

LINEAR TRACKS				LOG TRACK			
Value	No.	Price		Value	No.	Price	
4K7	1870	£0.60		4K7	1879	£0.60	
10K	1871	£0.60		10K	1880	£0.60	
22K	1872	£0.60		22K	1881	£0.60	
47K	1873	£0.60		47K	1882	£0.60	
100K	1874	£0.60		100K	1883	£0.60	
220K	1875	£0.60		220K	1884	£0.60	
470K	1876	£0.60		470K	1885	£0.60	
1M	1877	£0.60		1M	1886	£0.60	
2M2	1878	£0.60		2M2	1887	£0.60	

VEROBOARDS

DRILLED COPPER P.C.B.

.1 Pitch				.15 Pitch			
Size	No.	Price		Size	No.	Price	
2.5" x 5"	2201	£0.46		2.5" x 17"	2229	£1.13	
2.5" x 3.75"	2202	£0.39		2.5" x 5"	2210	£0.42	
2.5" x 17"	2203	£1.42		2.5" x 3.75"	2211	£0.31	
3.75" x 5"	2204	£0.52		3.75" x 17"	2212	£1.51	
3.75" x 3.75"	2205	£0.46		3.75" x 5"	2213	£0.57	
3.75" x 17"	2206	£1.82		3.75" x 3.75"	2214	£0.42	
4.75" x 17.9"	2207	£2.34		2.5" x 17"	2216	£0.52	
2.5" x 17"	2208	£0.57	(pack of five)				

DRILLED PLAIN P.C.B.

.1 pitch				.15 Pitch			
Size	No.	Price		Size	No.	Price	
3.75" x 17"	2217	£1.18		2.5" x 17"	2221	£0.78	
3.75" x 2.5"	2218	£0.26		3.75" x 17"	2222	£1.00	
5" x 3.75"	2219	£0.42		2.5" x 5"	2223	£0.26	
				2.5" x 3.75"	2224	£0.21	
				5" x 3.75"	2225	£0.36	

VERO SPOT-FACE CUTTER

Order No. 2231 Price £0.68

BABANI BOOK OFFER

Purchase books to the value of £5.00 from the list below and choose any 60p pak from this page FREE.

Book No.	Title	Price
BP2	Handbook of Radio, TV & Industrial & Transmitting Tube & Valve Equivalents	60p
BP3	Handbook of Tested Transistor Circuits	40p
BP6	Engineers and Mechanics Reference Tables	40p
BP7	Radio & Electronic Colour Codes and Data Chart	15p
BP10	Modern Crystal and Transistor Set Circuits for Beginners	35p
BP14	Second Book of Transistor Equivalents	95p
BP15	Constructors Manual of Electronic Circuits for the Home	50p
BP16	Handbook of Electronic Circuits for the Amateur Photographer	60p
BP18	Boys and Beginners Book of Practical Radio & Electronics	60p
BP22	79 Electronic Novelty Circuits	75p
BP23	First Book of Practical Electronic Projects	75p
BP24	52 Projects Using IC741 (or equivalent)	75p
BP26	Radio Antenna Handbook for Long Distance Reception and Transmission	85p
BP27	Giant Chart of Radio Electronic Semiconductor and Logic Symbols	60p
BP29	Major Solid State Audio Hi-Fi Construction Projects	85p
BP23	How to Build Your Own Metal & Treasure Locators	75p
BP34	Practical Repair & Renovation of Colour TVs	95p
BP35	Handbook of IC Audio Preamplifier & Power Amplifier Construction	95p
BP36	50 Circuits Using Germanium, Silicon and Zener Diodes	75p
BP37	50 Projects Using Relays, SCRs and TRIACS	£1.10
BP39	50 (FET) Field Effect Transistor Projects	£1.25
129	Universal Gram-motor Speed Indicator	8p
160	Coil Design and Construction Manual	50p
161	Radio, TV and Electronics Data Book	60p
196	AF-RF Reactance — Frequency Chart for Constructors	15p
202	Handbook of Integrated Circuits (ICs) Equivalents and Substitutes	75p
205	First Book of Hi-Fi Loudspeaker Enclosures	60p
213	Electronic Circuits for Model Railways	85p
214	Audio Enthusiasts Handbook	85p
216	Electronic Gadgets and Games	85p
217	Solid State Power Supply Handbook	85p
219	Solid State Novelty Projects	85p
220	Build Your Own Solid State Hi-Fi Audio Accessories	85p
222	Solid State Short Wave Receivers for Beginners	95p
223	50 Projects Using IC CA3130	95p
224	50 CMOS IC Projects	95p
225	A Practical Introduction to Digital ICs	95p
226	How to Build Advanced Short Wave Receivers	£1.20
RCC	Resistor Colour Code Disc Calculator	10p

Just a selection from our huge stocks SEE OUR NEW CATALOGUE 126 pages packed with valuable information ORDER NOW ONLY 50p plus 15p p&p

LINEAR PAKS

Manufacturers Fall Outs which include Functional and part Functional Units. These are classed as out-of-spec from the makers, very rigid specifications, but are ideal for learning about I.C.'s and experimental work

U721 30 ASSORTED LINEAR TYPES 709-741-747-748 710-588 Etc. ORDER No. 16227 Price £1.50

U76SD FM STEREO DECODER 5 I.C.'s 76110 Eqp to MC1310P-MA767 Data supplied with pak ORDER No. 16229 Price £1.50

U76A AUDIO POWER OUTPUT AMPLIFIERS 8 Assorted types SL403 76013 76003 Etc. Data supplied with pak ORDER No. 16228 Price £1.00

74 SERIES PAKS

Manufacturers Fall Outs which include Functional and part Functional Units. These are classed as out-of-spec from the maker, very rigid specifications, but are ideal for learning about I.C.'s and experimental work

74C 100 Gates assorted 7400-01-04-10-50-60 etc Order No. 16224 £1.20
74F 50 Flip Flops assorted Order No. 16225 £1.20
74M 30 MSI Assorted Types 7441 47-90-154 Etc Order No. 16226 £1.20

VEROBOARD PAKS

V81 Assorted 30 sq ins various sizes all 1 matrix Order No. 16199 £0.60
V82 Assorted 30 sq ins various sizes 15 matrix Order No. 16200 £0.60

ELECTROLYTIC PAKS

A range of paks each containing 18 first quality mixed value miniature electrolytics
EC1 Values from 47mFD to 10mFD Order No. 16201 £0.60
EC2 Values from 10mFD to 1.1mFD Order No. 16202 £0.60
EC3 Values from 100mFD to 680mFD Order No. 16203 £0.60

C280 CAPACITOR PAK

75 Mullard C280 capacitor's mixed values ranging from 0.1uF to 2.2uF complete with identification sheet Order No. 16204 £1.20

CARBON RESISTOR PAKS

These paks contain a range of Carbon Resistors assorted into the following groups
R1 60 mixed 1/4w 100ohms-820ohms Order No. 16213 £0.60
R2 60 mixed 1/2w 1Kohms-8.2Kohms Order No. 16214 £0.60
R3 60 mixed 1/2w 10Kohms-82Kohms Order No. 16215 £0.60
R4 60 mixed 1/2w 100Kohms-820Kohms Order No. 16216 £0.60
R5 40 mixed 1/2w 100ohms-820ohms Order No. 16217 £0.60
R6 40 mixed 1/2w 1Kohms-8.2Kohms Order No. 16218 £0.60
R7 40 mixed 1/2w 10Kohms-82Kohms Order No. 16219 £0.60
R8 40 mixed 1/2w 100Kohms-820Kohms Order No. 16220 £0.60
R9 60 mixed 1/2w 1 Meg-10Megohms Order No. 16230 £0.60
R10 40 mixed 1/2w 1 Meg-10Megohms Order No. 16231 £0.60

WORLD SCOOP! JUMBO SEMICONDUCTOR PAK

Transistors, Germ and Silicon Rectifiers, Diodes, Triacs, Thyristors, I.C.'s and Zeners ALL NEW AND CODED Approx 100 Pieces. Offering the amateur a fantastic bargain PAK and an enormous saving. Identification and data sheet in every pak.

ORDER NO. 16222 £2.25

BI-PAK

DEPT. W5, P.O. BOX 6, WARE, HERTS.
SHOP AT 18 BALDOCK ST., WARE, HERTS.
OPEN 9 to 5.30 Mon.-Sat.

BI-PAK

High quality modules for stereo, mono and other audio equipment.

NEW

PUSH-BUTTON STEREO FM TUNER

OUR PRICE ONLY **£22.30**

Fitted with Phase Lock-loop Decoder



The 450 Tuner provides instant program selection at the touch of a button ensuring accurate tuning of 4 pre-selected stations, any of which may be altered as often as you choose, by simply changing the settings of the pre-set controls.

Used with your existing audio equipment or with the BI-KITS STEREO 30 or the MK60 Kit etc. Alternatively the PS12 can be used if no suitable supply is available, together with the Transformer T538.

The S450 is supplied fully built, tested and aligned. The unit is easily installed using the simple instructions supplied.

- ★ FET Input Stage
- ★ VARI-CAP diode tuning
- ★ Switched AFC
- ★ Multi turn pre-sets
- ★ LED Stereo Indicator

Typical Specification:
 Sensitivity 3µ volts
 Stereo separation 30db
 Supply required 20-30v at 90 Ma max.

MPA 30

Enjoy the quality of a magnetic cartridge with your existing ceramic equipment using the new M.P.A. 30, a high quality pre-amplifier enabling magnetic cartridges to be used where facilities exist for the use of ceramic cartridges only. It is provided with a standard DIN input socket for ease of connection. Full instructions supplied.



£2.95

STEREO PRE-AMPLIFIER



A top quality stereo pre-amplifier and tone control unit. The six push-button selector switch provides a choice of inputs together with two really effective filters for high and low frequencies, plus tape output.

MK. 60 AUDIO KIT: Comprising 2 x AL60's, 1 x SPM80, 1 x BTM80, 1 x PA100, 1 front panel and knobs, 1 Kit of parts to include on/off switch, neon indicator, stereo headphone sockets plus instruction booklet. **COMPLETE PRICE £36.75** plus 85p postage.

TEAK 60 AUDIO KIT: Comprising Teak veneered cabinet size 16 3/4" x 11 1/2" x 3 3/4" other parts include aluminium chassis, heatsink and front panel bracket plus back panel and appropriate sockets etc. **KIT PRICE £13.25** plus 85p postage.

Frequency Response + 1dB 20Hz 20KHz Sensitivity of inputs
 1. Tape Input 100mV into 100K ohms
 2. Radio Tuner 100mV into 100K ohms
 3. Magnetic P.U. 3mV into 50K ohms
 P.U. Input equalises to R1AA curve with 1dB from 20Hz to 20KHz
 Supply — 20-35V at 20mA.

Dimensions
 299mm x 89mm x 35mm

PA 100

OUR PRICE **£15.80**

NEW AL30A 10w R.M.S. AUDIO AMPLIFIER MODULE


The AL30A is a high quality audio amplifier module replacing our AL20 & 30. The versatility of its design makes it ideal for record players, tape recorders, stereo amps, cassette and cartridge players. A power supply is available comprising a PS12 together with a transformer T538, also for stereo, the pre-amp PA12.

SPECIFICATION:

- Output Power 10w. R.M.S.
- Lead Impedance 8 to 6ohms.
- Sensitivity 90mv for full output.
- Frequency Response 60Hz to 25KHz - 2db.
- Supply 22 to 32 volts.
- Input Impedance 50K.
- Total Harmonic Distortion Less than .5% (Typically .3%).
- Max. Heat Sink Temp 80°c.

● Dimensions 90 x 64 x 27mm

ONLY £3.75



VAT ADD 12 1/2%

POSTAGE & PACKING
 Postage & Packing add 25p unless otherwise shown. Add extra for airmail. Min. £1.00

STEREO 30 COMPLETE AUDIO


7 + 7 WATTS R.M.S.



£18.95

The Stereo 30 comprises a complete stereo pre-amplifier, power amplifiers and power supply. This, with only the addition of a transformer or overwind will produce a high quality audio unit suitable for use with a wide range of inputs i.e. high quality ceramic pick-up, stereo tuner, stereo tape deck etc. Simple to install, capable of producing really first class results, this unit is supplied with full instructions, black front panel knobs, main switch, fuse and fuse holder and universal mounting brackets enabling it to be installed in a record plinth, cabinets of your own construction or the cabinet available ideal for the beginner or the advanced constructor who requires Hi-Fi performance with a minimum of installation difficulty (can be installed in 30 mins).

TRANSFORMER £3.25 plus 50p p & p
 TEAK CASE £5.45 plus 70p p & p



AL 60 25 Watts (RMS)

- ★ Max Heat Sink temp 90C.
- ★ Frequency response 20Hz to 100KHz
- ★ Distortion better than 0.1 at 1KHz
- ★ Supply voltage 15-50v
- ★ Thermal Feedback
- ★ Latest Design Improvements
- ★ Load — 3,4,8, or 16 ohms
- ★ Signal to noise ratio 80db
- ★ Overall size 63mm. 105mm. 13mm.

Especially designed to a strict specification. Only the finest components have been used and the latest solid-state circuitry incorporated in this powerful little amplifier which should satisfy the most critical A.F. enthusiasts

NEW PA12

Pre-Amplifier completely redesigned for use with AL30A Amplifier Modules. Features include on/off volume, Balance, Bass and Treble controls. Complete with tape output.

Frequency Response 20Hz-20KHz (-3dB). Bass and Treble range, 12dB. Input Impedance 1 meg ohm. Input Sensitivity 300mV. Supply requirements 24V. 5mA. Size 152mm x 84mm x 33mm.

£7.10

PS12

Power supply for AL30A, PA12, SA450, etc.

Input voltage 15-20v A.C. Output voltage 22-30v D.C. Output current 800 mA Max. Size 60mm x 43mm x 26mm. **OUR PRICE £1.30**

Transformer T538 £3.20

Stabilised Power Supply Type SPM80

SPM80 is especially designed to power 2 of the AL60 Amplifiers, up to 15 watts (R.M.S.) per channel simultaneously. With the addition of the Mains Transformer BMT80, the unit will provide outputs of up to 1.5A at 35V. Size 63mm, 105mm, 30mm. Incorporating short circuit protection.

Transformer BMT80 **£5.40 + 86p postage**


£4.25

BI-PAK

P.O. BOX 6 WARE HERTS.

SHOP AT 18 BALDOCK ST., WARE, HERTS OPEN 9 to 5.30 Mon. / Sat.

STOP HUNTING



4S·6
 6 MHz Bandwidth.
 10mV/cm Sensitivity.
 1µS/cm-100mS/cm
 Timebase (16 Calibrated Ranges)

4S·6LS
 (£145) Designed for
 LOW SPEED
 Measurements.
 10µS/cm-1sec/cm
 Timebase.

SCOPEX® 4S6 keeps running
 SINGLE BEAM OSCILLOSCOPE


£125
UK EX VAT

Scopex Instruments Ltd, Pixmore Industrial Estate, Pixmore Avenue,
 Letchworth, Hertfordshire. SG6 1JJ. Letchworth 72771 (STD 046 26)

® Regd Trade Mark

WW-054 FOR FURTHER DETAILS

TEN GOOD REASONS FOR BUYING THE NEW FLUKE 8020A DMM.



1. 26 ranges of AC/DC volts and amps, ohms and conductance.
2. 0.25% vdc accuracy over 10°C range for 1 year.
3. 'High power' ohms for diode testing.
4. 'Low power' ohms for in-circuit resistance measurement.
5. Conductance ranges allow leakage measurement to 10,000 MΩ.
6. 9v battery gives typically 200 hrs. life.
7. Protected to 250v dc or rms on any range, any function.
8. Protects to 6kv for 10µs on any range, any function.
9. 2 year warranty on parts and labour.
10. Large liquid crystal display.

Harlow(0279)29522


ITS instrument services

Edinburgh Way, Harlow, Essex. CM20 2DF. Telex: 81525

The only way to buy.

WW-028 FOR FURTHER DETAILS

The choice is yours



Prices at Feb '78

S61. £150 plus VAT and Nominal Delivery Charge.

D61a. £220 plus VAT and Nominal Delivery Charge.

When it comes to deciding on a general purpose oscilloscope for the laboratory or the service department, you have a choice between single or dual trace models and medium or high bandwidth.

Telequipment's D61a is an excellent instrument for the service bench, particularly for TV work when dual trace 10MHz bandwidth and special triggering features are needed.

For less demanding applications, the single trace 5MHz S61 will make most of your routine measurements.

You will get the same Telequipment reliability and Telequipment value – whatever your choice.

For your full catalogue and price list for Telequipment products – Circle No. 151

TELEQUIPMENT




Tektronix UK Ltd, P.O. Box 69, Coldharbour Lane, Harpenden, Herts.
Tel: 05827 63141 Telex: 25559

AUDIO KITS OF DISTINCTION FROM

NEW!

DE LUXE EASY TO BUILD LINSLEY-HOOD 75W AMPLIFIER

POWERTRAN



AVAILABLE AS SEPARATE PACKS
PRICES IN OUR FREE CATALOGUE

SPECIAL PRICE FOR COMPLETE KIT £99.30

PACK PRICES FOR STANDARD KIT

Pack	Price	Pack	Price
1. Fibreglass printed circuit board for power amp	£1.15	11. Fibreglass printed-circuit board for power supply	£0.85
2. Set of resistors, capacitors, pre-sets for power amp	£2.50	12. Set of resistors, capacitors, secondary fuses, semiconductors for power supply	£5.40
3. Set of semiconductors for power amp	£6.50	13. Set of miscellaneous parts including DIN skts., mains input skt., fuse holder, interconnecting cable, control knobs	£6.20
4. Pair of 2 drilled, tinned heat sinks	£1.10	14. Set of metalwork parts including silk screen printed fascia panel and all brackets, fixing parts, etc.	£8.20
5. Fibreglass printed-circuit board for pre-amp	£1.90	15. Handbook	£0.30
6. Set of low noise resistors, capacitors, pre-sets for pre-amp	£4.10	16. Teak cabinet 18.3" x 12.7" x 3.1"	£10.70
7. Set of low noise, high gain semiconductors for pre-amp	£2.40		
8. Set of potentiometers (including mains switch)	£3.50		
9. Set of 4 push-button switches, rotary mode switch screen/ housing primary; 0 117-234 V; secondaries: 33-0-33 V, 25-0-25 V	£5.40		
10. Toroidal transformer complete with magnetic screen/ housing primary; 0 117-234 V; secondaries: 33-0-33 V, 25-0-25 V	£12.95		

2 each of packs 1-7, 1 each of packs 8-16 inclusive are required for complete stereo amplifier. Total cost of individually purchased packs £92.80

The standard model of our kit for Mr Linsley Hood's 75 watt design has for a long time offered exceptional performance at a very modest cost with high quality high power ready-built units of comparable quality generally being over three times the price

Features of the amplifier include very low distortion (less than 0.01% 75W rms per channel power output) rumble filter, variable slope scratch filter, variable transition frequency tone controls, tape monitoring facilities and individually adjustable inputs. This model is based on 5 circuit boards which not having the controls mounted on them can if desired be effectively used separately in high performance audio systems not based on our metalwork.


Our new De Luxe model uses 14 boards which interconnect with gold plated contacts and are designed to have the potentiometers and switches mounted upon them. This system almost eliminates internal wiring, making installation after their assembly, delightfully straightforward and as each board can be easily removed in seconds from the chassis, checking and maintenance is so simple that even newcomers to electronics will be able to cope competently with the kit. Additional features of our new model are inclusion of the latest circuit improvements, generously sized heat sinks for heavy duty use, even in tropical climates, and metal oxide resistors throughout for long term stability and reliability.



STANDARD LINSLEY-HOOD 75W AMPLIFIER


SPECIAL PRICE FOR COMPLETE KIT £79.80

WIRELESS WORLD FM TUNER



SPECIAL PRICE FOR COMPLETE KIT £70.20

LINSLEY-HOOD CASSETTE DECK



SPECIAL PRICE FOR COMPLETE KIT £79.60

Designed in response to demand for a tuner to complement the world-wide acclaimed Linsley-Hood 75W Amplifier, this kit provides the perfect match. The Wireless World (Skingley and Thompson) published original circuit has been developed further for inclusion into this outstanding slimline unit and features a pre-aligned front end module, excellent a.m. rejection and temperature compensated varicap tuning, which may be controlled either continuously or by push-button pre-selection. Frequencies are indicated by a frequency meter and sliding LED indicators, attached to each channel selector pre-set. The PLL stereo decoder incorporates active filters for "birdy" suppression and power is supplied via a toroidal transformer and integrated regulator. For long term stability metal oxide resistors are used throughout.

AVAILABLE AS SEPARATE PACKS - PRICES IN OUR FREE CATALOGUE

Pack	Price	Pack	Price
1. Stereo PCB (accommodates 2 rep. amps, 2 meter amps, bias/erase osc. relay)	£3.35	10. Set of capacitors, rectifiers, i.c. voltage regulator P.C.B. for power supply (Powertran design)	£2.80
2. Stereo set of capacitors, M.D. resistors, potentiometers for above	£7.95	11. Set of miscellaneous parts, including sockets, fuse holder, fuses, interconnecting wire, etc.	£3.40
3. Stereo set of semiconductors for above	£8.50	12. Set of metalwork including silk screened fascia panel, internal screen, fixing parts, etc.	£7.10
4. Miniature relay with socket	£2.90	13. Construction notes	£0.25
5. PCB, all components for solenoid, speed control circuits	£3.80	14. Teak cabinet 18.3" x 12.7" x 3.1"	£10.70
6. Goldring-Lenco mechanism as specified	£18.50		
7. Function switch, knobs	£1.90		
8. Dual VU meter with illuminating lamp	£6.95		
9. Toroidal transformer with E.S. screen prim. 0-117V, 234V, Sec. 15V	£4.90		

One each of packs 1-14 inclusive are required for complete stereo cassette deck. Total cost of individually purchased packs £83.00

Matsushita WY 436 AZ head (optional extra) £4.50 (free with complete kit)

Published in Wireless World (May, June, August 1976) by Mr Linsley-Hood, this design, although straightforward and relatively low cost, nevertheless provides a very high standard of performance. To permit circuit optimization separate record and replay amplifiers are used, the latter using a discrete component front-end designed such that the noise level is below that of the tape back ground. Push button switches are used to provide a choice of equalization time constants, a choice of bias levels and also an option of using an additional pre-amplifier for microphone use. The mechanism used is the Goldring-Lenco CRV, a unit distinguished in its robustness and ease of operation. Speed control and automatic cassette ejection are both implemented by electronic circuitry. This unit which is powered by a toroidal transformer and uses metal oxide resistors throughout offers an excellent match for the Wireless World Tuner and the Linsley-Hood 75 Watt Amplifier. Circuit changes as published in February, 1978, follow-up article are included in the kit AT NO EXTRA COST! A higher performance head (Matsushita WY 436 AZ head as recommended in the follow-up article) is offered as an optional extra but this will be automatically supplied FREE OF CHARGE with all orders for complete kits!

Pack	T20	T30	Pack	T20	T30
1. Set of low noise resistors	£1.60	£1.70	9. Fibreglass PCB	£3.50	£3.90
2. Set of small capacitors	£2.60	£3.40	10. Set of metalwork, fixing parts	£5.20	£6.20
3. Set of power supply capacitors	£2.20	£2.50	11. Set of cables, mains lead	£0.40	£0.40
4. Set of miscellaneous parts	£3.50	£3.50	12. Handbook	£0.25	£0.25
5. Set of slide, mains, P.B. switches	£1.50	£1.50	13. Teak cabinet 15.4" x 6.7" x 2.8"	£4.50	£4.50
6. Set of pots, selector switch	£2.80	£2.80			
7. Set of semiconductors, ICs, skts.	£7.25	£7.75			
8. Toroidal transformer—240V prim. e.s. screen	£5.60	£7.20			


One each of Pack 1-13 are required for complete stereo amplifier. Total cost of individually purchased packs T20+20 £40.90, T30+30 £45.60.

Designed by Texas engineers and described in Practical Wireless, the Texan was an immediate success. Now developed further in our laboratories to include a Toroidal transformer and additional improvements, the slimline T20+20 delivers 20W rms per channel of true Hi Fi at exceptionally low cost. The easy to build design is based on a single F. Glass PCB and features all the normal facilities found on quality amplifiers including scratch and rumble filters, adaptable input selector and headphones socket. In a follow-up article in Practical Wireless further modifications were suggested and these have been incorporated into the T30+30. These include RF interference filters and a tape monitor facility. Power output of this model is 30W rms per channel.

EXPORT A SPECIALITY!

Our Export Department can readily despatch orders of any size to any country in the world. Some of the countries to which we sent kits last year are shown in this advertisement. To assist in estimating postal costs our catalogue gives the weights of all packs and kits. This will be sent free on request, by airmail, together with our Export Postal Guide which gives current postage prices.

T20 + 20 AND T30 + 30
20W, 30W AMPLIFIERS



SPECIAL PRICES FOR COMPLETE KITS

T20+20 KIT PRICE £33.10


T30+30 KIT PRICE £38.40

EXPORT ORDERS: No minimum order charge! Prices same as for U.K. customers but no Value Added Tax charged. Postage charged at actual cost plus 50p documentation and handling. Please send payment with order by Bank Draft, Postal Order, International Money Order or cheque drawn on an account in the U.K. Alternatively for orders over £500 we will accept Irrevocable Letter of Credit payable at sight in London.

MUSCAT & OMAN
FRANCE
DENMARK
GAMBIA
AUSTRALIA
HONG KONG
NAURU
GERMANY
TUNISIA
LUXEMBOURG
NIGERIA
FINLAND
SOUTH AFRICA
CZECHOSLOVAKIA
AUSTRIA

NEW GUINEA
ISRAEL
GUERNSEY
CYPRUS
BELGIUM
UGANDA
BRUNEI
TRINIDAD
SOUTH WEST AFRICA
ITALY
JAVA
SIERRA LEONE
WINDWARD ISLANDS
CANADA
MALTA

WWII TUNER ★ ★




SPECIAL PRICE FOR COMPLETE KIT £47.70

AVAILABLE AS SEPARATE PACKS — PRICES IN OUR FREE CATALOGUE

Following the success of our **Wireless World FM Tuner Kit** this cost reduced model was designed to complement the **T20+20** and **T30+30** amplifiers and the cabinet size, front panel format and electrical characteristics make this tuner compatible with either. The frequency meter of the more advanced model has been omitted and the mechanics simplified, however the circuitry is identical and this kit offers most outstanding value for money. Facilities included are switchable a.f.c., adjustable, switchable muting, LED tuning indication and both continuous and push-button channel selection (readily adjusted by controls on the front panel)

POWERTRAN SFMT TUNER ★ ★



PRICE FOR COMPLETE KIT £35.90

AVAILABLE AS COMPLETE KIT ONLY

The requirement was a simple, low cost design which could be constructed easily without special alignment equipment but which still gives a first class output suitable for feeding any of our very popular amplifiers or any other high quality audio equipment. Not finding a suitable published circuit, the requirement was met by design and development work in our own laboratories and this tuner, which uses a pre-aligned front end module can be set up with the aid of nothing more sophisticated than a multi-meter. A phase-locked-loop is used for stereo decoding and controls include switchable a.f.c., switchable muting and push-button channel selection (adjustable by controls on the front panel). This unit matches well with the **T20+20** and **T30+30** amplifiers.

**INTERNATIONAL POWERSLAVE
200 + 200 watt AMPLIFIER**

NEW!

COMPLETE KIT AS FEATURED IN ELECTRONICS TODAY INTERNATIONAL

Super-Fi performance for studio / monitoring / h-fi use with the inherent reliability and ruggedness for the most demanding group / disco applications.

Features

- ★ over 200W rms continuous from each of 2 totally independent DC coupled amplifiers — over 800W peak power!
- ★ highly original fully complementary high linearity o/p stage utilizing the inherent symmetry of no less than 4 differential pairs!
- ★ ultra low feedback (an incredible low 14dB overall!) together with super high slewing rate (20V/μs) banish ricochet effects and TID!
- ★ distortion only 0.03% at FULL power 1KHz rising to only 0.07% at 10KHz (how many high power amplifier producers dare to quote at this frequency?)
- ★ independent stabilized power supplies driven by custom designed TOROIDAL transformers
- ★ inherent reliability — monster heat sinks for cool running at the hottest venues — electronic open and short circuit protection — 4 rugged power transistors/amplifier — each 250W rating
- ★ professional quality — metal oxide resistors, cermet adjusters, fibre glass boards, sturdy 19" rack mounting cabinet complete with sleeve and feet for free standing work too
- ★ easy to build — plenty of working space with ready access to all components, minimal wiring, extensive instructions suitable for both experienced constructors and newcomers to electronics — can be purchased one channel at a time
- ★ value for money — quality and performance comparable with ready-built amplifiers costing over £600!



PSI 4001 SLAVE MODEL

**OVER 800W
PEAK POWER!**



PSI 4002 STUDIO MODEL

Pack	Price
1. Fibre glass printed circuit board for power amp	£4.20
2. Set of capacitors, metal oxide resistors, thermistor, cermet pre-sets for power amp	£6.40
3. Set of semiconductors for power amp with mounting hardware, cooling tabs	£27.60
4. Pair of monster black drilled heat sinks, transistor mounting bracket	£6.90
5. Toroidal transformer, Primary 0-117V-234V, Secondaries 42-0-42V, 0-15V, 0-15V, Electrostatic screen	£19.20
6. Set of all parts for stabilized power supply including fibre glass printed circuit board, mounting bracket, semiconductors, resistors, capacitors, etc	£20.50
7A. Set of all parts for buffer/overdrive unit including fibre glass printed circuit board, semiconductors, resistors, capacitors, controls — required for PSI 4001 only	£3.80

Pack	Price
7B. Set of parts for peak power meter including professional quality meter, fibre glass printed circuit board, components, controls — required for PSI 4002 only	£11.50
8. Set of all miscellaneous parts including sockets, illum. mains switches, fuse holders, fuses, cut-outs, cable, etc	£12.10
9. Cabinet, including chassis, anodised silver on black panels, fixing parts etc. Please state whether Slave or Studio model required	£27.50
10. Handbook £0.50 or free on request when ordering any of above packs.	
2 each of packs 1-7 (A or B), 1 each B, 9 and 10 are required for complete 200 + 200W professional amplifier.	
Total cost of individually purchased packs (200 + 200W)	£216.00
PSI 4001	£216.00
PSI 4002	£232.20

PSI 4001 kit price **£205.00**

PSI 4002 kit price **£220.00**

SPECIAL OFFER PRICES FOR COMPLETE KITS —

Wireless World Designs: Full kits are not available for the projects below but PCBs and component sets are stocked. Further details of these and other packs are in our Free Catalogue

30W Bailey Amplifier	Regulated Power Supply for Bailey Amplifier	Price
BAIL Pk 1 F/Glass PCB	60VS Pk 1 F/Glass PCB	£0.85
BAIL Pk 2 Resistors, Capacitors	60VS Pk 2 Resistors, Capacitors	£2.20
BAIL Pk 3 Semiconductors	60VS Pk 3 Semiconductors	£3.10
	60VS Pk 6A Toroidal transformer	£8.80
Bailey Burrows Stereo Pre-Amp.	Stuart Tape Recorder	
BBPA Pk 1 F/Glass PCB (stereo)	TRRC Pk 1 Replay Amp F/G PCB (stereo)	£1.30
BBPA Pk 2 Resistor capacitors (stereo)	TRRC Pk 1 Record Amp F/G PCB (stereo)	£1.70
BBPA Pk 3R Rotary potentiometers (stereo)	TROS Pk 1 Bias/Erase F/G PCB (stereo)	£1.20
BBPA Pk 4R Rotary switches (stereo)		
Linsley-Hood Low Distortion Oscillator.	E. F. Taylor Pre-Amplifier	
LDO Pk 1 Fibreglass PCB	EFTP Pk 1 Fibreglass PCB (stereo)	£1.45
LDO Pk 2 M.O. Resistors capacitors	EFTP Pk 2 M.O. Res caps (stereo)	£3.20
LDO Pk 3 Semiconductors	EFTP Pk 3 Semiconductors (stereo)	£4.20

**Value Added Tax not included in prices
UK Carriage FREE**

SERVICING FACILITIES: Available for all ★★ complete kits
PRICE STABILITY: Order with confidence irrespective of any price changes we will honour all prices in this advertisement until June 30th, 1978, if this month's advertisement is mentioned with your order. Errors and VAT rate changes excluded
U.K. ORDERS: Subject to 12½% surcharge for VAT (i.e. add ½ to the price). No charge is made for carriage or current rate if charged
SECURICOR DELIVERY: For this optional service (U.K. mainland only) add £2.50 (VAT inclusive) per kit.
SALES COUNTER: If you prefer to collect your kit from the factory, call at Sales Counter (at rear of factory) Open 9 a.m. - 4.30 p.m. Monday - Thursday

QUALITY: All components are brand new first grade full specification guaranteed devices. All resistors (except where stated as metal oxide) are low noise carbon film types. All printed circuit boards are fibreglass, drilled roller tinned and supplied with circuit diagrams and construction layouts

FOR FURTHER INFORMATION PLEASE WRITE OR TELEPHONE FOR OUR FREE CATALOGUE

DEPT. WW5

POWERTRAN ELECTRONICS

PORTWAY INDUSTRIAL ESTATE, ANDOVER
ANDOVER HANTS SP10 3NN (0264) 64455

NEW! Improved stereo decoder (as described in April 1978 W W) F/Glass PCB, M.O Res, Caps, Cermet pre-sets, IC, IC socket **£6.30**

SQ QUADRAPHONIC DECODERS

These state-of-the-art circuits described by CBS are offered as kits of superior quality with close tolerance capacitors, metal oxide resistors and Fibreglass PCBs designed for edge connector insertion. Further information on these kits is given in our FREE CATALOGUE

- M1 Basic matrix decoder £5.90
- L1 Full logic decoder £17.20
- L2A Full logic decoder with variable blend £22.60
- L3A As L2A but with high performance discrete component front end £30.10
- (or with carbon film resistors) £25.90
- SQM1-30 Decoder complete with 30W rear channel amplifiers. Complete kit matches T30+30 amplifier £47.75

Marshall's

Come and get a great deal

Call in and see us 9-5.30 Mon-Fri 9-5.00 Sat
Express Mail Order Tel. orders on credit cards £10 min.
Trade and export enquiries welcome

A. Marshall (London) Ltd, Dept: WW London: 40-42 Cricklewood Broadway, NW2 3ET Tel: 01-452 0161/2 Telex: 21492 & 325 Edgware Rd, W2 Tel: 01-723 4242 Glasgow: 85 West Regent St, G2 2QD Tel: 041-332 4133 Bristol: 1 Straits Parade, Fishponds Rd, BS16 2LX. Tel. 0272 654201.

POPULAR SEMICONDUCTORS. (A very small selection from our vast stocks, please enquire about devices not listed.)

2N697	0.31	2N4302	0.15	2N4036	0.72	2N5190	0.65	AC177	1.00	BC117B	0.17
2N698	0.49	2N3414	0.48	2N4058	0.62	2N5210	0.38	AC222	0.65	BC172C	0.15
2N700	0.28	2N3415	0.18	2N4059	0.17	2N5220	0.15	AC330	0.60	BC173C	0.17
2N701	0.42	2N3416	0.21	2N4060	0.22	2N5225	0.16	AD150	3.10	BC177	0.22
2N929	0.37	2N3417	0.25	2N4061	0.27	2N5232	0.22	AD161	1.00	BC178B	0.35
2N930	0.37	2N3418	0.25	2N4062	0.28	2N5245	0.37	AD162	1.00	BC179B	0.25
2N1131	0.32	2N3441	0.92	2N4121	0.27	2N5248	0.14	AF106	0.60	BC182A	0.12
2N1303	0.80	2N3442	1.45	2N4122	0.27	2N5293	0.44	AF109	0.82	BC183A	0.12
2N1305	0.80	2N3565	0.25	2N4123	0.19	2N5294	0.44	AF114	0.70	BC183AL	0.15
2N1501	0.35	2N3566	0.25	2N4124	0.19	2N5401	0.44	AF115	0.70	BC184A	0.12
2N1502	0.35	2N3567	0.25	2N4125	0.19	2N5416	1.85	AF118	0.70	BC184L	0.15
2N1637	0.72	2N3638	0.17	2N4226	0.19	2N5447	0.18	AF124	0.75	BC205	0.17
2N1890	0.30	2N3639	0.30	2N4235	1.35	2N5448	0.18	AF139	1.30	BC212A	0.15
2N1893	0.30	2N3644	0.40	2N4236	1.85	2N5449	0.20	AF200	1.30	BC212A	0.15
2N1991	1.10	2N3662	0.25	2N4237	1.85	2N5457	0.35	AF201	1.30	BC213A	0.13
2N2193	0.50	2N3663	0.25	2N4240	1.70	2N5458	0.35	AF239	0.70	BC213A	0.15
2N2194	0.42	2N3638	0.17	2N4322	0.21	2N5555	0.65	AF240	1.25	BC213AL	0.17
2N2217	0.55	2N3703	0.14	2N4322	0.14	2N6109	0.55	AF279	0.88	BC214	0.17
2N2218	0.35	2N3704	0.14	2N4323	0.33	2N6112	0.44	AF280	0.88	BC214L	0.18
2N2219	0.35	2N3705	0.14	2N4340	0.60	2N6123	0.48	ASV28	1.30	BC236B	0.13
2N2221	0.28	2N3706	0.14	2N4401	0.20	2N6124	0.45	ASV55	0.70	BC239C	0.17
2N2222	0.25	2N3707	0.14	2N4402	0.20	2N6125	0.47	BC107	0.15	BC256A	0.29
2N2270	0.48	2N3708	0.12	2N4403	0.20	2N6288	0.50	BC108	0.15	BC257A	0.18
2N2368	0.27	2N3709	0.12	2N4404	0.20	2N6389	0.75	BC109	0.16	BC258	0.24
2N2369	0.27	2N3710	0.12	2N4405	0.20	2N6392	0.82	BC136	0.24	BC259	0.11
2N2483	0.30	2N3711	0.12	2N4406	0.20	2N6393	0.82	BC137	0.22	BC261A	0.25
2N2613	0.90	2N3712	1.39	2N4407	0.20	2N6394	0.82	BC138	0.44	BC262A	0.26
2N2646	0.80	2N3714	1.55	2N4408	0.20	2N6395	0.82	BC139	0.44	BC263B	0.28
2N2648	1.10	2N3716	1.70	2N4409	0.20	2N6396	0.82	BC140	0.30	BC264B	0.65
2N2904	0.31	2N3794	0.21	2N4410	0.20	2N6397	0.82	BC141	0.32	BC307B	0.16
2N2905	0.31	2N3819	0.38	2N4411	0.20	2N6398	0.82	BC142	0.32	BC307B	0.16
2N2906	0.25	2N3820	0.39	2N4412	0.20	2N6399	0.82	BC143	0.32	BC309C	0.16
2N2907	0.25	2N3821	0.39	2N4413	0.20	2N6400	0.82	BC144	0.32	BC327	0.22
2N2923	0.17	2N3822	0.27	2N4414	0.20	2N6401	0.82	BC145	0.32	BC328	0.20
2N2924	0.17	2N3823	0.27	2N4415	0.20	2N6402	0.82	BC146	0.32	BC337	0.20
2N2925	0.19	2N3824	0.27	2N4416	0.20	2N6403	0.82	BC147	0.32	BC341	0.17
2N3011	0.37	2N3855	0.30	2N4417	0.20	2N6404	0.82	BC148	0.32	BC414	0.17
2N3020	0.75	2N3856	0.30	2N4418	0.20	2N6405	0.82	BC149	0.32	BC415	0.16
2N3053	0.25	2N3859A	0.22	2N4419	0.20	2N6406	0.82	BC150	0.32	BC416	0.17
2N3054	0.72	2N3860	0.18	2N4420	0.20	2N6407	0.82	BC151	0.30	BC417	0.17
2N3055	0.75	2N3866	1.98	2N4421	0.20	2N6408	0.82	BC152	0.30	BC418	0.17
2N3108	0.75	2N3901	0.30	2N4422	0.20	2N6409	0.82	BC153	0.30	BC419	0.17
2N3133	0.50	2N3902	0.30	2N4423	0.20	2N6410	0.82	BC154	0.30	BC420	0.17
2N3242	0.68	2N3905	0.18	2N4424	0.20	2N6411	0.82	BC155	0.30	BC421	0.17
2N3265	0.35	2N3906	0.18	2N4425	0.20	2N6412	0.82	BC156	0.30	BC422	0.17
2N3301	0.45	2N3962	0.95	2N4426	0.20	2N6413	0.82	BC157	0.30	BC423	0.17
2N3302	0.39	2N4031	0.55	2N4427	0.20	2N6414	0.82	BC158	0.30	BC424	0.17
2N3392	0.17	2N4032	0.65	2N4428	0.20	2N6415	0.82	BC159	0.30	BC425	0.17
2N3394	0.17	2N4033	0.65	2N4429	0.20	2N6416	0.82	BC160	0.30	BC426	0.17
2N3397	0.19			2N4430	0.20	2N6417	0.82	BC161	0.30	BC427	0.17

ALL PRICES NOW INCLUDE VAT CORRECT AT 20.7%

Our range covers over 8,000 items. The largest selection in Britain. Top 200 ICs, TTL, CMOS & LINEARS

→ MICROPROCESSOR SUPPORT CHIPS ←

RAM		ROM		TRISTATE BUFFER		8080 SUPPORT	
2701-2	£3.63	1702AQ	£8.10	DM81L595	£1.36	8274	£4.58
2102-2	£1.94	52040	£11.00	DM81L596	£1.36	8228	£5.85
2111-2	£3.63	27080	£13.00	DM81L597	£1.36	8212	£3.10
2112-2	£3.63	2716	£40.00	DM81L598	£1.36	8216	£2.16
2107	£8.47					8226	£2.60
2116	£36.55					8253	£11.38

VAT INCLUSIVE PRICES
UART Modem Char. perf. etc Comp £16.83

MICRO CHIPS

SC/MP11	£12.96
6800P	£18.99
8080A	£7.42
57109	£12.75
57180	£10.25
57161	£10.25

CONVERT TV SET TO TELETYPE

The new CRT control chip from Thomson CSF SF95364. Convert your TV set into an electronic teletype - 16 lines x 64 characters - requires RAM character generator and little extra for a basic teletype. Available as chip or full display card. Full cursor control 5 volts TTL com. **NEW**patible line erase full card includes CHIP £17.20. UART Modem Char. perf. etc Comp £17.40. video out from encoded keybd in £151.

LEDS + OPTO

Displays 7 seg Com anode or cath	Extra 5mm	LEDS Red Gr Yell	Small 3mm
8mm HT £1.50		.18	.19
10mm HT £1.55		.20	.20
14mm HT £1.85		.40	.40
18mm HT £1.87		.60	.60

Full range + data in our 78 catalogue

MAIL ORDER

Express service on all orders - please add 40p for p/p to all orders. Telephone orders on credit cards £10.00 minimum.

DIL SKTS Low profile IC skts

8 pin	15p	22 pin	30p
14 pin	18p	24 pin	35p
16 pin	18p	28 pin	45p
18 pin	27p	40 pin	55p

EXTRAS

MM5303	£6.85
MM5307	£13.69
DM8678	£15.40
AY3233	£15.11

FULL RANGE OF Capacitors Resistors Pkg skts Meters Clocks Diodes Cables Cases In our new catalogue

TRIACS plastic pack 400v T0220

4 amp	72p	16 amp	93p
6 amp	72p	20 amp	£1.87
8 amp	72p	25 amp	£2.20

THRISTOR plastic power

4 amps	8 amps	12 amps
100v x 4	100v x 4	100v x 6
200v x 4	200v x 5	200v x 7
400v x 4	400v x 6	400v x 9

Branded Texas quality product

NEW 1978 CATALOGUE

40 page catalogue - new enlarged micro section - largest range of quality components from franchised suppliers available in UK. All VAT inclusive prices. Over 1000 line items plus lots more. 45p post paid or 35p to callers at any of our four branches.

BENTLEY ACOUSTIC CORPORATION LTD.

7A GLOUCESTER ROAD, LITTLEHAMPTON, SUSSEX, Tel. 6743 ALL PRICES SHOWN INCLUDE V.A.T. AT 12 1/2 %

0A2	1.20	6A4X	0.75	6L12	0.50	12AU6	0.55	30FL12	0.62	CV8	0.60	EL81	2.00
0B2	0.40	6BB6	0.75	6L18	0.60	12AU7	0.62	30FL14	0.62	CV8	1.00	EL82	2.00
0C3	0.50	6BA6	0.65	6L19	2.00	12AV6	0.60	30PL14	1.50	CY88	1.00	EL83	1.00
0Z4	0.55	6BC8	0.90	6DL2	0.48	12AX7	0.52	30PL15	1.50	CY1C	1.00	EL84	1.00
1A3	0.60	6BE6	0.70	6DL20	0.60	12BA6	0.50	35A3	0.80	CY31	1.00	EL85	0.95
1AGT	0.55	6BR6	1.00	6GTG7	0.70	12BE6	0.65	35C5	0.80	D1	0.50	EL86	0.95
1AGT	0.60	6B7G	1.10	6PL12	0.60	12B07	0.55	35D6	0.60	DAC32	0.90	EL87	0.95
1BC2	0.55	6B7E	0.75	6PL15	0.48	12BY7	1.15	35LG7	0.80	D63	0.50	EL88	0.95
1C01	0.50	6BK7A	0.85	6QZ7	0.75	12E1	3.55	40A4	0.55	DAF91	0.35	EL89	0.75
1D6	1.00	6BN8	1.50	6QZGT	0.75	12EGT	0.40	35Z3	0.60	DAF96	1.00	EL90	0.75
1HG7	0.60	6BQ5	0.48	6QZM7	0.75	12GT7	0.70	35Z4GT	0.70	DC90	0.70	EL91	0.50
1G0	0.60	6BR7A	1.40	6R7G	0.70	12K5	1.50	35Z5GT	0.80	DD4	0.60	EL92	0.50
1L1	0.25	6BR7	1.00	6R7GT	0.50	12K5	0.85	35Z6GT	0.70	DF33	0.75	EL93	0.50
1LD5	0.70	6B8X	1.25	6SA7	0.70	12K8	0.75	35Z7	0.70	DAC32	0.90	EL94	0.50
1LN5	0.70	6BW6	3.75	6SCTGT	1.00	12QGT7	0.50	50CD6G	0.40	DF96	1.00	EL95	0.50
1NSGT	0.75	6BW7	0.65	6SG7	0.70	12SATGT	0.75	50H5	0.85	DH83	0.75	EL96	0.50
1R5	0.20	6BK6	0.40	6SH7	0.70	12SCT	0.50	50LGT	1.00	DH76	0.50	EL97	0.50
1S4	0.40	6B77	0.45	6S7	0.70	12SG7	0.55	60K1	1.00	DHT7	0.60	EL98	0.50
1SS	0.55	6B26	0.50	6SK7	0.70	12S7	0.70	60K2	1.00	DH81	1.00	EL99	0.50
1T4	0.30	6C4	0.50	6SK7GT	0.70	12S7	0.60	77	0.45	DK40	1.00	EL100	0.50
1U4	0.70	6C8	0.65	6SQ7	0.70	12SK7	0.60	85A2	1.40	DK40	1.00	EL101	0.50
1U5	0.65	6C9	2.80	6L4GT	1.00	12SN7G1	0.75	85A3	1.40	DK91	0.50	EL102	0.50
2D21	0.55	6C10	1.00	6U7G	0.55	12R97	0.80	90C1	1.50	DK92	1.00	EL103	0.50
2G1K5	0.75	6CB6A	0.65	6V8	0.50	12S2GT	0.60	90V2	1.50	DK96	1.00	EL104	0.50
2X2	0.70	6C70	1.10	6PL12	0.60	12SRT	0.75	98C1	1.00	DL33	0.70	EL105	0.50
3A4	0.55	6CD6G	0.40	6X2	0.80	132W7	0.80	150C2	1.20	DL33	0.70	EL106	0.50
3B7	0.55	6CG8A	0.80	6X4	0.95	14H7	0.75	2155G	0.80	DL82	1.00	EL107	0.50
3D6	0.40	6CL6	0.75	6X5GT	0.50	14S7	1.00</						

SERVICE TRADING CO

WHY PAY MORE?!

MULTI RANGE METERS Type MF15A A.C./D.C. volts 10 50 250 500 1000 Ma 0.5 0.10 0-100 Sensitivity 2000V 24 range. diameter 133 x 93 x 46mm Price **£6.50** plus 50p P&P (**£7.56** inc VAT & P)



TRIAC

Raytheon tag symmetrical Triac. Type Tag 250/500v 10 amp 500 p.w. Glass passivated plastic triac. Swiss precision product for long term reliability **£1.25** P&P 10p (**£1.46** inc VAT & P) (inclusive of date and application sheet). Suitable Diac **22p**.

0 TO 60 MINUTES CLOCKWORK TIMER.

Double pole 15 amp 230VAC. Contacts (no dial) **£1.50**, P&P 30p (**£1.94** inc VAT & P)

MERCURY SWITCH

Size 27mm x 5mm 10 for **£5.00** inc VAT (**£5.72**) Min quantity 10



CONTACTOR

Mfg. by Honeyey Relays type C2839 220 250 AC opt. Contact 4C, 0 at 20 amp at 440 volts AC price **£6.00** P&P 75p (**£7.29** inc VAT & P)



230 VOLT AC FAN ASSEMBLY

Powerful continuously rated AC motor complete with 5 blade 6 1/2" aluminium fan. New reduced price **£3.00** P&P 65p (**£3.94** inc VAT & P)



21-WAY SELECTOR SWITCH with reset coil

The ingenious electro-mechanical device can be switched up to 21 positions and can be reset from any position by energising the reset coil 230/240v A.C. operation. Unit is mounted on strong chassis. Complete with cover. Price **£5.50** P&P 75p (**£6.75** inc VAT & P)



VORTEX BLOWER AND VACUUM UNIT

Dynamically balanced to totally enclosed 9" rotor with max. air delivery of 1.5 cubic metres per min. Max static pressure 600mm W.G. Suction or blow from 2 side-by-side 37mm I.D. circular apertures fitted to base of unit. Powerful continuously rated 115v a.c. motor mounted on alloy base with fixing facilities. Dimensions Length 22cm x width 25cm x height 25cm



These units are ex-equipment but have had minimum use. Fully tested prior to despatch. Price **£12** + **£1.50** P&P (**£14.58** inc VAT & P). Suitable transformer for 230/240v a.c. **£6** + **£1.18** P&P (**£7.56** inc VAT & P).

CENTRIFUGAL BLOWER

Smith type FFB 1906 022 220 240v A.C. Aperture 10x4 1/2cm overall size 16x14cm Price **£3.75** p&p 75p (inc VAT **£4.86**). Other types available phone for details

NI-CAD BATTERY

Height (mm)	Width (mm)	Length (mm)
35 AH 1.2v Merat Postage 30p per unit	219	75 29

MINIATURE UNISELECTOR

12v 11 way 4 bank (3 non-bridging, 1 homing) **£2.50** P&P 35p (**£3.08** inc VAT & P)



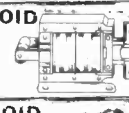
MICRO SWITCHES

Sub-min lever m/switch type MML46 10 for **£2.50**. Type 3 115M 906T 10 for **£2.50** post paid (**£2.70** inc VAT & P). BF lever operated 20c c/o m/ Unimax USA 10 for **£4.00** plus 50p P&P (min. order 10) (**£4.85** inc VAT & P). D.P.C. O lever m/switch mfg by Cherry Co. USA. Precious metal, low resistance contacts. 10 for **£2.50**, P&P 30p. Total inc VAT **£3.02** (min 10)



NEW HEAVY DUTY SOLENOID

Mfg by Magnetic Devices 240v A.C. Operation approx. 20h pull at 1 2/5" Price **£7.00** P&P 75p (**£8.37** inc VAT & P). Similar to above approx. 10h pull **£3.50** P&P 80p (**£4.43** inc VAT & P)



230-250 VOLT A.C. SOLENOID

Similar in appearance to illustration. Approximately 1 1/2" pull. Size of feet 1 3/4" x 1 3/8" 16" Price **£1.00** Post 25p (**£1.35** inc VAT & P)



24 VOLT D.C. SOLENOIDS

UNIT containing 1 heavy duty solenoid approx. 25 lb. pull at 1 in. travel 2 solenoids of approx. 1 lb. pull at 1/2 in. travel 6 solenoids of approx. 4 oz. pull at 1/2 in. travel Plus 1 24V D.C. heavy duty 1 maker relay Price **£3.00** Post **£1.00** (**£4.32** inc VAT & P) **ABSOLUTE BARGAIN**



240 A.C. SOLENOID OPERATED FLUID VALVE

Rated 1 p.s.i. will handle up to 7 p.s.i. Forged brass body, stainless steel core and spring 1/2 in. b.s.p. inlet outlet. Precision made British mfg. PRICE **£2.75** Post 50p (**£3.57** inc VAT & P)



VARIABLE VOLTAGE TRANSFORMERS

INPUT 230 v. A.C. 50/60
OUTPUT VARIABLE 0/260v. A.C.



BRAND NEW. All types.
200W (1 Amp) fitted A/C volt motor **£12.50**
0.5 KVA (Max. 2 1/2 Amp) **£15.00**
1 KVA (Max. 5 Amp) **£19.50**
2 KVA (Max. 10 Amp) **£32.00**
3 KVA (Max. 15 Amp) **£39.50**
4 KVA (Max. 20 Amp) **£60.00**

Carriage extra

LT TRANSFORMERS

0 12v 24v at 1 amp **£2.50** p&p 50p (**£3.24** inc VAT & P)
0 15v at 1 amp + 0 15v at 1 amp 3 1/2 v 1 amp **£2.50** p&p 50p (**£3.24** inc VAT & P)
25 0 25v at 2 1/2 amp **£4.50** p&p 75p (**£5.67** inc VAT & P)
0 12v/24v 10 amp **£12.35** p&p £1 50 (**£14.96** inc VAT & P)
0 1v/6v/24v 32v at 12 amp **£13.00** p&p £1 50 (**£15.66** inc VAT & P)
0 12v at 20 amp, or 0 24v at 10 amp **£12.00** p&p £1 50 (**£14.58** inc VAT & P)
0 6v/12v/17v/18v/20v at 20 amp **£14.00** p&p £1 50 (**£16.74** inc VAT & P)
0 6v/12v at 20 amp **£11.85** p&p £1 00 (**£13.88** inc VAT & P)
Other types in stock phone in enquiries

COMPRESSOR, precision built by Emerson USA

Horizontally opposed twin head diaphragm type producing 20lps Plus P 5 1 per head 3.5 plus C.F.M. Output virtually pulse free. Powered by 110v A.C. motor size 30x23x15cm. Weight 7 kilos. Price **£20 p&p £2 00** inc VAT **£23.76**. Specially designed case and reflector for Hy-Light. **£18.00** inc. Suitable transformer for 230 240v A.C. **£8.00** p&p **£1 00** inc VAT **£19.72**.

STROBE! STROBE! STROBE!

HY-LIGHT STROBE KIT Mk. IV
Latest type Xenon white light tube. Solid state timing and triggering circuit. 230 240 volt A.C. operation. Speed adjustable 1-20 f.p.s. Designed for large rooms, halls, etc. Light output greater than many (so called 4 Joule) strobes. Price **£18.00** post £1 (**£20.56** inc VAT & P). Specially designed case and reflector for Hy-Light. **£8.25** Post **£1 00** (**£9.99** inc VAT & P)

ULTRA VIOLET BLACK LIGHT FLUORESCENT TUBES
4ft. 40 watt £7.75 (callers only) **2ft. 20 watt £5.50** Post 60p (For use in stan. bi-pin fittings) **Mini 12in. 8 watt £2.50** Post 25p (**£2.97** inc VAT & P) **9in. 6 watt £2.00** Post 25p (**£2.43** inc VAT & P) **8 P. 6in. 4 watt £1.75** Post 25p (**£2.16** inc VAT & P). Complete ballast unit. Either 6", 9" or 12" tube 230V A.C. op. **£3.50** plus P&P 40p (**£4.21** inc VAT & P). Also available for 12V D.C. op. **£3.50** plus P&P 40p (**£4.21** inc VAT & P)

WIDE RANGE OF DISCO LIGHTING EQUIPMENT
S.A.E. (Footscap) for details

XENON FLASH GUN TUBES
Range of Xenon tubes available from stock. S.A.E. for full details

RELAYS

Wide range of AC and DC relays available from stock. Phone or write in your enquiries

230/240V A.C. Relays: Arrow 2 c/o 15 amp **£1.50** (**£1.84** inc VAT & P)
T & C open type 3 c/o 10 amp **£1.10** (**£1.40** inc VAT & P) Mag. Devices 2 c/o 20 amp **£1.50** (**£1.84** inc VAT & P) Omron or Keyswitch 1 c/o 7 amp **£1.00** (**£1.30** inc VAT & P)

D.C. Relays: Open type 9 12V 3 c/o 7 amp **£1.00** (**£1.30** inc VAT & P) Sealed 12V 2 c/o 7 amp octal base **£1.00** (**£1.30** inc VAT & P) Sealed 12V 3 c/o 7 amp octal base **£1.25** (**£1.56** inc VAT & P) Sealed 12V 3 c/o 7 amp 11-pin **£1.35** (**£1.67** inc VAT & P) 24V Sealed 3 c/o 7 amp 11-pin **£1.35** (**£1.67** inc VAT & P) (amps = contact rating) P&P on any Relay 20p
Other types available - phone for details

RESET COUNTER

230 volts AC 3 digits mly. Veeder Root type LL 144L **£17.95** P&P 25p (**£2.16** inc VAT & P)
7 digit 24 v d.c. non set **£1.50** P&P 25p (**£1.89** inc VAT & P)
6 digit 24 v d.c. resettable **£3.00** P&P 25p (**£3.51** inc VAT & P)



BIG INCH

Tiny precision built 3 rpm USA motor size only 1 x 1 1/4 inches! AC op. supplied with resistor for 230 volt AC price **£2.37** p&p 20p. 4 for **£9.50** post paid



INSULATION TESTERS (NEW)


Test to I.E.E. spec. Rugged metal construction suitable for bench or field work constant speed clutch. Size L 8 in W 4 in H 6 in weight 6 lb
500 VOLTS 500 megohms **£49.00** Post **£8p** (**£57.78** inc VAT & P)
1000 VOLTS 1000 megohms **£55.00** Post 80p (**£60.26** inc VAT & P) SAE for leaflet



VAT AT CURRENT RATE MUST BE ADDED TO ALL ORDERS FOR THE TOTAL VALUE OF GOODS INCLUDING POSTAGE UNLESS OTHERWISE STATED
ACCOUNT CUSTOMERS MIN. ORDER £10.00

GEARED MOTORS

100 R.P.M. 115 lbs. ins.!!
115 lbs ins. 110 volt 50Hz 2.8 amp. single phase split capacitor motor Immense power Continuously rated Totally enclosed Fan cooled In-line gearbox. Length 250mm Dia 135mm Spindle Dia 15.5mm Length 145mm. Ex-equipment tested **£12.00** Post **£1.50** (**£14.58** inc VAT & P) Suitable transformer 230/240 volt **£8.00** Post 75p (**£9.45** inc VAT & P)



BODINE TYPE GEARED MOTOR

(Type 1) 71 r.p.m. torque 10 lb in. Reversible 1/70th h.p. cycle 38 amp This U.S.A. motor is offered in with transformer for 230/240v AC input Price **£6.25** Post 75p (**£7.56** inc VAT & P) or less transformer **£3.75** Post 65p (**£4.75** inc VAT & P) (Type 3) 71 r.p.m. 230 volt A.C. Continuously rated. Non reversible **£6.50** Post 75p (**£7.83** inc VAT & P)
28 r.p.m., 20lb. inch approx 115v a.c. Reversible similar to above drawing. Mag. by Wynstruments. Price **£4.75** + 75p p&p. Total inc VAT **£5.94**. Supplied complete with transformer for 240v AC operation **£7.25** P&P £1 inc VAT **£8.91**.



FRACMO

50 pm 50lbs. inch 240VAC reversible 0.7 amp shaft length 3mm. 110mm weight 6 kilos 600 grams. Price **£15.00** P&P 1 50 (**£17.82**).



PARVALUX GEARED MOTOR

type 5018 24v AC reversible 30 rpm 50lbs inc Price **£15.00** P&P 1 50 + 17.82 inc VAT



A.E.G. WATER PUMP

200/240v a.c. motor 2850 rpm. 480w approx. 1/3 hp. drawing a centrifugal pump with 1 1/2" inlet and outlet delivering approx 40 galls per min at 10ft. head. Ideal for pumping or circulating any non corrosive light viscosity liquid. Dozens of uses in industrial labs etc. Note this pump is not self-priming. Price **£15** + 75p P&P (**£17.01** inc VAT & P)



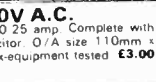
CITENCO 19 RPM

FHP motor type C 7333 150 230/240v a.c. 19 rpm reversible motor torque 14.5 kg Gear ratio 144:1 Brand new incl capacitor, our price **£14.25** + **£1.25** P&P (**£16.20** inc VAT & P)



REVERSIBLE MOTOR 230V A.C.

General Electric 230v A.C. 1.600 r.p.m. 0.25 amp. Complete with anti-vibration mounting bracket and capacitor. O/A size 110mm x 95mm Spindle 5/16" dia 20mm long. Ex-equipment tested **£3.00** Post 50p (**£3.78** inc VAT & P)



METERS 90mm Diameter

3" dia type B212 U2A USA 0 200A 0 50A 0 100A A.C. Amps type B212 U1A USA 0 50A DC Volts type B5C5 0 15v 0 30v AC Volts type B272 0 150V 0 300V Altair **£3.50** P&P 50p **£4.32** inc VAT



'VENNER TYPE' ERD TIME SWITCH

200/250V A.C. 30 amp. 2 on/2 off every 24 hrs. at any manually pre-set time. 36 hour spring reserve and day omitting device. Built to highest Electricity Board specification. Price **£7.75** P&P 75p (**£9.18**).



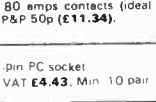
SANGAMO WESTON TIME SWITCH

type 25T 20 250 v a.c. 2 on 2 off every 24 hours. 20 amps contacts with override switch dia. 4 x 3". price **£6.00** P&P 50p (**£7.02** inc VAT & P) Also available with solar dial.




A.E.G. TIME SWITCH

200/250V A.C. 1 on/1 off every 24 hrs. 80 amps contacts (ideal storage heater) spring reserve. Price **£10.00** P&P 50p (**£11.34**).



A.C. MAINS TIMER UNIT

Based on an electric clock, with 25 amp. single-pole switch which can be preset for any period up to 12 hrs. ahead to switch on for any length of time, from 10 mins to 6 hrs. then switch off. An additional 60 min audible timer is also incorporated. Ideal for Tape Recorders. Lights Electric Blankets etc. Attractive satin copper finish. Size 135 mm x 130 mm x 60 mm. Price **£2.25** Post 40p. (Total inc VAT & Post **£2.87**).



POWER RHEOSTATS

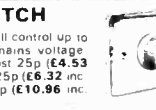
New ceramic construction, vitreous enamel embedded winding, heavy duty brush assembly continuously rated.

25 WATT 10 25 100 150 250 500 1k 1.5k ohm **£2.40** Post 25p (**£2.61** inc VAT & P) **50 WATT** 100 500 1k ohm **£2.90** Post 25p (**£3.40** inc VAT & P) **100 WATT** 1 1/5 10 25 50 100 250 500 1k 1.5k 2.5k 5k ohm **£5.50** Post 35p (**£6.32** inc VAT & P)
Black Silver Skirted knob calibrated in Nos 1-9 1 1/2 in. dia brass bush. Ideal for above Rheostats. **24p ea.**



600 WATT DIMMER SWITCH

Easily fitted. Fully guaranteed by makers. Will control up to 600w of lighting except fluorescent at mains voltage. Complete with simple instructions. **£3.95** Post 25p (**£4.53** inc VAT & P) 1000 watt model **£5.60** Post 25p (**£6.32** inc VAT & P) 2000 watt model **£9.75** Post 40p (**£10.96** inc VAT & P)



ALL MAIL ORDERS. ALSO CALLERS AT:

57 BRIDGMAN ROAD, CHISWICK, LONDON, W4 5BB. Phone: 01-995 1560
Closed Saturdays.

SERVICE TRADING CO.

SHOWROOMS NOW OPEN
AMPLE PARKING

PERSONAL CALLERS ONLY

9 LITTLE NEWPORT STREET, LONDON, WC2H 7JJ.
Tel.: 01-437 0576

EASY BUILD SPEAKER DIY KITS
Specially designed by RT-VC for cost-conscious hi-fi enthusiasts, these kits incorporate two teak-simulate enclosures, two EMI 13" x 8" (approx.) woofers, two tweeters and a pair of matching crossovers. Supplied complete with an easy-to-follow circuit diagram, and crossover components.

STEREO PAIR Input 15 watts rms, 30 watts peak, each unit. Cabinet size 20" x 11" x 9 1/2" (approx.). **£2800** + p & p £5.50

SPEAKERS AVAILABLE WITHOUT CABINETS. It's the units which we supply with the enclosures illustrated. Size 13" x 8" (approx.) woofer (EMI). **£1700** per tweeter, and matching crossover components. stereo pair. Power handling 15 watts rms, 30 watts peak. + p & p £3.40

COMPACT FOR TOP VALUE These infinite baffle enclosures come to you ready mired and professionally finished. Each cabinet measures approx. per stereo pair 12" x 9" x 5" deep, and is in wood simulate. Complete with two 8" (approx.) speakers for maximum power handling of 7 watts. **£850** + p & p £2.20

SPEAKERS Two models - Duo IIb, teak veneer, 12 watts rms, 24 watts peak, 18 1/2" x 13 1/2" x 7 1/2" (approx.). Duo III, 20 watts rms, 40 watts peak, 27" x 13" x 11 1/2" approx. Duo IIb **PER PAIR £17** Duo III **PER PAIR £52** + p & p £6.50

DECCA 20 WATTS STEREO SPEAKER stereo pair. This matching loudspeaker system is hand made, kit comprises of two 8" diameter approx. base drive unit, with heavy die cast chassis laminated cones with rolled P.V.C. surrounds, two 3 1/2" diameter approx. domed tweeters complete with crossover networks. **£4.00 p & p £20.00**

PERSONAL SHOPPERS
STEREO CASSETTE record/replay fully built P.C. board Ex equipment without guarantee **£195**
AM, FM, TUNER P.C.B. with Mullard L.P. 1186, 1185, 1181 modules. **£950**
100K Multiturn Varicap tuning pots, 6 for **£100**
PAIR STEREO 8 WATT SPEAKERS 8" bass units with 3 1/2" app. tweeters Size 16 1/2" x 11" x 8 1/2" **£9.95**
Plinth & cover BSR or Garrard teak finish **£600**
DECCA DC1000 Stereo Cassette P.C.B. complete with switch oscillator coils and tape-heads **£295**
FERGUSON, 3-speed, 7" tape transport mechanism, complete with top covers. **£1595**

20 x 20 WATT STEREO AMPLIFIER **£2990**
Superb Viscount IV unit in teak-finished cabinet. Silver fascia with aluminium rotary controls and pushbuttons, red mains indicator and stereo jack socket. Function switch for mic, magnetic and crystal pick-ups, tape, tuner, and auxiliary Rear panel features two mains outlets, DIN speaker and input sockets, plus fuse. 20 + 20 watts rms, 40 + 40 watts peak.

30 x 30 WATT AMPLIFIER KIT **£2900**
Specially designed by RT-VC for the experienced constructor, complete in every detail. Same facilities as Viscount IV amplifier. 60 + 60 peak. p & p £2.50

NOW AVAILABLE fully built and tested. **£39** p & p £2.50

SPECIAL OFFER - to Personal Shoppers
BSR TYPE 131 Professional Series with C/balanced arm and removable head shell/ceramic cartridge auto manual deck complete with plinth and cover ready wired. **£1895**

000-ON STEREO CASSETTE TAPE DECK KIT
Designed for the experienced D.I.Y. man. This kit comprises of a tape transport mechanism, ready built and tested record/replay electronics with twin V.U. meters and level control for mating with mechanism. Specifications: Sensitivity - Mic, 0.85 mV @ 20K OHMS; Din, 40mV @ 400K OHMS; Output - 300mV RMS per channel @ 1KHz from 2K OHMS source; Cross Talk - -30db; Tape Counter - 3 Digit - Resetttable; Frequency Response - 40Hz - 8KHz ± 6db; Deck Motor - 9 Volt DC with electronic speed regulations; Key Functions - Record, Rewind, Fast Forward, Play, Stop & Eject. p & p £2.50 **£1995**
Opt. Extras: Mains Trans. to suit **£2.50** p.p. £1.

RTVC Send stamped addressed envelope for further details. Order by giving credit card number ONLY.

323 EDGWARE ROAD, LONDON W2
21c HIGH STREET, ACTON, W3 6NG
ALL PRICES INCLUDE VAT AT 12 1/2%
All items subject to availability.
Price correct at 1.3.78 and subject to change without notice

45 WATT MONO DISCO AMP **£3500**
p & p £2.50
Size approx. 13 1/2" x 5 1/2" x 6 1/2"
45 watts rms, 90 watts peak output. Big features include two disc inputs, both for ceramic cartridges, tape input and microphone input. Level mixing controls fitted with integral push-pull switches. Independent bass and treble controls and master volume.

70 & 100 WATT MONO DISCO AMP
Size approx. 14" x 4" x 10 1/2"
Brushed aluminium fascia and rotary controls.
Five vertical slide controls - master volume, tape level, mic level, deck level. PLUS INTER-DECK FADER for perfect graduated change from record deck No. 1 to No. 2, or vice versa. Pre-fade level control 70 watt (PFL) lets YOU hear next disc before fading it in. VU meter monitors output level. Output 100 watts RMS 200 watts peak. 100 watt **£57** p & p £4.00 **£65**

CHASSIS RECORD PLAYER DECKS
Size 12" x 8 1/2" approx.

GARRARD DECK CC10A **£7.95**
Record changer with cue, stereo ceramic Cartridge. P&P £2.00


BSR MP60 TYPE Single play record player less cartridge. **£1595** p & p £2.55
Cartridges to suit above
Acos. magnetic stereo **£4.95**
Ceramic stereo **£1.95**
BSR automatic record player deck cueing device and stereo ceramic head. p & p £2.55 **£995**
BSR MP 60 type, complete with magnetic cartridge, diamond stylus, and de luxe plinth and cover. p & p £4.50
Home 8 Track cartridge player. This unit will match with the Viscount IV 9" x 8" x 3 1/2". p & p £2.50 **£1650**

EASY TO BUILD RECORD PLAYER KIT for the D-I-Y man who requires a stereo unit at a budget price, comprising read assembled stereo amp. module, Garrard auto/manual deck with cueing device, pre-cut and finished cabinet work. Output 4 watts per channel, phones socket and record/replay socket. Without speakers. **Our price ONLY £17.95** p & p £2.00

Personal Shoppers EDGWARE ROAD LONDON W2 Tel: 01-723 8432. 9.30am-5.30pm. Half day Thursday. ACTON: Mail Order only. No callers. GOODS NOT DESPATCHED OUTSIDE UK

NASCOM I Z80 MICROCOMPUTER Starts at £197.50 + VAT

Immediately a Market Leader.
Greater expansion potential announced in April.
RAM Boards up to 32K.
Special I/O Boards.
High-level Language Boards.
Proposed Mini Floppy Disc.
Centronics Printer at NASCOM Price.



Lynx Electronics
(LONDON) LTD.

92 BROAD STREET
CHESHAM, BUCKS.
Tel: Chesham (02405) 75154
Telex: 837571

Electronic Brokers Ltd

The Test Equipment People


Calibrated & Guaranteed 12 Months

GOULD ADVANCE

Modular Pulse Generator PG.52. System of 5 signal generating & processing units. Repetition freqs. up to 20MHz & output pulses to 20V (50Q). Rise & Fall times 5 nsec. Its versatility enables the production of complex pulse & ramp waveforms not obtainable from conventional pulse generators. **£425.00**

Double Pulse Generator PG5002D. Main pulse width 0.1µsec to 1sec. Rise time 12nsecs. Amplitude 8mV to 50 volts. Repetition rate 0.1Hz-1MHz. **£150.00**

Double Pulse Generator PG.56. Pulse Amplitude 0.1V-10V Sq wave 0-10V. Rise Time 10nsec (typically). **£100.00**



Pulse Generator PG59 (Type CT600). Produces a pulse controllable in frequency, width, amplitude, delay and rise and fall times. Also produces prepulse and gate outputs. Repetition frequency 1Hz to 10MHz. Pulse width 25nsec to 1sec. Rise and fall times 12nsec to 1 sec. Delay 25µsec to 1sec. Trigger: Internal, external and single shot. **£595.00**


LR100X-Y Plotter. Specification. Main frame, Frequency response 1Hz. Plug-in amplifiers. LR120 general purpose amplifier LR121 time base. Full specification on request. **£235.00**

R.F. Signal Generator B4B7. 30kHz-30MHz. O/p. 1µV to 100mV. Output z. -75Ω Int. Mod. 400Hz 0-80% Provision for Ext. Mod Audio o/p 0-10V at 400Hz into 600Ω. **£165.00**

AF Signal Generator H1E. Specification. Frequency range, 15Hz-50kHz. AF Output. Sine Wave. 200µV. to 20V r.m.s. ±2 dB. Square Wave. 1.4mV to 14V peak to peak approximately. **£80.00**

Signal Generator J3. Frequency range 10Hz to 100kHz Sine & Square output. Metered o/p. **£150.00**

Signal Generator J4. Frequency range 10Hz to 100kHz. Sine and square o/p. **£140.00**



Wide range oscillator SG 67A. Frequency range 1Hz to 1MHz. Sine and square wave. **£95.00**

Low Distortion Oscillator SG 68A. 1.5Hz-150kHz. Output waveforms. Low distortion < 0.01% (40Hz-20kHz). Low distortion < 0.05% (20kHz-150kHz). Square wave. Typically 600Ω impedance. Max. output 4V (r.m.s.). Battery operated. **£175.00**

True R.M.S. Voltmeter DRM6. 100mV-1kV (6 ranges). 100% over-range. C.M.R. 90dB (DC-50Hz). **£395.00**

Frequency Counter TC16. 5Hz-80MHz. 5 digit display, 1MHz crystal. Frequency and count functions. **£110.00**

Timer Counter TC17A. 6 digit. DC-80MHz. Gate times 10µs to 10s in decade steps. Sensitivity 25mV (r.m.s.) sine wave. Overload protected. **£215.00**

Timer Counter TC18. Specification. Frequency Measurement. Input 1. 10Hz to 100MHz. Input 2. 10MHz-512MHz. Both inputs direct counting. Sensitivity 35mV r.m.s. to 40MHz. 50mV r.m.s. at 100MHz. Input 2 sensitivity 35mV r.m.s. to 40MHz to 400MHz. 50mV r.m.s. to 512MHz. Display 6 digit dot matrix L.E.D. **£245.00**

Timer Counter TC22. Measures. Frequency 0C-100MHz. 6 digit. time, period, period average, count, totalise, pulse width, ratio. **£275.00**

Digital Multimeter DMM3. 3½ digit. Maximum reading 1999. 25 ranges of measurement. AC and DC volts. AC and DC current. Resistance. Dual Polarity. Remote hold. **£115.00**

STRIP CHART RECORDER OMNISCRIBE A.5000 Series. One & Two Pen "As New Condition". Full specification on request.

- A.5110-1 **£200.00**
- A.5112-2 **£225.00**
- A.5123-1 **£300.00**
- A.5120-5 **£300.00**
- A.5132-4 **£320.00**
- A.5221-4 **£400.00**
- A.5212-4 **£380.00**
- A.5230-4 **£450.00**
- A.5222-2 **£410.00**

Off Air Frequency Standard OFS-1 **£120.00**

VHF Square Wave Generator SG21. 10kHz-100MHz. **£60.00**

A.F. Signal Generator J2E. 15Hz-50kHz. o/p (600Ω) 0.1mW-1W. **£120.00**

A.C. Millivoltmeter VM77C. 0.001V-300V f.s.d. (12 ranges) 15Hz-4.5MHz. **£55.00**

Timer Counter TC14. 9 digit. Display storage. DC-250MHz. Time gate selectable 0.1µs-100s. Multiple period average 10-100. Sensitivity 10mV, 100mV, 500mV. Overload protected. **£400.00**

Timer Counter TC15. 9 digit with storage and plug-in capability. DC-250MHz. Spec. similar to TC14. **£500.00**

Plug In Unit TC15 P1. 1MHz-500MHz. 10mV-1V. Full 500MHz display with 1Hz resolution in only 2 secs. **£150.00**

Portable Oscilloscope OS245A. Dual trace. DC-10MHz. 5mV/div. 4" rectangular CRT. BRAND NEW. **£232.00**

TEKTRONIX

Bench Oscilloscope Type 531A c/w dual trace vertical plug-in unit CA. DC-13.5MHz. Sensitivity 50mV-20V/Div. Time base ranges 100ns to 5S/Div. Timebase modes, A, X5. Internal voltage calibrator 0.2mV-100V. 1kHz square wave. **£290.00**

Bench Oscilloscope Type 647A c/w dual trace vertical plug in unit 10A2A & delayed time base plug in unit 11B2A. DC-100MHz. Sensitivity 10mV-20V/Div. Time base ranges 100ns-5S/Div on A & B. Time base modes A only. Intensified, delayed sweep. X10. Internal voltage calibrator 0.2mV-100V. 1kHz square wave. **£1200.00**

Bench Oscilloscope Type 585A c/w dual trace vertical plug in unit Type 82. DC-80MHz. Sensitivity 10mV-50V/Div. Time base ranges A 50ns-2s/Div. 2.2µs-1s/Div. Time base modes A, B, intensified, delayed, X5. Internal voltage calibrator 0.2mV-100V. 1kHz square wave. **£775.00**

Bench Oscilloscope Type 547 c/w dual trace vertical plug in unit 1A1. DC-50MHz. Sensitivity 5mV-20V/Div. Time base ranges 100ns-5S/Div A and B. Time base modes A, B, intensified, delayed sweep, alternate sweep. X 2.5-10. Internal voltage calibrator 0.2mV-100V. 1kHz square wave. **£775.00**

Bench Oscilloscope Type 546. c/w dual trace vertical plug in unit 1A1. As 547, but without alternate sweep. **£740.00**

Bench Oscilloscope 545B c/w dual trace vertical plug in unit CA. DC-24MHz. sensitivity 50mV to 20V/Div. Time base ranges A 100ns - 5S/Div. B2 µs-1s/Div. Time base modes A, B, intensified, delayed sweep. X5. Internal voltage calibrator 0.2mV-100V. 1kHz square wave. **£555.00**

Bench Oscilloscope Type 543B c/w dual trace vertical plug in unit CA. As 545B & CA, without B time base. With X2-X10. Horizontal gain. **£450.00**

Dual Trace Portable Oscilloscope 485. DC-350MHz. Sensitivity 5mV-5V/Div. Input impedance 1MΩ or 50Ω. Time base ranges 1ns-0.5s/Div on A and B. Time base modes: A, B, intensified, delayed sweep, alternate sweep. **£2,900.00**

Time Marker Generator 184. 16 marker intervals, 5 sine wave frequencies. 500MHz sine wave output. Crystal controlled oscillator. 10MHz ± 0.001%. **£275.00**

2101 5ns Pulse Generator with Delay. 2.5Hz-25MHz repetition rate. Variable baseline offset. 5ns risetime and fall time. Paired, undelayed, delayed and output latched on modes. External gate input. Simultaneous positive and negative going pulses 10volts into 50Ω. **£575.00**

2901 Time Mark Generator. 16 marker intervals, 4 sine wave frequencies. 500MHz sine wave output. Crystal controlled oscillator. 8 trigger pulse intervals. **£450.00**

General Purpose Oscilloscope 515A. DC-15MHz. Single trace. 50mV-20V/cm. **£185.00**

TV Waveform Monitor 525 **£165.00**

Plug In Unit Power Supply 132 **£120.00**


Spectrum Analyser Plug In 3110 (for 560, and 564 series 'scopes). 1-36MHz. **£415.00**

4-Trace Plug In Unit "M" (for use with 530, 540 & 580 series) **£250.00**

Differential Plug In Unit "W" **£325.00**

Oscilloscope Camera Unit C12 **£190.00**

Digital Readout Oscilloscope 567. Choice of plug-ins available. Mainframe price **£510.00**



Constant Amplitude Signal Generator 191. 350kHz-100MHz. Sine wave. 5mV-5.5V constant amplitude. 50kHz Amplitude reference. **£350.00**

COHU

Precision DC Voltage Standard 304. 0-1 kV in 3 decades. 0-50mA at any voltage setting. Accuracy 10V range 0.003% +10µV. 100V range 0.003% +20µV. 1kV range 0.003% +40µV. **£450.00**

WAYNE KERR

Universal Bridge B221A = CT530. 10S/948-8768. 0.1% accuracy. Measures R +ve or -ve. G +ve or -ve. C (x1). L (1592Hz). Source frequency (1592Hz) (int) 50Hz-20Hz (Ext). Mains operated. Weight 11 kg. **£275.00**

Low Impedance Adaptor Q221A. For use with B221A permitting impedance measurements of < 10Ω to be made. **£75.00**

Component Bridge B521 (Ministry Type CT375). A general purpose component bridge for measuring L.C. & R. & combinations of R & Reactance. It can be used to measure components in situ. Capacitance 1pF to 5F. Resistance 1 milliohm to 100Mohm. Inductance 1µH to 500kHz. **£115.00**

ELECTRONIC BROKERS LIMITED
 49-53 Pancras Road, London NW1 2QB
 Tel. 01-837 7781. Telex: 298694

Hours of Business: 9 a.m.-5 p.m.
 Mon.-Fri.: closed lunch 1-2 p.m.

Carriage and Packing charge extra on all items unless otherwise stated.

WW-112 FOR FURTHER DETAILS



Calibrated & Guaranteed 12 Months

Electronic

The Test Equipment People

HEWLETT PACKARD

True R.M.S. Voltmeter 3400A. 1mV-300V (12 ranges) dB range -72 +52 dBm Frequency range 10Hz to 10MHz
£415.00

D.C. D.V.M. 3430A. 3 digit. 5 ranges 100mV-100V Input Resistance 10MΩ Overload protected
£145.00

Digital Multimeter 34702A. C/w 34740 display 4½ digit 4 ranges of A.C. & D.C. & 6 ranges of ohms. A.C. = 45Hz-100kHz
£350.00



U.H.F. Signal Generator 612A. 450-1200MHz in 1 band Output Voltage 0.1μV to 0.5V Output impedance 50Ω A.M. 0-90% Ext. A.M. Facility Pulse mod facility. Various modern versions from
£900.00-£1250.00

Frequency Doubler 10515A £75.00

A.M. Signal Generator 606A. 50kHz-65MHz
£550.00

Bench Oscilloscope 175A. C/w Plug Ins 1754A & 1781B 4 trace 40MHz bandwidth Sweep Delay
£550.00

Programmable Step Attenuator 355E. DC-1000MHz 0-12 dB in 1dB steps. Unused
£60.00

Portable Oscilloscope 1707A. DC-75MHz Solid State Dual Trace 10mV/div Sweep delay
£825.00

Distortion Analyser 332A. 5Hz-600kHz Distortion levels 0.1%-100% are measured full scale in 7 ranges. A.M. Detector operating from 550kHz-65MHz
£495.00

DC Standard/Differential Voltmeter 740B. Designed for calibrating digital voltmeters, differential voltmeters, potentiometers, voltage dividers and for general standards lab. application. 6 digit resolution with discrete steps of 1 p.p.m. of full scale. Full specification on request
£1,850.00

A.C. Voltmeter 400F. 100V to 300V f.s. (14 ranges) Freq. range 20Hz-4MHz
£195.00

Microwave Power Meter 430C. C/w Thermistor mount 477B. 10MHz-10GHz Full scale ranges 0.1, 0.3, 1, 3 & 10mW

Portable Oscilloscope 1700B. DC-35MHz 10mV/div sensitivity. Dual Channel. Solid State
£575.00

FLUKE

Multifunction Counter 1900A-01. Same spec as 1900A but with battery pack
£215.00

Multifunction Counter 1900A-02. Same spec as 1900A but with BCD o/p
£230.00

Frequency Synthesiser 6011A. Performs function of an oscillator, counter and level meter 10Hz-11MHz Output 0.4mV-5V r.m.s. 7 digit LED display. Accuracy ±3 parts in 10⁶ for one year. Freq. storage. Full spec. on request
£2650.00

Frequency Synthesiser 6160A/DX. 4MHz-30MHz in 1Hz steps Output 1V into 50Ω Full spec. on request
UNUSED. BARGAIN PRICE £675.00

Meter Calibrator 760A. Spec. for DC Voltmeters -0.001V to 1kV Accuracy 0.1% Resolution 100μV DC Ammeters -1μA to 10A Accuracy ±0.25% Resolution 1μA AC Voltmeters -0.001V to 1kV 60Hz and 400Hz Accuracy ±0.25% Resolution 100μV AC Ammeters -1μA to 10A 600Hz and 400Hz Accuracy ±0.25% Ohmmeters -0 to 10MΩ 0.1% of setting +0.5MΩ Resolution 1Ω Full spec. on request
£2150.00

Reference Divider 750A. Used for calibration of precision DC Voltmeters Voltboxes, DC Calibrators etc. The equipment is a 10ppm (0.001%) divider with switched input taps ranging from 1100 to 11V and switched output taps ranging from 1100V to 0.1V
£980.00

Industrial Counter Totaliser 1941A. 5Hz-40MHz 40mV sensitivity R.P.M. measurement
£150.00

Communications Counter 1920A. 5Hz-520MHz 15mV sensitivity 9 digit LED display
£400.00

VHF, UHF Telecomms. Frequency Counter 1980A. C/w Battery Pack 5Hz-515MHz 6 digit LED Display 50mV sensitivity over whole range
£400.00

MULTIFUNCTION 6 DIGIT AUTORANGING COUNTER 1900A

Modes
 Frequency, period, totalize
 Frequency range 5Hz-80MHz. Input sensitivity 25mV
BRAND NEW £175.00



GENERAL RADIO

Frequency Meter & Discriminator 1142A. Frequency Range 3Hz to 1.5MHz Accuracy ±0.2% Can be used with a recorder to produce records of frequency change and drift
£235.00

Standard Frequency Multipliers. Type 1112 series. Providing microwave range standard freqs. Output 20mW Output impedance 50Ω Low noise and excellent phase stability.
 Type 1112A **£520.00**
 Type 1112B **£495.00**

Radio Frequency Bridge 1606A. 400kHz to 60MHz a generator & detector is required
£390.00

Wave Analyser 1900A. C/w Graphic Level Recorder 1521B Spec 1900A 20Hz-50kHz 3 band widths 3, 10 and 50Hz Tracking averages 30mV-300V f.s.d. Input impedance 1MΩ 3 meter speeds Spec 1521B, 4.5Hz-200kHz, 1mV sensitivity Linear dB plot of r.m.s. ac-voltage level 20, 40 or 80dB range
£2000.00

Electronic Voltmeter 1806A. AC + DC voltage 9 resistance ranges ±2% accuracy Wide frequency range - up to 1500MHz
£175.00

Adjustable Attenuator 874 GAL. 100MHz to 4GHz 120 dB range 50Ω Impedance. BRAND NEW
£150.00

METRONIX (POLAND)

Function Generator G432. 1Hz-1.1MHz Sine, Square & Triange BRAND NEW Full specification on request
£79.50

RADIOMETER

Stereo Signal Generator SMG1C. Solid state, pushbutton operation Full specification on request
£350.00

AVO

Multimitor Mk. IV. Supplied with leads & plastic carrying case **£14.00**


Multimeter model 7 **£40.00**
 Leads, prods & croc clips for models 7, 8 & 9 **£4.50 set**

PHILIPS

100MHz Single output Pulse Generator PM5775. Specification on request
£800.00

100MHz Double Output Pulse Generator PM5776. Specification on request
£900.00

50MHz Pulse Generator PM5712



£495.00

Specification on request

50MHz Pulse Generator PM5715. Specification on request **£600.00**

Low Frequency Generator PM5105. 10Hz-100kHz sine & Square wave **£156.00**

Sine & Square Wave Oscillator PM5125. 10Hz-1MHz **£145.00**

U.H.F. TV Generator PM5525A. 470-850MHz. Can be modulated with black & white as well as colour TV **£95.00**

RACAL

Freq. Period Meter 9520. 5Hz-10MHz
£110.00

Universal Counter Timer 9838. Frequency, single and multiple period, time interval Freq. range 10Hz-100MHz
£285.00

H.F. Communications Receiver RA117E. 1-30MHz. Full specification on request
£350.00

Modulation Meter 210A. 2.5-300MHz A.M. range 0-100% F.M. range 0 to ±100kHz
£245.00-£285.00



A.M./F.M. Modulation Meter 409. Freq. 3-1500MHz A.M. 0-100% F.M. 0-600kHz
£345.00

T.E.S. (Milan)

L.F. Signal Generator G1165B. Solid State. 10Hz-100kHz 1mV-10V 600Ω impedance Square Wave facility **£195.00**

Vow & Flutter Meter WF971. DIN & CCIR i/p signal 20mV-20V Flutter ±0.1% ±0.3% ±1% i/p impedance 10KΩ
£210.00

A.F. Power Meter MU964. 1mW-10W (4 ranges) 20Hz-50kHz Load input resistance 40 values
£175.00

All ex-demonstrators as new condition.

DUMONT

Portable Scope 1100P. DC-100MHz at 5mV/cm Dual Trace 5ns/cm Sweep rate. Delayed time base. Full 8 × 10cm display. Calibrated X-Y to 5MHz
£825.00



49-53 Pancras Road
 London NW1 2QB

Tel: 01-837 7781. Telex: 298694

ADD 8% VAT
 TO ALL PRICES

WW-112 FOR FURTHER DETAILS

Brokers Ltd



49-53 Pancras Road, London NW12QB
Tel: 01-837 7781

TELEQUIPMENT

Portable Oscilloscope D75. DC-50MHz at 5mV/div Dual Trace Delay/Mixed Sweep **£575.00**

MARCONI INSTRUMENTS

Signal Generator TF867. 15kHz-30MHz o/p 0.4µV-4V Int. & Ext mod. Supplied with Terminating Unit **£185.00**

F.M./A.M. Signal Generator TF95B/2. Frequency Range 20kHz to 22MHz in five bands. Output 0.1µV-200mV Output Impedance 75Ω. Modulation (F.M.) Normal deviation continuously variable in two ranges ±25kHz and ±75kHz on all bands. Greater deviation is available on most bands. Modulating Frequency Internal FM 1kHz. External FM 50Hz to 15kHz. Modulation (A.M.) Internal AM 1kHz. 0-50% External AM 50Hz to 10kHz. 0-50% **£675.00**


U.H.F. Signal Generator TF1060. Frequency range 450-1250MHz (1 band) Output 0.15µV to 445mV Output Impedance 50Ω Int sine A.M.-1kHz Ext pulse mod. **£400.00**

Solid State Signal Source 6058B. Frequency range 8-12.5GHz. Internal and external modulation. Min o/p 20mV Frequency Stability (short term) 0.003% Output Impedance 50Ω **£530.00**

A.M. Signal Generator TF144H & H/S. Frequency range: 10kHz to 72MHz in twelve overlapping bands. Output Attenuator. 2µV to 2V. Output Impedance 50Ω Modulation Internal AM 400Hz & 1kHz to 0 to 80% External AM 20Hz to 20kHz. 0 to 80% **£275.00-£400.00**

A.M. Signal Generator TF144H/4. A later version of TF144H with similar spec. **£375.00-£600.00**

A.M. Signal Generator TF144H/4S. Electrical specification, as TF144H/4 **£375.00-£700.00**



A.M. Signal Generator TF801D/1. Frequency Range 10MHz to 470MHz in five bands. Output Attenuator 0.1µV to 1V. Output Impedance 50Ω (Type N connector). Modulation Internal AM 1kHz. 0 to 90% External AM 30Hz to 20kHz. 0 to 90% **£400.00-£750.00**

A.M. Signal Generator TF801D/1/S. Special military version of TF801D/1 having fully sealed meters and carrier on/off switch. The electrical specification is similar to the TF801D, except for extended carrier and modulation frequency ranges as shown below. Frequency Range 10MHz to 485MHz in five bands. Modulation External AM 30Hz to 50kHz. 0-90% **£450.00-£600.00**

Carrier Deviation Meter TF791D. Carrier Freq. range 4 to 1024MHz. Deviation range up to ±125kHz. Modulating Frequency range. Up to 35kHz. Late models **£295.00**

20MHz Sweep Generator TF1099. Video sweep output. Lower limit 100kHz fixed. Upper limit continuously variable up to 20MHz. 0.3 to 3V p-p Z=75Ω. Input & Output detector probes. Markers at 1MHz intervals **£295.00**

Oscillator TF1247 (can be used with Q Meter TF1245) 20MHz-300MHz **£350.00**

A.M. Signal Generator TF801D/8S. Same spec as TF801D/1S + freq. counter o/p facility **£695.00**

F.M./A.M. Signal Generator TF995A/2M. 1.5 to 220MHz. 2µV to 200mV int & Ext. A.M. Int. F.M. at 1kHz deviation 0-75kHz **£375.00-£475.00**

Sensitive Valve Voltmeter TF2600. 12 ranges 1mV-300V f.s.d. 1% accuracy up to 500kHz. Usable up to 10MHz **£175.00**

R.F. Electronic Voltmeter TF2604. 7 ranges 300mV-300V f.s.d. from 20Hz-1500MHz. 8 ranges 300mV-1kV DC. 7 ranges Resistance 500Ω to 500MΩ **£225.00**

U.H.F. Signal Generator TF1060/3A. Frequency range 500 to 1200MHz. Remainder of spec on TF1060 **£575.00**

R-C Oscillator TF1101. Frequency Range 20Hz to 200kHz in four bands. Output Attenuator 1mV to 20V Maximum Output 20V across external 600Ω load. Output impedance 600Ω **£120.00**

Phase A.M. Signal Generator TF2003. 0.4-12MHz **£150.00**



Two-Tone Signal Source TF2005R. The instrument comprises two identical low-distortion a.f. oscillators and a monitored attenuator unit, to form a compact test set for the measurement of intermodulation distortion using the methods recommended by S.M.P.T.E. and C.C.I.F. Frequency Range 20Hz-20kHz in six bands (each oscillator can be adjusted and used independently). Harmonic Distortion. Less than 0.05% between 63Hz and 6kHz when using unbalanced output. Generally less than 0.1% under other conditions. Intermodulation. Below -80dB with respect to the wanted signal. Amplitude Reference Level. Up to +10dBm from each oscillator. Output Attenuator 111dB in 0.1dB steps **£415.00**

Blanking and Sync Mixer TF2908. For 405, 525 and 625 line television systems. Reshapes and mixes blanking and sync pulse waveform with video test waveform **£90.00**

L.F. Extension Unit TM6448. For use with Spectrum Analyser OA 1094A series. 100Hz to 3MHz **£200.00**

Wide Range R.C. Oscillator TF1370A. 10Hz to 10MHz sine wave. 10Hz to 100kHz square wave. Output up to 31.6V **£275.00**

DC Multiplier TM5033A. HV probe up to 30kV. Impedance 300MΩ for use with TF1041 series or TF2604 **£25.00**

5 watt Dummy Load TM5582 for use with TF2604 **£25.00**

A.F. Oscillator TF2100. 20kc/s to 20Kc/s. Extremely low distortion. Output Impedance 600Ω unbalanced **£150.00**

M.F. Oscillator TF2101. 30c/s to 550kc/s. Stable frequency. Low distortion. Output Impedance 600Ω unbalanced **£115.00**

F.M./A.M. Modulation meter TF2300S. Incorporating Oscillator TM8045/1. 3.5 to 1000MHz. Full specification on request **£825.00**



M.F. Transmission Measuring Set TF2333. Frequency range 30Hz to 550kHz. The TF2333 is a transmission measuring set of the conventional type that normally forms part of the essential test gear for audio and baseband equipment of multi-channel telecommunications systems. Signal Source, oscillator-frequency range 30Hz to 550kHz in five ranges. Attenuator. Range 70dB in 10dB and 1dB steps **£600.00**

F.M. Signal Generator TF1066B/6. 1D-470MHz. R.F. output 0.2µV-200mV e.m.f. Output Impedance 50Ω. Modulation Internal AM 1kHz & 5kHz. 0-40%. External AM 30Hz to 15kHz. 0-40%. Internal FM 1kHz & 5kHz. deviation 0 to 100kHz or up to 400kHz according to carrier freq. range. External FM 30Hz to 100kHz. deviation same as int. Crystal Calibrator facility **£685.00**

Variable Attenuator TF338C. 0-105dB. Freqs. up to 100kHz. 600Ω impedance **£90.00**



M.F. Attenuator TF2162. DC-1MHz. 0-111dB in steps of 0.1dB **£120.00**

Also TF1073A. Specs as A/2S **£55.00**
Portable Scope TF2203. Single beam DC-15MHz. Rise time 23 nanosecs. 50mV/cm. Z modulation available. X5 expansion **£150.00**

10-Watt A.F. Power Meter TF893A. Frequency range 20Hz to 35kHz. Five power ranges. 1mW to 10W full scale. Impedance 25Ω to 20KΩ in 48 steps. Balanced or unbalanced inputs. Direct calibration in watts and dBm **£165.00**

100-Watt R.F. Power Meter: TF1020A Series. Frequency range D.C. to 250 MHz. Two power ranges: 50 and 100W full scale. Output Impedance 75Ω **£105.00**

R.F. Power Meter TF2502. Range 3 and 10W f.s.d. DC-1GHz. Output impedance 50Ω VSWR. 1-1.1 **£355.00**

In Situ Universal Bridge TF2701. Measures capacitance, inductance with R in parallel. Resistance & Inductance. Int. source 80Hz & 1KHz **£395.00**

R.F. Power Meter TF1020A/4M1. 75 ohms. 1-50 watts & 2-100 watts. DC-250MHz **£120.00**


R.F. Power Meter TF1020A/5M1. 50 ohms. 1-50 watts. 2-100 watts. DC-250MHz **£135.00**

Output Test Set TF1065A. AF Power 10µW to 3W (5 ranges). Freq. Range 250Hz-10kHz. RF Power 1-25W. FM & AM measurements. DC current & voltage measurements. Full spec on request **£225.00**

Noise Generator TF1106. 1-200MHz. 71 ohm impedance **£150.00**

DYNAMCO

Portable Solid State Scope 7500. DC-40MHz. 10mV/div sensitivity x10 gain extends sensitivity to 1mV/div (3Hz-5MHz). Mixed & calibrated sweep delay. Dual trace. AC & DC coupled Z mod. BRAND NEW **£495.00**



Calibrated & Guaranteed 12 Months

Carriage and packing charge extra on all items unless otherwise stated

Hours of business: 9a.m.-5p.m. Mon.-Fri. Closed lunch 1-2p.m.

WW - 112 FOR FURTHER DETAILS

Please note: All instruments offered are secondhand and tested and guaranteed 12 months unless otherwise stated

VARIOUS DEC MODULES LSI 11 - VARIOUS CONFIGURATIONS

- KD11F Processor with 4K 16-bit Memory. Single board. Size 8.5" x 10" £375 ea.
- KD11R Processor with 16K 16 bit memory. Two Boards £775 ea.
- KD11J Processor with 4K Core £680 ea.
- RXV118D Twin Floppy with LSI 11 Controller £1,800 ea.

MANY OTHER LSI OPTIONS AND OTHER DEC MODULES

PHONE FOR LISTS

90 days' warrantee

**DON'T MISS
THE TELEFUNKEN D14-131
REPLACEMENT TUBES FOR SOLARTRON
(SCHLUMBERGER)
CD1740
COSSOR CDU 150
S.E. LABS SM112
and the GEC/MOV 1474 TUBE**

These tubes were fitted in one of the above oscilloscopes but where removed on the authority of the British Ministry because they were not of British manufacture. They are warranted by us as being of "as new" condition.

PRICES £55 EA. P&P £2.75

Also brand new tubes for the following oscilloscopes.

TELEQUIPMENT

S52 @ £10 ea.; D53A @ £20 ea.; D51 @ £15 ea.; D52 @ £15 ea.; S42 @ £10 ea.; S31 @ £10 ea.

BRADLEY 200 @ £85 ea

ADVANCE OS300 @ £85 ea

P&P all types £2.75 ea.

**AND MULLARD & BRIMAR OSCILLOSCOPE TUBES
BRAND NEW - BOXED - ALL RECTANGULAR**

D13 46GM P7 £35 ea. GEC type 1496B £75 ea.
D13 51GH Green £65 ea. Carriage all types £2.75
D10-210GH/32 £40 ea.

TEKTRONIX OSCILLOSCOPES

531A with L plug-in £190; 545A with CA plug-in £220;
581 Main Frame £290; 585 with B2 Plug-in £375; 661
with 451 £320; 515 £170.

Stocks of better oscilloscopes always changing. Enquiries please Plug-in units and not sold separately.

R&S Audio Freq. Spectrograph BN48301 £650.

MARCONI Sweeper TF1099 £45 each

H.P. Oscilloscope type 185B £100 each

TEKTRONIX OSCILLOSCOPE type 502 High gain Limited band width £185 each

EX-MINISTRY X BAND SPECTRUM ANALYSER

CT152 (Marconi TF1035) 8.5GHz to 97 GHz Power input 115.250V 45 650HZ Pan climatic £70 each

J.A.C. ELECTRONICS FREQUENCY METER type 331. HZ to 3 GHz In and Out £45 each.

JUST IN - R&S POLYSCOP SW081 at the low price of £375 each. Some POLYSCOP SW0811 at £550 each.

BRUEL & KJOER Automatic Vibration Exciter type 1016. Sine Wave sweep from 5Hz to 10KHz £75 each

AIRMEC WAVE ANALYSER type 248 £40 each

POLARAD RECEIVER Model FIM-B2 Complete 1-10GHZ £325.

MARCONI SIGNAL GENERATORS. Freq range 10-470MHz Type TF801D. 1S £260 each

MARCONI AM/FM SIGNAL GENERATOR TF2002B £650.

FM/AM SIGNAL GENERATOR type AN/USM 16. 10. to 420MHZ Limited quantity £250 each

**TROPODS P&T HEAD
£22.50 each**

MARCONI TF142F DISTORTION FACTOR METER giving percentage distortion on a directly calibrated dial and includes any spurious components up to 30KHz £29.50 each

MARCONI PORTABLE FREQUENCY METER TF1026/11 100 to 160MHz Very fine condition £25.

TF1026. 4M 2.4 GHz £35 each.

MARCONI ADAPTOR TM6 113 for TF 2700. TF1313 TF868B £15 each

MARCONI VALVE VOLT-METER TF428B £12.50 each

RHODE & SCHWARZ Turntable indicating amplifier UBM £65.

MARCONI RF POWER METER. TF 1020A/1 75 ohm £65.

EX-DYNAMCO Oscilloscopes INVERTERS 30V input 5KV Output. Size 2" x 4 1/2" x 1 1/2". Complete with circuit £10 each P&P £1

TELEPHONES. Post Oke style 746 Black or two-tone £6.50 ea. Modern style 705 Black or two-tone grey £4.50 ea. P&P £1 each. Old black style £1.50 each. P&P £1

HANDSETS only 706 style £1.75 each. older style £1. P&P 75p

TELEPHONE EXCHANGES. Eg 15 way automatic (ex. change only) from £95.

**EX-MINISTRY OSCILLOSCOPE CT436
Double Beam DC-6 MHZ £120**

**MARCONI TF801D/8/S
SIGNAL GENERATOR**
Very good condition
£385 each

**PICK-A-PACK -
50 PENCE A POUND**
From our "Pick-A-Pack" area weigh up your own components. No restrictions on what you take.

MARCONI R.F. POWER METER
Type TF 1152A/1 (CT419)
2 ranges 10 watts fsd and 25 watts fsd. 50 ohms
£75 each

*** I.C. BOARD PACK**
50 I.C.s and other useful components for £1 P&P 75p

AVO VALVE TESTER
Type CT160 - the Suitcase £32.50 ea. Carr £2.75

POWERFUL MINIATURE GERMAN 12V REVERSIBLE MOTOR. No load current 70MA, excessive load 400MA. Size 1 1/2 x 1 3/16" dia. Shaft 5/16 x approx. 1/16" dia. 50p each P&P 40p

**DON'T FORGET YOUR MANUALS.
S.A.E. WITH REQUIREMENTS**

JERROLD SWEEP GENERATOR 900A £165

PRECISION AVONMETER. Meeting section 6-BSS 89. 1954 eq + / 0.3% £75 each

MARCONI CT44 Watt Meter 0.6 watts £25 each

EDWARDS HIGH VACUUM PUMPS 1SC30 £50.

MARCONI Signal Generator TF801B/3. 2 £160 each

AUTO TRANSFORMERS, 240V input 110V output 1.25KVA £18 each Carr £2.75.

FURZEHILL Valve Voltmeter V200A £22.50 each

POWER UNIT 3KV Stabilised £18 each

FENLOW Low Freq Analyser 0.3Hz to 1KHz £50.

REMSCOPE S01 Basically working - tube good £55.

H.P. FREQ. CONVERTER type S252B £50.

S.T.C. DISTORTION SET 742528 £65.

WANDEL & GOLTERMANN and SIEMANS EQUIPMENT
LEVEL OSCILLATOR 3W518 SWEEP UNIT WZ-1
LEVEL OSCILLATOR 3D335 RECEIVER LDE-1
SWEEP OSCILLATOR 3W938B1a TRANSMITTER LDS-1
LEVEL TRACER (Display) 3D346B1a
CARRIER FREQUENCY LEVEL METER TFM-76
LEVEL TRANSMITTER TFP5.75. CRT INDICATOR with Plug-ins SG-1. SWEEP CONVERTOR WU-1
Other units available. Average price £95 per unit. reduction for quantity.

**NOW - A VDU BOARD
WITHOUT KEYBOARD AND NO DISPLAY**

A double-sided board with plated through 1/2" x 8" (4 Eurocard size). 960 Characters in a 40 x 24 line format. 64 ASCII characters. Flashing cursor. 32 control functions available. Adjustable baud rate. Provision for a keyboard. Serial input and output. Requires +5V and -5V and -12V and any modified television or video monitor. Board is crystal controlled to give a rock steady display. Supplied in kit form (all components supplied) £80. P&P £1.75. Assembled and tested £125. P&P £1.75. Sorry for delay on deliveries - the demand took us by surprise - the new lower price applies to all orders not yet fulfilled.

**★ TRANSISTORS/DIODES/★
RECTIFIERS, ETC.**

Guaranteed all full spec. devices. Manufacturers' Markings. At 5p each
BC147 2N3707 BC172B BC251B BC348B BC171A-B BC413 D10 BC1B2 BAX13 1N937 BA102BE BZX83 TIS61 2N5040
At 10p each
BFX85 1N4733 SN7451N BYX10 1.5KV 0.36A BYZ10 15p ea. TIP40 20p ea. TIP34A - 50p ea. BD538 - 40p ea. Heavy Duty Bridge Rectifier - 20p ea. TBAB10S - 75p ea. CA3123E - £1 ea. BDY55 - £1 ea. 2N3055 - 40p ea. TIP31B - 12p.
TBA560CO £2 ea. 1N4436T - T03 Flat mount 10A 200piv £1 ea. 2N5879 with 2N5881 Motorola 150W Comp pair £2 pr. BD535 / BD53B Comp. pair - 75p pr.
Linear Amp 709 - 25p ea.
High Speed Voltage Compactor 710 - 15p ea.
P&P Extra on all items
FINNED HEAT SINK - single TO3 - Size 4 1/4" x 3" x 1 1/4" 50p ea. P&P 75p
Texas Bridge Rectifier 5S805- 50V 5A 60p ea. P&P 20p

1/2" MAG TAPE
Approx. 2,000 ft. NOW 25p each. P&P £1. Or 5 for £1 carr. £2.75p

FOR THE VDU BUILDER tube M2B-13GH. 23x17cm at £13 ea. Base connections supplied
Heads for PERDEC 6000/7000 - enquiries

PLESSEY VDU. No keyboard-weird electronics £60 ea
Now available Ex Stock TELETYPE ASR33 from £450 ea
Also available KSR33 from £275 ea
Odd 33R0 not cased - can be demonstrated £160 ea
Limited quantity of 35R0 - 20ma loop - can be changed to ASC11 code (3 hours simple work and £10 parts) **OUR PRICE EXCLUDING PARTS REQUIRED £70 ea.**

Ex Ministry TALLY Punches 8 level 110 char per sec. £50 ea.
Miniature Optical Reader 8 level. Size 3 1/2 x 5 1/2 x 6 1/2" £50 ea. Or £80 the pair.
AMPEX TM7. Nice condition £225.

FEED BACK LTD. Wave Form Gen. Sin/Trap/Saw/Sq. + DC offset £80.
BARNETT DEAD-WEIGHT PRESSURE GAUGE TESTER. Complete with weights £50.
GENERAL RADIO PULSE SWEEP GEN. Type 1391B £90.
GENERAL RADIO. Osc. Unit 1209B 250-920 Mhz £50 each.
AIRMAC AM/FM SIG. GEN. Type 407. 200KHz-80MHz £250.
FLUKE AC-DC VOLTMETER. Model 803B £75 each.
WOODEN C.V. TRANSFORMERS. 230V input. 5.5V 5A output £2 each.
ALCAD CELLS 40APH. Type EP4. Size 4 1/2 x 2 1/2 x 9 high. Supplied less fluid £4 each. P&P £1.75.

TELETYPE ASR28 with built-in tape reproducer and print on tape facility £450.
R & S POWER METER BNRD-BN 2412/50 £50
R & S POWER SIGNAL GENERATOR BN41001 100KHz to 30MHz £275.
R & S SWEEP GENERATOR BN4242 50KHz 12MHz £175.
R & S Z-g DIAGRAPH 300 2400MHz BW3512 Good condition £60 each.
R & S ENOGRAPH G type BN18531 £120.

A LARGE QUANTITY OF MISCELLANEOUS TEST GEAR - CHASSIS UNITS, ETC., ON VIEW AT LOW COST


Minimum Mail Order £2. Excess postage refunded. Unless stated - please add £2.75 carriage to all units
VALUE ADDED TAX not included in prices - Goods marked with * 12 1/2 % VAT, otherwise 8 %
Official Orders Welcomed. Gov./Educational Dept., Authorities, etc., otherwise Cash with Order
Open 9 a.m. to 5.30 p.m. Mon to Sat.

CHILTMEAD LTD
7/9 ARTHUR ROAD, READING, BERKS (near Tech. College, King's Road). Tel. Reading 582605

Electronic Brokers The Computer People

STOP PRESS Special purchase of DEC PDP8M mini computers — as new condition

- *KK8E CPU
- *MM8E 4K core
- *KL8E Serial Interface
- *KC8ML Programmers Panel
- *ONLY £2150**
(Add-on core available if required)




Catalogue



Send for your free copy including latest update sheets


Mini-Computer Exchange

SPECIALISTS IN DIGITAL EQUIPMENT, PROCESSORS, PERIPHERALS, FEATURES, ETC.



PDP8A SERIES

PDP8A SYSTEM WITH: MM8-AB 16K core memory, KM8-AA extended option board, DKC8-AA 1/0 option board, RX8-BD dual floppy disc drive VT50-AB DEC-scope, LA36 DECwriter Mounted in console/desk unit.
PDP8A SYSTEM (Datasytem 310-FB) with 8K core, dual floppy disc, VT-52 DECscope, console-mounted
PDP8A PROCESSOR with 3K ROM memory and DKC8-AA 1/0 option board



PDP8E SERIES

PDP8E and PDP8M Processors, 4K to 32K, various configurations available. Prices from **£2300**

PDP11 SERIES

PDP11-05, PPP11-10, PDP11-34, PDP11-35 Processors available. 8K to 96K, various configurations available. Prices from **£3250**

DISCS

RK8E / RK05 Disk Drive and control from **£3950**
RK11 / RK05 Disk Drive and control from **£5250**
RK05-BB, RK05-J and **RK05-F** slave drives
Prices from **£2700**

PAPER TAPE

PR11 high speed reader complete with PDP11 interface. **£1750**
PC11A high speed reader / punch complete with PDP11 interface. **£1950**

ADD-ON CORE


MF11UP 16K parity core including backplane **£2400**
MM11UP 16K expander parity core (prerequisite MF11UP) **£2000**

DEC MODULES

Large stocks of DEC modules — let us know your requirements

Printers and Terminals

SUPER SAVINGS ON SPECIAL PURCHASE OF PORTABLE TEXAS SILENT 700 TERMINALS.



Our special price £695

Model 725 KSR ASCII Keyboard. Silent high speed operation up to 300 baud 5 x 7 dot matrix electronic printhead. Full or half duplex operation. Built in acoustic coupler. Mounted in integral carrying case. Gross weight 35lbs. Dimensions 21 1/2" x 19" x 6 1/2"

LARGE STOCKS OF ASR33 AND KSR33 TELETYPE TERMINALS

- * ASCII Keyboard
- * Hard-copy unit (friction or sprocket paperfeed)
- * Paper Tape punch and reader (ASR33 only)
- * Line Unit (20mA/6V/80V)

Overhauled in our own workshops to the highest standards and sold with 90-day warranty

Prices from **£425 (KSR 33)** and **£625 (ASR33)**

DATA DYNAMICS DD390 ASR and KSR TERMINALS

All the features of the well-proven Teletype terminal PLUS attractive acoustic cover — ideal for environments where noise reduction is important. Prices from **£525 (KSR)** and **£795 (ASR)**

CENTRONICS 101 and 101A MATRIX PRINTERS

5 x 7 dot matrix, 132 print positions, 165 cps, ASC11 64 character set. Prices from **£1250**

CASE CM120 RO Printer, 120 cps, 80 ch/line, 5 x 7 dot matrix, standard ASCII 64 character set, CC1TT-V24 Compatible Interface. **£725**

HAZELTINE Thermal RO Printer, 30 cps — for use as hard copy attachment to Hazeltine 2000 Visual Display unit. **£495**

HAZELTINE VISUAL DISPLAY UNITS

Dramatic new savings on a further bulk purchase of these top quality CRT terminals

Fully teletype — compatible with switch-selectable transmission up to 9600 baud and standard CC1TT V 24 interface (current loop adaptor also available if required)

H-1000 12 lines x 80 characters

H-1200 24 lines x 80 characters



H-2000 27 lines x 74 characters with full edit facilities, detachable keyboard, foreground/background data

Please phone for details.

SAVE OVER 2/3 of list price on these superb TEKTRONIX 611 STORAGE DISPLAYS


Flicker-free bistable storage of combined alphanumeric and graphic information from digital computers and other data transmission systems. 11" Storage CRT Vertical sensitivity 1V/16.2CM (sq format) or 1V/21CM (rect format) within 2% FSD. Maximum input voltage ±50V DC and peak AC. Settling time 3.5 microsec/CM + 5 microsec. Stored resolution 4000 clearly legible characters (90 x 70mil matrix) viewing time 15 minutes or less. Recommended for specified resolution.

OUR PRICE ONLY £950, WITH FULL THREE-MONTH WARRANTY.




Keyboards

NEW STOCKS OF ASCII KEYBOARDS IMMINENT — PLEASE PHONE FOR DETAILS.




55SW3-1 54-station BCD-coded 4 bank alphanumeric keyboard. Hall-effect switches, input + 5VDC negative logic and strobed output, two-key rollover. Set in attractive panel incorporating 5 indicator lamps and on/off switch. Dimensions 15 1/2" x 5 1/2" x 2 1/2"
PRICE **£39.50** + **£2 P&P** + **8% VAT** (send **£44.82**)



18-KEY PUSH-BUTTON CALCULATOR KEYBOARD

Numerals 0-9 decimal point C K + - × ÷ = Mounted on PCB overall dimensions 5 1/2" x 4 3/4" x 1 1/2"
PRICE **£4.00** + **50p P&P** + **8% VAT** (send **£4.86**)



HONEYWELL KEYBOARDS

4-bank alphanumeric ex-equipment keyboards. 50 keystations, diode encoded, 7-bit positive logic, positive strobe TTL/DTL-compatible. Power requirements 5V 100mA. Layout similar to IBM 029. Price **£25** + **£1 P&P** + **8% VAT** (Send **£28.08**)

Miscellaneous

Just received — Fastproof Data Storage Systems to accommodate up to 180 slim line magnetic tapes. Prices from **£495.00**

Computer Flooring — Large stocks of top quality computer-room flooring complete with supports and jacks. Tile dimensions 2' x 2' x 3/4"

Magnetic Tape Cleaners by GKI and KYBE **£325.00**

Magnetic Tape Decks by Cipher, Kennedy, Pertec and RDL from **£650.00**.

All items quoted are refurbished second-user equipment unless otherwise stated.

ELECTRONIC BROKERS LIMITED (COMPUTER DIVISION)

49-53 Pancras Road, London NW1 2QB. Tel. 01-837 7781. Telex: 298694

Hours of business:
9 a.m.-5 p.m. Mon.-Fri. Closed lunch 1-2 p.m.

ADD 8% VAT
TO ALL PRICES

Carriage & Packing charge extra
on all items unless otherwise stated

WWW-113 FOR FURTHER DETAILS
www.americanradiohistory.com

a fully built & tested microcomputer system ONLY £159 +VAT

KIM-1 CARD

- *COMPLETE WITH KEYBOARD & DISPLAY
- *AUDIO CASSETTE INTERFACE FOR PROGRAM STORAGE
- *TELETYPE INTERFACE
- *PROGRAM DEVELOPMENT SOFTWARE
- *R6500 PROGRAMMING MANUAL
- *R6500 HARDWARE MANUAL

IDEAL FOR THE HOME USER, STUDENT AND ENGINEERS

Fully built & tested, with keyboard & display for editing, de-bugging and running programs. Complete with 1K bytes of RAM and 2K bytes of ROM—resident monitor and executive software controlling operation & de-bug modes. Interface circuitry for program storage on a cheap audio cassette and teletype connection, with baud-rate determined automatically.

An additional 15 unused I/O lines for use as inputs or outputs and 8 bit programmable Interval Timer. De-bug facilities to 'single-step' the program and trace the actions of the registers. 16-bit address bus, data and control buses brought to an edge connector for extending the system to 65K memory locations. Comes complete with full Rockwell R6500 programming and user manuals for only £159 +VAT. Available Ex-Stock.

Pelco (Electronics) Ltd

Enterprise House,
83-85 Western Road, Hove, Sussex BN3 1JB
Telephone Brighton (0273) 722155

Buy it with your Access or Barclaycard

WW—117 FOR FURTHER DETAILS



£100 off
this super Hi-Fi system the
MATSI TFS60

from the
Lion House
BUDGET HI-FI DEPARTMENT

You can now purchase this fantastic Hi-Fi system complete for only £152.00 at what must be a fraction of its value today. System consists of:—the famous MATSI TFS60 Tuner/AMP: a really top quality receiver from one of Japan's leading manufacturers, 15 watts per channel FM/MW/LW, two LH6 speakers fitted with AR units and a Goldring bell-drive turntable with magnetic cartridge complete with an attractive plinth & cover of ultra modern design. Leads, etc. supplied free.

LION PRICE: Complete MATSI System £152.00
or purchased individually:
TF60 Receiver: £69.90. LH6 Twin Speakers £55.
Goldring Turntable (cartridge Plinth & Cover) £29.95

Leading suppliers of TELEVISIONS, RADIOS, TAPE RECORDERS, BUDGET HI-FI, CASSETTE RECORDERS, SPEAKERS, AMPLIFIERS, TUNER/AMPS, VIDEO and MUSIC CENTRES and ACCESSORIES, EXPORT TELEVISIONS and MUSICAL INSTRUMENTS. ALL AT KEEN PRICES.



Lion House


Stockists for the worlds major Hi-Fi manufacturers
LONDON'S HI-FI SUPERSTORE
227 TOTTENHAM COURT ROAD, LONDON W1
Tel: 01 580 7383 and 01 637 1601
Telex 28394 LION G
Open 9am to 6pm Monday to Saturday (Thursday until 7pm)

WW—031 FOR FURTHER DETAILS

TV MONITOR KITS

VISIONKITS

gives you professional TV equipment in kit form for all data display and picture applications, providing for superior results to converted TV receivers.



Top quality monitors exactly as produced by one of today's leading manufacturers. All parts plus comprehensive assembly instructions supplied, along with full application notes. 9" or 12" tube plus chassis kits are available with a separate printed circuit module kit to fit either size of tube.

SPECIFICATION:

- Video — Composite 1V ± 6dB. Input impedance 10K ohms
- Power — +12 volts stabilised C. 1 amp
- System — 625 lines 50 fields and 525 lines 60 fields
- Video response to 10MHz
- Operating temperature — 0—50 C

PRICE LIST: (Including VAT and inland postage and packing)

9" tube and chassis kit	£45.00
12" tube and chassis kit	£45.00
P.C. module kit	£55.00
Ready-built 9" monitor	£150.00
Ready-built 12" monitor	£150.00
Mains power supply for 12" monitor (built)	£40.00

Please allow 21 days for delivery.
Send s.a.e. for copy of application notes only.
Mail order only.

VISIONKITS

9 Claymill Road, Leicester LE4 7JJ

WW—099 FOR FURTHER DETAILS

reprints

If you are interested in a particular article/special Feature or advertisement published in this issue of **WIRELESS WORLD** why not take advantage of our reprint service? Reprints can be secured at reasonable cost to your own specifications providing an attractive and valuable addition to your promotional material.

For further details contact:
Brian Durrant, IPC Electrical-Electronic Press Ltd.
Phone: 01-261 8597 or simply complete and return the form below.

To: Brian Durrant, Reprints Department
Dorset House, Stamford Street, London SE1 9LU

I am interested in copies of the article/
advertisement headed featured in
WIRELESS WORLD

on page(s) in the issue dated

Please send me full details of your reprint service by return of post.

Name

Company

Address

Tel. No.

Table with columns for TTLs by TEXAS, C-MOS I.C.s, and OP. AMPS. Lists various integrated circuits and their specifications.

Table with columns for LINEAR I.C.s and TRANSISTORS. Lists linear ICs and various transistor models with their characteristics.

Table with columns for DIODES and BRIDGE RECTIFIERS. Lists diode and rectifier components with their ratings and types.

Table with columns for TRIACS and HEAT-SINK. Lists triacs and heat-sink related components.

Table with columns for VOLTAGE REGULATORS and LOW PROFILE DIL SOCKETS BY TEXAS. Lists regulators and sockets.

Table with columns for OPTO-ELECTRONICS, LEDs, SEVEN SEGMENT DISPLAYS, and SCR-THYRISTORS. Lists optoelectronic and power components.


Table with columns for MOSFETS, UJTs, and VAT RATES. Lists MOSFETs, UJTs, and provides VAT information.

G.F. MILWARD — ELECTRONIC COMPONENTS

Advertisement for G.F. MILWARD - ELECTRONIC COMPONENTS, featuring Resist Coated Fibre-Glass Board, Computer Boards, and other electronic components with prices.

U.K. RETURN OF POST MAIL ORDER SERVICE, ALSO WORLDWIDE EXPORT SERVICE

BSR HI-FI AUTOCHANGER STEREO AND MONO £21.50 Post 75p



Plays 12", 10" or 7" records Auto or Manual A high quality unit backed by BSR reliability with 12 months guarantee. A.C. 200/250V Size 13 1/2" x 11 1/4" x 3 3/8" Above motor board 3 3/4" Below motor board 2 1/2" with Sonotone V100 magnetic cartridge
BSR P128/MP60 with magnetic cartridge Balanced arm Cueing device Bias Compensator **£24.50**, Post £1

NEW BSR SINGLE PLAYER
Model P182 3-speeds flared aluminium turntable S shaped arm, cueing device, stereo ceramic cartridge **£19.95** Post £1

HEAVY METAL PLINTHS £6.50 Post £1.50

With PVC Cover Cut out for most BSR or Garrard decks Silver grey finish
Model 'A' Size 12 1/2" x 14 3/4" x 7 1/2"
Model 'B' Size 16 x 13 3/4" x 7" **£7.50**
Extra large plinth & cover, teak wood base Size 20" x 17 1/2" x 9" **£18.50**, Callers only

BSR SINGLE PLAYER £15.50 Post 75p




Ideal replacement or disco deck with cueing device and stereo ceramic cartridge 3 speeds Large turntable, modern design

ELAC HI-FI SPEAKER 8in. TWIN CONE £5.95 Post 35p



Dual cone plastic roll surround Large ceramic magnet 50-16,000 c/s Bass resonance 40 c/s 8 ohm imped.ance
10 watts RMS

SMITH'S CLOCKWORK 15 AMP TIME SWITCH £3.30 Post 35p



0-6 hours Single pole two-way Surface mounting with fixing screws Will replace existing wall switch to give light for return home garage, automatic anti-burglar lights, etc Variable knob Turn on or off at full or intermediate settings. Brand new

R.C.S. "MINOR" 10 watt AMPLIFIER KIT £11.00 Post 35p

This kit is suitable for record players, guitars, tape playback, electronic instruments or small P.A. systems Two versions available Mono, **£11.25**; Stereo, **£18**, Post 45p. Specification 10W per channel; input 100mV; size 9 1/2" x 3 x 2in, approx. S.A.E. details. Full instructions supplied. AC mains powered.

VOLUME CONTROLS £7.95 Post 45p

5kΩ to 2MΩ LOG or LIN L/S 35p, D.P. 60p, STEREO L/S 85p, D.P. 1. Edge 5kΩ S.P Transistor 45p.

80 Ohm Coax 8p yd. FRINGE LOW LOSS 15p yd.
Ideal 625 and colour. PLUGS 10p, SOCKETS 10p. LINE SOCKETS 18p. OUTLET BOXES 50p. 300 ohm FEEDER 50p yd.

ELAC 9 x 5in HI-FI SPEAKER TYPE 59RM £3.45 Post 35p

This famous unit now available. 10 watts, 8 ohm

E.M.I. 13 1/2 x 8in. SPEAKER SALE! £7.95 Post 45p

With tweeter and crossover 10 watt 3 or 8 ohm



Bookshelf Cabinet £8.50 Post £1.00

Teak finish. For EMI 13 x 8 speakers.

THE "INSTANT" BULK TAPE ERASER AND HEAD DEMAGNETISER £4.95 Post 50p

Suitable for cassettes, and all sizes of tape reels. A.C. mains 200/250V Leaflet S.A.E.

RELAIS. 12V D.C. 95p. 6V D.C. 85p. 240V A.C. 95p. BLANK ALUMINIUM CHASSIS. 6 x 4 - 95p; 8 x 6 - £1.40; 10 x 7 - £1.55; 12 x 8 - £1.70; 14 x 9 - £1.90; 16 x 6 - £1.85; 16 x 10 - £2.20. ANGLE ALI. 6 x 3 3/4 x 3 3/4 - 15p. ALUMINIUM PANELS. 6 x 4 - 24p; 8 x 6 - 38p; 14 x 3 - 40p; 10 x 7 - 54p; 12 x 8 - 70p; 12 x 5 - 44p; 16 x 6 - 70p; 14 x 9 - 94p; 12 x 12 - £1; 16 x 10 - £1.16. ALL BOXES IN STOCK. MANY SIZES VARICAP FM TUNER HEAD with circuit & connections £4.95. TAG STRIP 28-way 12p. TAPE OSCILLATOR COIL. Valve type, 35p. BRIDGE RECTIFIER 200V PIV 1/2 amp 50p. 8 amp £2.50. TOGGLE SWITCHES S.P. 30p, D.P. S.T. 40p, D.P.D.T. 50p. MANY OTHER TOGGLES IN STOCK. PICK-UP CARTRIDGES ACOS, GP91 £1.50, GP95 £2.50. SONOTONE stereo £2.00, SHURE M75 ECS £8. WIRE-WOUND RESISTORS 5 watt, 10 watt, 15 watt 15p ea.

R.C.S. SOUND TO LIGHT KIT Mk. 2 £17 Post 35p.

Kit of parts to build a 3 channel sound to light unit 1,000 watts per channel. Suitable for home use Easy to build. Full instructions supplied. Cabinet £4. Will operate from 20MV to 100 watt signal

R.C.S. LOW VOLTAGE STABILISED POWER PACK KITS £2.95 Post 45p

All parts and instructions with Zener diode, printed circuit rectifiers and double wound mains transformer. Input 200/240V a.c Output voltages available. 6 or 7.5 or 9 or 12V d.c. up to 100mA or less. Size 3 x 2 1/2 x 1 1/2in. Please state voltage required.

R.C.S. POWER PACK KIT £3.35 Post 30p

12 VOLT, 750mA. Complete with printed circuit board and assembly instructions. 12 VOLT 300mA KIT, **£3.15**.

R.C.S. GENERAL PURPOSE TRANSISTOR PRE-AMPLIFIER - BRITISH MADE £1.45 Post 30p

Ideal for Mike, Tape, P.U., Guitar, etc Can be used with battery 9-12V or H.T. line 200-300V d.c. operation Size: 1 1/4 x 1 1/4 x 3/4in. Response 25 c/s to 25 kc/s. 26 dB gain For use with valve or transistor equipment. Full instructions supplied. Details S.A.E.

R.C.S. DRILL SPEED CONTROLLER / LIGHT DIMMER KIT. £3.25 Post 35p

Easy to build kit Will control up to 500 watts AC mains

R.C.S. STEREO PRE-AMP KIT. £2.95 Post 35p

All parts to build this pre-amp Inputs for high, medium or low imp per channel, with volume control and P.C. Board. Can be ganged to make multi-way stereo mixers

MAIN TRANSFORMERS ALL POST 75p

250-0-250V 70mA 6.5V 2A	£3.45
250-0-250V 80mA 6.3V 3 SA, 6.3V 1A	£4.60
350-0-350V 80mA 6.3V 3 SA, 6.3V 1A	£5.80
300-0-300V 120mA 2x6.3V 2A 3V 2A	£8.50
220V 45mA 6.3V 2A	£1.75
HEATED TRANS 6.3V 1/2 amp	£1.00
Ditto 3 amp	£1.75

GENERAL PURPOSE LOW VOLTAGE Tapped outputs

2 amp 3 4.5, 6, 8, 9, 10, 12, 15, 18, 25 and 30V	£5.30
1 amp 6, 8, 10, 12, 16, 18, 20, 24, 30, 36, 40, 48, 60	£5.30
2 amp 6, 8, 10, 12, 16, 18, 20, 24, 30, 36, 40, 48, 60	£8.50
3 amp 6, 8, 10, 12, 16, 18, 20, 24, 30, 36, 40, 48, 60	£14.50
5 amp 6, 8, 10, 12, 16, 18, 20, 24, 30, 36, 40, 48, 60	£14.50
12V, 100mA	£1.00
12V, 750mA	£1.00
20V, 3 amp	£2.45
30V, 5 amp and 17V-0-17V	£2.45
2 amp	£3.45
0 5, 8, 10, 16V, 1/2 amp	£1.95
9V, 3 amp	£2.75
24V, 3 amp + 48V 1/2 amp	£3.50
30V 1 1/2 amp	£2.75
4 amp	£3.50
12V, 1 1/2 amp Half Wave Selenium Rectifier	25p

AUTO TRANSFORMERS. 115V to 230V or 230V to 115V 150W 250V, £6.00. 400W £7.00. 500W £8.00
FULL WAVE BRIDGE CHARGER RECTIFIERS 6 or 12V outputs, 2 amp 75p, 4 amp **£1.00**
CHARGER TRANSFORMERS 1 1/2 amp 4 amp £3.50
5 amp £6.80
25p


BOOKSHELF SPEAKERS £16 pair Post £1.30



Teak or White 13 x 10 x 6in. approx. 50 to 14,000 cps. 10 watts rms. 4 ohms

EXTENSION SPEAKERS £3.95 ea.

These little marvels of modern sound reproduction are ideally suited for today's domestic audio set-up. Two of these smart spheres, each with 5 watt deep throated ceramic magnets, will produce superb stereo reproduction. The globe shaped cases in high gloss mouldings of red or green, are finished with chrome frontal trim and provided with screw-on rubber inset protective bases. In addition, 2 1/2 metres of strong lead already fitted with phono plug is supplied. Full Range Frequency Response Impedance 8 ohms Power Peak 5 watts



LOW VOLTAGE ELECTROLYTICS
1, 2, 4, 5, 8, 16, 25, 30, 50, 100, 200mF 15V 10p.
500mF 12V 15p; 25V 20p; 50V 30p;
1000mF 12V 17p; 25V 35p; 50V 47p; 100V 70p.
2000mF 6V 25p; 25V 42p; 420mF / 500V £1.30.
2500mF 50V 62p; 3000mF 25V 47p; 50V 65p.
3900mF 100V £1.60, 4700mF 63V £1.20, 2700mF / 76V £1.
5000mF 6V 25p; 12V 42p; 35V 85p. 5600mF / 76V £1.75


MANY OTHER ELECTROLYTICS IN STOCK

SHORT WAVE 100pF air spaced gangable tuner. 95p.
TRIMMERS 10pF. 30pF. 50pF. 5p. 100pF. 150pF. 15p. CERAMIC, 1pF to 0.01mF. 5p. Silver Mica 2 to 5000pF. 5p.
PAPER 350V-0-1 7p; 0 5 13p; 1mF 150V 20p; 2mF 150V 20p; 500V-0.001 to 0 05 12p; 0 1 15p; 0 5 25p; 0 47 35p.
MICRO SWITCH SINGLE POLE CHANGEOVER 20p.
SUB-MIN MICRO SWITCH, 25p. Single pole change over.
TWIN GANG, 385 + 385pF 50p; 500pF standard 75p.
365 + 365 + 25 + 25pF. Slow motion drive 65p.
120pF TWIN GANG, 50p; 365pF TWIN GANG, 50p.
NEON PANEL INDICATORS 250V. Amber or red 30p.
RESISTORS. 10Ω to 10M Ω 1/8W, 1W, 20W 2p; 2W, 10p.
HIGH STABILITY. 1/2W 2% 10 ohms to 6 meg. 12p.
Ditto 5%. Preferred values 10 ohms to 10 meg., 5p.

ELECTRO MAGNETIC PENDULUM MECHANISM 95p Post 30p.

15V d.c. operation over 300 hours continuous on SP2 battery, fully adjustable swing and speed. Ideal displays, teaching electro magnetism or for metronome, strobe, etc.

BAKER MAJOR 12" £15.00 Post £1.00



30-14,500 c/s. 12in double cone, woofer and tweeter cone together with a BAKER ceramic magnet assembly having a flux density of 14,000 gauss and a total flux of 145,000 Maxwells. Bass resonance 40 c/s. Rated 25W. Note 4 or 8 or 16 ohms must be stated.
Module kit, 30-17,000 c/s with tweeter, crossover, baffle and instructions Post £1.60 each Please state 4 or 8 or 16 ohms.

BAKER "BIG-SOUND" SPEAKERS. Post £1.00 each

'Group 25'	'Group 35'	'Group 50/15'
12in	12in	15in
30W £12.00	40W £14.00	75W £26.00
4 or 8 or 16 ohm	4 or 8 or 16 ohm	8 or 16 ohm

BAKER LOUDSPEAKER, 12 INCH. 60 WATT. GROUP 50/12, 4 OR 8 OR 16 OHM HIGH POWER FULL RANGE PROFESSIONAL QUALITY RESPONSE 30-16,000 CPS MASSIVE CERAMIC MAGNET WITH ALUMINIUM PRESENCE CENTRE DOME £21.00 Post £1 60

TEAK VENEERED HI-FI SPEAKERS AND CABINETS

For 12in or 10in speaker 20x13x12in **£14.50** Post £2
For 13x8in or 8in speaker **£8.50** Post £1
For 6 1/2in speaker and tweeter 12x8x6in **£5.95** Post 75p
Many other cabinets in stock. Phone your requirements

SPEAKER COVERING MATERIALS. Samples Large S A E
LOUDSPEAKER CABINET WADDING 18in wide 20p ft

R.C.S. 100 watt VALVE AMPLIFIER CHASSIS




Four inputs Four way mixing, master volume, treble and bass controls Suits all speakers This professional quality amplifier chassis is suitable for all groups, disco, P.A., where high quality power is required 5 speaker outputs A/C mains operated Slave output socket Produced by demand for a quality valve amplifier. 100V line output to order. Send for leaflet Suitable carrying cab **£16.50** Price **£94** carr **£2.50**

Horn tweeters 2-16kc/s 10W 8 ohm or 16 ohm **£3.60**.
Audax Tweeters 3-18kc/s 50W 8 ohm **£7.50**.
CROSSOVERS - TWO-WAY 3000 c/s 3 or 8 or 15 ohm £1.90. 3-way 950 cps/3000 cps. **£2.20**.
LOUDSPEAKERS P.M. 3 OHM 7x4in £1.50; 6 1/2in £1.80; 8x5in £1.90; 8in, £1.95.
SPECIAL OFFER: 80 ohm 2 1/2in, 2 1/2in, 35 ohm 3in, 25 ohm 2 1/2in, 3in, 5x3in, 7x4in, 8 ohm, 2 1/2in, 3in, 3 1/2in, 5in, 15 ohm 3 1/2in dia, 6x4in, 7x4in, 5x3in, 3 ohm 2 1/2in, 2 1/2in, 3 1/2in, 5in dia **£1.50** each.
PHILIPS LOUDSPEAKER, 8in., 4 ohms, 4 watts, £1.95
RICHARD ALLAN TWIN CONE LOUDSPEAKERS 8in diameter **4W £2.50**, 10in diameter **5W £2.95**; 12in diameter **6W £3.50**, 3/8" / 15 ohms, please state
MOTOROLA PIEZO ELECTRIC HORN TWEETER, £7.95 Handles up to 100 watts. No crossover required

Black Plastic Construction Box with brushed aluminium fascia Sturdy job Size 6 1/4 x 4 x 2in **£1.50**

BAKER 150 WATT PROFESSIONAL MIXER AMPLIFIER £75 £1 50 carr.




All purpose transistorised Ideal for Groups, Disco and P.A. 4 inputs speech and music 4 way mixing Output 4 8/16 ohms a.c Mains. Separate treble and bass controls Master volume control Guaranteed Details S.A.E

100 WATT DISCO AMPLIFIER £59

Volume, treble, bass controls 500 M V or 1 volt input Four loudspeaker outputs 4 to 16 ohm All transistor


GOODMANS COMPACT 12-INCH BASS WOOFER £10.95 each Post £1



Standard 12in. diameter fixing with cut sides 10 3/4 square 14,000 Gauss magnet. 30 watts R.M.S. 4 ohm imp. Bass resonance = 30 c/s Frequency response 30-8000 c p.s.

ALUMINIUM HEAT SINKS. FINNED TYPE. Sizes 6 1/2" x 4 1/4" x 2 1/4" **95p.** 6 1/2" x 2" x 2 1/4" **65p.**
BALANCED TWIN RIBBON FEEDER 300 ohms. 5p yd.
JACK SOCKET Std. open-circuit 20p, closed circuit 25p;
Chrome Lead-Socket 45p. Mono or Stereo.
Phono Plugs 8p. Phono Socket 8p.
JACK PLUGS Std. Chrome 30p; Plastic 25p; 3.5mm 15p.
STEREO JACK PLUG 30p. SOCKET 25p.
DIN SOCKETS Chassis 3-pin 10p. 5-pin 10p.
DIN SOCKETS FREE 3-pin 25p. 5-pin 25p. DIN PLUGS 3-pin 25p; 5-pin 25p. VALVE HOLDERS, 10p; CANS 10p.
TV CONVERGENCE POTS 15p each Values = 5, 7, 10, 20, 50, 100, 200, 250, 470, 2000 ohms

MONO PRE-AMPLIFIER. £4.50 each or **£8** pair. Post 50p.



Mains operated solid state pre-amplifier unit designed to complement amplifiers without low level phono and tape input stages This free-standing cabinet incorporates circuitry for automatic R I A A equalisation on magnetic phono input and N A B equalisation for tape heads Power ON/OFF, PHONO/TAPE switches and pilot lamp are on the front panel, phono socket input and output are rear located

RADIO COMPONENT SPECIALISTS 337 WHITEHOUSE ROAD, CROYDON
Open 9-6. Wed. 9-1. Sat. 9-5 (Closed for lunch 1.15-2.30)
Radio Books and Components Lists 10p. (Minimum posting charge 30p.) Cash prices include VAT. (We accept Access or Barclaycard. Phone your Order)
Tel. 01-684 1665

TRANSFORMERS

ALL EX-STOCK — SAME-DAY DESPATCH
MAINS ISOLATING VAT 8% **12 and/or 24-VOLT**
 PRI 120/240V SEC 120/240V Separate 12V windings Pri 220-240V
 Centre Tapped and Screened

Ref.	VA (Watts)	£	P&P
07*	20	4.40	79
149	60	6.20	96
150	100	7.13	114
151	200	11.16	114
152	250	12.79	150
153	350	16.28	184
154	500	19.15	215
155	750	29.06	OA
156	1000	37.20	OA
157	1500	45.60	OA
158	2000	54.80	OA
159	3000	79.05	OA

Ref.	Amps	12v	24v	£	P&P
111	0.5	0.25		2.20	45
213	1.0	0.5		2.64	78
71	2			3.51	78
18	4	2		4.03	96
70	6	3		5.35	96
108	8	4		6.98	114
72	10	5		7.67	114
116	12	6		8.99	132
17	16	8		10.39	132
115	20	10		13.18	208
187	30	15		17.05	208
226	60	30		26.82	OA

50 VOLT RANGE

Primary 220-240V
 SEC TAPS 0-20-25-33-40-50V
 20V 0-20V or 25V 0-25V available by connection to appropriate taps

Ref.	Amps	£	P&P
102	0.5	3.41	78
103	1.0	4.57	96
104	2.0	6.98	114
105	3.0	8.45	132
106	4.0	10.70	150
107	6.0	14.62	164
118	8.0	17.05	208
119	10.0	21.70	OA

30 VOLT RANGE

Primary 220-240V
 SEC TAPS 0-12-15-20-24-30V
 12V 0-12V or 15V 0-15V available by connection to appropriate taps

Ref.	Amps	£	P&P
112	0.5	2.64	78
79	1.0	3.57	96
3	2.0	5.27	96
20	3.0	6.20	114
21	4.0	7.44	114
51	5.0	8.37	132
117	6.0	9.92	145
88	8.0	11.73	164
89	10.0	13.33	184

60 VOLT RANGE

Primary 220-240V
 SEC TAPS 0-24-30-40-48-60V
 24V 0-24V or 30V 0-30V available by connection to appropriate taps

Ref.	Amps	£	P&P
124	0.5	3.88	96
126	1.0	5.58	96
127	2.0	7.60	114
125	3.0	10.54	132
123	4.0	12.23	184
40	5.0	13.95	164
120	6.0	15.66	184
121	8.0	20.15	OA
122	10.0	24.03	OA
189	12.0	27.13	OA

AUTO TRANSFORMERS

Primary 240V

Ref.	VA (Watts)	TAPS	£	P&P
113	15	0-115-210-240V	2.48	71
64	75	0-115-210-240V	3.95	96
4	150	0-115-200-220-240V	5.35	96
66	300		7.75	114
67	500		10.99	164
84	1000		18.76	208
93	1500		23.28	OA
95	2000		34.82	OA
73	3000		48.00	OA

SCREENED MINIATURES

Primary 240V

Ref.	mA	Volts	£	P&P
238	200	3-0-3	1.99	55
212	1A, 1A	0-6, 0-6	2.85	78
13	100	9-0-9	2.14	38
235	330, 330	0-9, 0-9	1.99	38
207	500, 500	0-8-9, 0-8-9	2.59	71
208	1A, 1A	0-8-9, 0-8-9	3.53	78
236	200, 200	0-15, 0-15	1.99	38
239	50MA	12-0-12	1.99	38
214	300, 300	0-20, 0-20	2.56	78
221	700 (DC)	20-12-0-12-20	3.41	78
206	1A, 1A	0-15-20, 0-15-20	4.63	96
203	500, 500	0-15-27, 0-15-27	3.99	96
204	1A, 1A	0-15-27, 0-15-27	5.39	96
S112	500	0-12-15-20-24-30	2.64	78

HIGH VOLTAGE

MAINS ISOLATING
 Pri 200/220 or 400/440
 Sec 100/120 or 200/240

VA	Ref.	£	P&P
60	243	5.89	132
350	247	14.11	184
1000	250	41.76	OA
2000	252	54.25	OA

BRIDGE RECTIFIERS

200v	2A	45p
400v	2A	55p
200v	4A	65p
400v	4A	80p
400v	6A	£1.05
500v	10A*	£2.35

TEST METERS

- AV08 Mk 5 **£71.00**
- AV071 **£29.00**
- AV073 **£39.10**
- AVOMM5 MINOR **£24.00**
- WEE MEgger **£58.80**
- AVO T1169 (tests transistors in circuit, no soldering) **£30.00**
- U4315 budget meter (42 ranges) 20Km/VDC 1000V AC/DC (9 ranges) 2 5A AC/DC 500Km resistance, in robust steel case with leads, full instructions **£15.85**
- Avo Cases and Accessories Ex-stock. P&P £1.15. VAT 8%

MINI-MULTIMETER

DC1000V, AC-1000V AC/DC-1000Ω/V DC-100mA Res - 150K Bargain at £5.86 VAT 8% P&P 62p
--

PLASTIC CASES

P81—77 x 56 x 37mm 46p
P82—95 x 71 x 35mm 56p
P83—115 x 95 x 37mm 60p

STEREO F.M. TUNER

Phase lock loop 4 pre-selected stations, varicap tuning, switched AFC Beacon **£20.45** P&P 40p (VAT 12 1/2 %)

Special offer: Trans BE2 — Pri. 0-90-110-200-220-240V. Sec. 0-110V 0-20-24V 2.5A **£2.25** P&P 95p.

CASED AUTO. TRANSFORMERS

240V Cable Input USA 115V Flat pin outlets

Volts	£	P&P	Ref.
15VA	£4.96	96	113W
75VA	£6.03	114	64W
150VA	£8.48	114	4W
200VA	£9.92	145	65W
500VA	£15.73	164	67W
750VA	£18.55	176	83W
1000VA	£22.68	OA	84W
1500VA	£26.02	OA	93W
2000VA	£37.65	OA	95W

HIGH QUALITY MODULES

- 10 watt RMS Amplifier (AL30) **£3.66**
- 35 watt RMS Amplifier (ALB0) **£6.95**
- 25 watt RMS Amplifier (ALG0) **£4.57**
- 125 watt RMS Amplifier (AL350) **£15.95**
- Pre-Amp for 10w (PA12) **£6.70**
- Pre-Amp for 25w (PA100) **£13.88**
- Power Supplies for 10w (PS12) **£1.30**
- Power Supplies for 25w (SPM80) **£3.75**
- Transformer for 10w **£3.09**
- Transformer for 25w (one module) **£4.79**
- P&P Modules 35p. Trans 96p. VAT 12 1/2 %

NEW RANGE HIGH QUALITY TRANSFORMERS.

Sec 45 36-0-36 45 sec to give 36-0-36, 45-0-45 72V or 90V pp, 2A 9-89 1-38, 3A 11-47 1-48, 4A 13-90 1-48, 5A 11-74 2-15, 6A 2-77 2-30

PLUG-IN — SAVE BATTERIES

3300. 6, 7.5, 9v at 300mA plugs direct into 13A socket (fused) **£3.30**
 STABILISED 3, 6, 7.5, 9v at 400mA **£6.61**

ANTEX SOLDERING IRONS

15W **£3.75**, 18W **£3.75**, 25W **£3.95**
 Stand for above **£1.40**, P&P 46p VAT 8%

PLEASE ADD VAT AFTER P&P SEMICONDUCTOR, RESISTOR, CAPACITOR, SEMI CONDUCT OR AUDIO ACCESSORIES & BARGAIN PAKS SAVE POSTAGE CALLERS WELCOME (MON-FRI) OR SEND 15p STAMP FOR LISTS
 PRICES CORRECT AT 25/12/77

Barrie Electronics Ltd.
 3, THE MINORIES, LONDON EC3N 1BJ
 TELEPHONE: 01-488 3316/8
 NEAREST TUBE STATIONS: ALDGATE & LIVERPOOL ST.

WW—070 FOR FURTHER DETAILS

PRE-AMPLIFIER CP-P1



Shown here mounted with its associated components (and the CP-TM1 Peak Programme Monitor) on the CP-MPC1 interconnection board; the CP-P1 is a complete stereo pre-amplifier and tone control module. Performance features > 70 db S/N ratio and > 30 db overload margin (both ref. 3 mV) and distortion of 0.02%. The internal R.I.A.A. feedback compensation around the low-level pre-amp may be replaced with external networks and the tone control circuits can be programmed to give different turnover frequencies if required (including separate bass and treble 'defeat' facilities).

CP-P1 £14.96 incl. (U.K.)

Also Available: Power Amplifiers, Filters, Stereo Image Width Control, Compressor/Expander, Active Crossovers, Power Supplies plus all pots, switches, etc.

MAGNUM AUDIO Ltd.

DEPT W3, 13 HAZELBURY CRESCENT
 LUTON, BEDS. LU1 1DF
 TEL: 0582 28887


SEND LARGE S.A.E. FOR DETAILS

WW—115 FOR FURTHER DETAILS

NEW for electronic design engineers!

FIX-PRINT JIG for printed circuits

Invaluable for holding P.C.B.s and other panels when inserting and soldering components. Can be adjusted to suit work up to 28mm, rotating to gain access to reverse side and locks in any position. All metal.



Price **£10** inc. VAT P&P **£1**. Write or phone for full details.

S2 Drill Stand



Robust, all metal with ample throat dimensions. Adjustable height cantilever with lever actuated feed. Spring return. Will accept both P1 & P2 drills.
 Price **£18.50** inc. VAT. P&P 106p
 P2 Mk 2 Drill **£18** inc. VAT P&P 86p

S1 Drill Stand

Constructed to take the popular P1 drill and ensure a high degree of accuracy in all types of electrical precision work



Price **£5.13**
 inc. VAT P&P 38p
 P1 Drill **£9.67**
 inc. VAT P&P 38p


PRECISION PETITE LTD
 119a HIGH STREET, TEDDINGTON MIDDLESEX TW11 8HG
 TEL: 01-977 0878

WW—016 FOR FURTHER DETAILS

Z & I AERO SERVICES LTD.

Head Office: 44A WESTBOURNE GROVE, LONDON W2 5SF
Tel.: 727 5641 Telex: 261306

RETAIL SHOP
85 TOTTENHAM COURT ROAD, W.1
Tel 580-8403



R.C. OSCILLATOR G3-36A

Made in USSR
Portable transistorized R-C. oscillator providing sinewave and 50/50 squarewave. Four separate output sockets give attenuation ratio of 1, 10, 100 and 1000 Output 0.5 volts R.M.S. Frequency range 20Hz-200KHz in four bands Output impedance 600Ω for sinewave and 4000Ω for squarewave Harmonic distortion 1-2% Power supplies 200-240V AC.
Price £37.00
Packing and delivery £2.00 (VAT 8% to be added to the above figure)

TAUT SUSPENSION MULTIMETERS

Made in USSR



TYPE	U4313	U4315
Sensitivity D.C.	20,000 o.p.v	20,000 o.p.v
Sensitivity A.C.	2,000 o.p.v	2,000 o.p.v
D.C. Current	60μA-1.5A	50μA-2.5A
A.C. Current	0.6mA-1.5A	0.5mA-2.5A
D.C. Volts	75mV-600V	75mV-1000V
A.C. Volts	15V-600V	1V-1000V
Resistance	1K-1M	300Ω-500kΩ
Capacity	0.5μF	0.5μF
Accuracy	1.5% D.C	2.5% D.C
	2.5% A.C	4% A.C

Price complete with pressed steel carrying case and test leads.
Packing and postage

£17.50 £15.85
£1.50 £1.50
Plus VAT at 8%

FULLY GUARANTEED



VALVES

0A2	0.55	6J5GT	0.80	ECC85	0.48	ECL86	0.85	EYS1	0.60	PL802	2.80
0A3	0.75	6J6	0.55	ECC88	0.75	EF80	0.40	EY81	0.50	PY31	0.50
0B2	0.60	6L6GT	0.85	ECC89	0.80	EF85	0.48	EY87	0.50	PY33	0.60
0C3	0.75	6SL7GT	0.70	ECC189	0.80	EF95	0.60	EY88	0.55	PY80	0.60
1B3GT	0.65	6SN7GT	0.70	ECF80	0.80	EF97	0.70	EYS00A	1.50	PY81	0.70
1RS	0.50	12AL5	0.65	ECF82	0.55	EF98	0.70	EZ80	0.50	PY82	0.55
1X2B	1.20	12AQ5	0.55	ECF86	0.80	EF183	0.90	EZ81	0.50	PY83	0.70
5R4GY	1.10	12AT6	0.60	ECF200	0.90	EF184	0.70	KT66	4.50	PY88	0.75
5U4G	0.60	12AT7	0.50	ECF201	0.90	EFL200	1.20	KT88	5.80	PY500A	1.30
5U4G8	0.95	12AU6	0.65	ECF801	0.95	EL36	0.95	PC86	0.85	TT21	7.80
5V4G	0.60	12AU7	0.47	ECF802	0.95	EL41	0.80	PC88	0.85	TT22	7.80
5Y3GT	0.65	12AV6	0.85	ECH42	1.10	EL81	0.65	PC92	0.85	UAC80	0.58
5Z4GT	0.65	12AV7	1.00	ECH42	1.10	EL81	0.65	PC96	0.50	UAF41	0.80
6A84	0.55	12AX7	0.55	ECH81	1.00	EL81	0.65	PC97	0.95	UAF42	0.70
6AJ5	0.65	12AY7	0.85	ECH83	0.60	EL82	0.60	PC98	0.50	UBC41	0.70
6AK5	0.55	12BA6	0.65	ECH83	0.60	EL83	0.60	PCC85	0.60	UBC81	0.60
6AL5	0.40	12BE6	0.80	ECH84	0.55	EL84	0.45	PCC89	0.75	UBF80	0.60
6AM6	0.70	12BH7	0.75	ECH200	0.80	EL86	0.75	PCC189	1.00	UBF89	0.60
6AS5	0.75	12K4	0.50	ECL80	0.60	EL95	0.70	PCF80	0.65	UC84	0.75
6AS6	1.00	19AQ5	0.75	ECL81	0.75	EL504	0.70	PCF82	0.45	UC85	0.55
6AT6	0.75	35A3	0.70	ECL82	0.60	EM80	0.65	PCF84	0.65	UC86	0.75
6AV6	0.75	35B5	0.65	ECL83	1.15	EM81	0.60	PCF84	0.65	UC87	0.75
6AW8A	0.75	35C5	0.70	ECL84	0.70	EM83	0.50	PCF84	0.65	UC88	0.75
6AU6	0.50	35W4	0.70	ECL85	0.65	EM84	0.60	PCF84	0.65	UC89	0.65
6AV6	0.75	50C5	1.00					PCF84	0.65	UC81	0.65
6BA6	0.45	E8BC80	0.55					PCF84	0.65	UC82	0.70
6BE6	0.48	EAF42	0.70					PCF84	0.65	UC83	0.80
6BJ6	1.20	EAF801	0.70					PCF84	0.65	UC84	1.00
6BN6	0.80	EBC41	0.75					PCF84	0.65	UC85	1.00
6BZ6	0.65	EBC81	0.70					PCF84	0.65	UC86	0.50
6E7E	0.70	E8F80	0.50					PCF84	0.65	UC87	0.55
6C4	0.55	E8F83	0.50					PCF84	0.65	UC88	0.85
6C86	0.55	E8F89	0.45					PCF84	0.65	UC89	0.60
6C06	2.20	EC86	0.75					PCF84	0.65	UM84	0.45
6GK5	0.70	EC88	0.75					PCF84	0.65	UY42	0.60
6GK6	0.90	EC91	2.80					PCF84	0.65	UY82	0.60
6J4	1.20	ECC84	0.60					PCF84	0.65	UY85	0.60

All prices are exclusive of VAT [12%+]

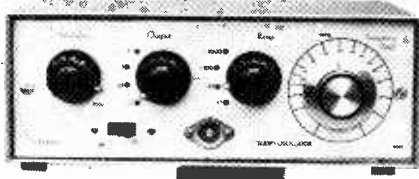
When ordering by post please add (unless otherwise indicated) 30p in £ for packing and postage, plus appropriate rate of VAT.

Minimum order charge for approved credit customers is £20.00. Any order below £20.00 (before VAT) should be accompanied by remittance

Minimum transaction charge for cash order, regardless of the value of goods is £1.00

Our new 1978 Catalogue is now ready. Please send P.O. or stamps for 30p for your copy

WW-066 FOR FURTHER DETAILS



HIGH QUALITY

Very Low Distortion Audio Signal Generators Ideal Instruments for Hi-Fi testing

Based on Linsley Hood designs

Distortion levels .02% and below .002%.
Frequency range 10hz-100Khz. Output 1v (attenuated).
Standard Model A0113 (Kit £22)
— ditto — but with Push button freq. select. £26.00 .02%
Standard model but in metal case £27.00 .02%
Very Low Distortion model (A0146) £30.00 .02%
— ditto — in Kit Form (less case and panel) £35.00 .002%
— ditto — in Kit Form (less case and panel) £17.90 .002%

Tax 8% extra. Post Pkg and insurance £1.25.

Other instruments. Millivoltmeter Frequency Meter, Reg. P.S Units THD Analyser. Also Hi-Fi Amp Kits 10-100 F.M. Tuners. Kef Speaker Units.

S.A.E. for instrument leaflets to **TELERADIO ELECTRONICS (W.W.)**, 325 Fore Street, Edmonton, London, N.9. 01-807 3719.

WW 092 FOR FURTHER DETAILS

PPM2: IEC268-10A; draft BS5428

The latest refinements of BBC programme monitoring philosophy are now embodied in an International Standard

The new IEC Standard defines considerably closer tolerances than BS4297 for temperature stability and specifies for the first time the frequency response at all signal levels as well as requiring a wider response than previously. Performance to isolated tone bursts is defined in a more stringent way and a new clause specifies the reading to be given when very low levels of signal are applied


PPM2 is a standard performance drive circuit which can be mounted on the rear of a meter movement or by separate fixing holes. Connections are to a gold plated edge connector, with terminals also provided if direct wiring is preferred. It is manufactured under licence from the BBC and meets the requirements of the BPO, IBA, EBU and broadcasting organisations of other countries. Ernest Turner meter movements 642, 643 and TWIN are available from stock, as are flush mounting adaptors and illumination kits

The coaxial red and green pointers of the TWIN offer an unrivalled method of monitoring stereo. PPM2 drive circuits are aligned for decay tracking such that any two boards will produce pointer overlay on a TWIN during Fall-Back. This allows accurate checking of channel balance during items of programme intended to be centre stage

Stereo Amplifier 2 * 10 Outlet Distribution Amplifier 2 * Stabilizer * Peak Deviation Meter * Chart Recorders

SURREY ELECTRONICS, The Forge, Lucks Green, Cranleigh, Surrey GU6 7BG (STD 04866) 5997

DRAKE Radio Shack Ltd



DRAKE SSR-1 GENERAL COVERAGE RECEIVER 0.5-30MHZ 30 BANDS 10KHZ READOUT

£149.85 ACCESS OR BARCLAYCARD
Details 15p stamps or 4 I.R.C. Foreign

AS WELL AS DRAKE EQUIPMENT WE ARE THE DIRECT IMPORTERS OF HAL RTTY AND MICROPROCESSORS ATLAS, NYE MORSE KEYS, PRESTEL VHF / UHF PROFESSIONAL FIELD STRENGTH METERS HAM RADIO CIR ASTRO 200 HY-GAIN CDR ROTORS HUSTLER OMEGA-T SYSTEMS MFJ FILTERS AND SPEECH PROCESSORS, SUPEREX WE ALSO STOCK SHURE MICROPHONES YAESU MICROWAVE MODULES SOLID STATE MODULES ICOM COPAL CLOCKS G-WHIPS BANTEK MOSLEY DAIWA ASAHU JAYBEAM, DECCA AND THE USUAL ACCESSORIES—COAX CONNECTORS INSULATORS VALVES, Etc

We are situated just around the corner from West Hampstead Underground Station (Bakerloo line). A few minutes walk away is West Hampstead Midland Region station and West End Lane on the Broad Street Line. We are on the following Bus Routes 28 59 159. Hours of opening are 9-5 Monday to Friday. Closed for Lunch 1-2 Saturday we are open 9-12 30 only. World wide exports

DRAKE * SALES * SERVICE

RADIO SHACK LTD.

188 BROADHURST GARDENS, LONDON NW6 3AY
Giro Account No. 588 7151. Telephone: 01-624 7174. Cables: Radio Shack, London, N.W.6. Telex: 237118

MINIATURE PLUG-IN RELAYS (with perspex dust cover and base) 24-48v D.C. in stock
2 pole c/o 60p 6 make 60p. 4 post c/o 75p P&P 10p

FIBREGLASS COPPER-CLAD BOARD

9x 4 1/2 x 1/16in 40p P&P 10p
9x 6 x 1/16in 50p P&P 15p
12 x 9 x 1/16in. £1 P&P 20p
Double sided 1/2p per sq. in. extra

MAGNETIC COUNTERS

3 Digit Reset (240v A.V.) £1 75 P&P 25p
6 Digit Reset (24v D.C.) £4 P&P 25p
4 Digit Non-Reset (24v D.C.) £1 P&P 25p
6 Digit Non-Reset (240v A.C.) £1 50 P&P 25p

MULTICORE CABLES

4 CORE RIBBON (RAINBOW) CABLE 4 — 10/ .2m.m.
Forming 1/2in wide strip. 10m—75p 50m—£3 100m—£6 P&P 1p per metre
8 CORE RIBBON (RAINBOW) CABLE 8 x 14/76
Forming 1/2in wide strip. 10m—£1 50 50m—£6 50 100m—£12 P&P 1p per metre
10 CORE CABLE 10 x 7/76 (10 colours) P.V.C.
O.D. 7m m 10m—£2 50m—£8 50 100m—£16 P&P 2p per metre
12 CORE SCREENED CABLE 12 x 14/76 with outer screen —P.V.C covered O.D.
9m m
10m—£4 50m—£18.50 100m—£35 P&P 2p per metre

16 PAIR RIBBON CABLE 16 x 2 core P.V.C

Double sheathed forming 2in wide strip
10m—£3 50m—£13.50 100m—£25 P&P 2p per metre

E.H.T. MODULES (Resin encapsulated in metal box)

Input 240v 50 Hz. **Type 1** O/P 8kv @ 15 watts £8 75 P&P £1
Type 2 O/P 13.7kv @ 7 watts £10 P&P £1

P.C. EDGE CONNECTORS

32 way (1 pitch) finished ends 40p P&P 10p
56 way (1 pitch) cuttable 65p P&P 15p
64 way (1 pitch) cuttable 75p P&P 15p
64 way gold plated pins 90p P&P 15p
Mounting pillars for 56/64 way 15p per pair

'DRYFIT' RE-CHARGABLE BATTERIES (Lead/Acid)

Ex Equip Good condition, tested
6v @ 6 A H £3 50 P&P 75p
6v @ 7.5 A H £4.00 P&P 75p

"BLEEPTONE" AUDIO ALARMS (Ex Equip) 12v. D.C 75p P P 10p

EMERGENCY LIGHTING UNITS. Automatically Switches to stand-by-battery power (24v) when mains fails. Keeps battery pack fully charged on normal supply. £15 (ex batteries) P.P. £1.50

VARLEY LEAD-ACID BATTERIES. 6v 36 A H non-spill. £6 ea P.P. £1 50

J. B. PATTRICK

191/193 London Road
Romford, Essex RM7 9DJ
Romford 44473



POWER AMPLIFIER CP2-15/20

Each **CP2-15/20** contains two identical amplifiers, each of which can give 20 Watts rms into 4 Ohms (15W into 8 Ohms). Alternatively the module may be connected to give 40 Watts into 8 Ohms. Protection is provided against short and open circuit loads, reverse supply connection (as all Magnum Modules) and thermal overload. Transient performance is virtually unaffected by loading and free from overshoot and TIM distortion. THD is typically 0.03% @ 1 kHz. All this adds up to a versatile and robust amplifier of extremely 'clean' and 'musical' performance.

CP2-15/20 £14.46 inc. (U.K.)

Also Available: Pre-Amplifiers, Peak Programme Monitors, Filters, Stereo Image Width Control, Compressor/Expander, Active Crossovers, Power Supplies, Interconnection PCBs, plus all pots, switches, etc.

MAGNUM AUDIO Ltd.

DEPT W2, 13 HAZELBURY CRESCENT
LUTON, BEDS. LU1 1DF
TEL: 0582 28887

SEND LARGE S.A.E. FOR DETAILS

WW-116 FOR FURTHER DETAILS

FOR RESEARCH MACHINES 380Z COMPUTER SYSTEMS PLEASE SEND FOR INFORMATION AND PRICES

SINTEL

CMOS	CMOS	CMOS	CMOS	CMOS	CMOS	CMOS					
CD4015	0.83	CD4032	0.89	CD4049	0.50	CD4072	0.20	CD4099	1.65		
CD4016	0.48	CD4033	1.25	CD4050	0.43	CD4073	0.20	CD4502	0.81		
CD4017	0.75	CD4034	1.71	CD4051	0.82	CD4075	0.20	CD4510	1.01		
CD4018	0.83	CD4035	1.06	CD4052	0.82	CD4076	1.17	CD4511	1.25		
CD4019	0.50	CD4036	2.86	CD4053	0.82	CD4077	0.39	CD4514	2.47		
CD4020	0.15	CD4037	0.85	CD4054	1.04	CD4078	0.20	CD4515	2.82		
CD4001	0.17	CD4021	0.90	CD4038	0.96	CD4055	1.18	CD4081	0.20	CD4516	1.01
CD4002	0.17	CD4022	0.82	CD4039	2.78	CD4056	1.18	CD4082	0.20	CD4518	0.97
CD4006	1.04	CD4023	0.18	CD4040	0.97	CD4059	4.29	CD4085	0.64	CD4520	1.04
CD4007	0.18	CD4024	0.70	CD4041	0.75	CD4060	1.00	CD4086	0.84	CD4527	1.43
CD4008	0.87	CD4025	0.20	CD4042	0.69	CD4063	0.98	CD4089	1.39	CD4532	1.21
CD4009	0.50	CD4026	1.55	CD4043	0.88	CD4066	0.55	CD4093	0.80	CD4555	0.78
CD4010	0.50	CD4027	0.44	CD4044	0.84	CD4067	3.35	CD4094	1.69	CD4556	0.78
CD4011	0.18	CD4028	0.77	CD4045	1.28	CD4068	0.20	CD4095	0.94	MC14528	0.93
CD4012	0.20	CD4029	1.03	CD4046	1.20	CD4069	0.20	CD4096	0.94	MC14553	4.43
CD4013	0.43	CD4030	0.50	CD4047	0.89	CD4070	0.46	CD4097	3.35		
CD4014	0.83	CD4031	2.00	CD4048	0.50	CD4071	0.20	CD4098	0.98		

SOLDERCON PINS	CLOCK CMPS	DISPLAYS	CRYSTALS	MEMORIES/μ Ups	MEK6800D2	100.00
100	0.50 AY512D2	3.10 TYPE FMS50 C.C. 1.30	32.768 KHz	2.95	MC6800	13.88
1000	4.00 MK50253	3.45 TYPE TIL 321 CA 1.30	4.90	MC6802	6.94	
3000	10.50	5.40 5L01		280 CPU	16.00	
				2102A.6	22.40	
				2112A.4	10.15	
				280-CTC	10.15	
				280-PI	10.15	

Free data is available on some of these items. SEND FOR FREE CATALOGUE

DATA BOOKS	PRICE
IBM Memory Design Handbook	£5.20
IBM 8080 Microcomputer System Users Manual	£8.25
Intel 8085 Microcomputer System Users Manual	£5.15
Motorola Booklet From the Computer to the Microprocessor	£1.80
Motorola 6800 Microprocessor Applications Manual	£2.50
Motorola 6800 Microprocessor Applications Manual	£2.95
Motorola 6800 Programming Manual	£5.35
National SC MP Intros User's Manual	£0.75
National SC MP Intros User's Manual	£1.80
National SC MP Intros Design Manual	£2.10
National SC MP Intros Design Manual	£5.45
RCA CMOS and Logic Data Book	£2.95
Texas Instruments PCL (Logic) Data Book	£2.95
Texas Instruments PCL (Logic) Data Book	£7.50
Z80 Assembly Language Programming Manual	£5.90
Z80 CPU Tutorial Manual	£0.80
Z80 CTC Peripheral Specifications	£3.30
Z80 CPU Tutorial Manual	£1.95
THE BEST OF BYTE Vol. 1. A selection of best articles from the first twelve issues of BYTE magazine.	£11.95

FAST SERVICE. We guarantee that Telephone Orders for goods in stock, received by 4.15 p.m. (Mon-Fri) will be dispatched on the same day by 1st Class Post (some heavy items by parcel post) and our stocking is good. Private customers should telephone and pay by giving their Access or Barclaycard number with a minimum order value of £5. Official orders no minimum. Official orders, Companies, Govt. Nats., Inds., and Univs.

ORDERS: Write to SINTEL, PO BOX 75C OXFORD, TEL: 0865 49791. TELEPHONE ORDERS: 0865 49791. CASH ORDERS: 0865 49791. CREDIT CARD ORDERS: 0865 49791. EXPORT ORDERS: Write to SINTEL, PO BOX 15, OXFORD, ENGLAND. For export postage rates.

SEND YOUR ORDER TO **SINTEL PO BOX 75C OXFORD Tel: 0865 49791**

Electrical Instruments Sales & Service

70 TWIST LANE, LEIGH WN7 4DP
TEL. LEIGH (0942) 675422

Repairers and Suppliers of most types of Electrical Measuring Instruments

	New	Reconditioned	Average Service Cost
Avometer Model 8	76.10	50.00	18.00
Avometer Model 7	78.50	50.00	18.00
Avometer Model 40	78.50	P.O.A.	18.00
Avo Multiminor	25.10	16.00	11.00
SEI Selectest S.50	71.40	—	18.00
SEI Selectest S.K.	68.70	—	18.00
SEI Minitest	26.22	—	11.00
Risso Reptest 60	23.30	—	11.00
Triplet II	60.90	—	—
Avo Carrying Case	16.00	6.00	—
BM6 Battery Megger	56.85	30.00	15.00
BM7 Battery Megger	41.50	—	14.00
Wee Megger	63.00	25.00	15.00
Metrohm	44.50	27.00	14.00
New Avo DA116	99.00	—	—

This is just a selection of the hundreds of instruments that we sell and service. For further details of our extensive range, ring the above number or call at our service dept. The prices quoted are subject to alteration without notice and are not inclusive of V.A.T. or post and packing.

Approved repairers of Edgcombe Peebles (Metrohm), SEI (Selectest), Risso (Reptest), and Amprobe Instruments. Contractors to the electricity supply industry and other public bodies.

WW-058 FOR FURTHER DETAILS

RADIO OPERATORS and RADIO TECHNICIANS

to service UNITED NATIONS missions on rotating basis in any part of the world.

Radio Operators must hold 1st or 2nd Radio Operator's licence from Telecommunications Authority. Minimum international Morse code speed 30 wpm on semi-automatic key (Vibroplex), teletype minimum 50 wpm — must be able to operate and maintain telegraph and voice radio transmitters, receivers and ancillary equipment such as trailer power units, TTY, TD, etc., and be familiar with erection of mobile radio stations' antennae and emergency repairs. Salary US\$11,883 (net after staff assessment \$10,182 with dependents, \$9,594 at single rate).

Radio Technicians must have a diploma from a Radio Technical School and be able to install, maintain and operate fixed transmitters up to 40 KW, mobile and portable transmitting equipment, communications receivers, diversity systems and ancillary equipment associated with above, FSK, Teletype equipment and power generators. Must also be able to devise and erect omni-directional antennae and feeder lines. Climbing antennae masts may be required as field missions do not normally employ riggers for this purpose. Maintenance and repair teletype equipment of Teletype Corp. and Siemens make may be required. If candidates not experienced in these operations at recruitment time, they should be willing to acquire proficiency on teletype within a reasonable time. Salary US\$13,858 (net after assessment \$11,608 with dependents, \$10,926 at single rate).

All candidates must have a valid driver's licence. Appointments are for one year, with possibility of renewal, and are subject to medical examination. In addition to salary a monthly allowance will be paid, varying from US\$116 to \$500 depending on duty station, payable in local currency. Good additional benefits.

Candidates may apply in writing to:

Miss Faith Metcalf, Office of Personnel
UNITED NATIONS — Room UNDC 200
New York, N.Y. 10017, USA

**ANY
MAKE-UP
OR COPY
QUERIES
CONTACT
JOHN
GIBBON
OR
TONY
FAYERS**

01-261 8353

Heard any good books lately?



Good listening begins with the right equipment — and the Hi-Fi Year Book gives you the low down on just about everything the market has to offer. With separate illustrated sections for every major category of equipment, it's got descriptions, prices, specifications, who makes it, where to buy it — everything you need to know. And all this information is backed by authoritative articles on the latest hi-fi developments, including quadrasonic recording. But you'd better order your copy quickly — lots of people will be pricking up their ears at news of this latest edition.

HI-FI YEAR BOOK 1978

Available direct from the publishers @ £3.40 inclusive or from leading booksellers and newsagents price £3.00.

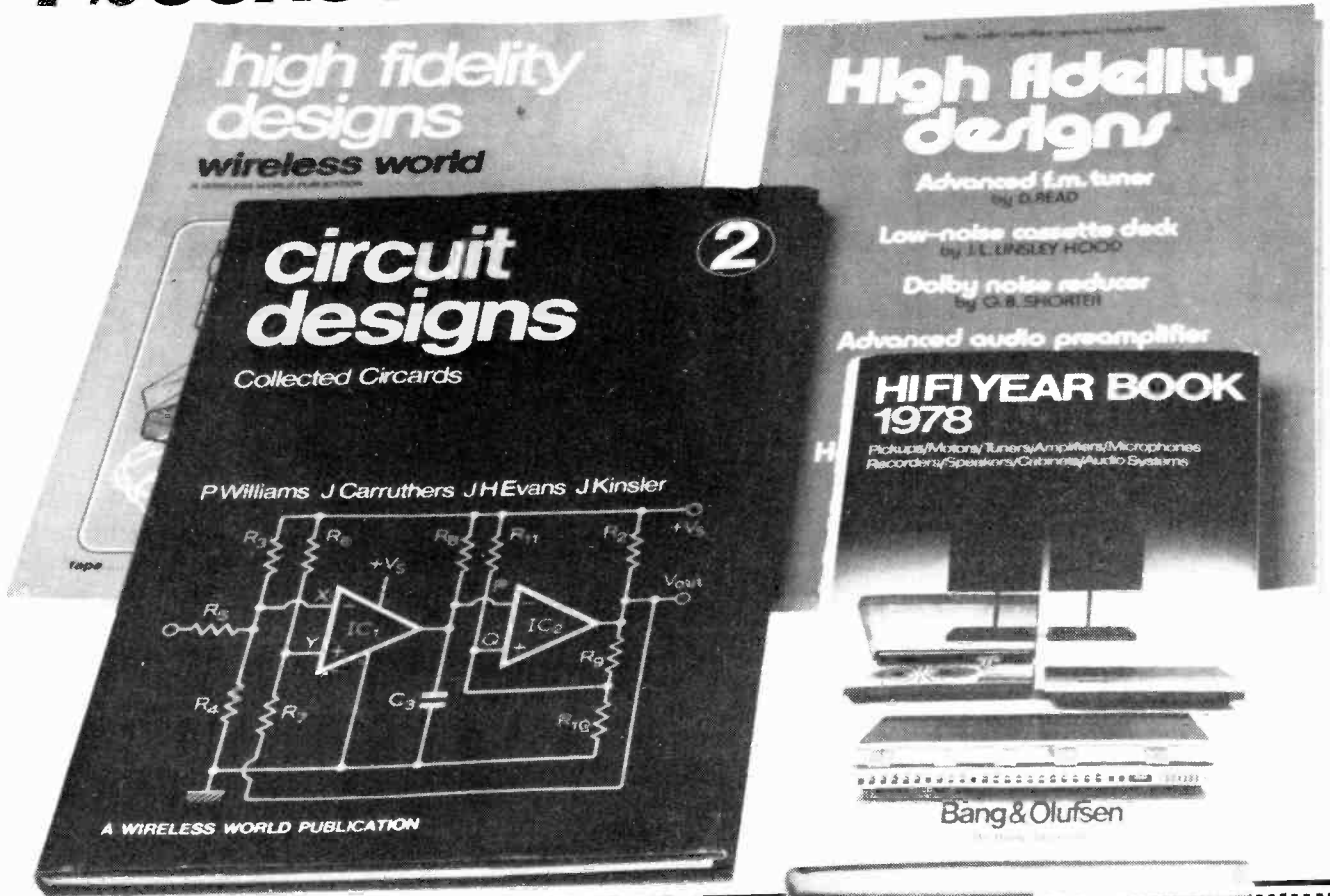
To: IPC Business Press Ltd., Room CP34 **ORDER FORM**
Dorset House, Stamford Street, London SE1 9LU.
Please send me _____ copy/copies of Hi-Fi Year Book 1978 @
£3.40 a copy inclusive, remittance enclosed
Cheque/P.O. should be made payable to IPC Business Press Ltd

NAME _____
(please print)
ADDRESS _____

Registered in England No. 677128
Regd. Office: Dorset House, Stamford Street, London SE1 9LU

WW

4 books from Wireless World



CIRCUIT DESIGNS-2 £12.50 inc.

The second collection of ten of Wireless World's highly successful Circards - previously published by the journal - giving selected circuits and other circuit data.

Includes:
Basic logic gates
Wideband amplifiers
Alarm circuits
Digital counters
Pulse modulators

C.d.as - signal processing
C.d.as - signal generation
C.d.as - measurement and detection
Monostable circuits
Transistors pairs

HI-FI YEAR BOOK 1978 £3.40 inc.

Your comprehensive guide to the major categories of hi-fi equipment, with pictures, descriptions, specifications, prices - everything you need to help you in your choice of equipment - backed by authoritative articles on choosing and using.

HIGH FIDELITY DESIGNS-1 £1.35 inc.

This book is the first collection of popular audio constructional articles formerly published in Wireless World. It covers the whole range of equipment, from signal sources to speakers and headphones, and from it can be selected a system suitable for most requirements.

Includes:
From Hacksaw to Haydn
High-quality tape recorder
Turntable construction
Pick-up arm construction
F.M. stereo tuner
Phase-locked stereo decoder
Bailey-Burrows preamplifier
30-watt high fidelity amplifier
30-watt amplifier modification

Modular preamplifier design
Simple class A amplifier
New approach to class B amplifier design
A non-resonant loudspeaker enclosure
Low-cost high-quality loudspeaker design
Electrostatic headphone design
An i.c. peak programme meter

HIGH FIDELITY DESIGNS-2 £2.75 inc.

Published to meet the continued demand for reprints of Wireless World constructional projects, this book contains twenty five more of the 'most requested' articles which readers have asked for:
F.M. tuner design
Novel stereo f.m. tuner
Low-noise, low-cost cassette deck
Wireless World Dolby noise reducer

Wideband compander design
High quality compressor/limiter
An automatic noise limiter
Modular integrated circuit audio mixer
The "walltenna"
Electronic piano design
Advanced preamplifier design
High quality tone control
Multi-channel tone control
Bailey Burrows preamplifier
30-watt high fidelity amplifier
30-watt amplifier modification

Baxandall tone control revisited
Active crossover networks
Electrostatic headphone amplifier
Class A power amplifier
An i.c. peak programme meter
Horn loudspeaker design
Horn loudspeaker
The transmission-line loudspeaker enclosure
Commercial quadraphonic systems

ORDER FORM

To: General Sales Department,
IPC Business Press Ltd.,
Room CP34, Dorset House,
Stamford Street, London SE1 9LU

Please send me publications as indicated below:
(please state quantity)

- Circuit Designs-2** @ £12.50 inc.
- Hi-Fi Year Book 1978** @ £3.40 inc.
- High Fidelity Designs-1** @ £1.35 inc.
- High Fidelity Designs-2** @ £2.75 inc.

I enclose remittance value £.....
(cheques payable to IPC Business Press Ltd.)

NAME (PLEASE PRINT).....
ADDRESS.....
.....
.....

WW/7A/77

Company registered in England
No. 677128. Registered office:
Dorset House, Stamford Street,
London SE1 9LU.

Appointments

Advertisements accepted up to 12 noon Monday, May 1, for the June issue, subject to space being available.

DISPLAYED APPOINTMENTS VACANT: £7.50 per single col. centimetre (min. 3cm).
LINE advertisements (run on): £1.10 per line, minimum three lines.
BOX NUMBERS: 50p extra. (Replies should be addressed to the Box Number in the advertisement, c/o Wireless World, Dorset House, Stamford Street, London SE1 9LU.)
PHONE: Eddie Farrell on 01-261 8508
Classified Advertisement Rates are currently zero rated for the purpose of V.A.T.

Land a good job

Your
 Radio Officer's
 qualifications
 can mean a lot
 here on shore

If you're thinking of a shore-based job, here's where you'll find interesting work, job security, good money, and the opportunity to enjoy all the comforts of home where you appreciate them most - at home!

The Post Office Maritime Service has vacancies at Portishead Radio and some of its other coast stations for qualified Radio Officers to undertake a wide variety of duties, from Morse and teleprinter operating to traffic circulation and radio telephone operating.

To apply, you must have a United Kingdom Maritime Radio Communication Operator's General Certificate or First Class Certificate of Proficiency in Radio-telegraphy or an equivalent certificate issued by a

Commonwealth Administration or the Irish Republic. And, ideally, you should have some sea-going experience.

The starting pay at 25 or over works out at around £4093; after three years' service this figure rises to around £5093. (If you are between 19 and 24 your pay on entry will vary between approximately £3222 and £3732). Overtime is additional, and there is a good pension scheme, sick-pay benefits, at least 4 weeks' holiday a year, and excellent prospects of promotion to senior management.

For further information, please telephone Andree Trionfi on 01-432 4869 or write to her at the following address: ETE Maritime Radio Services Division (L690), ET 17.1.2, Room 643, Union House, St. Martins-le-Grand, London EC1A 1AR.

Post Office Telecommunications

THE CITY UNIVERSITY COMPUTER ENGINEER

A vacancy exists for an engineer (male or female) to work on the maintenance and development of computing equipment (electrical and mechanical)

Experience of ICL1900 series computers and EAL equipment would be an advantage. Applicants may eventually be required to work unsupervised shifts. The equipment includes 2 x 1900 series computers, an EAL690 hybrid system and a PDP11/34.

Salary will be in the range £3345 to £3966 or £3966 to £4722 per annum inclusive of London Allowance. Shift Allowance is paid and annual leave is 3 weeks plus one week at Christmas and Easter, inclusive of Bank Holidays.

Application forms and further details can be obtained from the Personnel Office, The City University, St. John Street, London EC1V 4PB. (Tel. 253 4399 extn 334). (8030)

ELECTROSONIC S.E. LONDON TEST/TECHNICAL SUPPORT ENGINEERS STARTING SALARY £3300-£3700

Electrosonic Ltd. is a leading company in the rapidly expanding fields of lighting control and audio visual systems situated in South East London, within easy reach of rural Kent.

Experienced electronic engineers are required initially for testing and fault finding of unit and systems electronic equipment employing some of the latest digital and analogue circuitry.

Applicants should have considerable experience in the testing and fault finding of modern electronic equipment, academic training to HNC/Degree level is desirable.

The jobs offer opportunities for gaining broad based experience in electronic technology with prospects for transfer to technical support positions in the company's software or hardware design teams and project engineering section after two years in the test department.

Applications to:

Mr. R. D. Naisbitt, Personnel Director
ELECTROSONIC LTD.
 815 WOOLWICH ROAD, LONDON SE7
 TELEPHONE: 01-855 1101

(8094)

ELECTRONICS TECHNICIAN

Salary Scale £3162-£4708

This is a new post, created to help improve audiology (hearing testing) services in the area covered by the North West Thames Regional Health Authority. It is intended to provide a calibration and equipment advisory service for audiology and hearing aid centres throughout the Region.

The work includes routine calibration and servicing, and some development work in the Audiology Department at Charing Cross Hospital.

The technician will work under the supervision of, and to the standards defined by the Audiological Scientist. He or she will work in conjunction with the Electronics Section of the Department of Medical Physics. Applicants should have an interest in audiology electronics but can be trained in the use of calibration. Own transport would be an advantage.

Further details and an application form for either of the above posts obtainable from the District Personnel Department, Charing Cross Hospital, Fulham Palace Road, LONDON W6 8RF. Tel 748 2040 ext 2997.

Closing date for receipt of applications 28th April, 1978

8039

ELECTRONICS ENGINEERS

We have openings everywhere from 300 fathoms
up to 70,000 feet



The launch of our new expansion programme means a total of 1500 new jobs in Scotland over the next five years and we are looking for people like you to fill some of the most vital ones.

It is our belief that we hold a bright future for electronic and mechanical design/development engineers in our organisation which has established a world-wide reputation for designing and producing technologically advanced systems for the world's armed forces.

Even so, the major avionic systems being produced for Tornado, the Sea Harrier, the Jaguar, the Nimrod, the Japanese F-1 and the Lynx Helicopter represent only one level of our operation.

We are now in the business of applying our technology to land and sea. Revolutionary Ferranti Systems made in the Edinburgh area, in the form of communication technology, are being used throughout the world to increase industrial efficiency. And revolutionising petrol station forecourts throughout Britain is Ferranti Autocourt.

The technology, which the company has developed over the years for military applications, is even being used to solve problems in the North Sea. Current interests include equipment for surveying the precise position of oil well holes, a navigator for mini-submarines, crane load transfer systems, tele-control and communications systems.

Test Engineers: Technical Authors:
Draughtsmen/women:
Design and Development Engineers:
Service Engineers: Spares Engineers:
Planning Engineers:
Production Engineers:



These are the people we are looking for, to be based in one of Europe's finest cities with excellent recreational and cultural amenities. Ferranti offers you an ideal situation in which to bring up your family. We operate a Staff Contributory Pension Scheme, pay realistic relocation expenses and we shall endeavour to advise on housing. What more could you ask for, except an application form?

If you would like one, please write or ring: John McPhee,

Staff Appointments Officer,
Ferranti Limited, Ferry Road,
EDINBURGH EH5 2XS.
031-332 2411, Ext. 226.

FERRANTI

(8027)



Installation Engineers around the World.

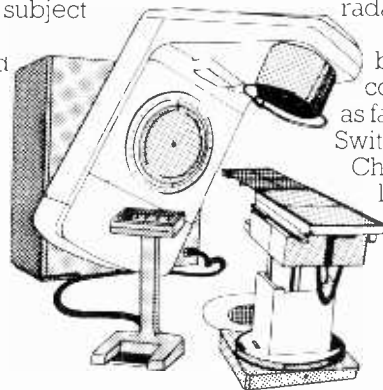
M.E.L. a Division of Philips Electronic and Associated Industries is committed to the Development, Manufacture and Marketing of advanced Linear Accelerators. They are installed in major hospitals throughout the world. These machines play an important role in the treatment of Cancer, a subject which demands sustained developments, sophisticated equipment and highly professional Engineers.

If you are a self-reliant, mature and adaptable Engineer prepared to spend periods of six to sixteen weeks away from base, join our team and

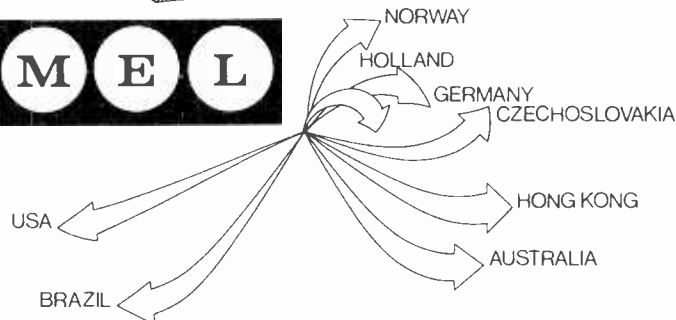
share the challenge and rewards of worldwide installation work.

Male or female, you will need to be qualified to HNC level with a good knowledge of semi-conductor and digital circuitry and ideally with experience of modern high power radar and computer systems.

Based in Crawley, Sussex midway between London and Brighton you could become involved in projects as far afield as the USA, Austria, Switzerland, Yugoslavia, Holland, China, Brazil and Norway. So if you are looking for the opportunity to carry out worthwhile medical installation work on a worldwide basis, get in touch - NOW.



Contact Alistair Budd,
Personnel Officer,
M E L, Manor Royal, Crawley, Sussex.
Telephone: Crawley 28787.



CA CAPITAL APPOINTMENTS LTD.

FREE JOBS LIST
for
FIELD SERVICE ENGINEERS
BASIC SALARIES TO
£5,000 + CAR (7707)

30 Windmill Street, London, W1
01-637 5551

A CHALLENGING CAREER IN TV

Join Audio + Video Ltd. in London's West End. If you are capable of maintaining RCA and Ampex quad VTRs, RCA and Rank telecines, TBCs and other associated equipment, then we would like to meet and talk to you. Now that we have just taken delivery of a Marconi DICE standards converter, the position we are offering is even more interesting. A good working knowledge of helical scan machines would be a definite asset.

Engineers in various categories are wanted. Salary scale within the range £3,500 to £5,500.

Why not call Cliff Carroll now on 01-850 7161. (0896)

A challenging career in the Medical Field

International X-Ray Company, a leader in its field, has several interesting positions for

X-RAY ENGINEERS

These vacancies occur in the Middle East, Far East and Australia. Very generous salaries will be paid to the successful applicants together with free accommodation. A Company Car will also be provided. There are excellent promotion prospects for the right persons. Those applying should be suitably qualified electronically and preferably have some experience in the X-Ray Field. An additional advantage would be a working knowledge of one of the following languages: French, Spanish, or Arabic.

Please apply in writing to:

C. G. R. Medical Ltd.
Astronaut House, Feltham, Middlesex

Giving full details of education and career to date. (8118)

SOUTH HAMMERSMITH HEALTH DISTRICT

ELECTRONICS TECHNICIAN
Salary scale £3162-£4129

Required to work on a wide range of service, electrical safety, and development work in the Electronics section of the Medical Physics Department at Charing Cross Hospital.

Applicants should hold at least an O.N.C. or equivalent and have had recognised practical training.

Further details and an application form from District Personnel Department, Fulham Palace Road, Charing Cross Hospital, Fulham Palace Road, London W6 8RF. Tel. 748 2040 ext. 2997.

Closing date for receipt of application 28th April. (8026)

CAPITAL APPTS.

FREE LISTS
101 Design / Development and Test Jobs
Permanent and Contract
To £6,000 7708

29 Windmill St. London, W1.
637 5551 day, 636 9659 eve.

H.M.G.C.C.

Has vacancies for:

ELECTRONIC ENGINEERS

to work in the fields of:

- a) HF/VHF/UHF communications equipment design and development
- b) General circuit design, analogue and digital.

Appointment will be in the grades of Higher Scientific Officer and Scientific Officer for which the minimum academic qualification is HNC or equivalent. For Higher Scientific Officer 5 years' post-qualification experience is required except for candidates with First or Second Class Honours degree when this is reduced to 2 years' post graduate experience.

Salaries are:

Scientific Officer £2593 - £4032
Higher Scientific Officer £3746 - £4976

Also required are:

ELECTRONIC DRAUGHTSMEN/WOMEN

Minimum qualification is Ordinary National Certificate or equivalent but preference will be given to more experienced candidates with higher qualifications.

Lower Salary Scale £2875 - £3951 for minimum qualifications
Higher Salary Scale £3951 - £4447

All above salary scales include Phase I and II Pay Supplements.

For application forms please apply to:

The Administration Officer (Dept. W4/78)
HM Government Communications Centre
Hanslope Park
Hanslope
Milton Keynes
Bucks
MK19 7BH

Technical People Communications, Instrumentation and Control Potters Bar

The Telecommunications Department of Eastern Gas has a number of attractive career opportunities within its technical team.

It's Eastern Gas policy to give young technical talent every encouragement to gain extra qualifications. Those displaying ambition and potential are given the opportunity to attend our Management College allowing them to progress and to fill the Senior Management Posts of the future.

These posts are open to young men and women aged 23 or over with ONC in Electrical Engineering or City and Guilds certificate in Telecommunications. Ideally you will have previous experience in maintenance or installation in either microwave, digital systems or instrumentation.

Reference 8528 WW.

Start a career now in Telecommunications Instrumentation and Control

Potters Bar

Do you have 'O' levels in science based subjects and are currently studying for ONC OND or 'A' levels? If so we are willing to provide training for an absorbing and well paid career in telecommunications, instrumentation and control systems. This could possibly include sponsorship to attend colleges to obtain further technical qualifications.

The work is concerned with the design, maintenance and operation of large and sophisticated integrated communications networks a field which is developing fast.

Reference 8847 WW.

We offer attractive salaries, excellent conditions of employment, including a pension scheme and sports and social facilities.

If you are interested please write or phone for further information to Senior Recruitment Officer, Eastern Gas, Star House, Mutton Lane, Potters Bar, Herts EN6 2PD.

Telephone: Potters Bar 51151 ext 426.

(8056)

EASTERN GAS



UNIVERSITY OF YORK DEPARTMENT OF PSYCHOLOGY

A vacancy exists for a

TECHNICIAN GRADE III

in the Department's electronic/mechanical workshop. The appointee as a member of a small team will be employed to assemble, maintain and repair primarily electronic equipment used in the Department's teaching and research laboratories. The successful applicant will be qualified to OND/ONC, electronic apprenticeship or equivalent level. Experience of analogue or digital circuitry is particularly relevant.

Salary scale according to age and experience within scale £2,688-£3,060. Applications in writing giving the names and addresses of two referees to the Deputy Bursar, University of York, Heslington, York YO1 5DD. by 6 May, 1978.

(8031)

We pay top salaries for the right engineers Starting at £4000 p.a. for Bench Engineers Increasing appreciably for Field Service Engineers

London's largest independent radio-telephone company is expanding fast! We have built a reputation for reliable efficient service. If you have the capability we need you urgently

Knowledge or experience of mobile V.H.F. equipment is what we're looking for. Call Mike Rawlings or Bill Clarke on 01-328 5344 Now!

(7994)

London Communications

(Equipment) Ltd

30 Boundary Road, London NW8 01 328 5344

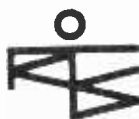
TELEVISION ENGINEER

A company operating in the horse racing industry has a vacancy for an engineer with a good general educational background and experience of colour cameras, VTR and VCR machines and associated equipment. Opportunity to join a lively team and assist in operating and maintaining our mobile colour control room on racecourses throughout the UK. The work is interesting and varied. Salary £3000-£3600 according to qualifications and experience plus overtime and expenses when on location.

Please write for company application form to:

The Company Secretary
**RACECOURSE TECHNICAL
SERVICES LTD.**

88 Bushey Road, Raynes Park, SW20
Tel. 01-947 3333



(8047)

Electronics Engineer

Herts

To £5,000

Are you an electronics engineer looking for a job with real prospects, who is flexible, enthusiastic and ambitious enough to be really involved in a small growing company? The Technical Director, an acknowledged expert in his field, has developed a unique power saving electronic control system for discharge lighting giving the company genuine growth potential.

An engineer is required to assist with further development work with particular emphasis on turning ideas and prototypes into economic hardware

Candidates, ideally with an HNC or degree and aged 24 to 40, must have sound design experience preferably with an analogue bias. Experience of electronic control gear or of production processes would be useful.

If you can match the potential that this company have to offer

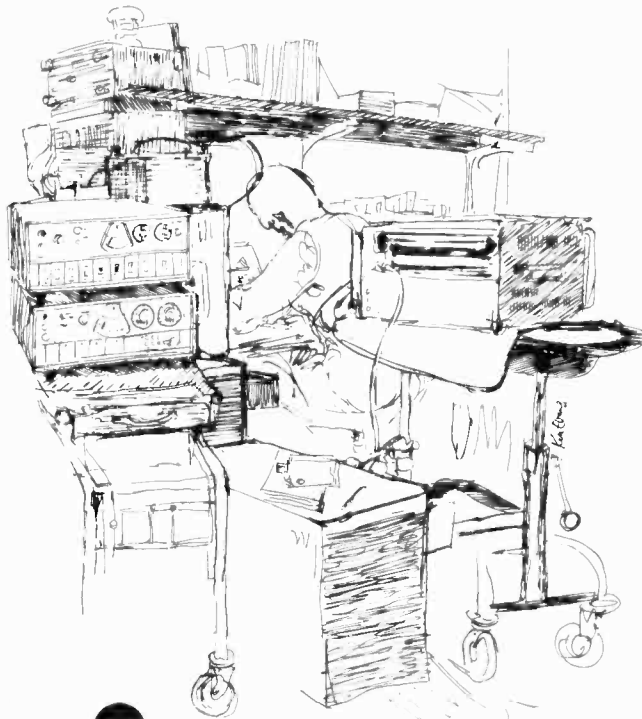
Contact Graham Ince—
Luton (0582) 417562
PER, 56 Park Street, Luton, Beds.

8100



Applications are welcome from
both men and women.

Marconi Instruments



ELECTRONIC TECHNICIANS

Opportunities for the experienced and sometimes inexperienced in St. Albans and Luton.

Work situations range from fault finding on PCB's and components, to batch product testing of equipment that utilise very advanced techniques including microprocessors and the repair/calibration of all manner and types of test instruments.

Attractive salaries and, where appropriate, relocation are offered for the right candidates. Further information may be obtained in confidence from John Prodger

Marconi Instruments Limited,
Longacres, St. Albans, Herts. tel: St. Albans, 59292



A GEC-MARCONI ELECTRONICS COMPANY

mi

TEST ENGINEERS

When reliability matters, people come to Pye



When the 1952 expedition, led by Sir John Hunt, made the first successful ascent of Everest, they carried with them Pye portable radiophone equipment – equipment with a long reputation for efficiency and reliability under arduous conditions.

Part of that reliability comes from the quality of the design and the components used, but the final seal is set by the highly skilled men and women who check our UHF/VHF systems to our very exacting specifications prior to delivery.

If you already have experience of fault diagnosis, alignment and testing of electronic equipment, especially communication equipment, perhaps gained in the Armed Forces, then why not get in touch and find out for yourself exactly why people come to Pye.

There's not room to tell you all the details here, but we can assure you of a competitive salary, company stability, job security and satisfaction, well equipped workshops and a variety of equipment, using both IC's and transistor.

Openings are available at Haverhill, Suffolk and at Cambridge, both extremely pleasant places to live, with key-worker housing available at Haverhill. In addition, considerable assistance is provided for those moving from other parts of the country.

Write or phone (reversing charges if necessary) to:

Claire Barton, Pye Telecommunications Ltd., Dept. W.1
St. Andrew's Road, Cambridge CB4 10W
Tel: Cambridge 61222

or Catherine Dawe, Pye Telecommunications Ltd., Dept. W.1
Colne Valley Road, Haverhill, Suffolk CB9 8DU
Tel: Haverhill 4422



Pye Telecommunications Ltd



(8079)

Service and Test Engineers

As aircraft and electronics equipments become more sophisticated and our servicing programme expands, the need for experienced Service and Test Engineers increases.

At Stanmore, we are involved in the provision of spares and the repair, maintenance and overhaul of a variety of British and American airborne electronic equipment.

We need Engineers who can successfully maintain the high standards and efficiency required both in the aircraft and the workshop.

It's skilled work, calling for sound practical experience of radio and electronics theory, ranging from audio to microwave and including the use of advanced test equipment for fault diagnosis. Training in this field will be given to suitable, less experienced engineers.

The Company offers excellent salaries and benefits together with first-class working conditions in well-equipped workshops. This Unit is conveniently situated in pleasant surroundings within easy reach of the A1 and M1.

MARCONI ELLIOTT AVIONICS

A GEC Marconi Electronics Company

If the job sounds interesting and you'd like to put us to the test, write with details of experience to:

Mrs. E. Wagg,
Marconi-Elliott Avionic Systems Ltd.,
22-26 Dalston Gardens, Stanmore, Middlesex
HA7 1BZ. Tel: 01-204 3322.

7917

ELECTRONICS TECHNICIANS FOR COMPUTER COMMUNICATIONS

TASK TERMINALS LIMITED have vacancies in central London for young, energetic Electronics Technicians. Responsibilities would include some design and construction, and installation and maintenance of computer communications equipment. This means working with microprocessors, minicomputers, and electro-mechanical computer peripherals of varying complexity. Specific qualifications and experience are not essential, but a working knowledge of digital electronics is important. Our preference is for people with a little experience, and who are adaptable and keen to mould themselves into the job, taking advantage of training courses and on-the-job training. This is a good opportunity to enter a very interesting and rewarding industry with a small company well known in its field. Salaries are negotiable from £3,000 p.a., plus additional benefits. Some travel will be necessary, and applicants should hold a full U.K. driving licence. If you are interested please write to Steve Clifford giving brief details, and we will arrange an informal interview at your convenience.

TASK TERMINALS LIMITED
117 Cleveland Street
London, W1. 01-637 4516

(8046)

APPOINTMENTS IN ELECTRONICS

Take your pick of the permanent posts in:

MISSILES — MEDICAL
COMPUTERS — COMMS
MICROWAVE — MARINE
HARDWARE — SOFTWARE

For expert advice and immediate action on career improvement, phone, or write to, Mike Gernat BSC

Technomark
Engineering and Technical Recruitment

11 Westbourne Grove
London W2. 01-229 9239

7038

The RFI/EMC Division of Belling & Lee, A Member of the Pye/Philips Group, provides a comprehensive Design, manufacturing and installation service on a world wide basis. To consolidate on substantial business gains over the last year, the Division has been re-organised and the following position is now available for an experienced man or woman.

Chief Engineer

Reporting to the Divisional Manager, he/she will be involved with R.F. shield enclosures and a wide range of electrical power filters, signal and control line circuits.

Directing the activities of the design and development team and being responsible for design approval the Chief Engineer will be expected to make a positive contribution to technical development in this competitive field.

Candidates should be qualified up to Chartered Engineering standard and should possess experience in the power, radio or microwave engineering spheres.

The above vacancy offers an attractive salary, generous benefits, and the opportunity to broaden your experience and expand with a thriving company. Contact us now for more information:-

Belling & Lee



Electronic Components for Tomorrow

The Personnel Manager,
Belling & Lee Limited,
Great Cambridge Road,
Enfield,
Middx.
Tel: 01-363 5393

UNIVERSITY OF SURREY
Department of Physics

RESEARCH OFFICER (ULTRASONIC EXPOSIMETRY)

Broadminded electronics engineer or physicist with initiative required to work as Research Officer on the development of ultrasonic piezoelectric sensing devices in an active group. The appointment is for one year.

Salary will be on the Research Staff Range 1B Scale £2904-£3547, depending on age, qualifications and experience.

Further details and an application form may be obtained from the Staff Officer, University of Surrey, Guildford, Surrey GU25XH, or telephone Guildford 71281, Ext. 452. Completed forms should be returned by 28 April 1978.

(8028)


The job you're now looking for we've probably already found.

We're in touch with over 3000 major companies who are continually looking for key personnel like you - but who don't always advertise. Instead, they send us a brief which we compare to the requirements of candidates on our register. Then we draw up a shortlist.

The next time we're asked, we could mention your name.

All you have to do is clip the coupon, we'll send you a confidential application form... consider it an interview and give us relevant details about yourself. There's no risk, no cost, no obligation and no time-wasting. Simply send us the form and we'll do the rest.

We'll find you one of those jobs you usually hear about after they've been filled.



Lansdowne

For those too busy doing a good job to find a better one.

Our clients are keen to meet men and women, aged 20-40 years with potential earnings of between

£4,000 and £7,000 p.a.

I'd like to see how Lansdowne can help further my career

Name _____

Address _____

WW19 4

Lansdowne Appointments Register, Design House,
The Mall, London W5 5LS. Tel: 01-579 2282 (24 hour answering service).

Lansdowne Appointments Register, Design House,

The Mall, London W5 5LS. Tel: 01-579 2282 (24 hour answering service).

WANT TO JOIN THE JET SET?

We can't guarantee you a tax haven, a penthouse, yachts, caviar or crumpet, so think of ulcers and angina and let us tell you the best alternative

Join the rapidly expanding field of distributed sound, T.V., and room managements systems; travel the world and get a butler's eye-view of life at the top and a duke's eye-view of bingo halls. Room management systems have advanced from piped music and tannoys - there are computer controlled private bars in the bedrooms, and T.V. screens receiving dot dot dot you'll know what.

Our client company in this fascinating industry has won many new contracts. Their technology is extremely advanced, they move quickly, have style. And above all, they encourage all engineers and sales personnel to develop their financial acumen, thereby advancing as part of the firm.

Current vacancies include:

- SENIOR ENGINEERS
- U.K. SALES EXECUTIVES
- OVERSEAS SALES EXECUTIVES
- PROJECT ENGINEERS
- Frequent overseas travel
- TRAINING OFFICER
- TECHNICIANS, all grades

For further details of qualifications and experience required, salary levels and precise geographical locations, telephone 01-581 0286, or write to:

8032

Charles Airey Associates

RECRUITMENT CONSULTANTS TO THE INDUSTRY 155 Kew Road, London SW1 Tel: 01-581 0286

Mechanical Designers

Invest your future with us!

As Europe's largest exporter of two-way radio systems, we intend expanding several of our design teams by the appointment of high-calibre draughtsmen and women.

Join Pye Telecom, and you'll join a group attached to one of our Development Laboratories, working on electrically orientated mechanical product design. Ideally, you should have wide experience of medium and high production methods, and of design in sheet metal, plastics, die-casting and P.W.B.s

An ONC, a C & G, or better still, an HNC is desirable.

We offer a good salary + a generous relocation allowance and good career prospects. You will also discover an extremely attractive working environment and the most modern facilities available

Apply by phone or letter to Alan Depauw, Pye Telecom, Newmarket Road, Cambridge Telephone Cambridge 61222, Ext. 138.

(8033)



Pye Telecommunications Ltd

Newmarket Road, Cambridge, England CB9 7FD
Tel: Cambridge 0223141222, Telex: 22222

RADIO TECHNICIANS

Government Communications Headquarters has vacancies for Radio Technicians. Applicants should be 19 or over.

STANDARDS required call for a sound knowledge of the principles of electricity and radio, together with 2 years experience of using and maintaining radio and electronic test gear.

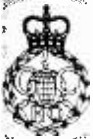
DUTIES cover highly skilled telecommunications / electronic work, including the construction, installation, maintenance and testing of radio and radar telecommunications equipment and advanced computer and analytic machinery.

QUALIFICATIONS: Candidates must hold either the City and Guilds Telecommunications Part 1 (Intermediate) Certificate or equivalent HM Forces qualification.

SALARY (inc. supps.) from £2,673 at 19 to £3,379 at 25 (highest pay on entry) rising to £3,883 with opportunity for advancement to higher grades up to £4,297 with a few posts carrying still higher salaries.

Opportunities for service overseas.

Further particulars and application forms available from:



GCHQ

Recruitment Officer (Ref. WW/5)
GCHQ, Oakley
Priors Road, Cheltenham, GL52 5AJ
Cheltenham (0242) 21491 ext 2270

(8035)

VIDEO RECORDING & STUDIO ENGINEER

£3861 - £4615 p.a.

To supervise work in new recording and editing area using state of the art techniques including Plumbicon colour telecine and a wide range of VTRs — some to broadcast standard. Also to assist with work in two adjoining studios which contain Video 80 colour cameras and sophisticated ENG post-production systems with colour corrections and multi-track sound.

Operational experience of sound and colour video systems, preferably in a broadcasting or educational institution, and an HNC or equivalent educational qualification are desirable.

Application forms and details from the Personnel Officer, Brighton Polytechnic, Moulsecomb, Brighton BN2 4GJ. Tel. Brighton 693655. Ext. 2536.

Closing date: 17th May, 1978.

(8072)

ITN

SENIOR ENGINEER

Independent Television News Ltd. has a vacancy for a Senior Engineer to work in their Radio Links section. The work involves the installation and maintenance of temporary microwave links and R.T. systems for Outside Broadcasts.

Candidates should be qualified to H.N.C. or above and have experience of SHF, UHF and VHF radio systems. Television experience would be an added advantage.

Salary: £5,920 per annum.

Please telephone the Personnel Office on 01-637 3144 for an application form, quoting reference 3514.

(8073)

Apply your skills to INTERACTIVE COMPUTING FOR ENGINEERS

Rutherford Laboratory

The Engineering Board of the Science Research Council is setting up a national Interactive Computing Facility. This is being managed by staff at the Rutherford Laboratory, in Oxfordshire, (where some of the country's most powerful computing resources are sited). Based on a network with major nodes at Chilton, Edinburgh and Manchester, the computing equipment includes a twin processor IBM 360/195, two DEC 10s, a Prime 400, a GEC 4070, a Ili FR80 colour microfilm recorder and numerous other computers and peripheral devices. An electron beam lithography unit is also planned.

We now have opportunities for **GRADUATE ENGINEERS AND PHYSICISTS** to help in the nationally important work of developing applications software for the new facility.

Analogue & Digital Systems

To develop new applications software for CAD in Analogue and Digital Systems, we now wish to fill the following posts:

- 1 To establish and maintain programs providing a comprehensive digital design system. Areas to be covered range from specification languages through simulation and test generation to placement and routing on both LSI chips and PC boards.
- 2 To mount and maintain packages for circuit analysis, analogue simulation, optimisation and some circuit synthesis.
- 3 To construct and maintain a device and materials library for use in conjunction with the analogue and digital design software.

These appointments will either be at HSO level or as Research Associates (on a fixed term basis of three years). Considerable experience in the relevant disciplines is necessary and appointed staff will be expected to co-operate with University Research workers in making substantial contributions to this field. The posts may also involve attachment to an appropriate University group. (701)

Finite Elements

- 1 To mount and maintain established finite elements packages and to assist users in their use. Some experience of finite element modelling on computers is necessary for this post at SO level.
- 2 To establish a finite element software library suitable for use in advanced research. Substantial experience of finite element techniques is necessary for this post, which may be held either at an appropriate University or at the Rutherford Laboratory. This post will either be at HSO level or as a Research Associate.

We expect successful applicants to collaborate with University researchers in making major contributions to finite element techniques. (702)

Depending on qualifications and experience salaries will be within the following scales:

Scientific Officer	£2743 - 4218	(includes supplements)
Higher Scientific Officer	£3928 - 5213	Salaries are currently
Research Associate	£4943 - 7443	under review

Except where indicated, you will be based at the Rutherford Laboratory at Chilton 18 miles south of Oxford. Accommodation may be available and we have daily travel facilities to most of the neighbouring towns and villages.

The Rutherford has its own restaurant and recreational facilities. Shops, banks and sports social clubs are available on the adjoining AERE Harwell site.

Please write for further details and application form quoting the appropriate reference number, to Ruth Jeans of the Personnel Group 8037



The British Council invites applications for the following posts:

ENGINEER/ SUPERVISOR (Singapore)

British Council English Language
Institute, Singapore

Required for August, 1978 — one Engineer/Supervisor to assist teachers in the technical aspects of producing programmes for CCTV and the language laboratory

He/She will be responsible for the extensive educational technology installed by the Representation. Candidates should be qualified to HNC/City and Guilds Final Certificate level and have at least 3 years' operations and maintenance experience in colour broadcasting or high quality CCTV studio. Experience in studio-lighting and electronic editing of 3/4" video cassette recorders and a knowledge of language laboratory equipment would be an advantage.

Salary range: £4734-£5618 p.a.

Benefits: Overseas and children's allowances; free furnished accommodation; medical scheme; employers' portion of superannuation contribution; 2-year Sub-Formula contract, renewable

Return fares are paid. Local contracts are guaranteed by the British Council.

Please write briefly stating qualifications and length of appropriate experience, quoting reference number 78 PO 71-73 and title of post, for further details and application form, to the British Council (Appointments), 65 Davies Street, London W1Y 2AA. (8087)

UNIVERSITY OF GLASGOW ELECTRONIC MUSIC STUDIO

TECHNICIAN — GRADE V

This 16-track Studio has an improved Synthi 100 with PDP8 control (EMS Computer Synthi), Ampex MM1000, various Revox and Teac tape machines, partial Dolby A (to be expanded). Technician's workshop adjacent with good facilities, inc. Tektronix scope. Technician's duties include responsibility for general maintenance of studio and other Music Department facilities; designing, building and modifying equipment, including digital devices; providing technical support for electronic music courses.

Relevant ONC/HNC qualification and minimum of 7 years experience. Salary range £3186-£3720. All applications should be addressed to the Personnel Officer, University of Glasgow, Glasgow G12 8QQ.

In reply please quote Ref. No. 4105FH. 8041

ST. LOYE'S COLLEGE, EXETER

For training the physically disabled for open commerce and industry

R/TV INSTRUCTOR

Applications invited for person to instruct practical skills and related theory in repair of radio and television receivers and other electronic equipment to a standard equivalent to City & Guilds 222 Part III.

The successful candidate will be mature and have considerable skilled trade experience an advantage.

Excellent pension scheme and canteen facilities. Over 4 weeks' leave a year. Salary currently starting at £3,698 rising by 4 annual increments to £4,447 due for Stage 3 review on 1st April.

Written applications giving 2 referees (1 technical) to the principal. (8110)

Royal Holloway College (University of London)

Egham Hill, Egham, Surrey

GRADE 5 INSTRUMENT TECHNICIAN

CHEMISTRY DEPARTMENT

required to provide a comprehensive service of maintenance, repair, modification and calibration for a wide range of scientific instruments. Salary on the scale £3,186-£3,720 plus £275 London allowance. Applications should be sent to the Personnel Officer, from whom further details may be obtained. (8080)

Electronics Engineers

Have you heard the one about the R. and D. Engineer that studied the intricacies of sockets for three years?

Too many potentially expanding Research and Development careers die young, stifled by boredom and enforced specialisation.

If you see yourself excelling, the last thing you'll want is to hide away in an albeit superbly equipped lab delving into the finer points of something less than absorbing.

The Rank Organisation are proud of the diversity of their R + D function. As front-runners in a number of original fields, eg thermal imaging, we understand the importance of keeping creative flair glowing bright.

At Rank Research Laboratories you'll be given the opportunity to use your talents in a small, unstructured unit where you'll have a real chance to demonstrate your abilities both theoretically and practically at the applied research end of the R + D Spectrum.

To fit the bill, initially we'll expect you to have a degree or HND in Electronics or Physics coupled with 2-3 years' experience ideally in circuit design, transducers, electro-optics or instrument development.


Your salary will be competitive and negotiable, supplemented by the excellent Rank Organisation benefits package.

But more than that, we are offering a positive step away from the "socket" syndrome.

If interested, please drop a line to the Director of Rank Research Laboratories for an application form at: Phoenix Works, Great West Road, Brentford, Middlesex. Telephone: 01-568 9766.

THE RANK ORGANISATION

8086



Senior Export Sales Engineers

Belling & Lee Limited, a member of the Pye/Philips Group, designs, manufactures and markets a comprehensive range of electromechanical components for the Electronics Industry world wide.

Further opportunities have been identified to expand sales overseas, particularly in Western Europe.

We are looking for a person (male or female) to join an existing team to assist in exploiting these opportunities.

The successful applicant will have a background and knowledge of engineering, be fluent in at least one major European language and preferably experienced in overseas sales activities.

Whilst this position is based at Enfield it is expected that approx 50% of the Sales Engineers time will be spent overseas.

Full product training will be given.

Applications are confidential and should be addressed to:

Belling & Lee



Mr. J. D. Bostock,
Personnel Manager,
Belling & Lee Limited,
Great Cambridge Road,
Enfield, Middlesex.
phone 01-363 5393 ext 214

(8055)

Electronic Components for Tomorrow

FIELD SERVICE ENGINEER

£3,172-£3,512 based Ewell

To carry out part-time on-site service to schools' audio visual aids equipment and part time repair / service work to equipment at the Media Resources Centre, Ewell

The successful applicant will be experienced in some of the following Colour TV/Video, language laboratories, radio speaker systems, Hi/Fi installations. The department is responsible for the repair of all A/V items in schools i.e projectors, record players, tape recorders, radio, TV/video etc and practical experience in the work is essential

For applications see below

ELECTRONIC SERVICE ENGINEER

£2,749-£3,172 Pirbright

To be based at the Media Resources Centre near Woking, and carry out bench service to schools' audio visual equipment. Experience on one of the following: radio, television, video, projectors, tape recorders, language laboratory decks essential. The ability to diagnose and correct service faults and work to a high standard also essential

For both posts application form from Media Resources Centre, Glyn House, Church Street, Ewell, Surrey, Tel: 01-393 0208.



SURREY
COUNTY COUNCIL

(8029)

TV Broadcasting Engineer

Thames Television are seeking a TV Broadcasting Engineer, male or female, who has a relevant qualification, degree or a HND, to join us at our excellent studios in Teddington, Middlesex.

This position involves operation and maintenance of VTR, Telecine and general TV equipment in a Central Apparatus Room. Experience in one of these fields is desirable but not essential for the 'right' person.

A salary from £3750 for regular shift pattern working will be negotiated based upon your age, qualifications and experience. We have a choice of excellent staff restaurants plus the sort of facilities and benefits which you would expect from a major, go-ahead company.

For application form, please phone or write to The Staff Relations Officer, Thames Television, Teddington Lock, Teddington, Middlesex. Tel. 01-977 3252.



8119

Brunei

This is a new vacancy in the Telecommunications Department which is currently undertaking an extensive improvement and development programme.

Senior Telecommunications Engineer

The successful candidate will be a corporate member of the IEE, IERE or equivalent, and will be responsible for the management and operation of international circuits via an earth satellite ground station, connecting microwave circuits, and an SPC international exchange.

Applicants should have at least 5 years experience in a senior position in a telecommunications operating or manufacturing organisation on microwave radio and multiplex work. Preference will be given to those with experience in the operation or commissioning of earth satellite ground stations or on international automatic switching.

Salary for a contract of 3 years, is in a range equivalent to £8610 - £9230 pa tax free including a special allowance, and attracts 25% tax free gratuity.

Benefits include free first class passages, generous paid leave, children's holiday visit passages and education allowances, outfit allowance, subsidised housing, and interest-free car loan.

For full details and application form write quoting MT/318/W.D.

Crown Agents

The Crown Agents for Oversea Governments and Administrations, Recruitment Division, 4 Millbank, London SW1P 3JD.

OUTSTANDING OPPORTUNITY FOR SERVICE ENGINEER

The service department of a small expanding electronic/computer company requires an additional Service/Calibration engineer. The work is varied and involves the repair, refurbishment and final calibration of the complete spectrum of Test Equipment. A thorough knowledge of fault finding techniques and measurement methods is essential, also a basic knowledge of logic would be advantageous.

The company is situated at King's Cross, London, and an excellent salary is negotiable according to experience.

For further details, please contact:

Mike Jones, Service Manager
49-53 Pancras Road, London NW1 2QB
Telephone: 01-837 7781 Ext. 31

(8069)

THE UNIVERSITY OF SUSSEX

Electronics Technician

Male / Female

Grade 3, in the Social Psychology Laboratory, starting as soon as possible. The vacancy in a small growing department is for a technician with experience of transistor circuit. Applicants should be capable of desiging and constructing simple apparatus and should preferably be interested in CCTV or computing.

Salary scale £2688-£3060 per annum.

Further particulars and application form, returnable by 3rd May, are available from the Assistant Secretary (Establishment), Office of Arts and Social Studies, University of Sussex, Falmer, Brighton BN1 9QN (66755 ext. 1050 Mrs. Boterhoven).

(8053)

UNIVERSITY OF WARWICK TECHNICIAN

Applications are invited for the post of Grade 4 Technician in the Department of Chemistry and Molecular Sciences, to assist in maintaining and servicing electrical and electronic equipment. Previous experience of laboratory instrumentation is desirable but not essential. Training will be provided where necessary. The post offers scope for initiative and opportunities arise to assist research staff in the building of 'one-off' items of equipment. The Department occupies well equipped laboratories in pleasant rural surroundings between Coventry and Kenilworth both of which are within easy commuting distance. Salary on an incremental scale £2,995-£3,402 p.a. The post carries four weeks' annual holiday together with a generous entitlement for customary and statutory holidays.

Applications giving full details of age, past experience etc. and naming two referees should be sent to the Academic Registrar, University of Warwick, Coventry CV4 7AL as soon as possible. Please quote Ref No 32/T/78

(8025)

AUDIO VISUAL UNIT University of London King's College

AUDIO TECHNICIAN GRADE 4

required with experience in sound recording and electronic servicing, to be responsible for the use and maintenance of audio-visual equipment including language laboratory facilities. Knowledge of a foreign language an advantage. Qualifications O.N.C. or equivalent. 4 weeks' annual holiday. Contributory pension scheme. Salary on scale £3420 p.a. rising to £3868 p.a. inclusive.

Apply in writing with full details to The Head Clerk, Ref 191139/WW, King's College, London, Strand WC2R 2SL

(8050)

PRODUCTION TEST TECHNICIAN

required for work on our range of commercial metal detectors. Must have at least five years' experience in testing, fault finding and mechanical and electrical inspection, and be prepared to work at a fast production pace.

We offer good wages, three weeks' holiday plus sickness benefits, and work that is interesting and rewarding. Excellent opportunity for right person with small expanding company. Application form from

YOUNG ELECTRONICS LTD.
132-134 Grafton Road
London NW5 4BA
Telephone: 01-267 0201

(7996)

NATIONAL INSTITUTE FOR MEDICAL RESEARCH RESEARCH OFFICER — ELECTRONICS

A graduate, or equivalent, electronics engineer or physicist is required to assist in the development of novel instrumentation for fundamental biomedical research. The appointment will be in the Electronics Laboratory of the Institute's Engineering Department. Experience in analog techniques is desirable and the successful applicant will be expected to design and construct electronics for a new laser-based biomedical measurement system. Salary on an incremental scale between £3629 and £4810 according to age and experience. (Phase 3 increase being negotiated payable 1.4.78). Excellent social and sports facilities and pleasant surroundings.

Please apply quoting reference RO/ENG to Mrs P. A. Wilde, Personnel Officer, NIMR, The Ridgeway, Mill Hill, LONDON NW7 1AA, or telephone 01-959 3666 extension 221

(8070)

RF, Analogue or Radar Experience?

At STL our specialist team approach has successfully pioneered new solutions to long-standing problems in the radio and radar fields and we're now expanding to apply these developments to different areas.

The new teams we're establishing need Engineers, men and women, at degree or equivalent level, with experience of:

RF/Analogue Circuitry Design

To work on state-of-the-art projects in VHF and UHF. Quote position ref. 58/77.

Radar Research

To work on antenna and receiver design, digital signal processing and system analysis. Quote position ref. 12/78.

Your sound, practical knowledge of these areas should be coupled with the analytical competence necessary to validate your work and the ability to think creatively. You will,

preferably, have been actively engaged on RF or radar projects for a few years.

The STL environment is stimulating and encourages the development of every individual's ideas. As the main research centre for ITT's European business, both the scope of the projects and the back-up available are second to none—with salaries and benefits to match. These include generous expenses for relocation.

Please write with brief details or phone, quoting the appropriate position reference, to: V. Hartridge, Standard Telecommunication Laboratories Ltd., London Road, Harlow, Essex CM17 9NA. Tel: Harlow 29531

Customer Service Engineers-Electronics

North London

c. £4,000 + car

Opportunities within our General Service Section for engineers to work on a wide range of phototypesetters, VDU's and keyboards.

The successful candidates should hold HND, HNC or equivalent and have at least two years' experience in servicing electronic equipment.

Product training will take place at our Kingsbury Works and will take 2/3 months.

Candidates should already reside or be prepared to move to within one hour's driving distance of London NW9. Relocation expenses will be met where appropriate.

Salaries will be negotiated on the basis of individual experience and qualifications. Expenses and a company car, which may be used for private purposes, will be provided.

Please ring or write to David Hilton, Personnel Manager, Linotype-Paul Limited, Kingsbury Works, Kingsbury Road, London NW9 8UT. Tel: 01-205 0123

Linotype-Paul



1974

SENIOR SYSTEMS TEST ENGINEERS

A leading company in the phototypesetting industry requires test engineers who feel capable of testing and installing a brand new range of minicomputer based V.D.U. terminal equipment, incorporating the latest in MS1 and LS1 techniques in real-time applications. The right candidates will be qualified to at least HNC level and/or have considerable experience in digital electronics with knowledge of 74 series T.T.L. A background of the word processing or printing industry would be advantageous. One of the positions would involve some U.K. and European travel to handle system installations and back-up service for our overseas Agents.

The company provides 4 weeks' holiday and pension scheme, salary circa £5000.

Phone for application form to

Miss Bux

DATEK SYSTEMS LTD.

849 Harrow Road
Wembley, Middlesex
Tel. 01-904 0061

(8101)

ELECTRICAL/ ELECTRONIC ENGINEERS

*Design unique computer/
communication systems*

This is an opportunity to design, plan and manage the implementation of a wide range of interesting and unique computer/communication systems. The computer systems range from the use of microprocessors for specific applications, through mini computers to large main frame systems employing the whole range of peripheral devices. The communication systems range from line communications through the full spectrum of radio communications including satellite communications.

Most posts are designated project officer/manager, and involve the interpretation of internal customer requirements, and the preparation of project studies, designs and plans which provide technical solutions and define and cost all resource requirements to implement the solution.

Candidates must have passed, or been exempted from, examinations qualifying them for corporate membership of IEE or IERE, and have an aggregate of at least 5 years' recognised study, professional training and experience. Project management experience in the computer/communications field an advantage.

Starting salary between £3950 and £5240, depending on qualifications and experience. **Salaries under review.** Promotion prospects. Non-contributory pension scheme.

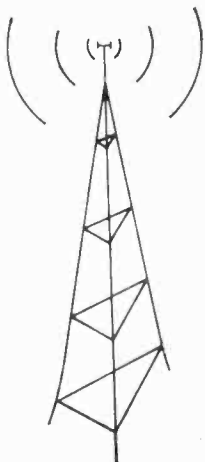
For further details and an application form (to be returned by 19 May 1978) write to Civil Service Commission, Alencon Link, Basingstoke, Hants. RG21 2JB, or telephone Basingstoke (0256) 68551 (answering service operates outside office hours). Please quote T(16)85/1.

(8112)

GCHQ Cheltenham

Are You Interested In

Radio Communications



and do you have practical experience in this field

if you have City and Guilds Intermediate Certificate in Electronics or Telecommunications; ONC; or an equivalent qualification

then the Metropolitan Police Office has a job for you as a Radio Technician.

vacancies are at our depots in Central and South London

we offer
Good pay, Excellent prospects
Secure employment
4 weeks holiday, Day release

For further information and an application form please apply to:
The Secretary, Room 213/ RT, 105 Regency Street, London, SW1P 4AN or telephone 01-230 3122 (24 hour answering service).

(8051)

ENGINEER

The BBC requires an Engineer in its Site Acquisition Section. The successful candidate would be involved in establishing the reception qualities at sites being considered for extending the Transmitter network. He/she would need to be able to carry out precision field strength measurements and the subjective and objective assessment of the received signal quality both sound and vision and be competent to undertake the calibration, alignment and maintenance of reception and test equipment.

Minimum qualifications required: an appropriate HND, HNC, or C&G Full Technological Certificate (Telecommunications).

The successful candidate will be based in London, but will be required to spend a considerable time away from base. A driving licence is essential.

Commencing salary will be between £3975 and £4305 depending upon experience. A higher starting salary might be considered if experience exceptional.

Requests for application forms to **The Engineering Recruitment Officer, BBC Broadcasting House, London, W1A 1AA**, quoting reference number 78.E.4033/WW and enclosing a self addressed envelope at least 9 in x 4 in. Closing date for completed application forms is fourteen days after publication.

BBC

8078

GRANADA TELEVISION LIMITED

SENIOR ENGINEER

(Re-advertisement)

We have a vacancy in the Engineering Department at our Manchester studios for an experienced electronics engineer (male or female) to assist the Technical Maintenance Supervisor. The Senior Engineer is responsible for co-ordinating the assignments of the mechanical, electrical and technical workshops, for acquiring special stores items and replacement components, for organising the repair of equipment by manufacturers and for maintaining an up-to-date technical equipment register for the station. Candidates need to be experienced in all aspects of television engineering, with a good knowledge of the component market. Some knowledge of the skills of the mechanical fitter and the electronic wireman is essential. The preferred age range is 30 to 40.

Salary £5,502, inc. of supplements; regular days Monday to Friday. ACTT conditions apply.

Apply with full details of qualifications, experience and job history, stating age to:



Robert Connell
Personnel Manager
Granada Television Limited
Quay Street
MANCHESTER M60 9EA

ELECTRICAL ENGINEERS

Sharp U.K. is fastest-growing subsidiary of one of the world's leading multi-national electronics companies with sales of several hundred million pounds.

Immediately the company is looking to fill two positions in their Technical and Service Department based in Manchester.

TECHNICAL ENGINEER

REF: 192

The job involves performance testing on equipment working jointly with service engineers on testing and alignment for hi-fi equipment and acting as technical consultant and adviser to both the public and the trade. The successful applicant will have a thorough knowledge of electronics, preferably with five years' experience of testing and alignment work for hi-fi equipment.

SERVICE MANAGER

REF: 285

The company is shortly to launch a range of Optonica hi-fi equipment. The Service Manager will be totally responsible for administering all aspects of service for this range and will act as technical adviser to dealers.

A thorough knowledge of top-quality hi-fi equipment is essential together with relevant administrative experience. The ability to deal with trade customers at all levels is vital. The above positions are open to both male and female candidates.

Written applications only (stating the positions applied for) to

Y Inhouse
SHARP ELECTRONICS (UK) LTD.
107 Hulme Hall Lane
Manchester

SHARP

8084

GOOD KNOWLEDGE OF RADIO INTERESTED IN SHIPS AND YACHTS?

Small independent Company requires Radio Engineer for installation and service of Radio Telephones and other marine equipment. Good knowledge of VHF and some experience of MF & HF and Radar an advantage. Current driving licence.

MARINE RADIO SERVICES LIMITED

3 South Black Lion Lane, London W6
748 0110

(8111)

SOUTH BIRMINGHAM HEALTH DISTRICT

SELLY OAK HOSPITAL

SENIOR ELECTRONICS TECHNICIAN

required for Electro Bio Medical Engineering Department based at Selly Oak Hospital, to undertake the repair, maintenance and calibration of a wide range of medical and scientific equipment. An O.N.C. is necessary.

Salary £3405-£4353 inclusive of supplements. Grade (3)

For further information and application form please contact District Engineer, South Birmingham Health District, Oak Tree Lane, Selly Oak, Birmingham B29 6JF. Tel: 021-472 5313, ext. 4556 (8089)

TELEVISION ENGINEER

A vacancy occurs with an old establishment Retailer.

The Post requires someone with a wide range of experience in Television and Audio equipment, a clean driving licence is essential. Large flat available for suitable applicant.

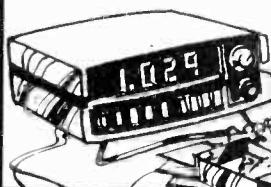
HYDES OF CHERTSEY LTD.
56/60 Guildford Street, Chertsey
Telephone: Chertsey 63243

(8001)

MAINTENANCE ENGINEER for Sound Transfer Suite is currently required by Rank Film Laboratories to service and maintain film sound equipment, both magnetic and photographic. Experience with Westrex equipment an advantage. Good salary and first class benefits package. Applications from male or female candidates should be made in writing to: The Personnel Manager, Rank Film Laboratories Limited, North Orbital Road, Denham, Uxbridge, Middlesex UB9 5HQ. Or 'phone Denham 2323 for application form. (8085)

ROYAL HOLLOWAY COLLEGE (University of London), Egham Hill, Egham, Surrey. Grade 5 Instrument Technician Chemistry Department required to provide a comprehensive service of maintenance, repair, modification and calibration for a wide range of scientific instruments. Salary on the scale £3,186-£3,720 plus £275 London allowance. Applications should be sent to the Personnel Officer, from whom further details may be obtained. (8080)

Home Office



telecommunications

We require staff, male or female, to prepare and maintain the latest in communications equipment used by the Police and Fire Brigades in England and Wales.

You will need to be qualified at least to City and Guilds Intermediate Telecommunications standard and be able to demonstrate practical skills in locating and diagnosing faults in a wide range of equipment from computer based data transmission to FM and AM radio systems. You would live near to and work from one of our service centres located throughout England and Wales or our Headquarters in the London area. Specialised courses of training are run to assist staff to keep up to date with developments and new equipment, and there are opportunities for day release to gain higher qualifications. Applications from registered disabled persons will be considered.

Promotion prospects are good and the work represents a secure future with generous leave allowances and a non-contributory pension scheme.

Possession of a driving licence is essential since some travelling will normally be involved.

The salary is £2323 (at 17), £2763 (at 21) and £3218 (at 25), rising to a maximum of £3698, plus a 1977 pay supplement of 5% of total earnings, subject to a minimum of £101.29 and a maximum of £208.80 a year.

If you are interested in working with us, then write for further details and an application form to:-

Mr C B Constable
Directorate of Telecommunications
Horseferry House
Dean Ryle Street
LONDON SW1P 2AW
Telephone: 01-211 6420

(8036)

UNIVERSITY OF LEEDS. Electronics Technician Grade III required in the Department of Physiology. The person appointed will be responsible, under the head of the department, the departmental electronics engineer, for the construction, modification and maintenance of electronic equipment associated with research and teaching of biological studies. Must be capable of working from precise instructions, circuit diagrams, sketches and manuals. Applicants should hold O.N.C. or equivalent qualifications in relevant subjects. Salary on the scale £2,688 to £3,060 according to qualifications and experience. Applications stating age, qualifications and full experience, together with the names and addresses of 2 referees should be addressed to Mr E. French, Departmental Superintendent, Department of Physiology, Medical Multipurpose Building, Mount Preston Street, Leeds LS2 9NQ. (8043)

TRAINEE EXECUTIVE with technical and commercial ability wanted for Managing Director of TV retail business of the highest standing. Established 1927. A suitable applicant would be trained to take increasing charge during the gradual retirement of the present Managing Director. Exceptional opportunity for keen and capable young applicant. Write only, stating age and details of background and career. Drazin Ltd, 57 Heath St, Hampstead, N.W.3. (8091)

V.H.F. SERVICE TECHNICIAN required by London Car Telephones to work on base station and mobile radio equipment. Very well equipped busy workshop in Croydon, but also field service engineers required in the home counties. Ample opportunities for unlimited overtime. Experienced persons only. Salary and bonuses commensurate with ability. Contact J. S. CLARK, 01-680 1010. (7987)

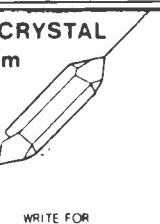
IBM 1053 GOLFBALL PRINTERS
SIM. 735 but separate keyboard
15 char/sec. uc/lc
Will accept any IBM golfball
Ideal for Microprocessor Freaks
Sold as seen in working order
£130 + 8%
GE OPTICAL TAPE READER
PTR 661A
 Asynchronous Stepping
 150 char/sec.
 8 hole — 12v outputs
£25 + 8% P&P £1.50
NCR 8 HOLE PUNCH
 15 char/sec.
£25 + 8% Carriage £3
HIGH PERFORMANCE POWER SUPPLY KIT
 ZERO—30v 5mA—1.5A current limit
 O/P resistance 1mΩ (at board O/P)
 Noise/ripple < 1mV Very sharp current limit
 Ideal lab standard PSU
 Generally idiot proof
 Kit of parts / F/G PCB tinned, transformer controls, wire all components)
£11 + 8% VAT
 Schools and Colleges **£10 + 8%**
 P&P 70p

PTFE Single Screened White, ideal thermistor probes **£80 / 1000 yds**
 Sprague 30A Mains RFI Filter **£4 (60p)**
 Double VU Meter (W W Dolby Type) **£3 (20p)**
 Papst Fan 4 1/2 x 4 1/2 x 2 in 100 c.f.m **£3.50 (80p)**
 Humidity Switch, adjustable **£0.15 (15p)**
 Air Operated Switch 1/2 p.s.i. **£1.00 (25p)**
 Mains Latching Relay **80p (20p)**
 fMPU 131 Prog Unit **25p (10p)**
Relays 8 pin Octal 12v 24v 110v D C 11 pin Octal 24v 48v D C 11 pin Octal 24v A C **£1 ea. (25p)**
Relays Varley Type 4p c/o/v 12v 24v **60p (12p)**
 Base + clip + 12p
Bead Thermistors N.T.C. Res @ 20 C
 250R 1k2 20K 220k 1mΩ **60p (10p)**
Transformers 12v 10A **£5 (90p)**, 24v 10A **£6 (21)**, 9V 3A **£1.60 (60p)**, 20v 1A Toroid 3" dia x 1" **£2.25 (30)**, 6.0-6v 250mA **£1.10 (20p)**, 6v 500mA **£1.10 (20p)**, 19v 1.5A **£1.40 (35p)**, 18v 2.5A **£2.25 (35p)**, 12 + 12v 36VA **£2.25 (60p)**, 12v 3A **£1.80 (60p)**
 † Electrolytics 4700μ 40v **50p (15p)**, 15,000μ 40v **£1 (25p)**, 1000μ 63v **25p (12p)**
Paper Caps 1 25μ 360v A C **60p (10p)**, 2 5μ 800v RMS **80p (25p)** 1μ 600v, ideal for Electronic Ignition **65p (15p)**
 P&P shown in brackets, min order **£2**
Add 12 1/2 % VAT to items marked †
 Others 8%

KEYTORNICS
 332 LEY STREET, ILFORD, ESSEX
 Shop open Mon-Sat 9.30-2 p.m.
Telephone 553 1863 8113

QUARTZ CRYSTAL UNITS from

- 1-30.0 MHZ
- FAST DELIVERY
- HIGH STABILITY
- TO DEF 6271-A



WRITE FOR LEAFLET AT 1

MCKNIGHT CRYSTAL Co. Ltd.
 HARLEY INDUSTRIAL ESTATE, MYTHE SOUTHAMPTON SO4 6ZY
 T.EL. HYTHE 848961 STD CODE 0703 (6044)

Sinclair PDM35 Pocket 3 1/2 digit Multimeters available from stock at only **£32.95** c.w.o. (including VAT and UK delivery)
Sinclair AX303TR Best Selling Analogue Multimeters available from stock at only **£32.50** c.w.o. (inclusive) Send s.a.e for data and prices on full range of instruments and accessories. As STOCKING Distributors we welcome all sources of enquiry.
THOMPSON-ASSOCIATES
 RAVENSWOOD, FOREST HALL
 NEWCASTLE UPON TYNE NE12 9LU
Telephone: (0632) 667750 & (08945) 79318
Telex: 537681 (Prefix message INSTDIV) (8095)

SOWTER TRANSFORMERS
MAKE YOUR OWN MICROPHONE SPLITTER WITH SOWTER TRANSFORMER TYPE 4079
 This transformer has a high impedance nominal 200 ohm primary, balanced and centre-taped, and two secondaries each for 200 ohms loading. Suitable for most types of microphone requiring loads up to 1200 ohms, it will handle 2.2 watts (freq at 30 Hz so that normal levels DISTORTION IS NEGLIGIBLE. When each secondary is loaded with any value of resistance from 200 ohms to 2500 ohms THE FREQUENCY RESPONSE IS PLUS/MINUS 1/2db FROM 20 Hz to 20kHz.
 The transformer is contained in a Monometal Can 33 mm diameter x 27 mm high with two tapped holes in the lid for fixing. The height is increased to 50 mm if a case hole fixing hole is required. The hum reduction of the can is at least 30 dB and the colour coded end leads are normally 20 cm. in length. Further details of THE CONSTRUCTION OF A SPLITTER USING THIS TRANSFORMER ARE AVAILABLE ON REQUEST.
 The following price breakdown is valid for three months. In lots of 1 5 6 12 13 24
 PRICE EACH £7.55 £7.25 £7.05
 STRICTLY NETT. EX WORKS IPSWICH
 Extras are 20p per transformer for postage and packing, and VAT is 8% overall. Dispatch for small quantities is EX STOCK but otherwise not more than 2 weeks from receipt of remittance. FOR EXPORT add as AT COST and there is no VAT. The weight of one transformer and packing is approx. 200 gms.
 We also invite your enquiries for PRACTICALLY ANY TYPE OF AUDIO TRANSFORMER and will quote by return.
KINDLY NOTE OUR NEW ADDRESS AND TELEPHONE NUMBER
E. A. SOWTER LTD.
Transformer manufacturers and designers
 The Boatyard, Cullingham Road, IPSWICH, Suffolk IP1 2EG, ENGLAND.
Tel: 0473 52794 and 0473 219 390

SEEN MY CAT? 5000 odds and ends. Mechanical. Electrical. Cat free. Whiston Dept. WW, New Mills, Stockport. (7983)

SEA-KEN 6-channel V.H.F. Marine 1-watt transceiver, £139. HY-SEAS 6-channel V.H.F. marine 1-watt transceiver, £149. (Both fitted channels 6 and 16). YAESU FRG-7 communication receiver, 5MHz to 30MHz, AC mains, battery or 12V D/C operation — covers MF/HF AM/SSB marine frequencies, £145 (Digital version, £180). All plus 12 1/2 per cent VAT. (Send large S.A.E. for leaflets). Lee Electronics, 400 Edgware Road, Paddington. (7943)

60KHz MSF Rugby Receiver. BCD TIME OF DAY OUTPUT. High performance, phase locked loop radio receiver, 5V operation with 1 second LED indication. Kit complete with tuned ferrite rod aerial £14.08 (including postage and VAT). Assembled circuit and cased-up version also available. Send for details, Toolex, Sherborne (4359), Dorset. (21)


SOLAR CELLS: bits, books and bargains. Send stamp for list of 95p for Solar Cell booklet and Data sheets. Edencombe Ltd, Nathans Road, North Wembley, Middlesex HA0 3RX. (8061)

HALLICRAFTERS frequency synthesizers. Ex-USAF, 2-34 MHz in 25Hz steps. Variable r.f. output in 5 volts. 1 MHz and 100Hz frequency standard outputs. Circuit diagram and technical information supplied, £50 plus carriage. New plug-ins for CD1212 Scopes. Dualbeam 24 MHz CX1252 £25 plus p & p. Single beam 40 MHz CX1251 £15 plus p & p. Wide range miscellaneous modern electronic supplies callers welcome. Closed all day Tuesday. Skipton Electronic Supplies, 29 Keithley Road, Skipton, Yorks. Tel: 0756 4397.

LINSLEY-HOOD 75 watt power amp modules, built and tested, from £13.50 each. Complete module kit £10.50. Large range of spares in stock. Linsley-Hood 75 watt amps constructed and repaired. S.A.E. for list. — I. G. Bowman, 59 Fowey Avenue, Torquay, S. Devon.

TELEPHONES and automatic exchanges supplied separately or complete systems designed to your requirements by our Engineers. Also existing systems extended. — Gemphone, telephone Southampton 777313. (8064)

INVERTERS
 Highest quality DC-AC with "no break" (2ms) static switch



Also for thyristor chargers separate.

CHARGE CONTROLLER
 variable 2.35v per cell to max. 2 KVA.

INTERPORT MAINS-STORE LTD.
 30 Old Bond Street, London, W1
 Tel. 01-727 7042 or 0225 310916

SOLATRON SCOPE Type CD1400 with two differential units, type CX1442 to clear **£120. Box No. WW 3102. (8102)**

MARCONI - SAUNDERS Microwave Equipment including:— CT478 Signal Generators, Attenuators, Couplers, Terminations, Klystron Mounts, Waveguide Hardware, etc. Offers invited for lot. S.A.E. List. — J. B. Patrick, 191-3 London Road, Romford, Essex RM7 9DJ. 44473. (8065)

FOR SALE PABXET4, pre-standard, ex Northampton, 100 extension lines, 15 exchange lines, one out of area. 1 Inter-switchboard line. 2 Operators' manual positions. 1 Supervisor's position. 1 glass, one night service facility. 3 long line extension circuits. 1 conference facility. 1 automatic routing equipment. Purchaser to remove. — Enquiries to Purchasing Officer, EMEB, 198 Coppice Road, Arnold, Nottingham. (8068)

SINGER/FRIDEN paper tape equipment: Punch model 2115 in cabinet with spooler, etc. TTL interface £100; Flexowriter SFD bed coded, uses fan-folded paper or sheets £85; Add-punch APV6 calculator/data logger with punch and printer can be programmed BCD or ASCII using manual £50. Wedgwood, Tel. (01) 540 6224 office hours. (8044)

TV TUBE rebuilding. For all supplies, equipment plant and training. — Western-Whybrow Engineering, Praa Sands Cross, Penzance (073 676) 2265. (8048)

LOGIC PROBE suitable TTL/Cmos 5-15V indicates logic states and trigger pulses £12 inc. C. Marshall, 22 Oakfield Road, Croydon, Surrey CR0 211A. (8090)

LAB CLEARANCE: Signal Generators; Bridges; Waveform; transistor analysers; calibrators; standards; millivoltmeters; dynamometers; KW meters; oscilloscopes; recorders; Thermal, sweep, low distortion true RMS, audio FR, deviation. Tel. 040-376236. (8092)

ARS 33 TELETYPE, complete and working, voltage operated interface, dust cover, paper roll, reel of tape. Manuals vol 1 and 2, no stand. £290. Biggleswade 314-643 evenings. (8105)

PROMS. New full spec 2708 £11.20. 5204AQ £8.70, 2716 £31, 6834 £15.40. M. Woolcomb, 172 Trapstyle Road, Ware, Herts. (8116)

HEATHKIT OSCILLOSCOPE 5 MHZ band solid state. Perfect condition with manual, £80. H. Forster Springburn, Killin, Perthshire 05672/371. (8107)

EXCLUSIVE OFFER
HIGHEST QUALITY 19" RACK MOUNTING CABINETS
 Over 60 types available from 12" to 90" high. Also twin, triple & console. Below are only a few types. Please send for full list.

Ref	Height"	Width"	Depth"	Price
PE	10	21	13	£10.00
LL10	54	21	18	£20.00
TL	64	25	26	£45.00
ST	71	25	26	£50.00
PT	78	20	21	£20.00
TL	75	22	21	£20.00
ST	85	22	24	£70.00

Rack cabinets for RA 1/ 117 **£30.00**

AUDIO AND INSTRUMENTATION TAPE RECORDER-REPRODUCERS

- * Plessey ID33 Digital Units, 7 track 1/2"
- * Plessey M5500 Digital Unit, 7 tracks 1/2"
- * Ampex FR-1100 6 speeds, stereo 1/2"
- * Ampex FR600, 4 speeds, 7 tracks 1/2"
- * D.R. 1 RMI, 4 speeds, 4 tracks 1/2"
- * Elorit TR60 2 speeds, 1 track 1/2"
- * Mincom CMP-100, 6 speeds, 7 tracks 1/2"
- * Leavers Rich DA-2P, 2 speeds, 2 tracks 1/2"
- * Leavers Rich Console 2 track 1/2", 2 speeds

Prices of above £70 to £500
 Also Transport Decks only available

We have a large quantity of "bits and pieces" we cannot list — please send us your requirements, we can probably help — all enquiries answered.

All our aerial equipment is professional MOD quality

- * DG-7-32 C.R.T.s **£4.00**
- * DG-7-5 C.R.T.s **£4.00**
- * EM1 R-301 Tape Recorders for parts **£15.00**
- * Rascal SA Counters Several types **P.U.R.**
- * Uniselectors, 10 Bank 25-way **£25.00**
- * Solatron LM 1420 D.V.M.s **£140.00**
- * Marconi O A/1094A Spectron Analysers **£190.00**
- * Rascal MA-79 Universal Drive Units **£450.00**
- * Rascal RA-17P Receivers (new) **£950.00**
- * Tone Coded Voice Frequency Teleprinters **P.U.R.**
- * Rhode & Schwarz ES-M Tunable VHF Receivers 30/180 Mc/s & 180-300 Mc/s **£285.00**
- * Rhode & Schwarz HFH Field Strength HF Loop Aerials **£140.00**
- * Narda 504 Freq. meters 200-500 Mc/s **£45.00**
- * Cusson CT454 Electronic Volt ohm meters **£50.00**
- * B&K 2409 Electronic Multimeters **£55.00**
- * Multi-purpose Trolleys with Jacks 19" x 17" **£16.00**
- * Rascal RA 17L Receivers **£325.00**
- * Rhode & Schwarz fibreglass HA Diversity Dipoles **£120.00**
- * Ion pump power supply E.H.T. **£74.00**
- * SE4/2B CRTs **£16.00**
- * SE5/2A CRTs **£18.00**
- * SAZP/2 (DMN 9/11) CRTs **£18.00**
- * F.M.I Documents CCTV Outfit **£250.00**
- * Advance 3KVA CV Transformers **£150.00**
- * Granger HF Log Aperiodic Aerial **P.U.R.**
- * Metal V.D.U. Tables 30" x 36" x 30" **£24.00**
- * Darnal Logic Testers **£20.00**
- * General Radio Strobotacs **£30.00**

MANUALS
 We have a quantity of Technical Manuals of Electronic Equipment, not photostats, 1940 to 1960 British and American. No lists. Enquiries invited

- * Data Efficiency Respoilers 240v **£28.00**
- * Belling Lee 100 Amp Interference Filters **£76.00**
- * Airtec 702 Sig. Gen. 30/300KC **£35.00**
- * Oscilloscope Trolleys from **£12.00**
- * J.B.M. Video Display Units 4 col **£48.00**
- * Autophon VHF Receivers 20/120mcs **£140.00**
- * Solatron CD 524 Oscilloscopes **£90.00**
- * AVO VT Voltmeters CT-471A **£75.00**
- * Rascal MA197B Pre-selectors **£65.00**
- * Collins 500 watt 2/18 mcs Transmitters **£1000.00**
- * Collins KW7B SSB 500w Transmitters **£1250.00**
- * Collins KW7B 200 w/mw AM Transmitters **£750.00**
- * STC R5 2/25 mcs Receivers Diversity **£140.00**
- * Rack Mounting Operator Tables **£10.00**
- * Gaumont Kalee 564 Flutter Meters **£75.00**
- * Hewlett Packard 618B Sig Gen 3.8/7.2 GHz **£120.00**
- * 10ft Lightweight Lattice Sections, 6" sides **£18.00**
- * 30ft Lattice Masts, 14" sides **£55.00**
- * Heavy Aerial Rotators **P.U.R.**
- * 75ft Aluminium Lattice Masts, 20" sides **£400.00**
- * Rhode & Schwarz SBR sig gen. 1.6/24 gmc **£470.00**
- * Large Aerial Turning Units **P.U.R.**
- * 45 feet Uniradio 4 Co-ax 50 ohms **£2.00**
- * Baluns Professional Exterior 600/75 ohms **£8.00**
- * Addo's 8 Track Tape Punches **£48.00**
- * Quality Weather Vanes 8 contacts (unused) **£25.00**
- * Rascal MA-175 I.S.B. Modulators (new) **£45.00**
- * Inslide Cabinet Shelf Sliders **£3.00**
- * Tally 5/8 Track Tape Readers 60 cps **£48.00**
- * Tally 5/8 Track Tape Readers Track Spooling **£65.00**

We have a quantity of Power Transformers 250 watts to 15KVA up to 40KV. Best quality at low prices. Lists available

- * Rascal RA-63 SSB Adaptors, new **£70.00**
- * Rascal RA-298 L.S.B. Transistorised Converters (new) **£120.00**

We have a varied assortment of industrial and professional Cathode Ray Tubes available. List on request

PLEASE ADD CARRIAGE AND V.A.T.

P. HARRIS ORGANFORD DORSET BH16 6BR
 BOURNEMOUTH (0202) 765051
 (7670)

ARTICLES FOR SALE

HI FI BARGAINS

Special low prices for repair yourself (RY) Units

Table with columns: Full Price, RY Price. Items include 20W stereo Hi-fidelity Amp, Hi-Fi stereo cassette Deck, 25W stereo amp plus turntable in case, 10W tuner ampl. plus auto change in case, 70W speaker system full hi-fi spec.

Range of repaired Videotone speakers at keen prices, fully guaranteed. Send for list. ALL PRICES INCLUDE VAT. The repair yourself (RY) items are brand new and complete with only minor faults.

ELBAR INDUSTRIES

7 Cheriton Avenue, Bromley, Kent Telephone: 01-690 1916

COLOUR, UHF AND TV SPARES. CEEFAX, ORACLE IN COLOUR. MANOR SUPPLIES "EASY TO ASSEMBLE" TELETEXT KIT. Including TEXAS Decoder. Aerial input, completely external unit, no further connections to set. Full facilities, mixed TV programme and Teletext, Newsflash, Update, and many special features not found in other units.

TEXAS TIFAX XM11 Decoder module, new, £130, p/p £1.00.

NEW COMBINED COLOUR BAR GENERATOR PLUS CROSS HATCH KIT (Mk4) UHF Aerial input type. Eight vertical colour bars R-Y, B-Y, Luminance combinations, Grey scale etc. Pushbutton controls. Battery operated £35*, De Luxe case £4.80*, aluminium case £2.40*, battery holders £1.50*, mains supply kit £5.78*, p/p £1.00. Built and tested (battery) £58*, p/p £1.20.

CROSS HATCH KIT, UHF Aerial input type, also gives peak white and black levels. Battery operated, £11* p/p 45p. Add-on Grey Scale kit £2.90* p/p 35p. Aluminium case £2*, p/p 85p. Cross Hatch Unit, complete and tested in De Luxe case £20.80*, p/p £1.

"WIRELESS WORLD" TV Tuner and FM Tuner Projects by D. C. Read. Kits of parts available, CRT test and reactivator kit for colour and mono £19.80 p/p £1.20. UHF Signal Strength Meter kit £18* p/p 90p. 625 TV IF Unit for Hi-Fi amps or tape recording £6.80 p/p 70p. Decca Colour TV Thyristor Power Supply Unit, incl. H.T., L.T., etc. Incl. circuits £3.80 p/p £1.20 Bush A823 (A807) decoder panel £7.50, p/p £1. Bush 161 T-B panel A634 £3.80, IF panel A583 £3.80 p/p 90p. Bush Portable TV 11V stab power supply unit £4.80 p/p £1. Bush CTV 25 Convergence Panel plus yoke, blue lateral £3.60 p/p 90p. Philips Single Standard Convergence Units complete, incl. 16 controls £3.75 p/p 85p. Colour Scan Coils, Mullard or Plessey, £6 p/p 90p. Mullard AT 1023/05 Converg. Yoke £2.50 p/p 75p. Mullard or Plessey Blue Laterals 75p p/p 35p. BRC 3000 type Scan Coils, £2 p/p 90p. Delay Lines: DL20 £3.50, DL50 £3.50, DL1E, DL1 85p p/p 45p. Lum delay lines 50p p/p 40p. G8 Tripler £6, BRC 300 Tripler £6.60 p/p 75p. Others available. Philips G8 Decoder part-complete £2.50 p/p 75p. GEC 2040 Ex-Rental Panels. Decoder £5.00. Time Base £5.00, p/p 90p. VARICAP TUNERS UHF: Gen. instr. £3.50. ELC 1043 £4.50, ELC 1043/05 £5.50. VHF: ELC 1042 £4.80, Philips VHF £3.80. Salvaged UHF & VHF Vari-caps £1.50 p/p 35p. VARICAP CONTROL UNITS, 3 position, £1.20. 4 PSN £1.50, 5 PSN £1.80, 7 PSN £2.80. Special offer 6 position £1, p/p 35p. UHF Transd. Tuners incl. slow motion drive £2.80, 4 position push button £2.50, 6 psn. £4.20, p/p 90p. Helical Pots 100K, 4 for £1.20 p/p 30p. Thorn 850 Dual Std. Time Base panels 50p. Philips 625 IF panel incl. oct. 50p p/p 70p. Mullard Mono Scan Coils for Philips Stella, Pye, Ekco, Ferranti, Invicta £2.00 p/p 85p. Large selection LOPTS, FOPTS available for most popular makes. MANOR SUPPLIES 172 WEST END LANE, LONDON, N.W.6. Shop Premises. Callers welcome. Thousands of additional items available not normally advertised. (Nos. 28, 159 buses or West Hampstead-Bakerloo Line and British Rail). Mail Order: 64 Golders Manor Drive, London, N.W.11. Tel: 01-794 8751. V.A.T. Please ADD 12 1/2% TO ALL PRICES (EXCEPT WHERE MARKED* V.A.T. 8%). (60)

Automatic Transistor Tester model 1500 by Optimised Devices, Inc. Fully automatic with manual programming. Automatic programming and data-logging are possible but not included. Offers: Hughes Micro Electronics Limited, Fullerton Road, Glenrothes, Fife, Tel: (0592) 754311. (8115)

THE FABULOUS D2 MICROPROCESSOR EVALUATION KIT FROM MOTOROLA

Featuring "24 key keyboard" Seven segment display "Cassette interface" Form & Ram Expandable "Interface Capability" Full Documentation "5 Volt power supply required" "One year's FREE membership of The Amateur Computer Club with every purchase" £176 + £1 50 P&P + 8% VAT

ENAMELLED COPPER WIRE

Table with columns: SWG, lb, 8 oz, 4 oz, 2 oz. Rows include 14-19, 20-29, 30-34, 35-40, 40-43, 44-46, 47, 48.

Tinned Copper. Even Gauges 14-30 £3 per lb. Multicore 60/40 Solder 18SWG £3 24 per lb. Prices include P&P and VAT. SAE brings list of copper and resistance Wires.

THE SCIENTIFIC WIRE COMPANY PO Box 30 London E.4 (7771)

TRANSISTORS, LINEAR I.C.'s, W/W RESISTORS

Table with columns: TRANSISTORS, LINEAR I.C.'s, W/W RESISTORS. Rows include BC 107, BC 118, BC 132, BC 147, BC 204B, BC 348, BC 351, BD 131, BD 138, BU 205, BT 106, BU 208, ME 1075, TIP 29, XK 1152, ZTX 212B, ZTX 301, ZTX 502, 2N 2647, 2N 3819, BAX 13, BAX 16, BY 127, 1N 645, 1S 940, LM 741 8P DIL, M 252 B1 AA, 16P DIL, Rhythm, Gen I, 805 (1A/), 50V, 18p, 3 3 to 2K2, Ohms, CAPACITORS, 0.1 600v 5p, Dielectric, 25/25v Elec., electrolytic 5p, Ohms, HORIZONTAL PRESET, 0.25w, 1 Megohm 10p, Minimum Order £2 00, Prices include VAT.

EXPORT AND WHOLESALE ENQUIRIES WELCOME. K & A DISTRIBUTORS 52 Barkby Road, Syston, Leicestershire. Tel: 0533 609391 (8109)

VALVES RADIO - T.V.-Industrial-Transmitting. We dispatch valves to all parts of the world by return of post, air or sea mail, 2,700 types in stock, 1930 to 1976. Obsolete types a speciality. List 20p. Quotation S.A.E. Open to callers Monday to Saturday 9.30 to 5.00. Closed Wednesday 1.00. We wish to purchase all types of new and boxed valves. Cox Radio (Sussex) Ltd., Dept WW, The Parade, East Wittering, Sussex PO20 SBN. West Wittering 2023 (STD Code 024366). (5392)

WE INVITE ENQUIRIES from anywhere in the world. We have in stock several million carbon resistors 1/2, 1, and 1 watt, 1/2 million wire wound resistors 5 and 10 watt - 1 million capacitors - 1 million electrolytic condensers - 1/2 million transistors and diodes, thousands of potentiometers, and hosts of other components. Write, phone or call at our warehouse. - Broadfields and Mayco Disposals Ltd., 21 Lodge Lane, North Finchley London, N.12. 01-445 0749, 445 2713. (5907)

STANDARD SIGNAL GENERATOR Marconi TF867, £37. Time interval meter, aermec 369, £18 o.n.o. Tel. 01-267 3763. (8120)

EQUIPMENT WANTED

BROADFIELDS AND MAYCO DISPOSALS 21 Lodge Lane, N. Finchley London, N12 8JG Telephone: 01-445 2713 01-445 0749 01-958 7624

MAY WE ASSIST YOU TO DISPOSE OF YOUR SURPLUS AND REDUNDANT STOCKS. We will call anywhere in the British Isles, and pay SPOT CASH for Electronic Components and Equipment.

AN INTRODUCTION TO MICROCOMPUTERS

VOL 0 - BEGINNERS BOOK Price: £5.30

written for the complete beginner explains what a computer system consists of - its component parts and what they can do for you.

VOL 1 - BASIC CONCEPTS Price: £5.30

takes you by the hand from elementary logic and simple binary arithmetic, every aspect of microcomputers is covered.

VOL II - SOME REAL PRODUCTS Price: £10.80

covers real microcomputers in considerable detail. Every major microcomputer 4 bit, 8 bit or 16 bit is described. More than 20 microcomputers in all.

8080 PROGRAMMING Price: £5.30

for logic design. SOME COMMON BASIC PROGRAMS Price: £6.30

describes 76 short programs. 6800 PROGRAMMING Price: £5.30

for logic design.

* ALL PRICES INCLUDE POSTAGE *

THE MODERN BOOK CO. SPECIALISTS IN SCIENTIFIC & TECHNICAL BOOKS

19-21 PRAED STREET LONDON W2 1NP Phone 723 4185 Closed Sat 1 p.m

ENAMELLED COPPER WIRE

Table with columns: s.w.g, 1lb reel, 1/2lb reel. Rows include 10 to 19, 20 to 29, 30 to 34, 35 to 40.

All the above prices are inclusive of postage and packing in UK

COPPER SUPPLIES 102 PARRSWOOD ROAD, WITHINGTON, MANCHESTER 20 Telephone 061-445 8753 (100)

BOOKS

THE DALESFORD SPEAKER BOOK BY R. F. C. STEPHENS

This book is a must for the keen home constructor. Latest technology DIY speaker designs. Contains full plans for infinite baffle and reflex designs for 10-100 watts also unusual centre-bass system for those who want HiFi to be "heard and not seen" £1 95 (£2 20 post paid \$5 Overseas)

VAN KAREN PUBLISHING 5 SWAN STREET, WILMSLOW CHESHIRE (7506)

TV REPAIRS SIMPLIFIED. Full repair instructions any British TV for £4.50. Circuit Diagram on request; details unique books e.g. Every mono British TV circ. diag/layout £9.50. Also colour. Aus: WW, 76 Church Street, Larkhall, Lanarks. (721?)

"VINTAGE CRYSTAL SETS, 1922-1927." Just published by Wireless World, contains 128 pages. Chapters on the first days of broadcasting. The Crystal Set, Vintage Wireless Trademarks. Also catalogue sections listing and describing crystal sets together with their original prices in £:s:d. A book for the collector or those interested in nostalgia. Available from main bookshops or direct from us. Please send £2.80 inclusive to IPC Business Press Ltd., Room 11, Dorset House, Stamford Street, London, SE1 9LU. (6125)

ETHER EDGE CONNECTORS type KDBI. Brand new, 12 way single side, 1,500 at 32p each. Contact: Radford Electronics Ltd., Ashton Vale Road, Bristol BS3 2HZ. Tel: (0272) 662301. (8099)

EVERSHED & VIGNOLES MJ4 MEGGER TESTER continuity to 1kV 5 ranges, good condition, with case £110 o.n.o. Hewlett Packard 175A Scope, double beam with 1750B and 1781B Plug ins, DC to 50MHZ. good condition, £220 o.n.o. Buyers will please collect. Fishponds (Bristol) 654083 after 4.45 p.m. please. (8098)

SERVICES

W. K. F. ELECTRONICS

(R.P.C.B.S. Ltd.)

THE CIRCUIT BOARD SPECIALISTS - UNIVERSAL SUPPLIERS

CONTRACTORS FOR PCB Production, Contract Drilling, Electroplating, Screen Printing, Laminate Cutting
 SERVICES FOR Master Artwork Preparation, Process Photography, Circuit Diagrams, Layouts & Legends
 CONSULTANTS FOR Instrument Engineering, Automatic Control & Applications

DO-IT-YOURSELF WON'T DO: Today's assemblies demand close tolerances
 GOODBYE TO THE LONG WAIT: 3 to 7 Day Prototype P.C.B. Production Service
 QUOTATIONS: By Return GUARANTEED QUALITY on every process
 SHORT OR LONG TERM PRODUCTION now acceptable from 1 to 10,000 units.

WE UNIVERSALLY DISTRIBUTE

Laminate Carbide Drill Bits & Routers
 Process Chemicals (any), Pre sensitised Laminate
 Drilling Machines (Manual, Multi spindle, N.C./C.N.C. Control)
 Graphic Art Draughting materials & aids

WE MANUFACTURE TO SPECIFICATION

Quality Circuit Boards (Single or Double Sided with any finish)
 Due to expansion we now have space available for
 prototype or long term production

TO

W.K.F. ELECTRONICS,
 FLEET HOUSE,
 WELBECK STREET,
 WHITWELL,
 WORKSOP,
 NOTTS

TEL. WORKSOP (0909) 720695

TELEPHONE QUOTATIONS: Ask for pricing

FOR QUOTATIONS

Submit Copy Masters, Roughs, Circuit or Sample units for costing.

NOTICE TO OTHER MANUFACTURERS

IS YOUR DRILLING/ROUTING DEPARTMENT A BOTTLENECK?
 IF SO TRY OUR SERVICE FOR DRILLING AND ROUTING.

THE RATES ARE VERY REASONABLE AND THE FAST SERVICE
 WILL ENSURE THAT YOUR CUSTOMER'S DELIVERIES ARE MET.

EURO CIRCUITS

Printed Circuit Boards - Master layouts - Photography - Legend printing - Roller tinning - Gold plating - Flexible films - Conventional fibre glass - No order too large or too small - Fast turnaround on prototypes. All or part service available NOW - 7669

EURO CIRCUITS TD.

Highfield House
 West Kingsdown
 Nr. Sevenoaks, Kent. WK2344

QUALITY TEST SERVICES. Surplus test equipment bought, sold. Calibrated, repaired. Tektronix, Solartron, Hewlett-Packard, Marconi, AVO, Hazeltine, Phillips, Advance, Fluke, Sullivan, Pye, etc. M.C.L., Osborne Road, Luton, Beds. (0582) 414717. (7985)

CIRCUIT DESIGN and prototype construction. Instrumentation, test rigs, production run designs to your requirements. Professional audio, analogue, digital, S.C./M.P. microprocessor circuits our specialities. HAMILL ELECTRONICS LTD., Box BCM-2090, London WC1V 6XX. Tel.: 01-542 9203. (7984)

PRECISION SHEET METAL work. chassis, panels, etc., steel, stainless or aluminium, long/short runs, good deliveries. EES Ltd., Clifford Rd, Monks Road, Exeter S6280 36489. (8060)

PROTECH SERVICES - PCB Assy - from your components or complete design-build-test facility. - Skelmersdale, Lancs. 0695-28924.

FOR
 CLASSIFIED ADVERTISING
 RING
 EDDIE FARRELL
 ON
 01-261 8508

COURSES



Make your hobby more Constructive and Profitable!

Become an

ELECTRONICS ENGINEER or a TECHNICIAN ENGINEER

At PNL we offer two, interesting, full-time courses.

- ★ B.Sc. in Electronic and Communications Engineering. 2 'A' levels, usually Maths and Physics could qualify you for this 3 year full-time degree. Specialise in Acoustics, Digital Electronics and/or Radar and Microwaves in the final year.
- ★ Technician Engineer Certificate 3 'O' levels, usually Maths, Physics and English, are the entry requirements for this two year full-time certificate, specialising in Computer Engineering, Sound Studio Engineering and Radar and Microwaves.

Details from: Secretary, DECE, PLN, Holloway Road London N7 8DB

The Polytechnic of North London

ARTICLES WANTED

MINICOMPUTERS PERIPHERALS INSTRUMENTATION

For fastest, better CASH offer
 Phone:

CHILTMEAD LTD.
 Reading (0734) 586419

WILL BUY ANYTHING, any quantity if price is right. Ring Stan Willetts, West Bromwich, 021-553 0186. (7813)

ONE OSCILLOSCOPE WANTED FOR CASH. Must be: portable, transistorised, Tektronix or HP. Contact Debbie Fischer. Tel: 0865 49793 days or evenings or write to her at P.O. Box 75, Oxford. (8083)

WANTED SEMICONDUCTORS and clean new components. Quotations by return. Hewitts, 52 Barkby Road, Syston, Leics. (8108)

WANTED. All types Pye radio telephone equipment. Top prices paid. Telephone (Cambridge) 0223 860555 or 50668. (7944)

ELECTRONIC SCRAP. Components, etc., Receivers, Transmitters Test Equipment wanted. Ferrographs from £15 in stock. Contact M & B Radio, 86 Bishopgate Street, Leeds 1. Tel. Leeds 35649. (8011)

RADIO and Radar M.P.T. and C.G.L.I Courses Write: Principal, Nautical College, Fleetwood, FY7 8JZ (25)

ARTICLES WANTED

WE PURCHASE ALL FORMS OF ELECTRONIC EQUIPMENT AND COMPONENTS. ETC.

SPOT CASH
CHILTMEAD LTD.
 7, 9, 11 Arthur Road
 Reading, Berks.
 Tel. (0734) 582 605

TURN YOUR SUPPLUS Capacitors, transistors, etc., into cash. Contact COLES-HARDING & Co., 103 South Brink, Wisbech, Cambs. 0945-4188. Immediate settlement. We also welcome the opportunity to quote for complete factory clearance. (7439)

B.D. ELECTRONICS offer prompt settlement for surplus electronic components, i.v./audio spares are of particular interest. Contact Miss Hughes, 9 Westhawe, Bretton, Peterborough. Tel 265219. (7632)

WE PURCHASE, FOR CASH the following: R. F. Power Transistors. Varactor Diodes, and all special components normally used in VHF/UHF Transmitting equipment. MODULAR ELECTRONICS, 95 High Street, Selsey Sussex. PO20-0QL. Tel. Selsey 2916. (7696)

WANTED, all types of communications receivers and test equipment. Details to R. T. & I. Electronics Ltd., Ashville Old Hall, Ashville Rd., London, E.11. Ley 4986. (63)

ARTICLES WANTED

WANTED IN LARGE QUANTITIES

Electronic components, resistors capacitors, potentiometers, chassis loudspeakers, semi-conductors, diodes, TV tubes, especially colours, etc., etc., etc. First or second grades. Finished or incomplete products, record players, amplifiers, radios, tuners, tape recorders, enclosures, etc. etc, etc We will buy complete factories and pay cash.

TEL. 01-491 4636 E.C.E. AVON HOUSE 360/366 OXFORD STREET LONDON, W.4 (7950)

MINICOMPUTERS PERIPHERALS INSTRUMENTATION

For fastest, best CASH offer, phone

COMPUTER APPRECIATION Godstone (088 384) 3221 7677

RECEIVERS AND AMP

HRO Rx5s, etc. AR88, CR100, BRT400 G209, S640, etc., etc. in stock. R. T. & I. Electronics, Ltd., Ashville Old Hall, Ashville Rd., London, E11. Ley 4986. (65)

SIGNAL Generators, Oscilloscopes, Output Meters, Wave Voltmeters, Frequency Meters Multi-range Meter, etc., etc., in stock. R. T. & I. Electronics Ltd., Ashville Old Hall, Ashville Rd., London E.11. Ley 4986. (64)

MARINE RECEIVERS 5 chs. £54 inc. Mini scanner 4 chs £81.68 inc. 156-162mhz £60 inc. C.W.O. MDH Radiotelephones, Munster House, Priory Road, Milford Haven, Dyfed. 06462-5534. (8103)

WANTED for immediate cash ALL MAKES OF OLD RADIOS AND GRAMOPHONES PRIOR TO 1940

Offers with details and photos (returned) to: Wallfass, P.O. Box 1244 D-4050 Moenchenglbadch W Germany (7357)

WANTED

AR8 8D Receivers in good condition, also Coils and Capacitors for RCA ET-4336 Transmitters. Good prices paid. Colomor Electronics Ltd., 170 Goldhawk Road, London W12. 01-743 0899. (8104)

PATENTS

THE PROPRIETOR of British Patent No. 1435904, for "Radio and Cassette replay device," desires to negotiate for the sale of the patent, or for the grant of licences thereunder. Particulars from Marks & Clerk, 57-60 Lincoln's Inn Fields, London WC2A 3LS. (8045)

EXPORT OPPS.

EXPORT OPPORTUNITY: Dutch wholesale/distributor seeks British companies in the electronic components, electronic devices and audio field for marketing products. For additional information: Hamelton Parks P.O. 3067, Arnhem, Holland. (8058)

COMPONENTS

SURPLUS QUARTZ CRYSTALS 20,000 to 30,000 HC6U-HC18 Freqs. 2-100 MHz mostly boxed. Offers: Box No. WW 8106. (8106)

CAPACITY AVAILABLE

AIRTRONICS LTD. for coil winding Large or small production runs. Bobbin - Layer - Wave - Bifilar - Miniature Toroidals, Airtronics Limited, Gardner Industrial Estate, Kent House Lane, Beckenham, Kent BR3 1UG. Tel. 01-659 1147. (7158)

BATCH Production Wiring and Assembly to sample or drawings. McDeane Electricals, 19B Station Parade, Ealing Common, London, W.5. Tel: 01-992 8976. (7531)

SMALL BATCH PRODUCTIONS wiring assembly to sample or drawings. Specialist in printed circuits assembly. Rock Electronics, 42 Bishopshfield, Harlow, Essex. 0279 33018. (7674)

PRINTED CIRCUITS. Ultra fast turnaround. Very competitive prices paper or glass. Punched or drilled, Single or double sided. Also prototypes, artwork, photography, Kibmore Circuits Ltd., 120 Garlands Road, Redhill, Surrey RH1 6NZ. Phone Redhill 68850. (7283)

A COMPLETE and efficient PCB Service from layout through to assembly. Incorporating quality reliability and price. No order too large or too small. Also mechanical detailing is undertaken. For details and free estimates please contact: J. S. Roberts on 01-553 2577 H.R.C. Artwork Design, 45 High Street, Maldon, Essex. (7731)

PRINTED CIRCUIT ASSEMBLY. Assembly services to customer specification. Also, design, layout and wiring service available. A. E. Electronics, 4-6 Sandy Lane, Stockton Heath, Warrington WA4 2AY. Tel. 0925-68339. (7912)

SKILLED HAND ASSEMBLY, one-offs and small batch runs. I. G. Bowman, 59 Fowey Avenue, Torquay, S. Devon. (8057)

P. C. BOARD Assembly/Wiring to drawings or samples. Any quantity. Free quotation. - Faces Electronics, 5 Carey Road, Towcester, Northants. (8074)

ELECTRONIC ASSEMBLY AND WIRING CAPACITY AVAILABLE

M.O.D. approved J.N. Electronic Supplies Osiers Road, London, SW18 . Tel. 01-874 6162 7417

SPARE CAPACITY - Quick Turn-around Specialist wiring assembly of large and small items cable forms. P.C.B. Wire wrapping, panels, etc. Lewco, Wellingborough (0933) 677781. (7698)

CHARTEC for prototype and production wiring and assembly. Efficient service at competitive prices. - 6 Priory Way, Southall, Middlesex. Tel: 01-571 2846. (8088)

RADIO OPERATED REMOTE CONTROL SYSTEMS. Range up to 50 Mtrs. We welcome enquiries for your particular application. R. D. Electronics, 112 High Street, Barry, South Glamorgan CF6 8DT. Tel. Barry 739653. (8097)

PRINTED CIRCUITS. Small batch wiring, electrical testing, minicomputers undertaken by Wandronics Ltd. Skilled ex Philips workers. Phone or write for details: Wandronics Limited, Wandle Wharf, Frogmore, Wandsworth, London SW18 1HW. Tel. 01-870 6585. (8093)

PRINTED CIRCUITS BOARDS. Quick deliveries, competitive prices. Quotations on request, roller thinning, drilling, etc. Speciality small batches. Larger quantities available. Jamison Automatic Ltd., 1-5 Westgate, Bridlington, North Humberside. For the attention of J. Harrison (0262) 74738 or 77877. (8114)

PRINTED CIRCUITS. Screen printed boards from your artwork. Small batches or Prototypes. Also complete Artwork Service. Winston Promotions, 9 Hatton Place, London EC1N 8RU. 01-405 0960. (8040)

CLASSIFIED ADVERTISEMENTS

Use this Form for your Sales and Wants

To "Wireless World" Classified Advertisement Dept., Dorset House, Stamford Street, London, SE1 9LU

PLEASE INSERT THE ADVERTISEMENT INDICATED ON FORM BELOW

- Rate £1.10 PER LINE. Average six words per line. Minimum THREE lines.
Name and address to be included in charge if used in advertisement
Box No. Allow two words plus 50p
Cheques, etc., payable to "Wireless World" and crossed "& Co."

NAME.....
ADDRESS.....

Table with 5 columns and 4 rows for classification and insertion tracking.

REMITTANCE VALUE..... ENCLOSED

PLEASE WRITE IN BLOCK LETTERS. CLASSIFICATION..... NUMBER OF INSERTIONS.....

FOR COMPUTER PEOPLE WHO WANT ABSOLUTELY EVERYTHING

If you've anything to do with computers, it pays to know what's going on right across the industry.


It could affect where you work and for how much -- not just now but a year or two into the future.

That's why you need to read Computer Weekly. It's the only paper that covers every aspect of the computer industry, from hardware to software to sales to jobs. Especially jobs.

It's expert, enquiring -- and highly entertaining. But not just anybody can receive a free copy of Computer Weekly. First, you must work in one of the categories itemised below. And second, you actually have to ask to receive your initial copy.

If you would like to join the 74,329* computer professionals who are requested readers of the one newspaper of interest to the whole computer community, fill in the coupon below.

*ABC July-Dec 77



YOU AIN'T SEEN NOTHIN' YET

COMPUTER WEEKLY

Simply complete and return the coupon -- and leave the rest to us. Computer Weekly is sent free of charge to the following categories in the UK and Eire only:
 Company directors, Company secretaries, Management services executives, Civil servants responsible for computing, Management/computer consultants, Lecturers and teachers, DP manager/supervisors, Systems analysts/O&M officers, Programmers, Operators, Computer salesmen, Field engineers.

To: Controlled Circulation Department, IPC Business Press (Sales & Distribution) Ltd., 40 Bowling Green Lane, London EC1R 0NE. Tel: 01-837 3636.

Yes, I would like to become a requested reader of Computer Weekly.

NAME _____
 OCCUPATION _____
 COMPANY _____
 ADDRESS _____

MAIL ORDER PROTECTION SCHEME (Limited Liability)

If you order goods from mail order advertisers in this magazine, except for classified advertisements, and pay by post in advance of delivery, Wireless World will consider you for compensation if the advertiser should become insolvent or bankrupt, provided:

1. You have not received the goods or had your money returned; and
2. You write to the publisher of Wireless World explaining the position not earlier than 28 days from the day you sent your order and not later than 2 months from that day.

Please do not wait until the last moment to inform us. When you write, we will tell you how to make your claim and what evidence of payment is required.

We guarantee to meet claims from readers made in accordance with the above procedure as soon as possible after the advertiser has been declared bankrupt or insolvent up to a limit of £3,550 per annum for any one advertiser so affected and up to £10,000 per annum in respect of all insolvent advertisers. Claims may be paid for higher amounts, or when the above procedure has not been complied with, at the discretion of Wireless World; but we do not guarantee to do so in view of the need to set some limit to this commitment and to learn quickly of readers' difficulties.

This guarantee covers only advance payments sent in direct response to an advertisement in this magazine (not, for example, payments made in response to catalogues, etc., received as a result of answering such advertisements). Personal advertisements are excluded.

TRAMPUS

MANUFACTURERS SURPLUS WANTED

TRAMPUS ELECTRONICS LTD.
58-60 GROVE ROAD, WINDSOR, BERKS, SL4 1HS
TELEPHONE: WINDSOR (07535) 54525

Cash and cheque. Orders over £5 post free. Credit cards by post or phone £5 min. Post and packing 20p C.W.O. add VAT to prices marked * 8%, others 12½%. Free price list of our full range, send addressed envelope. Quote this ad as prices may change. All devices to makers specifications. Normally 24-hour turnaround on orders for ex-stock product.

<p>LEDS 1" or 2" Red no clip 9p* PAK: 12 Red LEDS E 5 x 741 8-pin E 5 x 2K0055 to 3 11p* PAK D: 12 x BC109 12p* PAK G: 7 x 9751 16p* PAK H: 7 x 2K3819E FET N: 40 x 1N4148</p> <p>DISPLAYS 0.8" DL747/2 E1.50* N: 4 x pair 2A NPM/PNP 0.3" DL704 & 707/2 59p* PAK N: 50 x 0A81/91 65p* PAK P: 20 x P/BC109 Only E1 PAK R: 14 x BC107 PAK S: 14 x BC108</p> <p>TIMER MODULES AM/FM/WF with Toko Fet Head T: 10 x 90131 Typo E25 V 50 x 5 mid 10v Less 10% x: 4 x 555 Timer Z: 20 x PMP 370Z Typo</p> <p>DIODE SOCKETS 9-pin 12p V 4 x LNK301/14P 14 or 16 15p U: 4 x 1A 50V SCR 10p</p>	<p>NEW PAK Q: 50 x 22V mid E1 8.5v Electrolytics E1* DEVELOPMENT PARCELS E1* SET 1: 250 x 50v Ceramics 5" x 10 E1* each 22pf to 0.1uf E1* SET 2: Transistors 1uf to 200uf E1* 20V + 0.35Vatt. 50 off E1* SET 3: Electrolytics 25V 10 ea. E1 1/2/7/10 47/100/500/1000 E1 ut E1 SET 4: 3 watt 5% Resistors. 10 E1* each 10.1 to 1 meg. total 500</p> <p>REduced LINES E1 A small selection from our lists E1 7815 1A15V AM E5 7805/LM309K E1* BC107 or BC108 E1* BC109 E1* BC108C E1 AC175 E1 BC182, 3, 4 A or L E1 BC212, 3, 4 A or L E1 2K0355 90W E1 2K0355 115W to 3 E1 2K38190 FET E1 0R12 E1 741 8-pin E1 555 Timer E1 2N414 BX E1 LM380 Amp E1 LM3900 E1 CMOS 4011 E1 4013, 4049</p>	<p>60p* E1* 3p* 19p* 15p* Only 10p 10p 11p 29p* 45p* 16p 60p* 21p* 29p* 75p 65p 18p 39p*</p>
--	---	--

WW-096 FOR FURTHER DETAILS

DIY HIFI

From the USA

THE AUDIO AMATEUR magazine, now eight years old, is totally dedicated to good sound for the do-it-yourself audiophile. TAA's thoroughly tested construction articles range from simple overload indicators to hand-made electrostatic speakers with their own direct drive power amplifiers to mixers and much, much more. Our authors include *Reg Williamson, B. J. Webb, and Alan Watling.*

Fill in the coupon, enclose cheque or money order payable to **The Audio Amateur** and send to TAA Dept. WW1, Yellow Oak Cottage, Tillington, Nr. Hereford HR4 8LQ.

Enter my subscription to TAA for one year/four issues for £3.

I want to know more. I enclose 75p plus 25p for postage for a sample issue of *The Audio Amateur*.

Send free prospectus.

Name _____

Street _____

Town _____ County _____
Post Code _____

These rates are for the U.K. only.

Subscribe now on a satisfaction guaranteed basis or send for a FREE descriptive folder.

✂

Rates for other areas available from head office TAA, P.O. Box 176, Peterborough N.H. 03458 USA.

BY POPULAR REQUEST

Demand for reprints of Wireless World constructional projects for audio equipment is so high that we have gathered 25 of the best of them together in High Fidelity Designs. These are the 'most requested' articles which **you** have asked for and all have been fully updated. Hurry for your copy — it's likely to sell out fast!

High fidelity designs

Tape / disc / radio / amplifiers / speakers / headphones

A BOOK FROM WIRELESS WORLD

£2.50 from newsagents and bookshops or £2.75 by post from the publishers

Contents: ● FM tuner design ● Novel stereo FM tuner ● Low-noise, low-cost cassette deck ● Wireless World Dolby noise reducer ● Wideband compander design ● High-quality compressor / limiter ● An automatic noise-limiter ● Modular integrated circuit audio mixer ● The "wallenna" ● Electronic piano design ● Advanced preamplifier design ● High quality tone control ● Multi-channel tone control ● Bailey-Burrows preamplifier ● 30-watt high fidelity amplifier ● 30-watt amplifier modification ● Baxandall tone control revisited ● Active crossover networks ● Electrostatic headphone amplifier ● Class A power amplifier ● An I.C. peak programme meter ● Horn loudspeaker design ● Horn loudspeaker ● Transmission-line loudspeaker enclosure ● Commercial quadrophonic systems

To: General Sales Department, Room CP34
Dorset House, Stamford Street, London SE1 9LU

Please send me copy/copies of
High Fidelity Designs at £2.75 each inclusive.

I enclose remittance value £
(cheques payable to IPC Business Press Ltd.)

NAME
(please print)

ADDRESS

Company registered in England No. 677128
Regd. office Dorset House, Stamford Street, London SE1 9LU

I.C.E. MULTIMETERS

TWICE the information in HALF the size

The I.C.E. range of multimeters provides an unrivalled combination of maximum performance within minimum dimensions, at a truly low cost. Plus, a complete range of add-on accessories for more ranges, more functions.

All I.C.E. multimeters are supplied complete with unbreakable plastic carrying case, test leads, etc., and a 50-plus page, fully detailed and illustrated Operating and Maintenance Manual.

Now available from selected stockists. Write of phone for list, or for details of direct mail-order service

Suprtester 680R (illustrated)


20k Ω /V -1% f.s.d on d.c.
4k Ω /V, -2% f.s.d on a.c.
80 Ranges - 10 Functions
140 x 105 x 55mm
£25.25 + VAT
(For Mail Order add 80p P&P)

Suprtester 680G

20k Ω /V -2% f.s.d on d.c.
4k Ω /V, -2% f.s.d on a.c.
48 Ranges - 10 Functions
109 x 113 x 37mm
£19.95 + VAT
(For Mail Order add 80p P&P)

Microtest 80

20k Ω /V, -2% f.s.d on d.c.
4k Ω /V, -2% f.s.d on a.c.
40 Ranges - 8 Functions
Complete with case - only 93 x 95 x 23mm
£14.95 + VAT
(For Mail Order add 80p P&P)



Electronic Brokers Ltd.
49-53 Pancras Road, London NW1 2QB.
Tel. 01-837 7781

WW-101 FOR FURTHER DETAILS

INDEX TO ADVERTISERS

Appointments Vacant Advertisements appear on pages 132-149

	PAGE		PAGE		PAGE
Acoustical Mfg. Co.	14	GEC Semiconductors Ltd.	31	Olson Electronics Ltd.	23
Adcola Products	30	Genrad Ltd.	2	OMB Electronics	31
AEL Crystals Ltd.	12	Gould Advance	13	Patrick, J. B.	129
Ambit International	94	Greenway Elec. Ltd.	19	Pelco	124
Antex Ltd.	71	Greenwood Electronics	9	Powertran Electronics	114, 115
Aspen-Electronics Ltd.	96	Hall Electronics Ltd.	18	Precision Petite Ltd.	27
Astra-Pak	100	Harmsworth Townley & Co. Ltd.	10	Quality Electronics	98
Audio Amateur	150	Harris Electronics (London) Ltd.	12, 22	Racal Thermionic	25
Audix Ltd.	81	Hart Electronics	107	Radford Audio Ltd.	32
Avo Ltd.	22	Hi-Fi Designs	151	Radio Components Specialists	126
		Hi-Fi Year Book	130	Radio Shack Ltd.	128
		Hivol Connectors	27	Raife P. Electronics	102
Barr & Stroud Ltd.	62			R.C.S. Electronics	30
Barrie Electronics Ltd.	127	Icon Designs	4	R.S.T. Valves Ltd.	101
Bayliss, A. D. & Sons Ltd.	12	ILP Electronics Ltd.	93, 99	RTVC	118
Bell & Howell	8, 9	Industrial Tape Applications	33	Sandwell Plant Ltd.	107
Bentley Acoustic Corp. Ltd.	116	Integrex Ltd.	108, 109	Samsons (Electronics)	106
Beyer Dynamics (GB) Ltd.	27	Interface Quartz Devices Ltd.	107	Science of Cambridge	72
Bi-Pak Semiconductors Ltd.	110, 111	Interport Main Stores	146	Scopex Instruments Ltd.	112
Boss Industrial Mouldings Ltd.	16	Interproducts Ltd.	104	Service Trading Co.	117
Bull, J.	105	ITT Instrument Services	112	Servo & Elec. Sales Ltd.	98
		JPS Associates	94	Shure Electronics Ltd.	Cover iii
Cambridge Learning	19			Sintel	129
Catronics	19	KGM Electronics	6	Sintrom Electronics Ltd.	32
CEC Corporation	20	Keithley Instruments Ltd.	81	SME Ltd.	15
Chiltmead Ltd.	122			Soundex Ltd.	100
Chromasonic Electronics	30	Labgear Ltd.	23	Southwest Technical Prods. Ltd.	11
Colomor (Electronics) Ltd.	102	Langrex Supplies Ltd.	101	Sowter, E. A.	146
Computer Weekly	121	Lawtronics	98	Special Products Ltd.	32
Continental Specialities Corp.	61	Ledon Instruments Ltd.	23	SRL (Sinclair Radionics Ltd.)	82
Cramer Components Ltd.	29	Leevers-Rich Equipment Ltd.	7	Standard Pneumatic	100
Crimson Elektrik	31	Levell Electronics Ltd.	23	Strumech Engineering Ltd.	6
		Lion House	124	Sugden, J. E. & Co. Ltd.	30
Datong Electronics Ltd.	107	Lynx (Electronics) London Ltd.	118	Surrey Electronics Ltd.	128
Doram Electronics	24			Swanley Electronics Ltd.	106
		McKnight Crystals	146	Swift of Wilmslow	106
Eagle International	100	MacInnes Laboratories Ltd.	10	Technomatic Ltd.	125
Edicron Ltd.	104	Magnum Audio Ltd.	127, 129	Tektronix (Tequipment Div.)	113
Eddystone Radio Ltd.	20	Main Line	103	Teleradio Hi Fi	128
E.L. Instruments	94	Maplin Electronic Supplies	5	Trampus Electronics	150
Electrical Instruments Sales & Service	129	Marconi Instruments Ltd	Cover ii	United Nations	130
Electro/Eurotech	96	Marshall, A. (London) Ltd.	116	Vero Electronics Ltd.	22
Electronic Brokers Ltd.	119, 120, 121, 152	Martin Associates	24	Vero Speed	10
Electronic Brokers Ltd. (Second User Computer)		Medelec	28	Vision Kits	124
Esrin	123	Milward, G. F.	125		
	118	Modern Books, The	147	West Hyde Developments Ltd.	97
		Mullard TV Industry	21	Wilmot Breeden Electronics Ltd.	17
4 Books from W/World	131	Multicore Solders Ltd.	Cover iv	Wilmslow Audio	95
Farnell Instruments Ltd.	Readers Card, 34			Wingrove & Rogers Ltd.	26
Future Film Developments	98	Neal Ferroglyph	7		
Fylde Electronic Labs. Ltd.	96	Newbear, The Computer Store	26	Z. & I. Aero Services Ltd.	12, 28, 128
		Nexus/Click	98		

OVERSEAS ADVERTISEMENT AGENTS:

Hungary: Mrs. Edit Bajusz, Hungexpo Advertising Agency, Budapest XIV, Varosiget Telephone: 225 008 - Telex: Budapest 22-4525. INFOIRE.

Italy: Sig. C. Epis, Etas-Kompass, S.p.a. - Servizio Estero, Via Mantegna 6, 20154 Milan, Telephone: 347051 - Telex: 37342 Kompass

Japan: Mr. Inatsuki, Trade Media - IBPA (Japan), B. 212, Azabu Heights, 1-5-10 Roppongi, Minato-ku, Tokyo 106. Telephone: (03) 585-0581

United States of America: Ray Barnes, IPC Business Press, 205 East 42nd Street, New York, NY 10017 - Telephone (212) 689 5961 - Telex: 421710
Mr. Jack Farley Jr., The Farley Co., Suite 1584, 35 East Wacker Drive, Chicago, Illinois 60601 - Telephone (312) 63074
Mr. Richard Sands, Scott, Marshall, Sands & Latta Inc., 5th Floor, 85 Post Street, San Francisco, California 94104 - Telephone: (415) 421 7950 - Telephone Dascotcco, San Francisco
Mr. William Marshall, Scott, Marshall, Sands & Latta Inc., 1830 West Eighth Street, Los Angeles, California 90057 - Telephone: (213) 382 6346 - Telegrams: Dascotcco, Los Angeles.

Mr. Jack Mentel, The Farley Co., Suite 650, Ranna Building, Cleveland, Ohio 44115 - Telephone: (216) 621 1919.
Mr. Ray Rickles, Ray Rickles & Co., P.O. Box 2008, Miami Beach, Florida 33140 - Telephone: (305) 532 7301.
Mr. Jim Parks, Ray Rickles & Co., 3116 Maple Drive N.E., Atlanta, Georgia 30305 Telephone: (404) 237 7432.
Mike Loughlin, IPC Business Press, 15055 Memorial, Ste 119, Houston, Texas 77079 - Telephone (713) 783 8673

Canada: Mr. Colin H. MacCulloch, International Advertising Consultants Ltd., 915 Carlton Tower, 2 Carlton Street, Toronto 2 - Telephone (416) 364 2269.

*Also subscription agents.



fact: the IV does more... *much more!*

new!

Shure V15 Type IV
SUPER TRACK IV
Stereo Dynetic® Pickup Cartridge

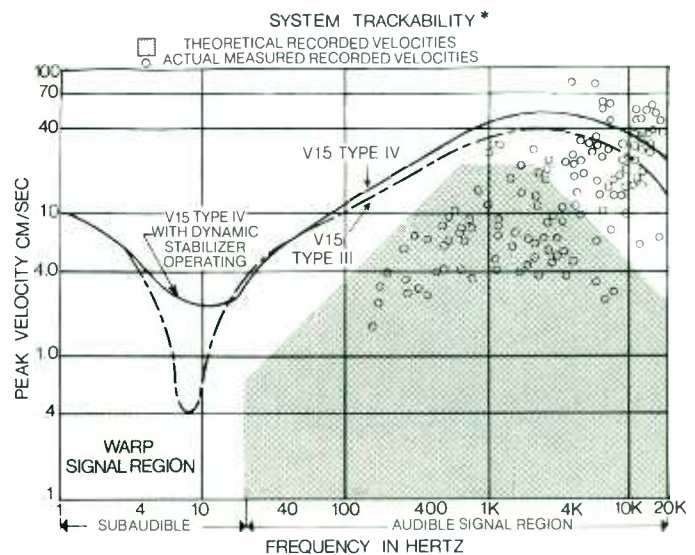


The creation of the new V15 Type IV is a tour de force in innovative engineering. The challenge was to design a cartridge that would transcend all existing cartridges in musical transparency, technical excellence, and uniformity. The unprecedented research and design disciplines that were brought to bear on this challenge over a period of several years have resulted in an altogether new pickup system that exceeds previous performance levels by a significant degree—not merely in one parameter, but in totality.

In fact, this pickup system has prevailed simultaneously over several extremely difficult music re-creation problems which, until now, have defied practical solutions. Most of all, this is an eminently musical cartridge which is a delight to the critical ear, regardless of programme material or the rigorous demands of today's most technically advanced recordings.

THE V15 TYPE IV OFFERS:

- Demonstrably improved trackability across the entire audible spectrum—especially in the critical mid- and high-frequency areas.



*Cartridge-tone arm system trackability as mounted in SME 3009 tone arm at 1 gram tracking force.

- Dynamically stabilized tracking overcomes record-warp caused problems, such as fluctuating tracking force, varying tracking angle and wow.
- Electrostatic neutralization of the record surface minimizes three separate problems: static discharge; electrostatic attraction of the cartridge to the record; and attraction of dust to the record.
- An effective dust and lint removal system.
- A Hyperelliptical stylus tip configuration dramatically reduces both harmonic and intermodulation distortion.
- Ultra-flat response—individually tested to within ± 1 dB.
- Lowered effective mass of moving system results in reduced dynamic mechanical impedance for superb performance at ultra-light tracking forces.

For more information on this remarkable new cartridge write for the V15 Type IV Product Brochure and read for yourself how far Shure research and development has advanced the state of the art.



Shure Electronics Limited, Eccleston Road, Maidstone ME 15 6AU—Telephone: Maidstone (0622) 59881



gets it together...

Toolbox Reels
 Three solders that cover all your electrical applications.
 40/60 Tin/Lead size 3 £2.16 each
 60/40 Tin/Lead size 10 £2.38 each
 Savbit Alloy size 12 £2.29 each

Handy Dispensers
 A Solder for every job IN HANDY DISPENSERS

Size 19A	All electrical work	63p
Size PC115	For small components	69p
Size SV130	Use with copper bits and wires	£1.08p
Size AR140	Metal repairs	86p
Size AL150	Aluminium	76p
Size SS160	Stainless Steel	£1.08p

Savbit Dispenser
 Contains Ersin Multicore Savbit solder which increases life of copper bits by 10 times.
Size 5 58p

Economy Pack
 This convenient dispenser contains enough general purpose solder for about 200 average joints. Suitable for all electrical work.
Size 6 37p

Solder Cream
 For jointing most metals. Easy to use and ideal where solder wire cannot penetrate. Not suitable for electrical work.
 Size BCA 16 Tin/Silver (lead free) £1.38
 Size BCR 10 For electrical use. £1.08
 Size BCA 14 For metal joints. £1.08

... Bib keeps it playing

Cassette Editing & Splicing Kit
 Make editing simple with Bib splicer, tape cutters, tape piercer, splicing tape and tape winder/remover. Patent Pending Splicer.
 British Pat No. 1258280 (Method of Splicing)
Ref 98 £2.48

Universal Tape Head Maintenance Kit
 Includes everything necessary for cleaning heads, capstan and pinchwheel on all types of recorders.
Ref 99 £2.48

Bib Groov-Stat Static Reducer
 Neutralises in seconds the static charge that attracts harmful dust to record surfaces. Safe and simple to use.
Ref 100A £5.98

1/4" Tape Care Kit
 Combined editing/splicing/cleaning kit with splicer, tape cutters, marker, cleaning fluid.
Ref 111 £3.49

Bib Groov-Kleen
 Supplied with two bases to suit all modern single play decks, the Bib Groov-Kleen cleans records while they play.
Ref 2000S/P £3.48 Reg. Des No. 967842.

Bib
 Send S.A.E. for free copy of colour catalogue detailing complete range.
Bib Hi-Fi Accessories Limited,
 Kelsey House, Wood Lane End,
 Hemel Hempstead, Herts., HP2 4RQ.

All prices shown are recommended retail, inc. VAT.