


Wireless World

December 1968 Three Shillings

Universal component bridge
Electrostatic headphones



ALL POINTS FAVOUR VERSATILE KEYSWITCH TAILOR-MADE RELAYS

There are more than a million variations of the 10 basic Keyswitch relays illustrated here; at least one of them will suit your particular requirements. They're all top-quality and top-performance, as demonstrated by an impressive list of 'approvals' that includes Post Office, Atomic Energy Authority, NATO, National Coal Board, British Rail and Central Electricity Generating Board. And every Keyswitch 'tailor-made' is also available in plug-in form. So when you need the best relays, at competitive prices and delivered on time, contact Keyswitch Relays Ltd, Cricklewood Lane, London NW2 (01-452 3344; telex 262754)

KEYSWITCH RELAYS

- 1 MIL mechanically interlocked pair, operating A releases B
- 2 P33 plug-in version of P.O. 3000, at least 30m operations
- 3 600 compact version of P.O. 3000, up to 10A contacts
- 4 KTR replaces two P.O. 3000's in space of one, 30% cheaper
- 5 DA33 two independent armatures and contact assemblies
- 6 KR31 remanent latching, holds indefinitely
- 7 MRL latches mechanically, releases electrically, up to 8 contacts
- 8 K700 miniature contactor, very sensitive coils, up to 30A contacts
- 9 P.O. 3000 meets full GPO specs, up to 30A contacts
- 10 MSW any of these relays fitted with up to 8 microswitches



KEYSWITCH RELAYS - WHERE THE ACTION IS - KEYSWITCH RELAYS

Wireless World

Electronics, Television, Radio, Audio

Fifty-eighth year of publication

December 1968

Volume 74 Number 1398



This month's cover features the universal components bridge for which constructional details are given in this issue.

Contents

- 433 Our New Master
- 434 Universal Component Bridge by *L. Nelson-Jones*
- 439 B.B.C. Sound-in-Vision System
- 440 High-quality Electrostatic Headphones by *J. P. Wilson*
- 444 News of the Month
 - Pay-TV Company to Disband
 - S.R.C. annual report
 - Radio Love
- 447 Direct Broadcasting from Satellites
- 448 Sound and Vision in the *Queen Elizabeth II*
- 450 Personalities
- 451 Microwave Semiconductor Devices
- 452 Conferences & Exhibitions
- 453 Progress in Acoustics
- 454 Noise in Transistor Circuits—2 by *P. J. Baxandall*
- 460 Encoded Keyboard for Computers
- 460 Announcements
- 461 *Wireless World* Colour Television Receiver—7
- 465 Letters to the Editor
- 467 World of Amateur Radio
- 468 The Human Computer Reconsidered
- 469 Battery Developments
- 470 Test Your Knowledge *questions and answers* by *L. Ibbotson*
- 471 December Meetings
- 472 A Flexible Expander/Compressor by *M. B. Catford*
- 474 New Products
- 480 Literature Received
- 480 H.F. Predictions

Iliffe Technical Publications Ltd.,
Managing Director: Kenneth Tett
Editorial Director: George H. Mansell
Advertisement Director: George Fowkes
Dorset House, Stamford Street, London, SE1

© Iliffe Technical Publications Ltd., 1968

Permission in writing from the Editor must first be obtained before letterpress or illustrations are reproduced from this journal. Brief extracts or comments are allowed provided acknowledgement to the journal is given.

PUBLISHED MONTHLY (3rd Monday of preceding month). Telephone: 01-928 3333 (70 lines). Telegrams/Telex: Wiworld Iliffepres 25137 London. Cables: "Ethaworld, London, S.E.1." Annual Subscriptions: Home; £2 15s 0d. Overseas; 1 year £2 15s 0d. Canada and U.S.A.; \$6.75; 3 years £7 0s 0d. Canada and U.S.A.; \$17.50 Second-Class mail privileges authorised at New York N.Y. Subscribers are requested to notify a change of address four weeks in advance and to return wrapper bearing previous address. BRANCH OFFICES: BIRMINGHAM: 401, Lynton House, Walsall Road, 22b. Telephone: 021-356 4838. BRISTOL: 11 Marsh Street, 1. Telephone: 0272 21491/2. COVENTRY: 8-10, Corporation Street. Telephone: 0203 25210. GLASGOW: 3 Clairmont Gardens, C.3. Telephone: 041-332 3792. MANCHESTER: 260, Deansgate, 3. Telephone: 061-834 4412. NEW YORK OFFICE U.S.A.: 300 East 42nd Street, New York 10017. Telephone: 867-3900.

Square?



Not quite, but the only rectangular 3" tube on the market...

Another example of Thorn-AEI's renowned production engineering techniques is a top-quality oscilloscope tube at a minimum price.

The Brimar D7-200GH is the only rectangular tube available in the 3 inch size. The tube has a relatively flat screen and employs a mono-accelerator for reduced power requirements. With an overall length of only 18 cm, it provides a 5 cm x 4 cm display of waveforms or TV pictures.

The tube can also be supplied with a long persistence phosphor screen, making it particularly suitable for use with medical electronic equipment.

Features include electrostatic deflection and focusing. Good geometry is ensured by specially developed production control techniques. Small spot size and focus uniformity over the entire screen give good resolution at all points of the useful screen area. High-deflection sensitivities permit the use of inexpensive transistor circuits.

Applications include:

- alpha-numerical readout devices,
- medical laboratory equipment,
- waveform monitors,
- data processing equipment,
- voltage and power output indicators,
- educational equipment, etc.—

and of course, popularly-priced oscilloscopes.

$V_{a1+a3+a4}$	800	1200	V
V_{a2}	50 to 150	75 to 225	V
V_g (for cut-off)	-20 to -40	-30 to -60	V

For full technical data and prices, write or phone:



Thorn-AEI Radio Valves & Tubes Limited
7 Soho Square, London, W1V 6DN Telephone 01-437 5233

The price is special, too!

Wireless World

Our New Master

Editor-in-chief:

W. T. COCKING, F.I.E.E.

Editor:

H. W. BARNARD

Technical Editor:

T. E. IVALL

Assistant Editors:

B. S. CRANK

J. H. WEADEN

Editorial Assistant

J. GREENBANK, B.A.

Drawing Office:

H. J. COOKE

Production:

D. R. BRAY

Advertisements:

G. BENTON ROWELL (*Manager*)

J. R. EYTON-JONES

R. LAMBERT (*Classified Advertisement Manager*)

Telephone: 01-928 3333 Ext. 538

When the Post Office Bill becomes law (albeit, we hope, in modified form in some respects) we in the United Kingdom will have a new master. No longer will the master of the Post Office (or to give him his more common title the Postmaster-General) be the overlord of radio communication. All telecommunications—and it would appear a great deal more in the field of communications—will come under the jurisdiction of the Minister of Posts and Telecommunications. The new Post Office, which is to become a public authority, will no longer be the controlling body in radio matters. The new “P.T.T.” Ministry will “license radio stations, control frequency usage and regulate and co-ordinate the use of apparatus for transmitting and receiving”. The Minister of Posts and Telecoms will also be responsible for the oversight of the new Post Office and will assume the present responsibilities of the P.M.G. for the broadcasting authorities.

It has frequently been suggested that the regulatory powers regarding frequency allocation should be withdrawn from the Post Office (because it is both user and arbiter) and that a British counterpart of the American Federal Communications Commission should be set up. The changes planned in the Bill, are, therefore, seen as a move in the right direction. But. . .

Under the Wireless Telegraphy Act 1949 the Postmaster General has regulatory control of “apparatus generating, or designed to generate, or liable to generate fortuitously, electro-magnetic energy at frequencies of not more than three million megacycles per second”. This upper frequency limit has been seized upon by the people who are organizing Radio Love (referred to in our “news” pages this month) who undoubtedly and justifiably considered that laser beams did not come under the control of the P.M.G. It was obvious, of course, that because of the gradual disappearance of the “generator gap” between radio and light waves (as pointed out in our review last month) sooner or later the upper limit of that part of the radio spectrum coming under the P.M.G.’s jurisdiction would be raised. It would appear, however, from Part IV of the new Bill that our new overlord is going to be a harder task master than his predecessor.

As the Bill stands at present the Minister will control without specifying frequency limits the use of “electric, magnetic, electro-magnetic, electro-chemical and electro-mechanical” energy for the distribution of sound and vision programmes “to inform persons of anything or to educate or entertain them”. The mind boggles at the measure of control which could be imposed under such sweeping powers. Will the overlord try to license magnetic recording? One could, of course, say that our car trafficators and indeed traffic lights, railway signals and a thousand and one other visual indicating devices (all using electro-magnetic energy in the optical part of the spectrum) are “to inform persons”! But, to be serious, it now seems that those who drew up the Bill are absolutely determined to make sure that no loop hole has been left in the regulations governing the Minister’s monopoly of telecommunications. While such a monopoly is probably necessary in order to ensure that our telecommunications are controlled fairly, for the benefit of the whole community, one hopes that it will be used in a charitable manner and that the new Minister will not become a telecommunications dictator. (Never mind—there’s always telepathy!)

Universal Component Bridge

R, L, C measurement to 1% accuracy with out-of-balance amplitude and phase indicated on a cathode-ray tube

by L. Nelson-Jones, M.I.E.R.E.

The component measuring bridge described here was designed with the emphasis on ease of use, and to this end it uses a miniature cathode-ray tube to display the balance state of the bridge on the capacitance and inductance ranges. This type of indicator enables both the amplitude and phase of the out-of-balance quantity to be displayed, and also indicates if the component has non-linear tendencies, as shown in the illustrations later in the article. The ability to see both the magnitude and phase of the out-of-balance enables the null to be found with much greater speed and ease than with an indication of amplitude alone. This is especially true with inductors of low Q value.

The instrument covers a wide range of values, as can be seen from the specification, and is generally in line with the performance and coverage of the majority of similar commercial instruments. Its accuracy depends on the resistor and capacitor standards used. With the values specified it is better than 1% on resistance, except at the extremes of the coverage, where indicator sensitivity limits the accuracy (see later). On the capacitance ranges the accuracy is also better than 1%, and the zero value of capacitance of the bridge may be reduced to a true zero as described later. On the inductance ranges the accuracy is in general better than 1%, but at the extremes of the coverage it falls to about 2%, since the bridge is optimised for the capacitance

The completed component bridge, with a capacitor connected for measurement. (See front cover for details.)



ranges. Very low- Q inductors, especially ones of low inductance, also give a lower accuracy than the basic 1%.

Basic bridge circuits

The basic bridge circuits used in the instrument are shown in Fig. 1 (a), (b), (c) and (d). On the resistance ranges the basic circuit used is the Wheatstone bridge, (a). Energization is provided from the h.t. supply via a potentiometer (shown here as a battery of 75 volts maximum with a series resistance). The arm R_A is the ratio arm, having values of 1 Ω to 1 M Ω , and this same ratio arm is used for all other ranges, both capacitive and inductive. The arm R_S is the standard arm, which is of 10 k Ω , while RV_1 is the calibrated balance arm. This balance arm is in fact a 10 k Ω potentiometer in series with a 750 Ω fixed resistor, so that the values 1 k Ω to 10 k Ω are covered fully, despite the 5% tolerance on the overall value of the potentiometer. Provision is made to switch out the 750 Ω resistor, and the dial of the balance arm is calibrated with an additional 0-1 scale at the lower end of the range only.

In practice it will be found that the lowest resistance range of the instrument, covering up to 1 Ω , is of so low a sensitivity that it cannot usefully be used except with an external indicator of much higher sensitivity, and this is the reason for the resistance ranges being quoted as 1 Ω to 1 M Ω , and not 0.1 Ω to 1 M Ω as would seem correct from the spread of the inductance and capacitance ranges. External galvo terminals are provided so that greater sensitivity can be obtained on the extreme ranges if required. Additional sensitivity could have been obtained by the application of the full h.t. supply to the bridge, but for reasons of personal safety this could not be justified, and in addition there would have been trouble with excessive dissipation on some ranges. The use of a push-button for the two levels of energization supplied to the bridge (see Fig. 2) enables a much higher sensitivity to be obtained from the instrument than the meter sensitivity of 100-0-100 μ A might indicate. This is achieved by using the push-button as a tapping key and watching the meter pointer until it stops pulsating while adjusting the balance arm. Out-of-balance currents of

Specification

Resistance	1 Ω -1 M Ω
Capacitance	10 pF-100 μ F
Inductance	10 μ H-100 H
Loss (capacitance)	Q values from 10 upwards
Loss (inductance)	Q of any value: 0-10 Maxwell (series loss) 10- ∞ Hay (parallel loss)
Accuracy	better than 1% (see text)

less than 1 μ A may easily be seen in this way, and in addition any out-of-balance inherent in the meter movement is of no importance with the method. 1% discrimination is possible (with the internal indicator) between 10 Ω and 100 k Ω .

On the capacitance ranges (Fig. 1(b)) the ratio arm is as in the resistance measuring circuit, and so is the balance arm RV_1 . The standard arm consists of a standard capacitance C_1 of 10,000 pF nominal value, together with the variable series-loss resistor RV_2 of 1 k Ω . Use of this standard value of variable resistor is made possible by arranging the energization frequency to be 1,592 Hz (for which $\omega = 2\pi f = 10^4$). Had the bridge used the usual frequency of 1 kHz the variable resistor would have had to be 1.592 k Ω for $Q = 10$, the lowest value covered—a Q value chosen so that the error in the Hay inductance bridge configuration (Fig. 1(d)) will not exceed 1%. The instrument is not intended for the measurement of electrolytic capacitors, and therefore Q values of less than 10 are not allowed for on the capacitance ranges. There is no reason why the lower values of Q should not be catered for, if required, by switching in the parallel 100 k Ω used in the Maxwell inductance configuration for Q s of 0-10.

The main problem with the capacitance bridge comes from stray capacitances, especially across the balance arm $B-D$ of Fig. 1(b). Stray capacitance to ground across this arm has the effect of making the standard capacitor C_1 "look" as if it is lossy, so that the effective minimum value of the series-loss resistor is not zero. In the case of the present design a minimum value of about 20 Ω was at first achieved, despite the use of a special low-capacitance screened coupling transformer for the bridge energization and the exercise of great care with the wiring layout. In many commercial bridges this problem is overcome by the use

of a lower impedance for the balance and standard capacitance arms (usually $1\text{ k}\Omega$ and $0.1\ \mu\text{F}$), so that the effect of stray capacitance is greatly reduced and may be safely ignored. This solution was rejected because of the difficulty of obtaining capacitors of suitable type (silvered mica) having values above $10,000\ \text{pF}$, and also because it was felt that the resolution of the balance arm would be inadequate if it were of $1\text{ k}\Omega$ value. The solution eventually found to be fully successful was to inject into point *B* of the Fig. 1(b) circuit a voltage which is in anti-phase with that normally present at point *C*, and to inject that voltage through a capacitor nominally equal to the stray capacitance present. This capacitor is VC_3 of Fig. 2.

The use of this balancing voltage has the additional effect of largely eliminating the small zero error in the readings of the lowest capacitance range. A fixed setting of the capacitor VC_3 can be used since the stray capacitance does not vary appreciably with the value of the ratio arm R_A . The only side effect caused by this correction technique, and also by the stray capacitance across arm *C-D* is to make the optimum value of the standard capacitance C_1 less than the nominal value of $10,000\ \text{pF}$ by about $60\ \text{pF}$, a value of $9,940\ \text{pF}$ being used in the prototype. The value needed is within the 1% tolerance of standard types of silvered mica capacitors, so that no difficulty should be experienced in finding the required value by selection on an accurate bridge. If this cannot be done an additional small error will be present on the capacitance and inductance ranges so that the basic accuracy will only be about 1.5% overall.

On the inductance ranges (Figs. 1(c) and 1(d)), the Hay configuration is used for high- Q inductors (Q above 10) and the Maxwell configuration for low- Q inductors (Q below 10). The Hay arrangement uses the same components as the capacitance range with the balance and standard capacitance arms inter-changed. In the Maxwell arrangement the series loss resistor RV_2 is replaced by a parallel variable loss resistor of $100\text{ k}\Omega$ with the addition of a $1\text{ k}\Omega$ fine control to make balancing easier with inductors of very low Q . In all other respects the two inductance bridge configurations are identical. The balancing voltage via VC_3 remains connected in the inductance bridges, across the balance arm RV_1 . The value for VC_3 will not, of course, be identical for all the bridge configurations but the difference is not great. However, since the Q values of capacitors are in general much higher at $1592\ \text{Hz}$ than the Q values of typical inductors, it is more important that the errors in the reading of the loss balance control are corrected on the capacitance ranges than on the inductance ranges, where, with lower Q s, the percentage error will be much less.

Power dissipation in R bridge

Maximum dissipation in a resistance under measurement depends on the value of the resistance, and on the range, and setting of the balance control at the time. Worst conditions are with the balance arm at zero,

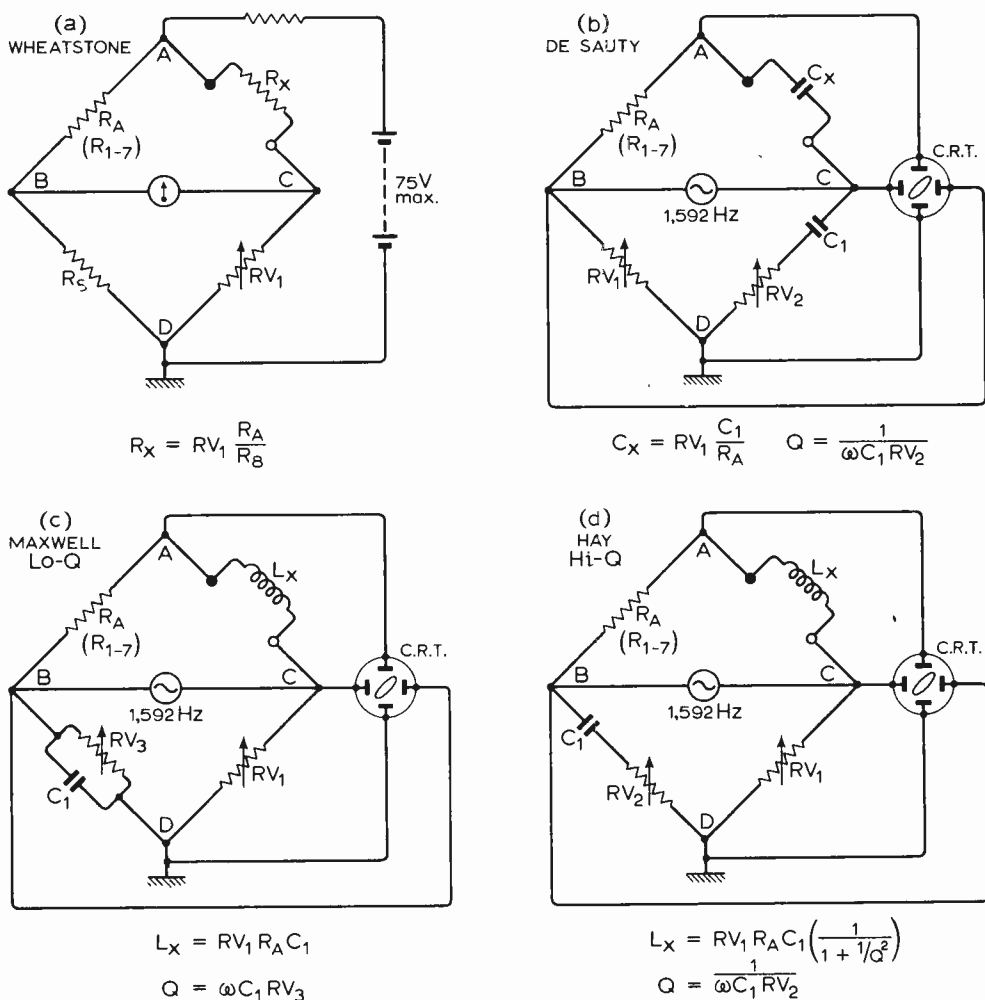
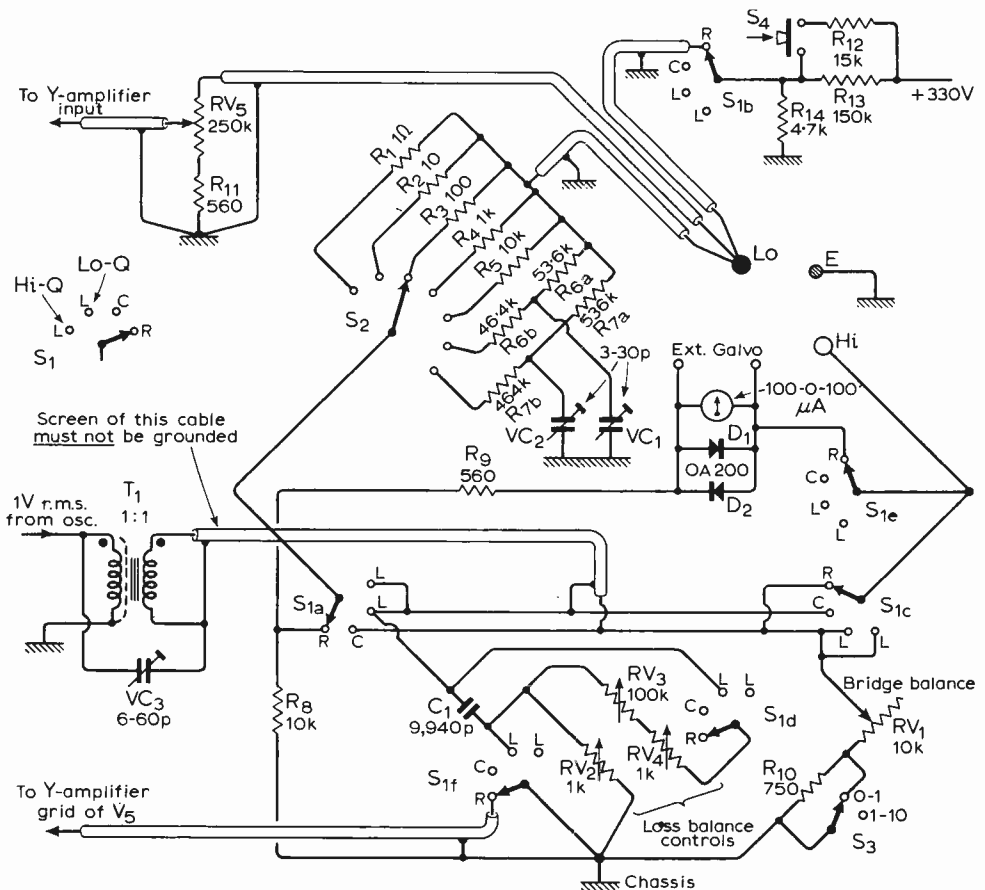


Fig. 1. Basic circuits used: (a) resistance bridge (Wheatstone); (b) capacitance bridge (De Saury); (c) low- Q inductance bridge (Maxwell); (d) high- Q inductance bridge (Hay)

Fig. 2. Full circuit of the R, L, C component bridge. (Press-button S_1 at top right.)



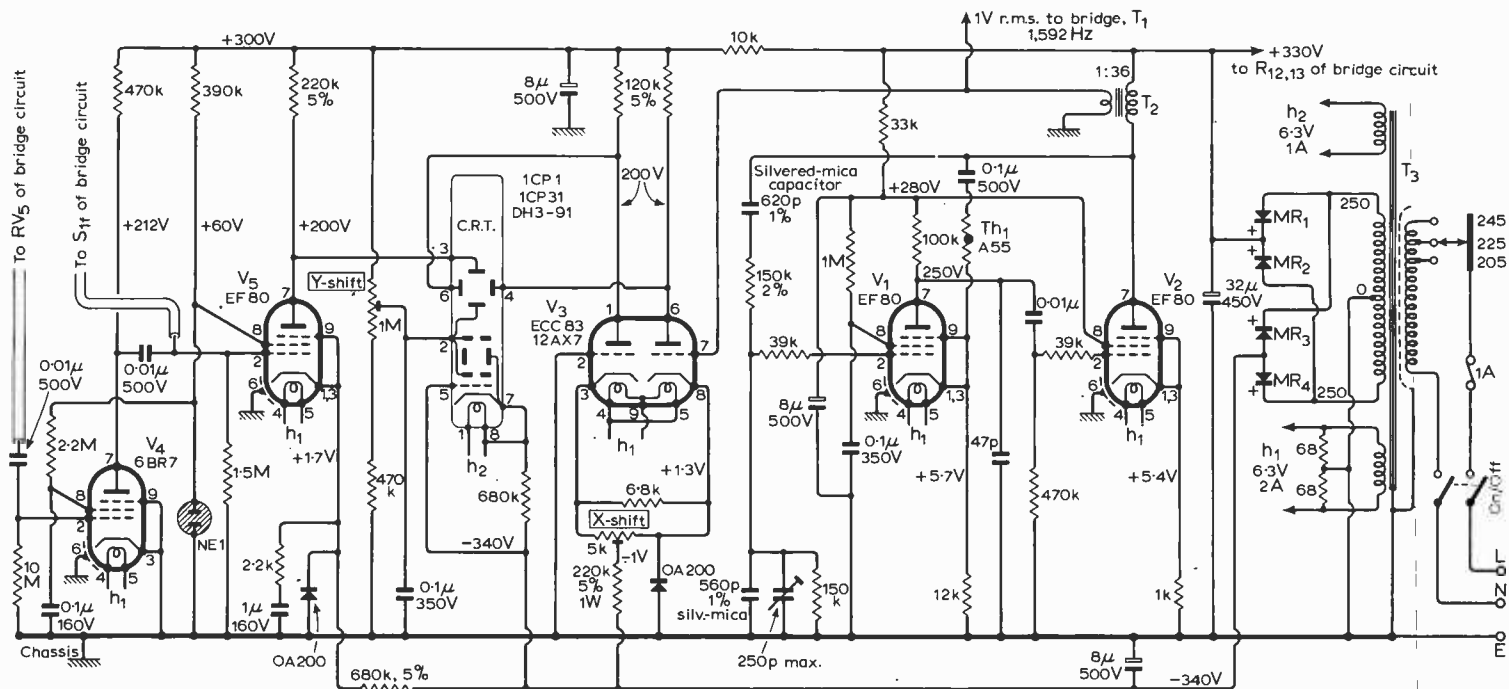


Fig. 3. Circuit of the cathode-ray tube display, the Y and X amplifiers, the bridge energization oscillator, and the power supply

the range switch at the 100 k Ω -1 M Ω range, and the sensitivity press-switch closed. Under these conditions maximum dissipation reaches a fairly flat maximum between 3 and 3.5 k Ω of 440 mW, but this is a condition unlikely to be met in practice. Assuming that normal balance has been established before the press-switch is closed, the maximum dissipation is at about 1.5 k Ω and reaches 180 mW, but this can be limited by keeping the press-switch closed for short periods only. Indeed it is for this purpose, as well as to allow for its use as a "tapping key", that such a biased switch is fitted. With the press-switch open, maximum dissipation is limited to less than 6 mW at a value of about 4 k Ω .

As has been said above the voltage available at the terminals of the bridge is limited to 75 volts maximum by the use of a potentiometer across the h.t. supply, the values for which are also chosen to limit the current to a safe value. The guiding values used to determine these limits were the normal maxima allowed on Post Office line equipment—where 75 volts with respect to ground and a maximum current of 50 mA are the accepted safe limits. The voltage is limited to 75 volts, but the current is restricted to 22.5 mA to limit dissipation in the resistor under test. This point was felt

to be of importance in the design of the bridge, and is a matter that has not always received sufficient attention, especially in the earlier models of some commercial equipments—as the author has had painful cause to remember. In practice it is difficult to get a shock as it is not normal to both press the switch S_4 and touch the insulated terminals or the component leads at the same time, and with S_4 open the maximum voltage is only a few volts and the current does not exceed 2.2 mA.

Oscillator design

The oscillator used (Fig. 3) is a Wien bridge circuit with thermistor stabilisation, and there is no separate output stage. The output from the secondary of the output transformer is 1 volt r.m.s., and the frequency, as has been said, is nominally 1,592 Hz. In practice it is easier to set this to 1,600 Hz by forming a Lissajou figure against the 50 Hz mains, and the error in Q measurement is very small compared to the accuracy of the basic Q measurement, of about 5%.

The frequency is adjusted by means of a variable capacitor in the Wien bridge, but a variable resistor would serve equally if


preferred. When using the Lissajou method it is preferable to use the 50 Hz for the X deflection, with a small amount of 50 Hz (in quadrature) applied to the Y axis together with the 1,592 Hz from the oscillator, so that the forward and return traces are separated.

The design of the oscillator follows normal lines for a Wien bridge, and the only point which must be emphasised is that since an output transformer forms the load it is necessary to reduce loop gain at the high frequency end of the pass band of the amplifier to maintain freedom from spurious oscillation. This is achieved by the inclusion of a 47 pF capacitor from the anode of V_1 to ground, and grid stoppers are also fitted to V_1 and V_2 . The screen of V_2 and the supplies to V_1 are decoupled and smoothed by an 8 μ F electrolytic and a 33 k Ω resistor to reduce the hum content of the oscillator output, and to improve low frequency stability.

Y amplifier design

The first stage of the Y amplifier is a low-noise pentode, operated with "grid current" biasing, so that the cathode may be directly earthed to avoid heater-cathode hum troubles. For satisfactory operation in this mode a very low screen potential must be used (in this design around 12 V) and this is derived from a 60-volt line stabilized by a miniature neon tube NE1. This use of a stabilized supply ensures additional stability of the output stage anode voltage since the screen potential of the output stage is also stabilized by the neon tube. However, the main factor contributing to the high stability of the current in the output stage is the fact that the cathode bias resistor of the stage is returned to the -330 V line so that this resistor rather than the valve characteristic determines the anode current. To ensure freedom from heater cathode breakdown on

Fig. 4. Examples of displays on the c.r.t. balance indicator: A display for balance condition; B out-of-balance on both L and C ranges; C at balance when measuring a barrier layer Hi-K ceramic capacitor, 0.22 μ F 20 V; D at balance with iron or ferrite cored inductor, showing the effect of variation of core permeability with flux level



switching on (when the valve is non-conducting) a diode is connected to catch the cathode potential at -0.6 volts. The gain of this stage is increased by a controlled amount by the cathode by-pass path consisting of $2.2\text{ k}\Omega$ in series with a $1\ \mu\text{F}$ capacitor. Some degree of cathode degeneration is necessary to linearize the transfer characteristic for the fairly large voltage swing required of this output stage, hence the $2.2\text{ k}\Omega$ in this cathode bypass path.

Overall sensitivity of the *Y* amplifier is such that 2.5 mV r.m.s. causes 1 centimetre deflection of the c.r.t. spot. This represents a voltage gain of approximately 8,700 times in the *Y* amplifier.

X amplifier design

This stage is a straightforward long-tailed phase splitter with a degree of cathode degeneration caused by the two halves of the balancing potentiometer. The gain of the stage is set by the resistor by-passing this potentiometer. The long tail is returned to the -330 V line. The input to the stage is the output of the oscillator (1 volt r.m.s.) and the output is connected directly to the balanced *X* deflection plates of the c.r.t. The value of the long tail resistor is chosen to achieve the same anode potential as that of the output stage of the *Y* amplifier, in order to avoid astigmatism of the c.r.t. spot. The balance potentiometer is set to centralize the spot on the c.r.t. screen in the *X* direction, hence the label "X-shift".

Cathode ray display

The 1CP31 tube used has asymmetrical *Y* deflection and symmetrical *X* deflection plates, and will operate anywhere between 350 and 1,000 volts anode-cathode potential. The focus is automatic over this range. In the circuit described the tube operates at approximately 500 volts and auto-bias is used since the operating conditions of the tube are known to close limits, i.e., it is only required to operate on an ellipse within the screen diameter.

The only control is a potentiometer controlling the anode potential of the tube, which with an asymmetrical deflection system acts as the *Y* shift control.

Overall bridge circuit design

Selection of the bridge circuit required (Fig. 2) is achieved by S_1 and the range of the bridge by S_2 . S_{1a} and S_{1c} select the lower arms of the bridge. S_{1b} connects the h.t. supply on the resistance range only. S_{1d} connects the low- Q variable loss control in the Maxwell inductance bridge circuit. S_{1e} connects the d.c. balance meter on the resistance range, and S_{1f} shorts out the high- Q variable loss control in the Hay inductance bridge configuration and also serves to cut the gain of the *Y* amplifier to zero on the resistance range, by shorting the grid of V_5 to ground.

In order to keep stray capacitance to a

minimum the d.c. balance meter is connected to the standard resistor rather than the rotor of S_2 . The *Y* amplifier is permanently coupled to the top of the bridge, and all leads at this point are screened to cut down hum pick up. Stray capacitance at this point is of little consequence since it is across the input of the *Y* amplifier and does not affect the balance of the bridge. It is for this reason that the measurement terminal connected to the top of the bridge is called the "low" terminal, and the terminal connected to the right hand side of the bridge, the "high" terminal.

Energization to the bridge is via a low-capacitance 1:1 transformer (fully described in the appendix). The transformer is connected so that the phase of the arm connecting to the standard capacitor is opposite to the phase of the oscillator output on the primary of this transformer. The capacitor VC_3 then connects between these points to provide the correction for stray capacitance as described above. The lead from the transformer to S_{1a} and S_{1c} is an insulated screened lead, with the screen used to connect the secondary of the transformer to the standard capacitor. This method of construction still further reduces the stray capacitance on the balance arm of the bridge.

Further phase correction is required on the two highest impedance ranges of the capacitance bridge. This correction is provided by VC_1 and VC_2 . These capacitors are set using an air-spaced capacitor of low loss to give a zero setting of the loss control at balance. If the setting of the capacitor on either range is less than the minimum a small silvered mica capacitor should be placed across the whole centre-tapped range resistor, which will bring the capacitor within the range of adjustment. A capacitor of only a few picofarads will be needed. (A ceramic capacitor may also be used if silvered mica types of low value are not available.)

The range resistors are wire wound on the four lowest ranges, while on the three remaining ranges metal film resistors are used. Metal film resistors may, however, be used on all ranges. The standard resistor of the resistance range is also a metal film resistor. Full details of suitable resistors are contained in the appendix.

The d.c. balance meter is protected from overload by the two diodes D_1 and D_2 together with the $560\ \Omega$ resistor.

Using the bridge

Resistance Ranges. Select R on the switch S_1 and rotate the balance control (with the 0-1/1-10 switch to 1-10). If a balance is not obtained rotate the switch S_2 in a direction depending on the movement of the off-balance with variation of the balance control. If the error increases with increasing balance arm reading, reduce the ohmic value of the range. If the error decreases with increasing balance arm reading, increase the ohmic value of the range. When a balance point is found press the d.c. sensitivity press switch S_4 and using this as a "tapping key" find the exact null.

Capacitance Ranges. Select C on the switch S_1 and rotate the balance control (with the 0-1/1-10 switch to 1-10 and the *Y* gain control RV_5 set to a low gain). If a balance is not obtained proceed as with the resistance ranges in finding the correct range. As the balance is found, increase the *Y* gain until (with the use of the high- Q control) a horizontal line is obtained as shown in Fig. 4A, with the gain fully up. The 0-1/1-10 switch S_3 may be used on the 10-100 pF range (the lowest) to provide a 0-10 pF range of limited accuracy but nevertheless useful. As has already been said the zero error is negligible (due to the use of VC_3 to compensate for stray capacitance). Since the steps on the potentiometer are visible and represent about 0.1 pF each, this extension of the lowest range is quite sensitive, and useful.

Inductance Ranges. Select either L (low- Q) or L (high- Q) as required and proceed as with the capacitance ranges. The 0-1 switch is of little use on the lowest range of the inductance ranges since the secondary of the bridge supply transformer is deliberately wound with resistance wire to prevent the oscillator being shorted out by the very low bridge impedance on the high capacitance and low inductance ranges (where the ratio arm is 1 ohm). The use of the resistive transformer winding reduces the sensitivity of the bridge on these extreme ranges, but the effect only becomes severe on the very low inductance range with a very low Q value. Consequently the 0-1 range extension is not usable on this lowest inductance range because of the very broad null.

Calibration. This is best carried out using an accurate decade resistance box (preferably of 10,000 Ω total value) on the 0-10 k Ω range, which is the most sensitive. The capacitance ranges may be checked with standard capacitors, or by measuring a range of capacitors on a known accurate bridge and then checking these on the bridge. The loss balance control may be checked by placing known values of resistance in series with a low-loss capacitor to make it lossy. A similar method of connecting a resistor in series with an inductor of high- Q may be used to check the low- Q loss balance control. Some readers may prefer to calibrate the loss controls in terms of "D", the loss factor ($D = 1/Q$). This gives a linear scale on the high- Q control whereas a Q scale gives a linear scale on the low- Q control.

Note. Before calibration the bridge must be set up for correct values of VC_1 , VC_2 and VC_3 . The bridge is set to the 1,000-10,000 pF range and a good quality measured mica capacitor is connected for measurement. The bridge is balanced with the high- Q loss control set to infinite Q ($D = 0$). The capacitor VC_3 is then adjusted while maintaining balance with the balance control RV_1 until a setting is found where the oscilloscope display is a horizontal straight line (at exactly the same angle as that present when the bridge is switched to the resistance ranges). A horizontal line is

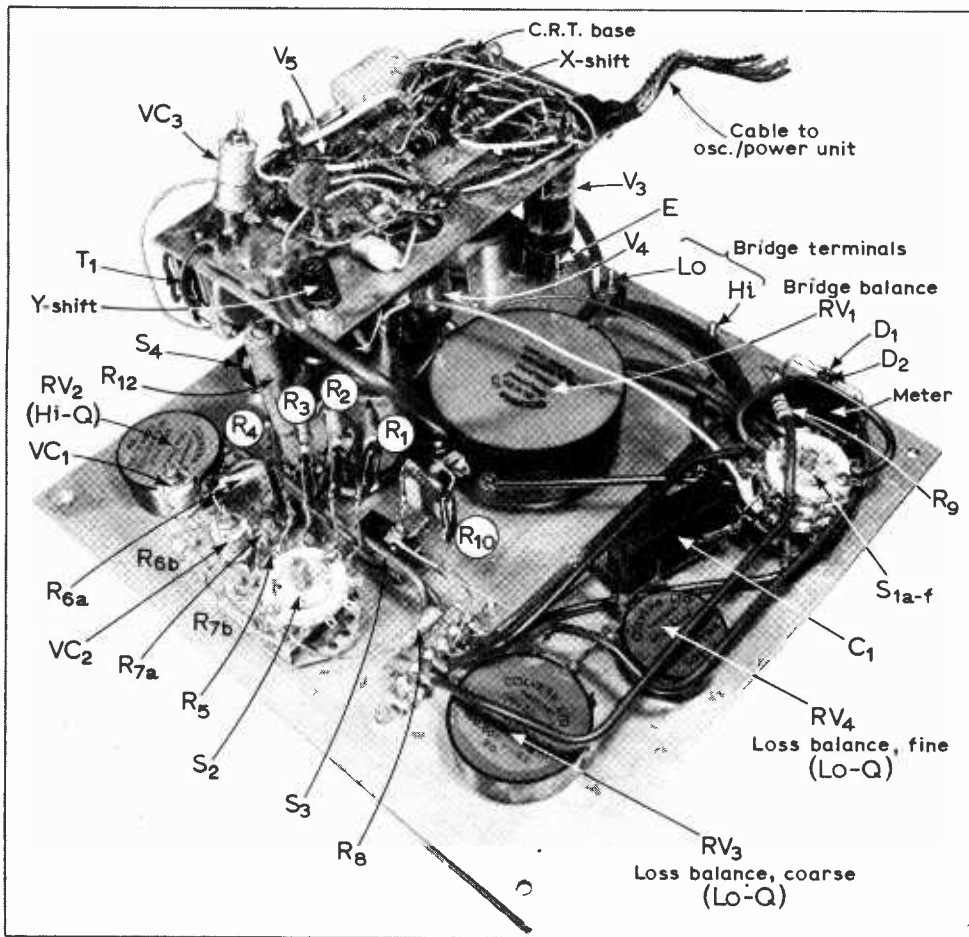


Fig. 5. Rear view of bridge front panel, showing the location of the X and Y amplifiers and the principal bridge components

scribed on the Perspex panel as an X reference line and the trace should be aligned to this using the X and Y shifts and rotating the tube while the bridge is switched to the resistance ranges). The bridge is next switched to the 100–1,000 pF range and an air-spaced variable capacitor connected for measurement (the frame of the capacitor to the low terminal). A twin gang 365 pF or 500 pF is suitable with both gangs paralleled. The loss control is again set to infinite Q ($D = 0$) and capacitor VC_2 adjusted as above until a horizontal line is obtained at balance. This method is repeated using a smaller variable capacitor on the 10–100 pF range and adjusting VC_1 . Leads should be kept short, especially to the low terminal, in order to avoid hum pick up, which causes the trace on the tube to break up into a complex pattern, making balancing difficult. It is assumed in the above that the bridge frequency has already been set to the correct value of 1,592 Hz (or 1,600 Hz as described above).

Finally the calibration of the loss controls is part of the setting up procedure. This is carried out using either an accurate ohmmeter or bridge. The low-Q control is calibrated linearly from $Q = 0$, $R = 0$ to $Q = 10$, $R = 100$ k Ω . The high-Q control is calibrated to an inverse law $Q = \infty$, $R = 0$, to $Q = 10$, $R = 1$ k Ω . The law being $R = 10^4/Q$, or if calibrating in terms of "D", $R = 10^4 D$ (since $D = 1/Q$).

The remainder of the article deals with constructional matters.

CONSTRUCTIONAL APPENDIX

Bridge components

R_1	1 Ω	0.5% wirewound or metal film	Welwyn 4015D
R_2	10 Ω	0.5% wirewound or metal film.	Welwyn 4015D
R_3	100 Ω	0.5% wirewound or metal film.	Welwyn 4015D
R_4	1 k Ω	0.5% wirewound or metal film.	Welwyn 4015D
R_5	10 k Ω	0.5% metal film.	Welwyn 4015D
R_6	53.6 k Ω	0.5% metal film.	Welwyn 4015D
R_{6b}	46.4 k Ω	0.5% metal film.	Welwyn 4015D
R_{7a}	536 k Ω	0.5% metal film.	Welwyn 4015D
R_{7b}	464 k Ω	0.5% metal film.	Welwyn 4015D
R_8	10 k Ω	0.5% metal film.	Welwyn 4015D
R_9	560 Ω	1/2 W 10% carbon	
R_{10}	750 Ω	1% wirewound or metal film.	Welwyn 4015D
R_{11}	560 Ω	1/4 W 10% carbon	
R_{12}	15 k Ω	10 W wirewound	
R_{13}	150 k Ω	1 W 10% carbon	
R_{14}	4.7 k Ω	1 W 10% carbon	
RV_1	10 k Ω	5% Colvern C.L.R.	7001/15S
RV_2	1 k Ω	5% Colvern C.L.R.	4001/15S
RV_3	100 k Ω	5% Colvern C.L.R.	5001/15S
RV_4	1 k Ω	10% Colvern C.L.R.	3001/15S
RV_5	250 k Ω	log. carbon	
C_1	0.01 μ F nominal	0.5% silvered mica	(selected preferably to 9940 pF)

VC_1	3–30 pF airspaced trimmer!	Mullard E7876 (or 7864/01)
VC_2	3–30 pF airspaced trimmer!	Mullard E7876 (or 7864/01)
VC_3	6–60 pF airspaced trimmer.	Mullard E7881 (or E7879)
D_1	OA200, 1S120, HS1010, etc.	
D_2	OA200, 1S120, HS1010, etc.	
Meter	100–0–100 μ A. (Prototype uses Type SB.305 from Henry's Radio Ltd.)	
S_1	Prototype uses three 6-way 2-pole Radiospares Maka-Switch Wafers with the index mechanism set to 4-way, in order not to crowd the connections too much. (Similar switch available from Electroniques.)	
S_2	Radiospares Maka-Switch 12-way 1-pole with index set to 7-way. (Similar switch available from Electroniques.)	
S_3	S.p.s.t. toggle switch	
S_4	S.p.s.t. press to make	
T_1	35 mm ungapped ferrite pot core, Mullard FX 2240. Primary: (wound on first) 42 turns 24 s.w.g. enamelled copper wire followed by copper foil screen. Low capacity filler then added to fill most of the remaining bobbin space (polyurethane foam was used in the prototype). Secondary: wound with 42 turns of 32 s.w.g. eureka, cotton covered or enamelled.	
T_2	See "Oscillator" section following	

Making the wirewound resistors. The 1, 10, 100, 750 and 1 k Ω resistors may be wound by hand if desired, as in the prototype, or metal film resistors may be used throughout. The wirewound resistors are wound on cards of 1/8-inch thick paper base phenolic sheet, 1 inch square. Clearance holes are drilled near each corner for 18 s.w.g. tinned copper wires which are threaded as shown in Fig. 7 to form terminations. The three lowest values are wound non-inductively, by winding on a first layer equal to twice the required resistance and then winding on an equal length of wire

Fig. 6. Layout of oscillator and power unit chassis. (Connections to the X and Y amplifiers and the bridge circuit are made via a multi-way connection block on top of the chassis)






Fig. 7. The specially made wire-wound resistors R_1 , R_2 , R_3 , R_4 and R_{10} , showing the form of construction. Also in the picture are some of the metal film resistors forming the ratio arm. The common end of these resistors connects to a ceramic insulated terminal strip. R_{10} is mounted on S_3

in a second layer, but in the reverse direction, the two windings being placed closely over one another. The upper layer is then trimmed on an accurate bridge to the required overall value. These three lowest values (1, 10, 100 Ω) are wound with 24, 32, and 42 s.w.g. cotton covered eureka (cupronickel) wire. The two upper-value resistors are wound with a similar wire of 47 s.w.g. (enamelled) in a single layer. The reason for the non-inductive winding of the lower values is that, owing to the use of thicker wires for the lower values, the number of turns does not go down in relation to the resistance, so that the inductive component becomes of greater importance on the lowest values. The use of a flat winding also helps to reduce inductance by minimising the area of the winding. The prototype resistors were finally given paper labels and then several coats of a polyurethane varnish.

Oscillator. The capacitors of the Wien bridge are silvered mica of 1% tolerance. (Capacitors may be paralleled to obtain the required values.) The resistors are metal-oxide in the prototype but carbon film would be an alternative. The thermistor is an S.T.C. Type A55, obtainable from Electroniques Ltd. The transformer, T_2 , may be any good output transformer having a primary inductance of around 5 henrys (with up to 5 mA d.c.) and of 36:1 ratio. In the prototype the transformer was hand-wound using a $\frac{3}{8}$ in. stack of No. 74 laminations (Linton & Hirst, Magnetic & Electrical Alloys, Telcon, etc.) 0.014 in. silicon-iron fully interleaved. The primary is 1,600 turns of 40 s.w.g. enamelled copper wire. The secondary is 45 turns of 28 s.w.g. enamelled copper wire. Both windings are layer wound with interleaving and the primary is wound on first. Inductance of prototype 5.2 H (zero d.c.).

X and Y amplifiers. The construction of these is shown in the illustrations and only a few components need special mention. V_4 is shown as a 6 BR7, but many constructors will have the more common EF86, which may be used for V_4 without any changes in

values, but the pin connections must be changed as the EF86 has totally different connections with the exception of the heater pins. Both types were tried in the prototype with equal success. The neon NE1 may be Hivac Type 3L or 34L, American type NE2, Radiospares miniature neon (wire ended), or Thorn L.1161, 1163 or 1165.

Silicon protection diodes fitted to V_5 and V_3 (pin 8) prevent the application of -330 volts to the heater cathode insulation of these two valves when they are first switched on. The diodes have no effect on the operation of the circuit after the valves have warmed-up, as can be seen from the normal d.c. voltage present; the diode at the cathode of V_5 is reverse biased by 2.3 V ($1.7 + V_f$) and the diode at the cathode of V_3 is reverse biased by 1.9 V ($1.3 + V_f$). The diodes may be any of the types quoted for D_1 and D_2 of the bridge circuit; in fact almost any silicon diode is suitable for this application.

C.R.T. display. The 1-inch tube is mounted so that it can be rotated to set the X-axis horizontal. The tube is held by its base socket (B8G-Loctal) and by a clamp around the screen end of the tube. (Some soft material must be placed between the clamp and the tube, as the glass of the tube is relatively thin in such a small tube and is easily crushed.) In the prototype the tube base socket was fitted using slotted holes in the chassis plate, so that after rotating the tube the fixing screws could be tightened to hold the tube in the correct position.

Power supply

T_3 : Radiospares "Economy Mains 250 V" 250-0-250 V, 75 mA; 6.3 V, 2 A; 0-5-6.3 V, 1 A
 MR_{1-4} : Westinghouse FC116 contact cooled 250 V, 60 mA (Henry's Radio), S.T.C. C2D contact cooled 250 V, 60 mA (Electroniques). Also Continental types E250, C50.

The 68- Ω resistors "centre-tapping" the 6.3 V heater supply to ground are mounted on the base of V_3 . The heater supply to the c.r.t. is connected to the cathode of the c.r.t. to reduce heater cathode leakage.

Note. The neon NE1 may be used as a panel lamp if required as it is running at its normal brilliance and will therefore provide a suitable lamp. Beware, however, of using a self-contained neon lamp assembly designed for mains use, since this will normally contain a series resistor.

Cabinet construction. This may largely be to the taste of the individual constructor as no special precautions need to be taken. It helps greatly to use a reduction drive to the balance potentiometer, but otherwise the controls are all straightforward. The layout chosen places the controls very conveniently in that the hands do not obscure the main dial or the indicators when the bridge is in use. A left-handed person might prefer to transpose the whole panel left-to-right, however. The panel of the prototype is constructed in much the same way as those of the author's previous articles (see April

1968 W.W.) but in this case not all the dial markings are placed on the reverse of the perspex covering the metal front panel. To ease the problem of calibration a layer of stiff white card (of the sort sold by good stationers for artwork use) was placed behind the perspex and the calibrations marked on this in indian ink. The Perspex overlay then has clear panels left over these scales so that they can be read but are protected from dirt by the Perspex. The main balance control scale of the prototype has the Perspex cut away over its scale and a clear, and slightly domed Perspex cover fixed over this, cut out to allow clearance for the slow motion pointer of the drive to this control.

The bridge terminals are placed at the top of the panel so that bulky components may be placed on top of the instrument, and to this end a hard wearing Melamine laminate panel is fixed to the top of the case to prevent damage to the wooden case. (Warerite, Perstorp, Formica, etc.) The mains switch and fuse are also mounted in this Melamine top cover, but a small metal sub-panel is mounted in the cut out of the wooden panel behind this switch and is earthed so that in the unlikely event of an insulation breakdown of the switch or fuse, the switch dolly will not become live. Care should be taken to wire this type of panel-mounting fuse holder so that the live incoming mains connection goes to the tip of the fuseholder and the connection to the transformer goes to the side connection. Thus, on removing the fuse, the carrier disconnects from the mains, before the metal parts of the carrier can be touched. If the side connection goes to the mains this is not so, especially if the fuse is not blown. Of course one shouldn't remove a fuse with the supply on, but people do just the same, and it is better to be safe than sorry.

B.B.C. Sound-in-Vision System

The B.B.C. Research Department has developed an experimental sound-in-vision system for the single-line distribution of 625-line television signals. Within each 4.7 μ s line synchronizing interval, a period of 3.8 μ s, symmetrically disposed with respect to the leading and trailing edge of the line synchronizing pulse, is occupied by a p.c.m. sound signal. The leading edges of the synchronizing pulses are preserved during transmission.

The sound signal is sampled at twice the line frequency allowing a bandwidth of 14kHz to be transmitted. The two samples produced during each line period are converted to p.c.m. signals, delayed and compressed, and inserted into the video waveform during the next line synchronizing interval.

In order to provide room for the sound pulses throughout the full blanking interval it is necessary to extend alternate equalizing pulses from 2.35 μ s to 4.7 μ s. On reception the sound pulses are extracted and reconverted to normal audio signals and the video waveform restored to standard form.

High-quality Electrostatic Headphones

Theoretical and constructional details for simple electrostatic units producing plane wavefronts, and operating from the push-pull anodes of a valve amplifier

by J. P. Wilson*, B.Sc., Ph.D.

The ability to hear sources of sound at their appropriate positions in space depends on several factors. The more familiar of these are the binaural cues; the nearer ear receives its message slightly earlier and, particularly at high frequencies, louder (Fig. 1). Other factors must also be involved because with binaural headphone listening all sounds appear to be within the head on a line between the two ears.


Two possible reasons for hearing sound sources out in space under normal conditions are motion parallax (the changes in the signals at the ears brought about by head and body movements) and the acoustic diffracting properties of the external ear. It was this latter factor which led the author to consider the present design.

The sound wavefront arriving from a source situated at some distance is nearly plane. It should be possible to stimulate this natural condition by providing a large flat radiator in which the signal is in phase all over its surface: in addition the radiator should be a poor acoustic reflector so that it does not re-reflect sound returning from the head and ears, nor form a semi-enclosed resonant cavity with the ear. An electrostatic device has characteristics which can approximate to these requirements.

Theory of electrostatic transducers

Hunt¹ has shown that for linear operation an electrostatic device should be push-pull, and operate with a constant charge on its diaphragm. If, however, parts of the diaphragm can move independently, the constant charge principle will not hold on a local scale unless the parts are electrically independent. This can be achieved by using a very high resistance coating.² The pressure at all points on the diaphragm will then be equal to the product of the field strength between the plates (produced by the signal voltage) multiplied by the charge density (derived from the bias voltage).

The motion of the diaphragm is controlled by the acoustic resistance of air at mid frequencies, by the mass per unit area at high frequencies, and by the tension of



The finished units with headband.

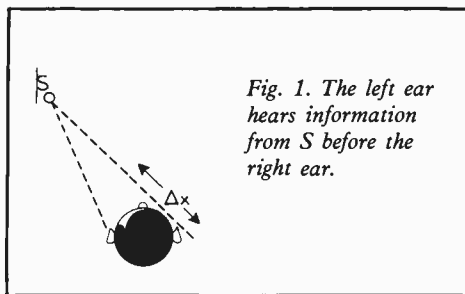
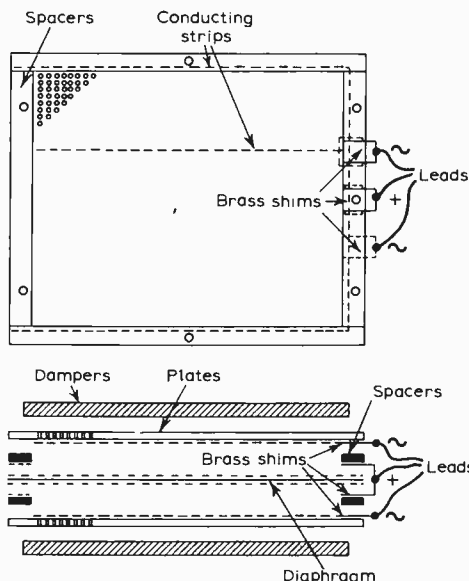


Fig. 1. The left ear hears information from S before the right ear.

Fig. 2. Constructional details of the units.



the diaphragm at low frequencies.² The high frequency roll-off is well above the audible limit for diaphragm materials commonly used in electrostatic speakers. At certain low frequency the entrained mass of air and the tension of the diaphragm form a resonant system.¹ This resonance determines the lower frequency limit of the device. It should not be made lower than required because this would limit the apparent sensitivity.²

The limitation on peak output imposed by the breakdown of air can be overcome by coating the plates with insulation.¹ At low frequencies, however, the limit will be set by the diaphragm touching the plates.

Other features considered by Hunt¹ to be desirable in an electrostatic speaker are concerned with altering the polar response and matching the impedance and are not applicable to a headphone design so will not be considered here.

A practical headphone design

The practical starting point was an unpublished loudspeaker design by M. K. Taylor which gave many of the constructional details used here. It is proposed to deal with each of the elements in turn in such a way that the reader can modify design according to his own requirements.

The plates

These must be electrically conducting, acoustically transparent, non-resonant, rigid and flat. The first design (7in × 5in) used perforated zinc which has excellent acoustic properties (55% hole area) but is not sufficiently rigid for practical purposes.

Experiments with various hole patterns in hardboard revealed that the holes should constitute at least 20% of the total area and that they should be spaced much closer than the shortest wavelength to be reproduced in order to avoid internal resonance and presumably also diffraction grating effects.

The dimensions of the plates are determined by two considerations. They should be large enough to overlap the ears all round and must be of the appropriate size to give the desired bass resonant frequency to the diaphragm. The present unit used perforated paxolin boards (Lektrokit: Chassis Plate

*Dr. Wilson is involved in psycho-acoustic experiments in the Department of Communication at Keele University. His work concerns the spatial localization of sounds, and spectral and temporal aspects of auditory signal analysis.

No. 4:4 $\frac{3}{4}$ in. \times 4in.) which provide insulation from the high voltages involved. These are rendered electrically conducting on their smoother sides as follows:

A stripe of high conductivity paint (Acheson Colloids Ltd.) is applied across the plate and brought out to a land for connection to the signal source (Fig. 2). The whole of the perforated area is then given a thick coating of colloidal graphite (Aquadag). In both cases care must be taken not to let any liquid run into the holes.

It is possible to dispense with the high conductivity paint (which is quite expensive) and make direct contact between the brass shims and graphite (Aquadag) lands on the plates.

When dry, the surface is polished with a dry cloth to remove any surface irregularities, or hairs, and blown thoroughly clean. A flame can be applied quickly to the surface just before assembly to remove any remaining dust or lint.

The spacers

These must have excellent insulating properties and be uniform in thickness. The actual thickness is not critical: thicker spacers will allow larger excursions at low frequencies but will require correspondingly greater signal and bias voltages to produce a given sound pressure.

Acetate sheeting of 0.04in. thickness was used for the spacers and stuck to the plates with Evostick. This thickness was chosen partly to ensure uniform response in spite of small deviations from flatness in the plates and might with advantage be reduced to about 0.025in. in less critical applications particularly if less bias and signal voltage is available. The holes required around the edges can be drilled after the spacers are fixed (Fig. 2).

A stripe of high conductivity paint (or Aquadag) is applied near the inner edge of the spacers for connection to the bias supply.

The diaphragm

This consists of a thin resistively coated film of stressed plastic of the type used by supermarkets for wrapping foodstuffs (Goodyear: Vitafilm). It is soft and acoustically dead, readily heat stressed, and is available in 0.0005in. and 0.001in. thicknesses.

The thinner material was chosen because it would be damped more readily by the acoustic loading.

The resonant frequency of the diaphragm will depend on size and shape, mass and tension. Too low a resonant frequency is undesirable because this will also necessitate using a lower bias voltage consequently lowering the sensitivity. It would also render the device more sensitive to any unwanted subsonic signal. The paxolin version has a resonant frequency of about 50Hz in free space which when damped leads to a -3dB point of about 30Hz.

In practice the proximity of the ear and head reduces these frequencies by about half an octave presumably by increasing the effective mass of entrained air.

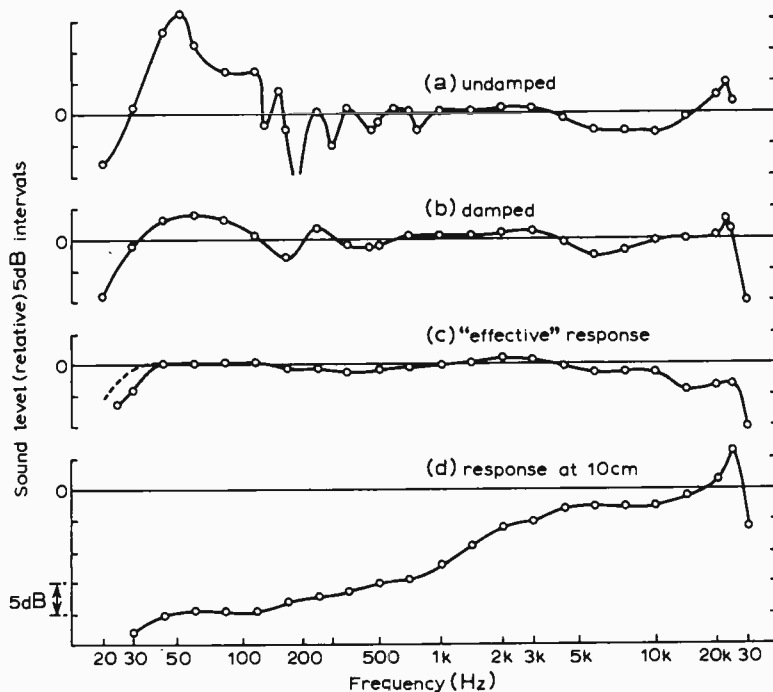


Fig. 3. Graph of frequency response against relative sound levels.

A conductive coating is needed on the diaphragm to allow it to charge up to the bias potential and to counteract any leakage of charge. But it should not be so conductive that charge can flow around during signal movements or linearity will be lost. A resistance within the range 100-10,000M Ω measured between two parallel electrodes 1in. long and separated by 1in. would be satisfactory (a just detectable deflection on a 50 μ A meter when fed from 250V).

To prepare this coating the plastic sheet is pressed on to a piece of moistened glass using a rubber roller. When the upper surface is dry a little colloidal graphite is rubbed on with cotton wool. At first it wets the surface in a thick black layer which by further rubbing, using the same piece of cotton wool, is nearly all removed leaving a shiny surface just noticeably darkened.

When the whole surface is within the required resistance range it can be turned over and coated on the other side. (The water will not harm the first coating unless it is rubbed hard.)

The finished diaphragm can then be stuck with Evostick to the spacers on one of the plates and pressed between two flat surfaces to dry. Only the minimum of adhesive must be used so that it does not spread between the diaphragm and the conducting stripes.

Heat tensioning may be performed in several ways. The method of Taylor was to use a fan heater with restricted air flow: the method adopted here was to place the diaphragm assembly under a hot grill for a few seconds. The plastic goes soft and then the wrinkles shrink out: it can then be removed and the tension builds up further as it cools. The process may be repeated if for any reason it appears necessary.

The resonant frequency and therefore the tension appears to be constant for a given size of diaphragm. This ability to obtain a controlled tension is probably the chief advantage this material has over other plastics.

The two halves are next bolted together with 6 BA nylon nuts and bolts. Thin brass shims should be inserted in the appropriate

positions to make contact with the conducting stripes.

A single shim may be used for the bias supply if a small nick is made in the edge of the diaphragm allowing contact with the conducting stripes on both sides. Leads may then be soldered onto the shims and well insulated.

It is probably better to bind the three separate leads together at a few points only rather than twist them or use three-core cable, otherwise the capacitive load on the amplifier may be too great.

Acoustic damping

Without extra damping the response below 1kHz is really quite irregular, as shown in Fig. 3. The plates themselves contribute a certain amount of damping as was deduced by comparing a similar diaphragm made on an open frame which had very characteristic drum-like properties.

Whilst it may be possible to obtain the desired damping by using plates with a very large number of minute holes this alternative was not pursued as the method adopted is simple and satisfactory, and in addition produces further electrical insulation. This consists of sandwiching the units between 4mm layers of foam plastic attached with rubber bands, or sewing together the edges of the foam layers to form an envelope. Adhesive was not used because of the danger of filling the perforations and because it was thought desirable to be able to inspect the diaphragm from time to time.

The effectiveness of this treatment can be judged by comparing (a) and (b) in Fig. 3. Doubling the thickness does not lead to any further improvement.

Finally a headband is arranged to hold the units flat against the ears and just in contact. This can be a 12in. \times $\frac{1}{2}$ in. strip of 16 gauge Duralumin bent to shape and given a slight twist at each end to hold the units flat against the ears. Owing to their light weight, lack of pressure and good ventilation these

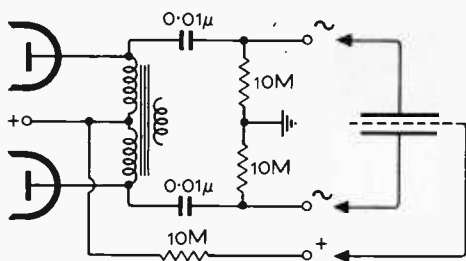


Fig. 4. The electrical circuit for connecting the phones to a push-pull output valve amplifier.

headphones can be worn indefinitely in complete comfort.

Electrical considerations and maximum output

As the impedance of an electrostatic device is predominantly capacitive it presents its lowest impedance at maximum frequency. For optimum performance the source impedance should be sufficiently low to cater for the highest frequency. Below this the output will be constant and limited by the maximum output voltage of the amplifier down to the lowest frequencies where plate spacing further limits the maximum output.

As the capacitance of the headphone unit is only about 80pF including leads it would be possible to utilise a step-up transformer between the anodes of a push-pull amplifier and the unit. However, the high inductance and low capacitance required to cover the whole audio frequency range in such a transformer would be difficult to achieve particularly in view of the high insulation required.

The output voltage available from push-pull anodes (Fig. 4) is adequate for most applications, however, and there would be little point in having much greater available output at medium and high frequencies than at low frequencies.

Besides its simplicity this method has the advantage that internal insulation of the plates is unnecessary unless the spacers are reduced to below 0.025in because the breakdown of air is not reached. A high quality

output transformer may be used to step up the output of a transistor amplifier to a comparable voltage but separate provision would be needed for biasing.

Insulation of the plates would be necessary only for very high outputs and it would be practicable to obtain this only over a restricted frequency range.

After preliminary insulation tests to check construction the bias voltage should be applied. By observing the shape of objects such as a window opening or a fluorescent tube by reflection from the diaphragm it is possible to see that it is flat and not plastered against one of the plates.

The bias voltage should be set so that even when the diaphragm is blown towards the plates it will return to the central position by its own tension.

Using a Radford STA 15 (a 15W amplifier with h.t. supply at 375 volts) with no resistive load, the free field r.m.s. sound pressure is limited to 90dB (rel. 0.0002 dynes/cm²) from 30Hz upwards by the voltage handling capacity of the amplifier. (As some amplifiers become unstable without a resistive load it would be safer to include this and accept the reduced output if stability cannot be checked by the user.) By reducing the spacers to 0.025in the output above 60Hz is increased to nearly 100dB before the amplifier overloads but below 35Hz the maximum output would be limited to less than 90dB by the diaphragm excursion.

The actual sound pressure at the ears is about 10dB greater than the free field pressure due to the reflective and sound gathering properties of the ear and head. This would also apply to loudspeakers, and indeed natural sounds, but not to headphones. The exact magnitude of pressure increase is dependent on frequency and on the direction of the source in space relative to the ear.

Performance tests

The units were tested for frequency response and square wave response using a B & K 4133 microphone in contact with one of the plastic dampers.

This was done in several positions as uniformity cannot be assumed for the following reasons: uneven spacing between the

plates causes variations in the signal field strength; tension controlled motion at low frequencies gives a curved deflection profile (with highest sound pressure in the centre) whereas air resistance controlled motion at high frequencies gives a constant displacement (apart from the extreme edges) and a uniform sound pressure; nodes and antinodes may be formed; a leakage path causes reduced sensitivity in this region.

Fig. 3 shows the frequency response under a number of different conditions: (a) shows the performance just off centre without the plastic dampers. There is a resonance at 50Hz and a number of peaks and dips up to 1kHz.

Curves taken in other positions (not illustrated) had the same main resonance but the frequencies of intermediate peaks and dips were quite variable. It is assumed that these were due to the formation of nodes.

Curve (b) taken at the same position illustrates that the effect of the foam plastic was to damp out all these irregularities. Curve (c) is an averaged response over an area of the diaphragm corresponding to the size of the ear.

Taking into account the lowering of resonance when in proximity to the ear (dashed line) the effective bandwidth is 25Hz-25kHz ± 3dB without any sharp peaks or dips (all maxima and minima are plotted).

One of the interesting features of a device like this is the polar response pattern. If λ is the wavelength of sound, r , the radius of the generating surface, and x , the perpendicular distance from the centre, then for very low frequencies when $\lambda \gg r$, the response pattern is a figure of eight.

Initially when $x \ll r$ pressure falls off slowly with distance but as x increases and becomes much larger than r , the response tends towards an inverse square law:

For very high frequencies, however, when $\lambda \ll r$, the device acts as a plane wavefront generator. Sound pressure is uniform across the beam (projected area of the diaphragm) and independent of distance but falls off rapidly outside the beam.

In practice, of course, much of the sound spectrum lies in the intermediate region ($\lambda \sim r$) and the characteristics will lie between the limiting cases outlined above.

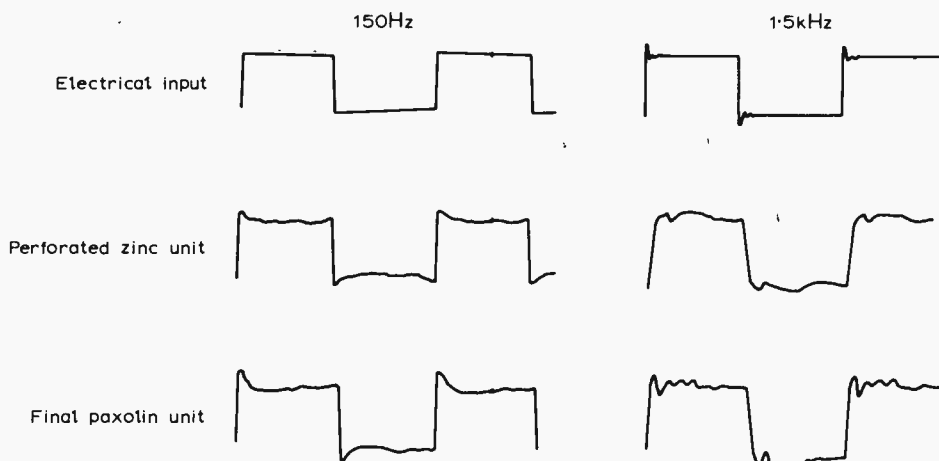
It is obvious from these considerations that this does not form a suitable basis for a loudspeaker as the frequency response would vary greatly with distance and off-axis angle. This variation is reduced in full range electrostatic speakers by dividing up the frequency range and feeding the components into separate sections.

To illustrate the above points the frequency response has been plotted at 10cm from the diaphragm in Fig. 3(d).

In headphones the condition that $x \ll r$ is easily satisfied and the wavefront should be nearly plane at all frequencies so that small changes of position or distance make little difference to the sound pressure. For reproducibility of psychoacoustic thresholds this represents a distinct advantage over conventional phones.

The square wave response is shown in Fig. 5 for the same microphone placement as Fig. 3 at 150Hz and 1.5kHz. This shows the

Fig. 5. Square wave response at 150Hz and 1.5kHz for the two types of unit mentioned in the text.



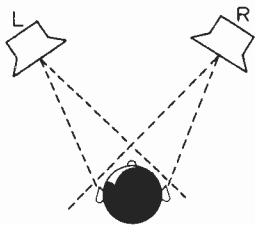


Fig. 6. (left). The effect of crossed soundpaths. Fig. 7 (right). Units put in parallel to simulate crossed soundpaths.



excellent phase characteristics of the units. The "ring" at 25kHz indicates the internal resonance referred to above and is also apparent in the frequency response curves. Obviously at this frequency, so far outside the audible range, it is of no consequence.

Harmonic distortion was measured at a number of frequencies at a sound power level of 80dB. The second harmonic ranged from about 0.5% at low frequencies (50–200Hz) down to about 0.2% at higher frequencies. Third and higher harmonics were less than 0.1% at all frequencies.

Different methods of assessing the transmissive and reflective properties of the units did not lead to consistent results. The reflection coefficient may be about 0.1 up to 1kHz rising to about 0.5 at 6kHz and perhaps falling above this.

With a probe microphone situated at the entrance to the ear canal it appears that the difference in response between using the electrostatic earphone and a source of sound at some distance, in a comparable direction, can be represented by a series of peaks and dips of 2–3dB in the region of 2kHz upwards. Although these are less than the fluctuations in response produced by the external ear itself (which in turn are dependent upon

The author wearing the headphones.



the direction from which the sound arrives) it should not necessarily be assumed that they can be neglected.

Subjective impressions

Several types of signals have been demonstrated to a number of observers including "hi-fi" enthusiasts, but not professional listeners. All were most favourably impressed by the smoothness and lack of coloration of white noise, the dead sound of clicks, and the naturalness and sense of presence of stereophonic music. They were unanimous in preferring this to any system of reproduction heard previously.

Distortion and other shortcomings in the signal source are of course also heard with greater clarity. Part of the increase in clarity is no doubt due to the absence of room reverberations.

Spatial effects

As the intention of the design was to simulate sound sources at a distance, the spatial effects are of particular interest. Although these effects cannot really be called natural they are far from disappointing.

Sounds appeared to be coming from many different distances as well as many directions, including, surprisingly, some above and below the horizon. Regrettably, however, a few sounds still persisted within the head or in close proximity to the ears. It was thought possible that part of this exaggerated impression could be due to the absence of the crossed soundpaths shown in Fig. 6.

A simulation of these was made by introducing two further units R' and L' connected in parallel with R and L respectively (Fig. 7). This did not effect any improvement, and it must be noted that these "crossed" paths would be deficient in low frequency components because of the distance of the units from the ears—see Fig. 4(d).

Furthermore, it must also be noted that the wavefront produced by a unit represents a single direction of sound only and will be inappropriate for other directions.

This limitation is shared by loudspeaker stereophony in which the illusion of sounds arriving from between the loudspeakers can be dispelled by rotating the head.

The great improvement in the externalization and spatial representation of sounds compared with conventional headphones, however, indicates that it is better to have

directional information which is sometimes inappropriate than none at all.

Further experiments using the larger perforated zinc units fixed in space to allow small head movements were also disappointing. It does not appear that motion parallax alone is the final requirement for realism.

Conclusions

The units described obviate some of the difficulties inherent in normal headphones for psychoacoustic work: variations of sound pressure with position on the ears and with efficiency of seal; poor response at low and high frequencies; and poor phase response.

On the debit side electrostatic headphones provide no sound isolation, and methods of overcoming this limitation tend to degrade the performance.

For music reproduction they provide greater fidelity than either conventional headphones or loudspeaker systems. They share with conventional headphones the absence of room reverberations but surpass them for spatial realism. They fall short of loudspeakers in providing spatial realism but provide greater clarity and separation.

Thanks are due to Mr. J. R. Ruscoe for constructing the units.

REFERENCES

- Hunt, F. V., *Electroacoustics*, Harvard University Press, 1954.
- Walker, P. J., Wide range electrostatic loudspeakers, *Wireless World*, May, June and August, 1955.

Our Next Issue

Speech Recognition. Part 1 of a two-part article on the automatic recognition of spoken English will investigate the elements of speech that can be differentiated most simply by a machine. These are called phonemes, and are not identical with syllables.

Digital Exposure Timer. A timer designed by a photographer for photographers, and built on digital elements, will be described with full details—theoretical and practical. The design meets the timing accuracy and range required in colour photography, whilst the components are cheap and readily available.

Circuit Ideas. We will be starting a new regular feature—selections of original circuit ideas submitted by readers. These circuits were sent to us in response to the open invitation headed "Circuit Ideas" which appeared in the June and July issues of *Wireless World*. The request was (and still is) for functional 'bricks' which have proved useful to somebody at some time. Performance, originality of realization and economy of components are the most important criteria in selection. Five guineas will be paid for each circuit published.

News of the Month

Pay-TV company to disband


The boards of the Associated British Picture Corporation, British Home Entertainment Ltd and British Relay, all partners in Pay-TV Ltd, have unanimously decided that Pay-TV should cease to exist as an active company and should be run down as quickly as possible. This follows the Government's decision that the number of subscribers to Pay-TV should be limited to 150,000 and that the situation was to be reviewed again in 1976.

Subscription television began in the UK in 1963 and a pilot scheme was started in 1965 under a three-year licence. The directors of Pay-TV are convinced that coin-in-the-slot television experiment has proved to be successful and are willing to back their conviction with large sums of money if it were not for "impossible restrictions imposed by the Government".

Pay-TV have already invested about £1M in the service which was confined to areas in London and Sheffield. To keep it running until 1976 would cost them another £3M. With only 150,000 subscribers there would be no chance of recouping their investment and if in 1976 the Government decided to close them down they would be four times worse off than they are at present.

The Government decision was originally

A GEC-AEI test engineer setting up the i.f. amplifier of a 6GHz transmitter-receiver using the microwave link analyser designed by Hewlett Packard. The G.P.O. has just placed a substantial order for this equipment for use by the Network Planning and Programming Department.



conveyed to the company on July 31st, 1968. Pay-TV Ltd replied, saying that the limit placed on the number of subscribers would make it impossible for them to continue to function. Pay-TV Ltd received no reply and the next thing that happened was the October 25th announcement in the House of Commons which stated that the Pay-TV experiment was to be terminated.

Later, at a meeting with the directors of Pay-TV, the Postmaster-General again reversed his decision and agreed that Pay-TV could continue. However, the unacceptable upper limit of 150,000 subscribers was insisted upon and as a result Pay-TV Ltd will now exist in name only in the hope that one day the Government will relax the restrictions.

Pay-TV Ltd have said that if the upper limit was raised to 450,000 subscribers the operation would become viable.

It could be argued that the number of subscribers required to enable the service to continue represents only a tiny percentage of the total viewing population and if these people want a coin-in-the-slot television service why shouldn't they be allowed to have it?

S.R.C. annual report

In its third annual report, out last month, the Science Research Council revealed that for the year ended last March £38M of the Council's funds was devoted to basic research. Presenting the report, the chairman of S.R.C., Professor Brian Flowers, stated that almost all this money had gone into universities, either directly or indirectly. The report complains that fewer resources are available than are needed to carry out all the programmes which are desirable on "scientific grounds", and a system of priorities has been established. Most of the Council funds for the next few years will continue to be devoted to basic research; astronomy being given high priority at the expense of nuclear physics, but S.R.C. laboratories and university departments will be encouraged to look for applications resulting from basic research. Support will be given on a selective basis to particular fields of scientific and technological importance. The number of academic and professional staff supported through research grants will be restricted in the hope of attracting trained manpower into industry or teaching. Substantial support for postgraduate training of scientists will

continue, with emphasis on training for industry. The falling proportion of the Council's resources to be spent in the nuclear physics field will be put towards participation in the 300GeV accelerator or a similar international project. Despite the Government's decision not to participate in the proposed 300GeV European accelerator laboratory, the Council reaffirms its policy of recommending that U.K. participation in this or a like project will be essential to secure the long term future of elementary particle research in Britain, and the Council will continue to press for a reversal of the decision. Progress is being maintained in both optical and radio astronomy, and plans are prepared for work to be undertaken in the region between these two, infrared astronomy. Most of the radiation from the galaxies occurs at infrared frequencies and it has been agreed to devote increased effort to this field following recent interesting discoveries in America. In engineering research, the report gives examples of progress in the application of computers to engineering in various fields. Report of the Science Research Council for the year 1967-68 is available from H.M.S.O., price 7s 6d.


Radio Love

A group of people intend to set up in London their own independent radio service, to be known as Radio Love. To avoid coming under the jurisdiction of the current Post Office licensing regulations (which cover frequencies up to 3,000GHz) they intend to use a laser beam as the means of carrying information. The idea is to use a gallium arsenide laser with a beam, shaped by a reflector, in the form of a horizontal disc inclined towards the horizon from a height of about 200ft. The laser will be modulated with an r.f. sub-carrier carrying the audible information. The receivers will be conventional with the addition of a photocell, housed in a small reflector, that will feed directly into the aerial circuits of the receiver. A representative of Radio Love told us that it is their intention to house the transmitter on top of a tall building in London and to have similar repeater stations to cover shadow areas. The service is planned to start next year, Post Office permitting, covering a radius of three or four miles from Charing Cross.

COMSAT earth station

An earth station with a 97-ft diameter rotatable paraboloid was brought into operation in September by the Communication Satellite Corporation. The station, which is situated in a mountain valley 50 miles south of Morgantown, West Virginia, is one of four identical stations being built by Philco-Ford under a \$7.6M contract from COMSAT. The other three stations are at Cayey, Puerto Rico; Jamesburg, California; and Paumalu, Hawaii.

The stations which transmit in the 6-GHz band and receive at 4GHz for operating through the Intelsat satellite network, can work orbiting satellites from 5,000 miles to a synchronous altitude of 22,300 statute miles. Up to 5,000 channels in each direction can be handled simultaneously—television



The 470-ton earth station built by Philco-Ford in West Virginia to operate within the Intelsat network.

signals occupy ten channels and telephone and telegraph signals use one channel only. The station is built in a valley to minimize interference from other electromagnetic signals.

One of the first tasks carried out by the station was the transmission of the Apollo splash down pictures, however that is another story which follows.

Satellite terminal designed and built in 16 days

A time limit of 16 days was set for the General Electric Company of America to develop and build a portable satellite terminal capable of transmitting colour television signals for Western Union International Incorporated. The terminal was to be installed on the aircraft carrier *Essex* so that live colour television signals of the Apollo 7 splash-down could be transmitted. The equipment, which was produced on schedule, consisted of a 6-kW television transmitter, video processing equipment, power supplies, two-way audio transmission equipment, a 5m diameter folding paraboloid aerial with associated gyro control and automatic tracking equipment.

The signals from the portable station were transmitted via ATS-3 to the West Virginia station and from there to the TV network pool in New York for distribution to all parts of the world.

Radio communications in tunnels

The use of a tunnel as a sort of waveguide so that reliable communication can be established with moving vehicles in tunnels is being investigated by Bell Telephone Laboratories of America. The problems associated with using v.h.f. communications in tunnels are well known—low signal strength, dead spots, etc. It has been found that by placing a microwave transmitter near the entrance to

the tunnel and directing the energy into the mouth of the tunnel good communications can be established with moving vehicles even if the tunnel is a winding one. This is because the microwave energy is not absorbed by the tunnel walls, instead, the walls themselves act as very good reflectors which guide the waves, by reflection, down the length of the tunnel. Only at the open ends of the tunnel does the signal strength fall off as the waves spread out into space.

Tests were made in a tunnel at 11.2GHz. A vehicle equipped with receiving and measuring equipment drove down the tunnel and the following facts were obtained. At 2,000ft from the transmitter signals had dropped only a few dB as against the more than 30dB/1,000ft associated with v.h.f. equipment. In fact for most of the length of the tunnel the received signal was 6dB higher than if the vehicles were the same distance apart in free space! Tests were made over a wide frequency range, from 153MHz to 11.215GHz. For any given distance between the transmitter and receiver the higher the frequency the better the reception. To date, however, no theory exists that will explain the inter-relationship between distance, frequency and loss rate.

T.A.C. report

The case for retaining the existing 405-line television services radiated in the v.h.f. band for at least seven years after the start of their duplication on 625 lines in the u.h.f. bands is set out by the Television Advisory Committee in its 1967 report. In concluding its recommendations on the eventual role to be played by the v.h.f. bands in the general pattern of frequency allocations, the report states that the ultimate objective of six services of national coverage (two on v.h.f. and four on u.h.f.) will be jeopardized unless additional channels for broadcasting can be made available above 216MHz in Band III and above 854MHz in Band V. The committee recommends that the possibility of securing additional channels be re-examined. Report of the Television Advisory Committee 1967 is a record of the background of the study of methods and timing of changing the definition standard (405 to 625 lines), which the Government accepted in February of that year. It is obtainable from H.M.S.O., price 2s 6d.

Computer-aided design centre

The latest development in the establishment of a Centre for Computer-Aided Design at Cambridge by the Ministry of Technology is that negotiations are taking place with International Computers Ltd with a view to placing a contract for managing and running the Centre under Ministry of Technology direction. The contract will also enable I.C.L. to appoint consultancy staff who will be available to assist users of the system. I.C.L. supplied the Atlas 2 computer on which the Centre is based and already has teams on site concerned with commissioning and maintaining the computer.

The Centre is expected to be able to start work on Computer-Aided Design projects approved by the Ministry about mid-1969.

The Centre will provide multi-access facilities working largely through the medium of teleprinters but using displays and other devices in some instances. It is intended that at the outset a good deal of the work will probably use the multi-access facilities on site.

The Ministry's plans to set up the centre were first announced in July, 1967. It is expected that about £2½ million will be required to cover the initial costs and running expenses for the first five years of operation.


B.A.C. to build two Intelsat IV satellites

The British Aircraft Corporation, as leading sub-contractors to Hughes Aircraft Corporation of America, will assemble two Intelsat IV satellites in the U.K. with the assistance of Compagnie Française Thomson-Houston of France and AEG Telefunken of Germany. In addition B.A.C. and the French and German companies will manufacture a good deal of the sub-system hardware for three of the space-craft.

The first satellite in the Intelsat IV series is planned to be launched in 1970. B.A.C. already have much experience in the technological and scientific satellite field. However, this will be the first task involving communications satellites.

Satellite-tracking laser

An experimental laser system for high precision tracking of artificial satellites has been developed by Hitachi Ltd, with subsidies from the Ministry of International Trade and Industry, Japan. Based on a ruby laser, the experimental tracking system is claimed to be ten times more accurate than conventional radio tracking devices. The artificial satellite is first sighted through a small telescope; the laser is then aimed at the satellite through a second more powerful telescope. A special reflector on the satellite bounces the laser beam back to the tracking system's receiver, which comprises a light collector and photo-multiplier. Very short pulses with peak power of 5 megawatts at an average repetition of one per second for a duration of six minutes are emitted by the ruby laser, providing pulse characteristics which allow highly accurate tracking. In its present de-



sign, the laser system can track satellites in orbit at 300-2,000 km altitudes and it will be put to work within the next six months to track a number of satellites fitted with a laser reflector.

“Nobel” Prize for British Engineers

An annual presentation to be known as the “MacRobert Award”, of £25,000 and a gold medal, is to be made to an individual, or team of up to five people, who contribute the most outstanding innovation in the fields of engineering or other physical technologies or in the application of physical sciences. This is a major award, from trusts formed by the late Lady MacRobert, which is intended to provide a balance in the U.K. with the renowned Nobel prizes for contributions to science. The MacRobert trustees intend that their funds should be used to enhance the national prestige and prosperity of Great Britain and entries for the prize will be confined to ideas which originate and grow in this country. Administration of the award will be handled by the Council of Engineering Institutions. When announcing the award scheme at a recent press conference, Sir Leonard Drucquer, chairman of C.E.I., said the award would not be made for an innovation purely on its commercial success but also on its benefit to mankind coupled with the effectiveness with which development problems had been overcome. In selecting prizewinners, MacRobert Trusts will be advised by a committee comprising a chairman and nine members. In the chair will be Lord Hinton of Bankside, and his committee will be made up of three members nominated by the Royal Society and the remaining six nominated by the C.E.I. Applications should be submitted to the Council in the period January to April inclusive each year and will be accepted from firms, organizations, laboratories or individuals. Presenta-

Our contributor of “World of Amateur Radio”, besides being a radio amateur with the call sign G6CL, is Alderman John Clarricoats, O.B.E., J.P., Mayor of the London Borough of Enfield. He is seen here in both roles taking an active part in the “Jamboree on the Air 1968” at the Edmonton Venture Scouts’ amateur station.



tion of awards will take place at the end of each year. Full details can be obtained from the MacRobert Award Office, Council of Engineering Institutions, 2 Little Smith Street, London, S.W.1.

Optical pumping now a Westinghouse patent

A patent that affects all concerned with any type of optically pumped laser was issued on September 24th to the American Westinghouse Electric Corporation by the United States Patent Office. The patent recognizes the fact that optical pumping, which is basic to lasers, was invented by Dr. Irwin Wieder at the Westinghouse Research Laboratories in the late 1950s.

Fact finding tour

Earth stations, either completed or under construction, in Hawaii, Japan, Thailand, Australia and Italy will be visited over a period of about six-weeks by B. A. Lower director of experiments at Goonhilly. The object of the tour is to secure for the Post Office up-to-date technical knowledge about the way other countries are meeting the problems of earth station design, construction and operation.

Electronic surveillance aid

A compact television camera, equipped like a rifle with a telescopic sight and a stock is being tested, as part of a helicopter air surveillance system, by Marconi in co-operation with the British Army. In a recent trial, signals were successfully transmitted from the aircraft to a ground station. Results suggest that the camera, equipped with a zoom lens, provides a magnified bird's-eye view of operations on the ground, making information instantaneously available at a forward command post while a reconnaissance mission is being carried out. Using

microwave radio link equipment, signals over distances of several miles were displayed on a monitor at the base, where clear steady pictures were obtained. Work is being carried out on a camera and associated equipment for night viewing, which would further extend the usefulness of the system for tactical surveillance purposes.

More on Explorer 38

Following our announcements in the two previous months concerning this satellite we have heard from the National Aeronautics and Space Administration that the aerial have now been extended to their full length. The satellite is now five times larger than an object placed in orbit and measures 1,500ft in diameter.

The satellite is being used to monitor low frequency signals from space and the earth.

New Crystal Palace aerial

As part of the expansion of television transmissions in the London area, a new u.h.f. transmitting aerial was brought into service in August, on the B.B.C.'s 645ft tower at Crystal Palace. At present radiating BBC-2 programmes, the new aerial, supplied by E.M.I. Electronics, will later transmit the duplicated BBC-1 programme in the u.h.f. band. A similar aerial currently being installed on the same tower is for I.T.A. programmes duplicated in the u.h.f. band which will be brought into service concurrently with the start of the BBC-1 duplicated service. The aerials are mounted co-linearly on a 63ft extension to the tower and are enclosed in a 5ft-diameter reinforced plastics cylinder. Each aerial will be able to radiate two programmes with maximum e.r.p.s approaching 1000kW.

Valve and semiconductor sales

The British Radio Valve Manufacturers' Association and the Electronic Valve & Semiconductor Manufacturers' Association have announced the following total sterling value of their members' sales in the second quarter of 1968:

Valves and tubes £15.3M.
Semiconductors £10.4M.

R.A.F. reorganization

On January 1st R.A.F. Signals Command will be renamed 90 (Signals) Group and will join Bomber and Fighter Commands as part of the new Strike Command. The responsibilities of 90 Group will be the same as those for Signals Command, the change being purely administrative.

“Codes and Code Converters”

We regret it has been necessary to delay the publication of Part 2 of “Codes and Code Converters” by N. M. Morris.

Tailpiece. Sales talks thinly disguised as technical consortia have been called “Tech-sortium” by the vice-president of Hughes Aircraft speaking at the E.I.A. autumn conference in America.

Direct Broadcasting from Satellites

A single satellite in geo-stationary orbit could replace the 44 television stations and numerous booster stations now in use in this country. This became clear at a recent I.E.E. colloquium called "Direct Broadcasting from Satellites" held in London. In such a system, which, we suggest, could be called DOMSAT, signals would be received and processed directly by a domestic television receiver and aerial installation instead of by an earth station for distribution as is the current practice.

The choice of frequency and modulation method used in such a system will be influenced by the need to keep the equipment at the receiving end as simple and as cheap as possible and at the same time not to place too many stringent requirements on the satellite.

Ideally, the satellite would transmit at u.h.f. using amplitude modulation and provide a signal strength equal to that of existing television transmitters. At u.h.f., and v.h.f., propagation conditions are practically as in "free space" and attenuation is negligible. However, if either horizontal or vertical polarization is used, a complication arises in that in passing through the ionosphere the plane of polarization is twisted due to Faraday effect. So it would appear that circular polarization would be the sensible choice. It has been established that to provide full television coverage, as far as the U.K. is concerned, a beamwidth of 1° is required. A u.h.f. system would require a space-borne aerial with a diameter of about 30m, which is not beyond the bounds of possibility, and a transmitter power of 25kW which would be very difficult, if not impossible, at the current state of the art. Another severe problem with u.h.f., as pointed out by T. Kilvington of the Post Office, is that the area of possible co-channel interference would reach to about half way down Africa.

Most speakers plumped for the 11.7 to 12.7GHz band allocated internationally to broadcasting as being the best solution as far as the satellite was concerned. At these frequencies the dish diameter is reduced to about 1m. To provide good-quality television signals about 60kW of transmitter power is required if amplitude modulation is employed and only 250W if frequency modulation is used. Although the latter system is not so economical as far as bandwidth is concerned, 25MHz as against 5MHz for a.m., problems of satellite power supply and heat dissipation from the transmitter output stages are not so severe. Most of the figures

given here were presented in a paper by G. J. Phillips of the B.B.C.

G. K. C. Pardoe of Hawker-Siddeley Dynamics speaking on the subject of space-craft design did not think that aerial size was a limitation and that very large aerials could be "grown" in space. His paper was intended to spread confidence amongst electronic engineers and stated that once it was known what was required of the satellite and what it had to carry it could almost certainly be done. On doubts expressed by some speakers regarding the satellite's ability to maintain the required pointing accuracy, 0.1° was mentioned, he said that space-craft with pointing accuracies of 1 second of arc had been designed for astronomical use. He urged electronics engineers to produce something concrete as soon as possible so that, as he put it, "space-craft designers would not be reading from another country's script".

Two papers dealing with satellite power supplies were given. A system based on very thin (125μ) silicon solar cells mounted on polyimide film with a power/weight ratio of about 50W/kg was described by F. C. Treble and R. L. Crabb of R.A.E. The solar cells, during satellite launch, are stacked in a container concertina fashion. They are extended by a telescopic tube containing a gas cylinder which is operated pyrotechnically.

A satellite in a geo-stationary orbit positioned to serve the U.K. would, during certain times of the year, be in eclipse for periods of about 70 minutes around midnight. A continuous television service would require, if solar cells were the source of prime power, some form of power storage system which would be heavy and would incur high launch costs.

A brief review of the principles of thermoelectric and thermionic converters used with solar, radio-isotope and nuclear reactor heat sources was given by J. Myatt of A.E.R.E. Using these methods power/weight ratios of between 24 and 52kg/kW could be achieved. The solar heat source method would require a parabolic reflector that was continuously pointed at the sun and during periods of eclipse and energy could be stored in the form of heat. Safety problems in the event of an abortive launch could provide serious problems with the radioactive heat sources.

If the system is put into operation domestic television receiver designers will be asked

to provide a unit that will enable standard television receivers to use the satellite's signals. As the present vision signal is amplitude modulated at u.h.f. and as the satellite's signals will probably be at s.h.f. with frequency modulation the problems are not going to be small.

R. N. Jackson read a paper prepared by himself and P. L. Mothersole and S. J. Robinson (all of Mullard) that pointed out the obvious places for injection of the signal into a television receiver. These were the aerial socket, the i.f. amplifier input and the video amplifier input. These, in turn, require an amplitude modulated u.h.f. signal, an a.m. intermediate frequency at 35MHz, and a video signal. A dish aerial of 1m diameter was thought to be the best for the job with a microwave converter at the aerial. The converter, which would eliminate the need for a waveguide feed to the television receiver, would probably consist of a hot-carrier diode mixer and a Gunn-effect oscillator. In the paper, it was said that either a wide-band fixed-tuned or a tuneable converter could be used. If the fixed-tuned approach was made and the converter output was fed directly into the receiver's aerial socket the oscillator would have to be accurate to within $\pm 100\text{Hz}$ (at microwave frequencies) and the system would possibly be subject to interference from ground stations. Tuning would be carried out at u.h.f. With the tuneable converter, problems and expense would be incurred in remotely tuning the converter at the aerial. With either of the systems it was stated that two mixers would be required to produce an output at i.f. to avoid second channel interference.


It was suggested that the satellite signal could include a pilot to lock the mixer oscillator to provide the necessary frequency stability. However, such a pilot would fall at the vision carrier frequency of the fourth or fifth channel away from the required one.

J. P. Penney of Radio Rentals proposed that the composite signal could consist of a 12GHz carrier frequency modulated by a 35MHz amplitude modulated video carrier. Such a signal would be down-converted at the aerial to about 100MHz so that it could be fed via coaxial cable to an amplifier and discriminator. The output of the discriminator would be in standard form and could be fed straight into a television i.f. strip.

There are numerous problems to be solved if direct broadcasting from a satellite is to be achieved. How can a parabolic aerial, microwave converter and associated electronics be supplied at a cost acceptable to the general public (£60 was mentioned)? On top of this there is the cost of modifying existing television receivers and the cost of maintaining aerial-mounted electronics. The latter problem is alleviated to some extent by the fact that the aerial can be mounted adjacent to a window and need not be on a rooftop. The aerial problem may be solved by a sandwich wire planar array that was described by R. Graham of Elliott Automation if it could be economically manufactured.

The system may be ideal in newly developing countries starting a television service from scratch but not in the U.K. for many years.

Sound and Vision in the Queen Elizabeth 2



Passengers in Cunard's latest transatlantic liner will be served by a six-channel audio system which is part of a comprehensive sound complex embracing entertainment, emergency calls, crew orders and alarms. It is the first time that all these services have been combined with a ship's broadcasting system and the control equipment was specially developed and installed by Tannoy Marine Ltd. The connection of over 1,800 remote loudspeakers to the system and a total available audio power of 4.25kW gives some idea of the scale of the operation.

Audio Equipment

The main control console and distribution equipment are housed in a single operations centre but there are also subsidiary systems for turbine control, machinery control, restaurant service and the ship's theatre. Priority criteria determine when the subsidiary systems are connected into the main complex for emergency calls. The amplifiers are built up to the required output with

combinations of two basic modules; one having 60W output and the other 200W output. These two standards of output power were chosen as being conveniently related to the different loudspeaker loads. In their construction, silicon transistors are used throughout.

The six-channel cabin entertainment provides for, (1) background music, (2) performance music, (3) an hourly four-language news service and (4, 5 and 6) a selection of either "off air" radio programmes or control room originated material. It is possible for the passenger purser to break into all cabin and public room loudspeakers to make an announcement and, similarly, the crew purser can interrupt crew and officers programmes. Emergency calls from the bridge can override all programmes.


In the photograph of the equipment bank, two tape recorders can be seen just above the control desk, and at the top are just discernible, two f.m. tuners and two a.m. tuners. The left-hand tape recorder plays a continuous recorded tape which has a 23-hour capacity (not 24-hour, to avoid the

same music being played at the same time each day) for service (1). The right-hand recorder is used to provide the 15-minute news service every hour in four languages, the translated recordings being made on the spot. The nightclubs have separate discotheque equipment and the theatre its own p.a. system from which the audio can be taken for relaying over the ship's broadcast network.

A final requirement of the system is the provision of "at anchor" fog warning signals. These comprise an electronic gong at the stern and an electronic bell at the bows sounded through Tannoy high-power units (recordings of the bell and gong installed in the original *Queen Elizabeth*).

The only equipment which operates entirely independently from the general sound reinforcement equipment is the induction loop radio interpretation system which is installed in the theatre and which gives a choice of several languages plus one floor language. Again, the circuitry is solid-state and stand-by modules are incorporated in the equipment. All of the systems operate from 240V 60Hz a.c. and in the event of an a.c. failure the emergency call circuits of the system are switched automatically to an independent 50V d.c. stand-by supply which will give 36 hours continuous operation. The main equipment is housed in the 12 metal racks shown in the photograph, installed in the air-conditioned control room.

Audio control desk and equipment racks



Television System


Provision of television entertainment equipment is being handled by Marconi Marine Ltd. It comprises basically two multi-standard master television receivers feeding over 1,000 terminal units in cabins and public rooms. Although similar in layout to a conventional land-based relay system it differs in one important respect; the parameters of the received signal will vary according to the ship's sailing schedule as she moves out of range of one country's transmitters and into range of the next. Six vision programmes can be provided and these are likely to be picked up from transmissions in any of the television broadcast bands, I, III, IV and V, either vertically or horizontally polarized and on any of the known system standards, except the 405-line.

Starting therefore with the aerials, these

are a cross-polarized type designed by Marconi and built by J Beam Aerials. A separate aerial for each band is mounted on a common mast which is rotatable, the rotation being controlled by an operator in the main control room (the same room that houses the Tannoy audio system). Also mounted on the mast is a Band II aerial for part of the radio services. Television signals from the aerial cluster are applied to the Marconi master TV receivers which are adjusted locally to suit the signal parameters e.g. 625-50Hz or 525-60Hz, positive- or negative-going video, a.m. or f.m. sound and appropriate intercarrier spacing. No provision is made for 405-line reception since programmes using this mode of transmission in the U.K. will shortly be duplicated on 625 lines.

Vision output from the master receivers is 1V positive-going and the sound output is at audio frequency. The sound and vision signals are extracted in these forms so that they can be suitably processed for feeding over a Rediffusion h.f. wired relay system which is the system employed for distribution to the remote viewing units. The vision signal is remodulated on to a 5.5-MHz carrier and distributed to the viewing units via individual pairs. The accompanying sound channel is carried on the same cable at audio frequency.

The vision signal retains its original line standard when it is routed to the terminal units and at first it is surprising to learn that the terminal units are not switchable from one line/field standard to the other. They are Rediffusion terminal units designed ostensibly to operate on the 625-line 50-Hz field standard but they are also expected to work on 525 lines at 60-Hz field frequency without adjustment by the viewers. Any distortion of the picture geometry when the standard changes, because of the effect of the increased field scanning speed on the current through the field deflection coils,



Lincompex r/t transmit and receive terminals

G.E.C. type RC/410/R. h.f. synthesized communications receiver.



is put right by electronic adjustment of the picture height by automatic correction circuitry. Channel selection on the terminal units, which are supplied to Marconi Marine on sub-contract by Rediffusion, is by a rotary switch. As well as "off air" programmes, a telecine machine with two projectors in the control room allows films to be shown without a break. Also a small television studio enables "live" interviews or similar programmes to be distributed. It is expected that about seven colour receivers will be ordered by the shipping line for use in public rooms and these will have to be dual-standard-N.T.S.C./PAL receivers.

Marconi Marine are also responsible for serving the cabins with a.m. radio signals from 150kHz to 30MHz and v.h.f./f.m. signals, for passengers who may wish to use their personal radio receivers. The a.m. signals are received on a whip aerial and the f.m. signals from the Band II aerial on the television aerial mast. They are distributed through the company's "Pantenna" system and are also fed to the Tannoy system's a.m. and f.m. tuners to provide its "off air" programmes. On the ship's operational side, electronic aids supplied by Marconi's include a recording echo sounder and visual depth meter, a weather facsimile receiver and chart recorder, an automatic direction finder and two lifeboat transceivers.

R/T Communication

Ship-to-shore radiotelephony communication services employed by the *QE2* include the new link compression and expansion techniques (Lincompex) evolved by the G.P.O. The GEC-AEI Lincompex II incorporates these techniques and is used in *QE2* in conjunction with GEC type RC/410/R synthesized receivers and International Marine Radio Company's transmitters.

In this system 300Hz of the audio pass-band accommodates a control signal. Voice signals to be sent are compressed and the 300Hz-wide control signal is impressed with the compression details. At the receiving end the control signal determines the amount of expansion to be applied to the voice signals to restore them to their original form. This process allows full use to be made of the transmitting power and a consequent improvement in the signal/noise ratio. The GEC RC/410/R receiver, which was described in *Wireless World* for February 1968, page 712, covers 2-30MHz and features a built-in frequency synthesizer. Signal frequency is displayed digitally, the display being locked to the frequency synthesizer. A single knob allows the receiver to be tuned in 1kHz or 100Hz steps and frequency stability is said to be 5Hz at 30MHz.


I.M.R.C. has supplied four long-distance communication transmitters, which are stated to be "self-tuning". In reality, the transmitter exciters and remote tuning for the power amplifiers are located in the radio room while the power amplifiers are sited near the funnel, which carries the transmitting aerials. Selection of frequency is carried out on low power using two rotary switches and, on switching to high power, the power

amplifiers are brought into tune by a servo-driven system.

Three of the transmitters, type ST1430A, cover the range 1.5-25MHz and have a peak envelope power output of 1kW. The fourth, type ST1400, covers 405-525 kHz, 1.6-3.8MHz and from 4 to 25MHz in seven bands, and has a 1500-W p.e.p. output. Two v.h.f. transmitter/receivers by I.M.R.C., installed on the bridge, will be used for communication with the ship's launches, when in use, and for communication with tugs, harbour masters and other services, when entering and leaving port.

A modern contribution to the liner's communication efficiency makes use of expertise gained in the rival aircraft industry. The h.f. and v.h.f. aerials employed for ship-to-shore communication were supplied by the British Aircraft Corporation and were originally developed as notch aerials for use on high-speed aircraft. Although the aerials fitted to the *QE2* cannot be accurately described as

Notch aerials mounted on the mast of R.M.S. Carmania.



notch aerials they are the products of a novel application of the notch principle and their small size (dimensions of the h.f. version are 150 x 46 x 76cm) enables four transmitter h.f. aerials to be mounted on the funnel structure and one receiving aerial on the wheelhouse adjacent to the radio room. Two v.h.f. notch aerials on the mast are for radio links between the bridge and the ship's launches and tugs. Notch aerials replace the conventional wire aerials with their attendant disadvantages, including fading due to screening and icing-up, when slung on the ship's superstructure, and damage from gale-force winds.

In our photograph of notch aerials on the mast of *R.M.S. Carmania*, which was used as a test bed for the *QE2* equipment, the aerial mounted on the after side of the crow's nest is an h.f. type and the two aerials fixed fore and aft the mast above the crow's nest are v.h.f. type. V.h.f. notch aerials are normally mounted in pairs on opposite sides of the mast to provide 360° coverage and are coupled by an associated phase feeder system.

Personalities

C. D. Hannaford, B.Sc., Ph.D., aged 32, recently joined Ferranti Ltd, Dundee, as head of the Ferrite Group. For six years before joining Ferranti Dr. Hannaford was a lecturer in the Department of Electrical and Electronic Engineering at Leeds University. A specialist in electromagnetic wave propagation, Dr. Hannaford took his degrees in electrical engineering at Leeds University after five years in the Royal Air Force Radar Branch.

The Saarland Government has conferred on **Dr. Walter Bruch**, the inventor of the PAL colour television system, the title of Professor "in recognition of his outstanding scientific merits". The honour was conferred on him at the recent annual conference of the Fernseh-Technische Gesellschaft e.V. (the German Television Society). Professor Bruch, who is 60 and is head of television basic development of AEG-Telefunken, received the Geoffrey Parr award of the Royal Television Society in London in 1967.

Peter Godfrey has been appointed director of automation by Standard Telephones and Cables Ltd. He joins S.T.C. from Plessey where he was manager of the Systems Application Division. Before that he held a number of senior research and engineering positions within Plessey. Mr. Godfrey replaces **John Hill** who has held the post for the past three

P. Godfrey



years and has left to take up an appointment in the United States.

Alan C. Palmer has joined the board of the Aircraft Supplies Group of Companies, Bournemouth. Mr. Palmer joins the Group following fifteen years with the Sperry Gyroscope Division, Sperry Rand Ltd. where he was assistant sales manager of the Aero Systems Group. He spent three and a half years at the Woomera Rocket range in Australia in charge of missile firing teams for Sperry, and also spent three years at the Royal Aircraft Establishment, Farnborough, on the development of specialized instrumentation. Aircraft Supplies specialize in the overhaul and supply of flight instruments and also manufacture the MIDAS aircraft accident data recorder.

Philip L. Stride, F.I.E.E., has been appointed director and general manager of Ekco Electronics Ltd. He joined Ekco in 1948 and later became manager of the Malmesbury Division. Since 1960 he has been manager of the Aviation Division at Southend where he is succeeded by **V. J. Cox**, M.B.E., who has been deputy to Mr. Stride for some time.

D. R. Bell has been appointed chief engineer of Alma Components Ltd., of Diss, Norfolk, and its subsidiary companies. He was previously with Painton & Co. Ltd, and is chairman of the Technical Committee of the Radio & Electronic Component Manufacturers' Federation.

Robert Taylor has joined Transatron Electronic Ltd, of Maidenhead, as senior product marketing engineer. After studying at the Northern Polytechnic, London, Mr. Taylor was a graduate apprentice with Pye Ltd and held various positions in the technical publications, sales promotion and technical sales departments. He was latterly with Texas Instruments as a product marketing engineer.

The new manager of the Data Systems Division of Standard Telephones & Cables is **D. R. W. Thomas**, M.B.E., M.I.E.E. After service

in the Royal Corps of Signals Mr. Thomas was a general staff officer in the Ministry of Defence. He joined S.T.C. as chief engineer of the Data Systems Division just over a year ago. In his new position Mr. Thomas is responsible for the company's activities at Cockfosters, North London, which covers the supply of a "total systems" service in computer-based communications.

Three research scholarships have been awarded by the B.B.C. under a scheme "to provide the opportunity for selected honours graduates to work for a higher degree, the subject chosen for post-graduate study being within those fields of physics or engineering which have an application to sound or television broadcasting". **A. M. Chitnis**, who graduated in electrical engineering from the Imperial College of Science and Technology, University of London, in 1963, was subsequently awarded a three-year Science Research Council Scholarship to undertake research at the College, on "computer simulation of data reduction schemes for the transmission of pictures". He has been awarded a one-year B.B.C. Research Scholarship to enable him to complete his work. **M. J. Hawksford**, an electrical engineering graduate from the University of Aston, Birmingham, has been awarded a three-year B.B.C. Research Scholarship to undertake research in the Department of Electrical Engineering, at the University. His study will be on "delta modulation for television transmission". **G. B. Lockhart**, who graduated in electrical engineering from the University of Aberdeen in 1965 and in the following year was awarded an M.Sc. degree for his research into "the detection of signals in noise by the sequential estimation of channel conditions", has been awarded a one-year B.B.C. Research Scholarship to enable him to complete his Ph.D. studies. He is undertaking research at Imperial College, London, on the subject of "compatible single sideband modulation".

Brian J. Steel, who joined S.E. Laboratories four years ago, has been appointed sales manager of S.E. Laboratories (Engineering), of Feltham, Middx. Prior to joining the company Mr. Steel spent 14 years with British Aircraft Corp. where he was latterly engaged on the design and development of flight test instrumentation, notably for the BAC 1-11 and the VC 10.

J. P. R. West has joined Transatron Electronics Ltd, of Maidenhead, as European Marketing Manager. He will be responsible for co-ordinating the activities of the Transatron plant at Vernon, France, with those of the European engineering headquarters at Maidenhead. Mr. West was 11 years with Mullard, as a development engineer. For the past four years he has been engaged in semiconductor marketing in Europe, based in France.

The appointment of **J. Ford** a manager of the Service Department Cairo Mill, Oldham, Lancs, is announced by Ferranti Ltd. Mr Ford, aged 56, joined the company in 1926 as a junior in the Meter Department. He was later in the Radio Service Department before being appointed manager of the Instrument Service Department in 1939. Since 1949, he has been chief assistant to the manager of the Service Department.

Henry Davies, M.Eng., F.I.E.E., formerly head of the sound group in the B.B.C. Engineering Designs Department, has been appointed technical consultant to Mellotronics Ltd. He will be particularly concerned with the manufacture of the programme effects generator developed by the B.B.C. Mr. Davies joined the B.B.C. in the Research Department in 1935.

M. G. McBride, B.Sc.(Eng.), F.I.E.E., has been appointed chief engineer of Sangamo Weston Ltd. Mr. McBride, who is 55, joined the company's engineering department in 1937 after studying at the City & Guilds Engineering College, London. He left in 1950 to become chief engineer of the Record Electrical Company but in 1957 rejoined Sangamo Weston as contracts manager, Instruments Division.

Surrey Printed Circuits Ltd, announce the appointment of **Geoffrey A. Head** as production control manager of their Hounslow factory. Mr. Head was previously with Mullard Ltd, and G. A. Stanley Palmer Ltd.

OBITUARY

Alfred Bernard Howe, O.B.E., M.Sc., A.R.C.S., F.I.E.E., who died on 17 September while on holiday, was assistant head of the B.B.C.'s Research Department when he retired in 1960. He joined the British Broadcasting Company in 1924. He was one of the first to apply the principles of acoustics to the design of broadcasting studios, and became the first head of the acoustics section of the Research Department in 1929. In 1937 Howe transferred his interest to television, and was the Research Department representative at Alexandra Palace until the outbreak of war in 1939. He became the first Head of Television, Research Department, in 1946. From 1953 until his retirement he was assistant head of the Research Department. After retiring from the Corporation he joined the I.T.A. as a part-time assistant to the Chief Engineer and finally retired in 1966.

John Hopkins, for the past two years consultant to SGS-Fairchild for the audio market, died in mid September, aged 66. Prior to joining the company he had spent 21 years with Mullard after serving throughout the war in the Royal Air Force.

Microwave Semiconductor Devices

Experimental work on new solid-state generators for the GHz region revealed at MOGA 68 conference

Only a few years ago people were saying that the transistor would never displace the thermionic valve in applications which demanded the highest frequencies and the highest powers. Since then we have seen developments in the transistor, and in semiconductor technology in general, which have slowly but surely eroded the substance of that idea and may eventually disprove it altogether. Furthermore it has not been just a matter of unilateral development—either high power or high frequency. Although these two requirements are to a large extent mutually exclusive in semiconductor technology, we are nevertheless beginning to see the emergence of solid-state devices which can displace, for example, klystron tubes and medium-wave transmitter valves. A particular field of interest at the moment is millimetre-wave communications systems—the rest of the radiospectrum having been pretty well filled—and a number of organizations are exploring what can be achieved with semiconductor devices in transmitters and receivers at these frequencies. As in other fields, the main benefits to be obtained from using solid-state devices are small size, reliability, long life and low voltage power supplies.

Some of the latest advances in this field were revealed at the recent MOGA 68 conference in Hamburg (see also November 1968 issue, p.393). When the previous MOGA conference was reported on in this journal* the Gunn-effect diode seemed the most promising experimental solid-state device for generating frequencies in the GHz region. Since then it has come on to the market as a commercial product, but in the meantime it has been superseded in the laboratory by a new type of diode which is capable of operating at higher frequencies, and with higher power at any frequency, than all other solid-state devices. This is the "limited space-charge accumulation diode" or "l.s.a. diode" invented by J. A. Copeland of Bell Telephone Laboratories, U.S.A. Fig. 1 (a) shows the construction of the device, which, as can be seen from (b), is broadly similar to that of a Gunn-effect diode. The operating characteristic, however, is very different. The maximum frequency of Gunn diodes and other similar devices is limited by the transit time, which is the time taken by a space-charge (a concentration of electrons or

holes) to travel through the device. The smaller the transit time, the higher the frequency. Thus, higher frequencies can be attained in transit-time limited devices only by making the active region of semiconductor shorter. This in turn limits their power at high frequencies.

In the l.s.a. diode the space-charge is dissipated within the material (usually n-type gallium arsenide) during each cycle before it builds up appreciably (hence the name "limited space-charge accumulation"). Radio frequency power can be generated by an l.s.a. diode because, above a certain threshold value of applied voltage and electric field, n-type gallium arsenide becomes a negative-resistance material. If a fixed bias voltage above this threshold level is applied to the diode, the negative resistance causes an oscillating voltage to be developed in which the total voltage across the diode swings first well above and then below the threshold electric field during each cycle.

The unique feature of the l.s.a. mode of

operation is that the oscillating field swings above the threshold field long enough to generate a negative resistance but not long enough for the carriers to rearrange themselves into space-charge waves or domains. When the field swings below threshold, any minor space-charge irregularities are smoothed out before the next cycle begins.

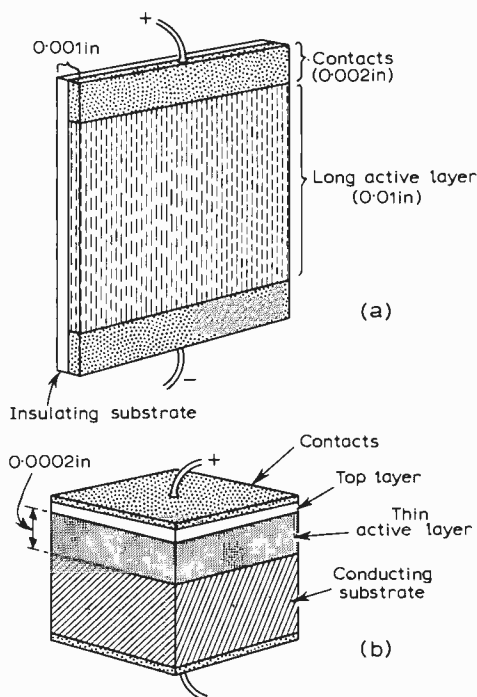
Because the diode is not transit-time limited, it can be made thick enough to withstand relatively high applied voltages. Practical devices are therefore made long in the direction of current flow and thin in a direction perpendicular to current flow, as shown in Fig. 1(a). Normally the operating frequency of the diode is determined by an external resonant circuit (not by the thickness of the semiconductor material or by transit time), so the power generated is practically independent of frequency.

The performance of l.s.a. diodes relative to other semiconductor microwave generators is shown broadly in Fig. 2, which is taken from a review paper presented at Hamburg by C.A.P. Foxell of A.S.M. Ltd.

The operation of l.s.a. diodes under pulsed conditions at centimetre and millimetre wavelengths was reported on by B. Jeppsson, of Cayuga Associates, U.S.A. This worker claimed, for example, that 1.2kW of pulse power had been produced at 8GHz and several watts at 50GHz, and said that, with a modification of the l.s.a. mode, useful c.w. power was obtainable above 30GHz. A mercury-reed system was used for producing the fast rise-time pulses needed and the impedance of this device had to be adjusted to suit the diode impedance to prevent the diode from being destroyed. A typical duty cycle for the pulse operation was 10%. Jeppsson also described experiments with a "hybrid" mode of operation, which seemed to be a mixture of the normal l.s.a. mode and the normal Gunn-effect mode. This, he said, gave frequencies higher than the transit-time frequency and significantly higher powers and efficiencies than with the normal modes. The diodes had been operated with bias voltages five times the threshold voltage and with pulse lengths between 50 and 400ns, and, for example, with a bias of 200V, oscillations of 1.6GHz at a power of 130W and an efficiency of 17% had been obtained. Another American worker in this field, at R.C.A., had reportedly obtained 140W of r.f. power at 2.2GHz with 27% efficiency.

A further variation on the straightforward

Fig. 1. Structure of the l.s.a. diode (a) compared with that of the earlier Gunn-effect diode (b) which must be relatively thin in the direction of current flow.



*"Microwaves à la Mode", *Wireless World*, November 1966, p.572.

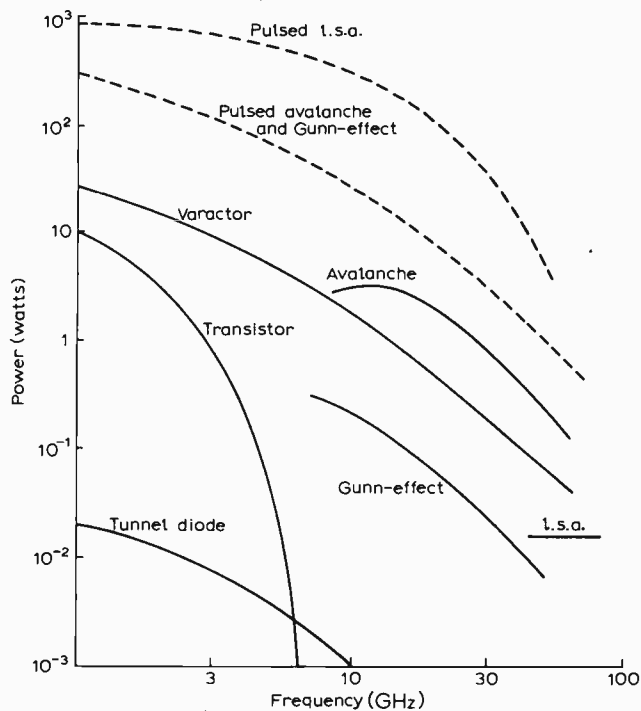


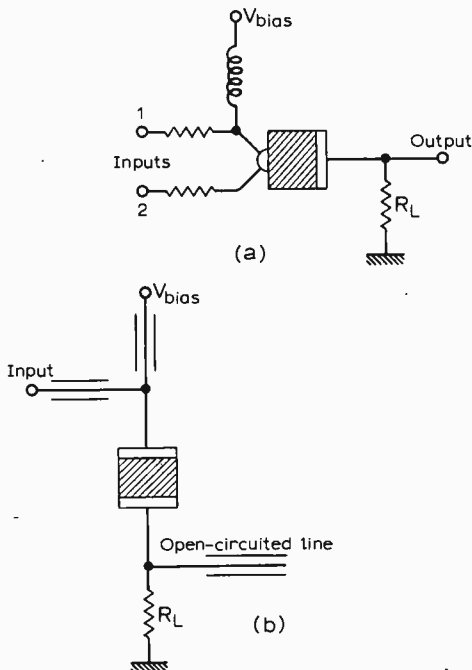
Fig. 2. Power and frequency performance of various solid-state generators of microwaves. (Information supplied by C.A.P. Foxell.)

Gunn and l.s.a. diode was described by S. Kataoka, of the Electrotechnical Laboratory, Tanashi, Tokyo. This was a relatively long and thin element of bulk GaAs (about 2mm long and 50-200 μm thick) sandwiched between two sheets of barium titanate which were described as "dielectric loading". The effect of the barium titanate sheets, various shapes of which had been tried, was to suppress the normal Gunn mode oscillation (the suppression being more effective when the sheets were backed with metal). When this device was mounted in a resonant cavity and a bias voltage applied, oscillations at frequencies ranging from 10MHz to 10GHz had been obtained from the same element.

(The characteristic Gunn-mode oscillation, without the dielectric loading, would have been a single frequency of about 100MHz.) Kataoka claimed that the device had also been used for amplification at microwave frequencies. The mechanism by which the domain suppression took place was not understood, but a member of the audience suggested it was not due to short-circuiting of the Gunn-effect electric fields but to the effect of the capacitance, provided by the dielectric sheets, on the current through the device.

The use of Gunn diodes to form high speed logic elements operating at microwave frequencies was described by H. L. Hartnagel of Sheffield University, and an outline of this work was reported last month†. As was explained, the leading edge of the pulses in these logic elements is formed by the sudden drop of current when an electric-field domain is formed, while the trailing edge of the pulses is the termination of the current drop that occurs when the travelling domain reaches the anode end of the device and is discharged. Fig. 3 shows two examples of logic elements constructed on this principle. In the AND gate (a), a steady bias voltage is applied across the Gunn diode through the inductor and the output load resistor R_L . The two input resistors permit the electric field applied to the diode to be raised above the threshold necessary for domain formation only when both input terminals receive a voltage signal simultaneously. If the input resistors are removed the device becomes an OR logic element. Diagram (b) in Fig. 3 shows a one-bit storage element obtained by using a Gunn diode in conjunction with transmission lines. The diode is normally biased below the threshold value for domain formation. When a signal is applied to the input terminal a domain is launched, and the output signal produced by it across R_L travels along the right-hand open-circuited transmission line, is reflected

Fig. 3. Two microwave logic elements using the Gunn effect: (a) an AND gate; (b) a one-bit storage element.



†"Microwave Computers", *Wireless World*, November 1968, p.401.

back, and on returning to the diode triggers a further domain, so maintaining the "on" condition of the element and storing the input signal. Hartnagel said that such a memory element can be used in conjunction with AND elements to build up a shift register. In complete logic systems employing numbers of interconnected elements he claimed that the "fan-out" (maximum number of paralleled logic elements which can be triggered reliably by a single logic element) can be as large as 7.

One form of microwave signal amplifier is the parametric type, based on a mixing process in a non-linear reactance provided by a varactor diode. G. I. Haddad, of the University of Michigan, U.S.A., described an unusual type of device in which a series of varactor diodes (8 in one example) was mounted inside a transmission line to provide travelling-wave parametric amplification. The transmission line was of the ladder type as used in devices (e.g., travelling-wave masers) where slowly propagating electromagnetic waves are required. Alternatively an inter-digital line structure could be used. The energy for amplification was applied to the varactor diodes by a "pump" wave propagated along the line. Haddad claimed that such a device could provide a gain of 30dB, tunable over a frequency range of about 500MHz. A typical operating region was in the X band (7-12GHz).

Conferences and Exhibitions

Further details are obtainable from the addresses in parentheses

LONDON

- | | |
|---|-------------------|
| Dec. 2-6 | Olympia |
| Engineering Materials and Design
(Industrial and Trade Fairs, Commonwealth House, New Oxford St., London W.C.1) | |
| Dec. 4-12 | U.S. Trade Centre |
| U.S. Aviation Electronics Show
(The American Embassy, P.O. Box 1AE, Grosvenor Sq., London W.1) | |

OVERSEAS

- | | |
|---|-------------|
| Dec. 2-4 | New York |
| Applications of Simulation
(J. Reitman, Norden-United Aircraft Corp., Norwalk, Connecticut 06856) | |
| Dec. 2-4 | Washington |
| Reliability Physics Symposium
(I.E.E.E., 345 E.47th St., New York, N.Y. 10017) | |
| Dec. 3-6 | Paris |
| Computers on board Satellites
(Centre National d'Etudes Spatiales, 129, rue de l'Université, Paris 7) | |
| Dec. 4-6 | Miami Beach |
| Circuit Theory Symposium
(I.E.E.E., 345 E.47th St., New York, N.Y. 10017) | |
| Dec. 9-10 | Chicago |
| Consumer Electronics Conference
(D. Ruby, Zenith Radio Corp., 6001 W. Dickens Ave., Chicago, Ill. 60639) | |
| Dec. 9-11 | Chicago |
| National Electronics Conference
(Nat'l Electronics Conf., Oakbrook Exec. Plaza 2, 1211 W.22 St., Oak Brook, Ill. 60521) | |

Progress in Acoustics

Latest research reported at Sixth International Congress on Acoustics, Tokyo.

An interesting development at this year's international acoustics congress in Japan was the holding of two symposia, one before the congress, at Sendai, and one immediately after at Kyoto. The Sendai meeting was on physical acoustics and was of a notably high standard. The other meeting was concerned with speech and was held at the international conference hall at Sakyo-ku, Kyoto, which is a most impressive building set in an enchanting location. These symposia enabled specialist groups to get together in a way not possible with a full-scale meeting, and is a pattern that should commend itself to future congress organizers. The following items have been selected from the 430 papers as being of particular interest to *Wireless World* readers.

Architectural acoustics. The non-linear properties of resonators and their utilization for improving the acoustic conditions in rooms were discussed by Czarnecki of Poland. Ingard has shown that the non-linear properties of Helmholtz resonators arise from the dependence of the effective resistance of resonators on the particle velocity in the neck. At values of particle velocity greater than 50cm/sec part of the radiated energy is lost through swirls at the edge of the aperture. Czarnecki has come to the following conclusions as the result of his experiments:

1. Because of the non-linear properties, the absorption coefficient may depend on intensity at high levels and the changes increase with sharp opening edges of the aperture.
2. Depending on the surrounding conditions of the resonator, the non-linear losses can cause an increase or decrease of the absorption coefficient.
3. The existence of resonance systems in rooms can be a cause of curvilinear sound decay on the logarithmic scale.
4. The non-linear properties of resonators may be applied to change the acoustic signal dynamics in halls, which can lead to an improvement of the intelligibility of speech.

Speech. Today research into speech is an interdisciplinary science involving linguistics, phonetics, physiology, physics, psychology and electrical engineering. Professor G. Fant of Sweden suggested that intensified investigations into the structure of speech signals and their production and perception should lead to a foundation for man-made communications, economy of digital speech encoding and to new methods and aids for communicating with the hard-of-hearing and deaf. The emphasis today was on the temporal dynamics

of speech structures and the development of models for prediction purposes. In psycho-acoustics and hearing, computer modelling of the mechanical and neural activities of the ear had facilitated understanding of human perception and its relation to the physical properties of acoustic signals.

In a session devoted to speech recognition problems a paper which attracted much attention was one by Kersta, U.S.A., on speaker identification by voice prints. It is not a new idea to use voice prints in a similar way as fingerprints for identification purposes but now the procedure has apparently been put into operation in the U.S. and has led to criminal convictions being made. An interesting industrial development described by Koshikawa, Japan, was a real-time coloured display of sound spectrograms. In this system a coloured contour map is used to display the instantaneous spectrogram instead of the usual brightness modulation and it has proved very effective for signal detection in noise.

Ultrasonics. In this section were a number of papers concerned with various types of delay lines and, not unexpectedly, with the growing interest in surface waves. A contribution by Tournois and Lardat of C.S.F., France, for example, dealt with the use of Love waves* in dispersive delay lines. The lines had bandwidths of up to 30MHz and compression rates of the order of 150 to 200. The interesting feature of these Love waves is that the group delay curve has an inflection point, in the vicinity of which the curve linearity is very good for a relatively wide bandwidth. At present the lines suffer from rather large insertion losses due to the wave excitation being carried out at the surface. This loss may be avoided if the whole delay line is constructed from the same material without the use of a bonding agent. Lines made in such a manner are known as integrated or monolithic delay lines, and two papers on them were presented by a group of workers from an electrical communication laboratory in Tokyo. Ashida, Sawamoto and Toyoda described a delay line consisting of a thin piezoelectric circular ceramic disc with dot- and ring-shaped electrodes on both faces. By electrically "poling" the electroded parts in the thickness direction it was possible to generate cylindrical elastic waves on applying a suitable a.c. voltage. The annular ring between the electrodes served as a cylindrical elastic waveguide, and to avoid interference from the waves reflected at the disc circumference the dot and

concentric ring were located off-centre of the disc. In the other integrated delay line, described by Inamura and Ikeda, a longitudinal wave launched by a transducer is converted into a shear wave by reflection. Consequently the line is characterized by a rather long delay, and in the absence of adhesive bonds it has also a good mechanical stability.

Acousto-electronics. In transparent acousto-electric materials optical probing provides one of the best methods to study acoustic properties, since measurements can be made at points within the specimen. Of the various optical techniques, Brillouin scattering gives the most detailed information and it has been utilized by Zemon and Zucker, U.S.A., to investigate the parametric amplification of acoustic waves in CdS. This amplification is due to non-linearity arising from the interaction of the bunched space charge associated with one acoustic frequency with the electric field associated with another acoustic frequency. For materials such as GaAs and GaSb, which are only transparent in the infra-red, other optical methods are more sensitive. A paper by Inuishi and Ishida, Japan, was concerned with the current oscillations of acousto-electric origin which are characterized by the propagation of an acousto-electric domain. The electrical properties of the domain structure were investigated using a capacitive probe, and Brillouin scattering was utilized to investigate the acoustic flux generated in the domain. The last-mentioned experiment enabled the time variations, the spatial distributions and the frequency spectrum of the acoustic flux to be studied.

An industrial exhibition of both audio and ultrasonic equipment was held during the period of the congress and the development of acoustical industries in Japan formed a significant part of the opening address to the congress by Junichi Saneyoshi, President of the Acoustical Society of Japan. Indicative of the magnitude of the industrial acoustical output is the fact that in 1967 the production of loudspeakers in Japan reached 88 million units. Some twenty-two manufacturers exhibited ultrasonic equipment of a wide variety. Ultrasonic applications in medicine are flourishing to such an extent that a Japanese Society of Ultrasonics in Medicine has been in existence for four or five years and has a current membership of over 200 people.

R. W. B. STEPHENS

* No connection with Radio Love (see p. 444).—ED.

Noise in Transistor Circuits

2. Noise figure : Negative Feedback : Measurements

by P. J. Baxandall* B.Sc. (Eng.), F.I.E.E., F.I.E.R.E.

The theoretical mechanisms producing noise in transistors have been thoroughly investigated by Van der Ziel and others in several important papers^{5,6,7,8,9}. While these papers are by no means easy to read and understand, some quite simple and useful conclusions may fortunately be deduced from them.

Equivalent circuits representing the internal noise mechanisms of a transistor have usually been of the common-base T type^{1,8}. However, the advantages of thinking in terms of the hybrid π equivalent circuit for noise purposes¹⁰ are considerable, just as they are, in the author's opinion, for other aspects of transistor circuit work. Further, a

very welcome simplification of the noise theory as put forward by Van der Ziel can now be made, because the thermally-generated leakage currents, which play a significant role in determining the noise performance of germanium transistors, can normally be neglected when silicon planar transistors are used, as will usually be the case nowadays.

With this simplification, and ignoring flicker noise for the time being, there are three significant noise mechanisms in a transistor, which are very easily remembered when described in the following manner:

- (a) Johnson noise in the extrinsic base resistance $r_{bb'}$.
- (b) Shot noise on the base current.
- (c) Shot noise on the collector current.

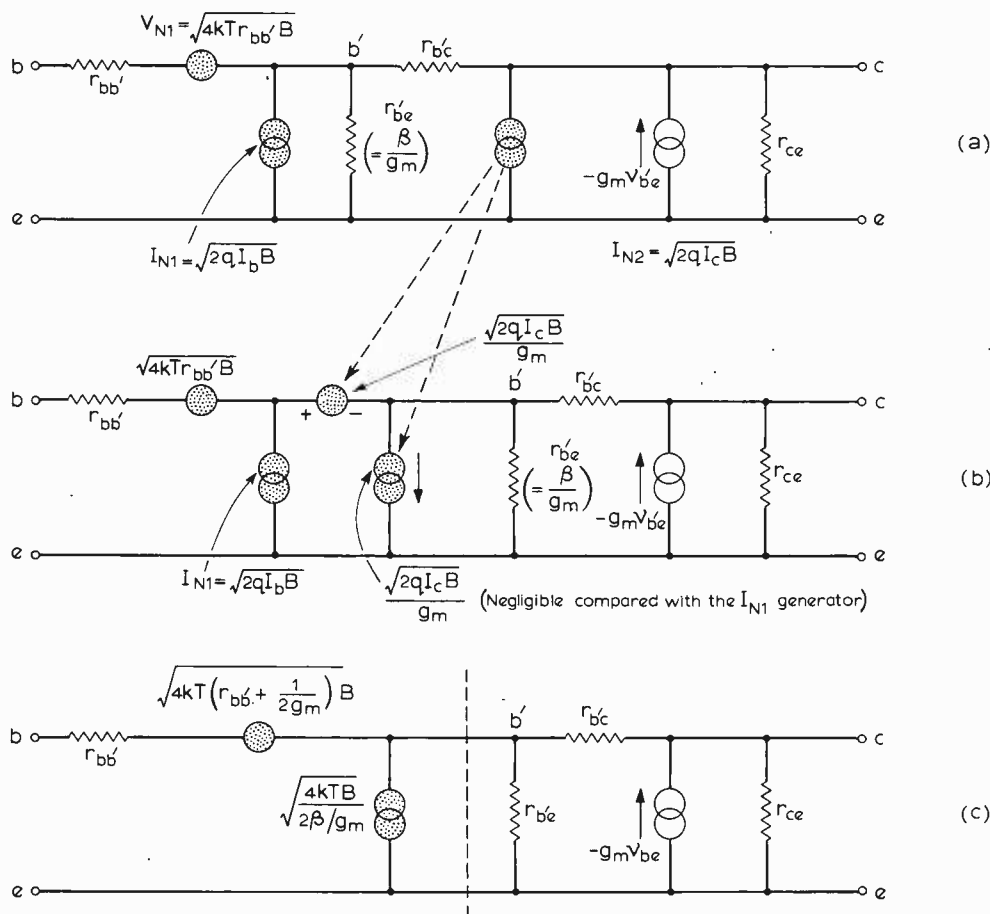
The corresponding three generators, which are uncorrelated at low frequencies, are shown in Fig. 9(a), and are shaded to emphasise that they are noise generators in contrast to the normal "mutual conductance" generator of the hybrid π circuit.[†]

It should be emphasised that the Fig. 9(a) circuit is based on low-frequency considerations only, and that the noise performance at frequencies which are a substantial fraction of f_T cannot be satisfactorily obtained merely by adding the usual hybrid π capacitances to it. The intrinsic noise mechanisms become partially correlated at higher frequencies, leading to a poorer noise performance. However, up to frequencies approaching $f_T/\sqrt{\beta}$, which includes all normal audio work and some r.f. applications as well, these effects do not need to be taken into account for ordinary engineering design work.[‡]

While the attractively easy-to-remember three-noise-generator equivalent circuit of Fig. 9(a) could be used as it stands for calculating the noise performance of existing transistor amplifier stages, it is found much more convenient, for design purposes, to represent the noise behaviour of a transistor, or any other linear amplifying device for that matter, by only two noise generators placed right at the input terminals, i.e. arranged as in Fig. 10.**

* Royal Radar Establishment.

Fig. 9. Noise generators in the hybrid- π equivalent circuit.



† Mr. S. W. Noble, of the Royal Radar Establishment, has shown that the circuit of Fig. 9(a) is exactly equivalent at low frequencies to the well-known T-circuit, as given, for example, in Fig. 5 of reference 11, and that, assuming no correlation between the three noise generators in the latter circuit, the three generators in Fig. 9(a) are also uncorrelated. An independent check on the equivalence of the two circuits was obtained by calculating the low-frequency noise-figure formula from Fig. 9(a), without introducing any approximations, and this agreed exactly with equation (19) of reference 11.

‡ At audio frequencies, as explained later, it is best, for good noise performance, to operate at a very low value of collector current, e.g. 10 μ A. Even a fast silicon planar transistor, such as the BC109, then has an f_T of only a few hundred kHz, so that the "low-frequency regime" only just includes the whole audio spectrum. However, in most r.f. applications, where flicker noise is not involved, it is better, from several points of view, to operate at much higher values of collector current, and then the "low-frequency regime" may extend up to some MHz.

** By choosing the values of V_N and I_N correctly, together with the right degree of correlation between them, the noise of any linear amplifier, and its variation with source impedance, may be correctly represented. This is considered in more detail in reference 11.

The problem is thus to convert Fig. 9(a) to the form of Fig. 10. The first move is to exploit the fact that the right-hand noise-current generator in Fig. 9(a) may be replaced by the two 100%-correlated generators of Fig. 9(b), as indicated by the broken-line arrows. It will be found that these two generators produce the same noise output from the transistor, whatever source and load are connected to it, as does the single generator from which they are derived. (It is interesting to find that, taking $r_{b'e}$ as infinite, the two generators cancel each other as far as feeding noise current into the base signal source is concerned—this ought to be so, because the single generator they represent is purely in the output circuit.)

Now in Fig. 9(b), since $r_{b'e} g_m = \beta$ and since $I_c/I_b \approx \beta$, the right-hand noise current generator is of approximately $\sqrt{\beta}$ times smaller magnitude than the left-hand one and can therefore be neglected without serious error.

The next move, which will be seen later to be sensible, is to express all the remaining three uncorrelated generators in Fig. 9(b) in terms of resistance values which would produce the same magnitude of noise by one of the Johnson noise formulae (7) or (8); the generator labelled $\sqrt{4kT r_{bb'} B}$ is, of course, already in that form. This can be done by utilizing the basic fact for a transistor that $r_m = qI_c/kT$. Thus, substituting $r_m = kTg_m/I_c$ in the formula for the right-hand voltage generator in Fig. 9(b), this generator becomes $\sqrt{4kTB(1/2g_m)}$, i.e. as for the Johnson noise voltage in a resistance of $1/2g_m$.

Similarly, the current generator $\sqrt{2qI_b B}$ in Fig. 9(b) becomes:

$$\sqrt{\frac{4kTB}{2I_c/g_m I_b}}$$

Taking I_c/I_b as being equal to the small-signal current gain β —which is a more accurate approximation with some transistors than with others—the last expression becomes equal to:

$$\sqrt{\frac{4kTB}{2\beta/g_m}}$$

i.e. as for the short-circuit Johnson-noise current in a resistance of $2\beta/g_m$.

We thus arrive at the approximate equivalent circuit of Fig. 9(c), and it will be seen that this is of the same form as Fig. 10, except for the presence of the noiseless resistance $r_{bb'}$. However, it is shown in the Appendix that, provided $g_m r_{bb'}$ is $\ll 2\beta$, the effect of $r_{bb'}$ may be neglected with little error. For a fairly typical modern transistor with $r_{bb'} = 200 \Omega$ and $\beta = 200$, $g_m r_{bb'}$ is less than a tenth of 2β for collector currents up to 5 mA. In all normal audio applications, and many others too, the working current will be well under this value, and we may then take the noise equivalent circuit as being nearly enough that of Fig. 9(c) without $r_{bb'}$ and with no correlation between V_N and I_N .

The final conclusion is thus that, for many practical purposes, we may represent the

Fig. 10. Representation of amplifier noise by two generators right at the input terminals.

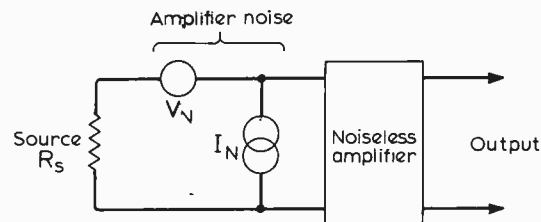
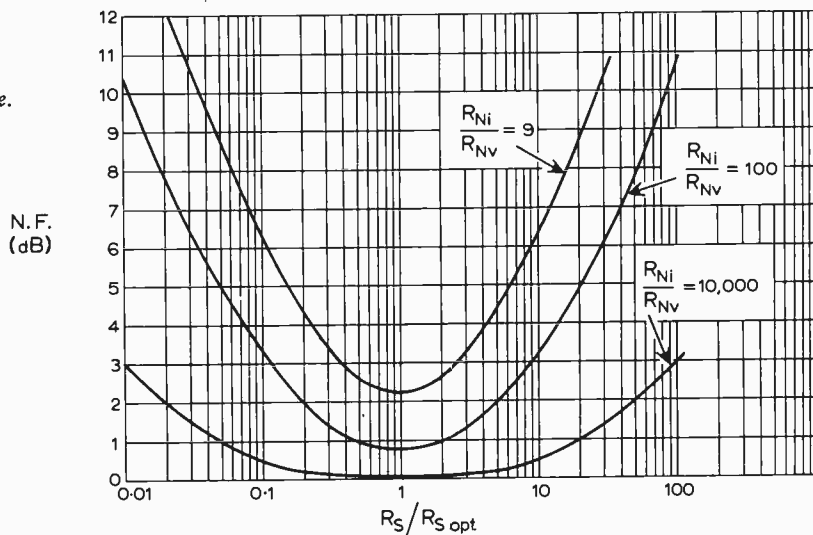


Fig. 11. Variation of Noise Figure with source resistance.



noise of a transistor (ignoring flicker noise) sufficiently accurately by means of two uncorrelated noise generators as shown in Fig. 10, where:

V_N is as for the Johnson-noise voltage in a resistance

$$R_{Nv} \approx r_{bb'} + 1/2g_m \dots (15)$$

and I_N is as for the Johnson-noise short-circuit current from a resistance

$$R_{Ni} \approx 2\beta/g_m \dots (16)$$

It is the usual present-day practice to express V_N and I_N in terms of microvolts and microamps in a bandwidth of 1 Hz,†† but their expression in terms of R_{Nv} and R_{Ni} seems very much preferable and has been strongly advocated by Dr. E. A. Faulkner of Reading University^{11,12}. The full virtue of Dr. Faulkner's method will become apparent from what follows in the next section of the article.

Noise Figure

The noise figure of an amplifier, fed from a resistive signal source R_S as in Fig. 10, is a measure of the amount by which the total noise output exceeds what it would be if the amplifier were ideal and the only noise came from thermal agitation in R_S . Thus:

$$\text{Noise Figure} = \frac{\text{Total noise output power}}{\text{Noise output power due to source only}} \dots (17)$$

†† Often the rather barbarian expressions "microvolts per root cycle" and "microamps per root cycle"—or "... per root hertz"—are used!

This ratio is often expressed in dB, and when there is no correlation between V_N and I_N (Fig. 10), it is easily shown that:

$$\text{N.F.} = 10 \log_{10} \left[1 + \frac{R_{Nv}}{R_S} + \frac{R_S}{R_{Ni}} \right] \text{ dB} \dots (18)$$

where R_{Nv} and R_{Ni} have already been defined.

It is evident from the form of equation (18) that there must be an optimum value of R_S which will make the noise figure a minimum, i.e. give the best noise performance. Calling this optimum value of source resistance R_{Sopt} , we have, not surprisingly, the result:

$$R_{Sopt} = \sqrt{R_{Nv} R_{Ni}} \dots (19)$$

It is also obvious from (18) that for a good, i.e. low, noise figure, R_{Ni} must be very much greater than R_{Nv} . For example, if $R_{Nv} = 200 \Omega$ and $R_{Ni} = 20 \text{ k}\Omega$, it is immediately evident that a fairly good noise figure is achievable and that the optimum source resistance is the geometric mean of 200Ω and $20 \text{ k}\Omega$, which is $2 \text{ k}\Omega$. The ease with which these things may be seen at a glance when the transistor noise information is given in the form of R_{Nv} and R_{Ni} values is a great advantage of the method when compared with the usual practice of quoting V_N and I_N values for a bandwidth of 1 Hz.

On substituting the value of R_S given by equation (19) in equation (18), we get the result:

$$(\text{N.F.})_{\min} = 10 \log_{10} \left[1 + 2\sqrt{\frac{R_{Nv}}{R_{Ni}}} \right] \dots (20)$$

and by further substituting the values of R_{Nv} and R_{Ni} given by equations (15) and (16) into (20), we obtain:

$$(N.F.)_{\min} = 10 \log_{10} \times \left[1 + \sqrt{\frac{1 + 2g_m r_{bb'}}{\beta}} \right] \dots (21)$$

This gives the minimum noise figure that will be obtainable, at a given value of d.c. working current in the transistor, if R_S is adjusted (e.g. by suitably choosing the ratio of an input transformer) for optimum performance. However, we are also free in many cases to choose the value of the d.c. working current, and this may be varied, keeping R_S optimized all the time, to obtain the lowest possible value of minimum noise figure. This latter operation involves finding the minimum value of $(1 + 2g_m r_{bb'})/\beta$. Now $2g_m r_{bb'}$ normally reaches unity at a collector current somewhere in the region of $50 \mu A$, so no large improvement would be expected to result from reducing the collector current to a

very much lower value than this. Indeed, with some transistors, the fall-off in β at very low currents, say less than $10 \mu A$, more than offsets the slight further reduction in $(1 + 2g_m r_{bb'})$ achieved, and the minimum noise figure then gets worse again. However, in situations where flicker noise is significant, there is a marked overall advantage, as will be seen later, in operating at very low values of collector current, such as $1 \mu A$ or even less.

Sometimes, in practice, the value of R_S is fixed by circumstances over which the designer has no control, and the problem is to choose the value of collector current which will then give the minimum noise figure. On substituting the values of R_{Nv} and R_{Ni} given in equations (15) and (16) in equation (18), and then differentiating with respect to g_m , we find that the condition for minimum noise figure is $g_m = \sqrt{\beta}/R_S$. Thus, if $R_S = 1 \text{ k}\Omega$, and $\beta = 100$, we get $g_m = 10 \text{ mA/V}$, which corresponds to $I_C = 0.25 \text{ mA}$.

As an example of what can be achieved when we are free to choose the value of R_S , consider a transistor such as a BC109 running at a collector current of $10 \mu A$. Take $\beta = 200$, $r_{bb'} = 200 \Omega^{12}$. The g_m value will be 0.4 mA/V , so that, from (15), $R_{Nv} = 1.45 \text{ k}\Omega$, and from (16), $R_{Ni} = 1 \text{ M}\Omega$. From equation (19) we then get $R_{Sopt} = 38 \text{ k}\Omega$, and substituting this in (18), or from (20) or (21), we obtain a noise figure of 0.32 dB .

Noise figures not much greater than this are indeed achievable in practice with good modern silicon planar transistors at audio frequencies, but it is important not to overlook the fact that, having obtained a very good noise figure for the first stage of an amplifier, the second stage may easily contribute as much noise as the first, or even more.

With regard to the last point, the danger arises particularly when the second stage, as is often the case in practical designs, is run

at a much higher current than the first. The trouble is caused by the current noise generator (see Fig. 9(c)) of the second transistor, which, because of the high working current, will be of relatively large magnitude. It may thus produce more noise current, particularly at low frequencies, because of flicker noise, than that coming from the collector of the (very-low- g_m) first stage. Dr. Faulkner has recommended that the second stage of a low-noise amplifier should be run at the same low collector current as the first stage, though it is not always worth carrying things quite as far as this—some compromise with other requirements will often be struck, even in an enlightened design.

Fig. 11 is simply based on equations (18) and (19), and shows how the noise figure increases as R_S is changed from its optimum value R_{Sopt} . The important point is that provided the optimum noise figure is good enough, i.e. provided R_{Ni}/R_{Nv} is large enough, the value of source resistance becomes very uncritical. Thus it may be worth aiming at a very good minimum noise figure not so much for its own sake but rather because it makes the amplifier capable of giving a tolerably good noise performance over a wide range of source resistance values.

Fig. 12, based on a contribution to *Electronics Letters* from Dr. Faulkner¹³, is a plot, on a "straight line approximation" basis, of equations (15) and (16), and also illustrates the meaning of equation (19).

A slight complication in all the above, which should now be mentioned, is that, according to reference (10), the value of $r_{bb'}$ which gives the correct input impedance does not, in general, give the correct value for the noise generator. At low currents, however, $r_{bb'}$ is in any case swamped by $1/2g_m$ (see Fig. (12)), so uncertainty about its value does not matter much. But the true value of much of the above simple theory is not so much that it enables precise calculations to be made, but rather that it helps one to appreciate the principles involved and avoid misdesign caused by ignorance. It is often sufficient to obtain the correct order of magnitude of noise effects in the design stage, and to make experimental checks later if necessary.

Another method of presenting noise data for a transistor is shown in Fig. 13, and is self explanatory. (Taken from S.T.C. data sheet; the Mullard data sheets do not give such detailed noise information.)

Flicker Noise¹

Flicker noise, or "1/f" noise, is exhibited by all normal amplifying devices, and transistors are no exception. To quote from reference 10: "Flicker noise is known to arise from the generation or recombination of carriers on the surface, although other physical processes can also produce it. For example, it can also arise as a result of temperature fluctuations. Note that only $0.001^\circ C$ fluctuation in temperature can cause 2 to 3 microvolts of fluctuation in voltage across a forward biased diode."

From reference 14, on which the following

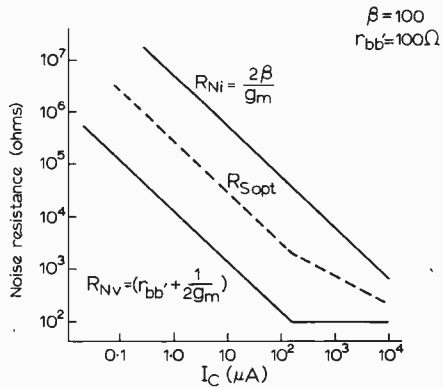
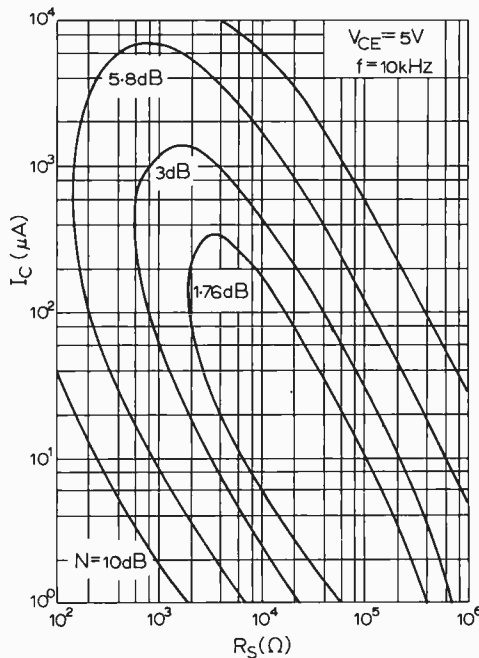
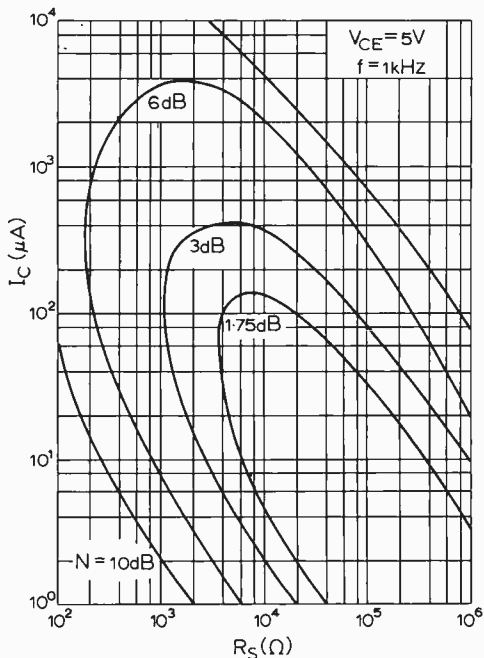


Fig. 12. Variation of R_{Nv} and R_{Ni} with collector current.

Fig. 13. Contours of constant Noise Figure vs. collector current and source resistance for type BC109 transistor.



information is based, it would seem that, for a planar transistor, flicker noise can be represented as an increase in the current noise generator (see Fig. 9(c)) below a certain frequency, the voltage noise generator not exhibiting flicker effect. Thus the resistance R_{Ni} representing the current noise generator falls in value below a certain frequency, so we replace equation (16) by:—

$$R_{Ni} = \frac{2\beta}{g_m(1 + \omega_F/\omega)} \dots (22)$$

Actually there is evidence that R_{Nv} does exhibit flicker effect, but its value does not begin to rise until a much lower frequency than ω_F .

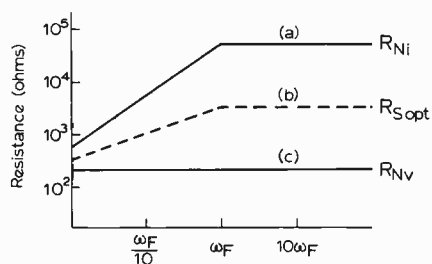


Fig. 14. Input noise generators for a transistor exhibiting flicker noise. $\beta = 100$, $r_{bb}' = 100 \Omega$, $I_C = 100 \mu A$.

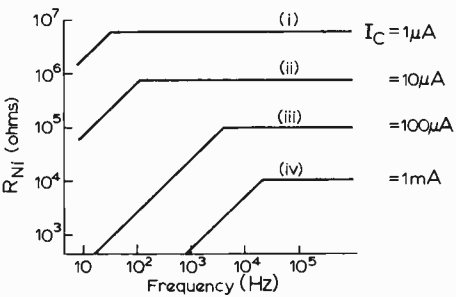


Fig. 15. Variation of R_{Ni} with frequency and collector current for selected 2N3707.

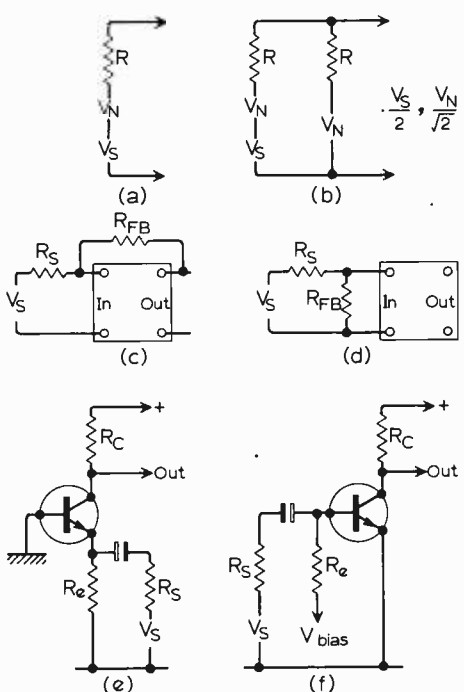


Fig. 16. Negative feedback and noise.

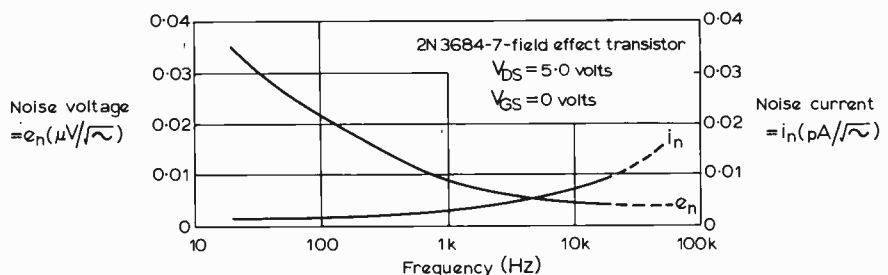


Fig. 17. Equivalent input noise voltage and current vs. frequency, for a junction f.e.t.

Fig. 14 shows the variation of R_{Ni} , R_{Nv} and R_{Sopt} with frequency.

The parameter ω_F , the flicker-noise corner frequency, characterises the "flicker-noisiness" of the transistor; it is a function of the collector current, I_C . Fig. 15 shows the behaviour of a transistor with regard to flicker noise, as a function of frequency and collector current. The lines are best-fit lines, of the same form as in Fig. 14, to a series of experimental measurements done at Reading University on a selected specimen of the low-noise transistor 2N3707, and represent an exceptionally good transistor from the flicker-noise point of view. It will be seen that, for a collector current of $1 \mu A$, $\omega_F/2\pi$ is only about 60 Hz, and this particular specimen will give a noise figure of better than 1 dB from a 100-k Ω source over the whole frequency range 25 Hz to 40 kHz. Clearly it is particularly advantageous to operate a transistor at very low current when a good noise figure is required at very low frequencies.

Negative Feedback and Noise

Negative feedback as such has no effect whatever on the noise figure of an amplifier at any given frequency, though the passive components introduced for the purpose of applying the feedback may do so.

The golden rule for preserving good noise figure is to avoid introducing passive resistive attenuation of the signal.

Consider a resistive signal source, with a signal voltage V_S and a Johnson noise voltage V_N , as shown in Fig. 16(a). Now, as shown in Fig. 16(b), imagine an extra resistor of the same value as the signal source resistance to be shunted across. This shunt reduces by a factor of two the signal voltage appearing at the output leads shown, and does likewise for the source Johnson noise voltage, but it also produces its own Johnson noise voltage V_N which appears attenuated by a factor of two at the output leads. There are thus two uncorrelated noise voltage components of $V_N/2$ at the output, so that the total output noise voltage is $V_N/\sqrt{2}$. The net effect of adding the extra resistor is thus to attenuate the signal by a voltage factor of two, but to reduce the noise voltage by a factor of only $\sqrt{2}$.

Clearly, to minimise the loss of signal-to-noise ratio caused by a shunt resistor, the resistor value must be much higher than that of the source. A practical example of a situation in which these issues arise is shown in Fig. 16(c) and (d), where, for good s/n,

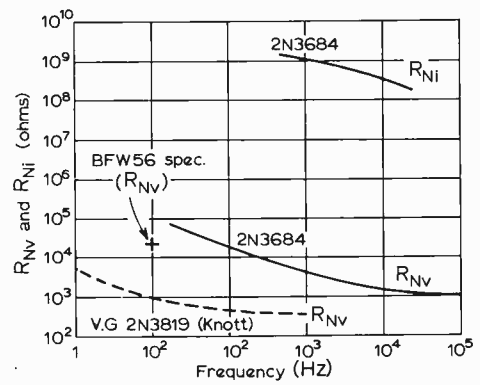


Fig. 18. Variation of R_{Nv} and R_{Ni} with frequency for 2N3684 and 2N3819 f.e.t.s.

R_{FB} should be made several times R_S at least. The s/n, at any one frequency, will be just the same for the two circuits shown.

Another example of the same broad principle is shown in Fig. 16(e) and (f). Here the significant thing is that there is passive resistive attenuation of signal because the signal source is shunted by a resistor R_e ; the fact that in the left-hand circuit the output current is allowed to flow through the parallel combination of R_S and R_e to provide negative feedback does not in itself affect the signal-to-noise ratio.

Noise in f.e.t.s

The noise performance of an f.e.t., like that of an ordinary transistor or any other amplifying device, may be expressed in terms of V_N and I_N noise generators in the input circuit of an imaginary noiseless f.e.t.

Fig. 17, which is taken from Union Carbide Application Note AN-1 (June 1965), shows experimental values of V_N and I_N (here called e_n and i_n) as a function of frequency. It is stated that the values of V_N and I_N are not very dependent on the d.c. operating current, provided the drain-to-source voltage exceeds the pinch-off value.

The same information as is presented in Fig. 17 is given in a form much easier to appreciate in Fig. 18 (full-line curves); this diagram also includes (broken-line curve) data on a specially-selected and unusually good sample of 2N3819 reported upon by K. F. Knott of Salford University.¹⁶

While the sample of f.e.t. giving the broken-line curve has a quite splendid noise performance, it is unfortunately the case, at present, that very large variations indeed in

flicker noise occur between different samples of nominally the same f.e.t. However, f.e.t.s with a definite specification on flicker noise can now be bought—e.g. the Texas BFW56, which has an upper limit on R_{Nv} as indicated by the cross in Fig. 18. This transistor costs over £3 at present.

Comparing Fig. 18 with Figs. 12 and 14, it will be seen that an f.e.t. has an enormously greater ratio of R_{Ni} to R_{Nv} than an ordinary transistor, and it will also be noticed that flicker noise appears in the voltage generator (represented by R_{Nv}) rather than in the current noise generator. Indeed the current-noise generator magnitude appears to fall off as the frequency is reduced, if one can believe this R_{Ni} curve. According to reference 17, the increased current noise at high frequencies is due to "induced gate noise", analogous to "induced grid noise"¹⁸ which appears at much higher frequencies in valves. Nevertheless it would seem that, at sufficiently low frequencies flicker noise on the gate current must become dominant, causing R_{Ni} to fall off again at very low frequencies.

However, because of the enormous ratio of R_{Ni} to R_{Nv} in an f.e.t., very low noise figures can be obtained under suitable operating conditions. For example, from Fig. 18, with a 1 MΩ source, which is about the optimum, being half way between R_{Nv} and R_{Ni} on the log scale, equation (18)

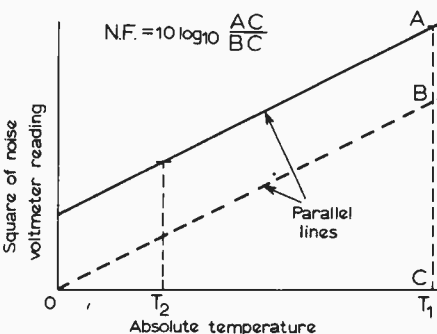
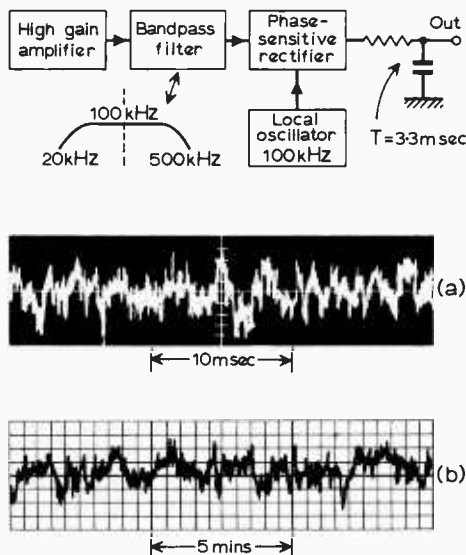


Fig. 19. Technique for measuring noise figure. $T_1 = \text{room temperature} \approx 290^\circ\text{K}$. $T_2 = \text{liquefied gas temperature}$.

Fig. 20. System used for generating white noise: (a) result from system shown; (b) l.f. version with $T = 10\text{s}$.



yields a noise figure at 1,000 Hz of 0.02 dB.

In many applications, with source resistances not exceeding a few hundred kilohms, only R_{Nv} need be taken into account, just as with the equivalent noise resistance of a thermionic valve.

The following simple formula is often quoted for the voltage noise of an f.e.t.:

$$R_{Nv} = 0.7/g_m \quad \dots (23)$$

in which R_{Nv} is in $k\Omega$ if g_m is in mA/V

Knott reports, as a result of measurements on large numbers of f.e.t.s, that above about 10 kHz, R_{Nv} does in fact approach the value given by this formula—so that at these high frequencies increasing the working current does reduce R_{Nv} —but that at much lower frequencies, where flicker noise is dominant, increasing the current increases R_{Nv} . Since these effects are in opposite directions, there will be a frequency band over which varying the working current has very little effect on R_{Nv} , and this may be the reason for the remark, in the Union Carbide Application Note referred to above, that V_N and I_N are not very dependent on the d.c. operating current.

An important point to appreciate is as follows. With ordinary transistors, whilst very good noise performance can be obtained at audio and sub-audio frequencies, the low collector current required necessarily makes the high frequency performance very poor, even using fast silicon planar transistors. With f.e.t.s, however, the good low-frequency noise performance is maintained up to frequencies of some MHz. Thus, using f.e.t.s, it is possible to design an amplifier with a first-class noise performance over a very wide frequency band, to an extent which is quite impossible with a straightforward amplifier using ordinary transistors.

Measuring Noise Figures

In the opinion of the author, who has used no other method for over ten years, much the easiest and generally most satisfactory way of measuring the noise figure of an amplifier is to dip the source resistor in liquid nitrogen or other liquefied gas and observe the drop in the output noise level of the amplifier.*** A check should be made that the resistance value of the source resistor does not change significantly on cooling it down, though a normal wire-wound resistor will be found satisfactory in this respect. It is not essential to use a true r.m.s. reading output meter, as only the ratio of two mean squared output voltages is required—indeed an AVO on an a.c. volts range will often suffice. The noise figure is deduced in the manner shown in Fig. 19.

This technique is particularly effective for measuring good noise figures, e.g. 1 dB, where slight uncertainties regarding noise bandwidths, or the calibration of noise-generating diodes, often render more normal methods very difficult.

*** More conveniently, the amplifier input is switched between two resistors of equal value, one at a low temperature and one at room temperature.

Generating White Noise at Low Frequencies

Noise diodes, and several other methods of generating Gaussian noise for test purposes, suffer from the difficulty that unwanted flicker noise tends to be produced below, say, 100 Hz.

A technique which is quite free from this difficulty is to generate the noise at around some easy frequency, such as 100 kHz, and then heterodyne it down to zero frequency in the manner shown in Fig. 20. This is the technique that was used to generate the white noise shown in some of the earlier illustrations. The local oscillator and frequency changer were, in fact, part of a transistor b.f.o. designed at R.R.E. some years ago, and the high-gain amplifier was a general-purpose valve laboratory amplifier of even greater age! The same basic set-up is an inherent part of a "lock-in amplifier" system designed at R.R.E. by E. F. Good, and the lower recording in Fig. 20 was obtained with this equipment. The time base speed has been adjusted to have the same ratio to the noise bandwidth in both pictures, and it is interesting to note that, despite the enormously different absolute time scales, the general appearance is the same.

Needle Fluctuations of Noise Meters

In some noise measurements the noise-indicating meter will give a nice steady reading, whereas in other circumstances it may be found that the needle dithers about so much that it is difficult to decide what reading to note down.

The narrower the bandwidth of the noise being measured, the longer must be the effective time-constant of the rectifier and meter to produce a given amount of needle fluctuation. For the case where the noise bandwidth is determined by a sharp-cutting filter, the relationship between the quantities involved is as shown in Fig. 21. The factor "2" inside the square-root sign is different for other shapes of noise pass-band, but nevertheless the formula given will still give an answer which is of the right order, and this is usually all that is needed.

Gaussian noise is, of course, assumed in deriving this formula.

Some Noise Bandwidths

It is sometimes inadvertently overlooked that the noise bandwidth of a circuit is not, in general, the same as its "3 dB down" bandwidth.

For an ordinary tuned circuit, as for the CR lag in Fig. 22, the noise bandwidth is $\pi/2$ times the 3 dB-down bandwidth.

With two equal lags, each of time-constant CR, not loading one another, the response will be 6 dB down at $1/2\pi CR$, and the noise bandwidth is $1/8CR$.

With a simple CR a.c.-coupling, giving a low-frequency cut which is -3 dB at $1/2\pi CR$, the lower limit of the equivalent rectangular noise response will extend down to $1/4CR$.

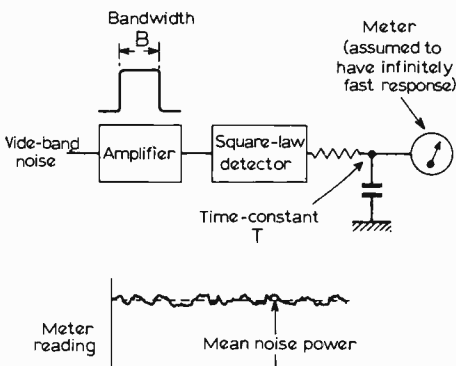
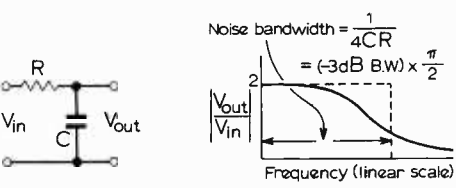


Fig. 21. Noise-meter needle fluctuations:

$$\frac{\text{r.m.s. reading fluctuations}}{\text{mean reading}} = \frac{1}{\sqrt{2BT}}$$

e.g. for a bandwidth of 1 Hz, a smoothing time constant of 50s is required to reduce the r.m.s. meter fluctuations to 10% of the mean reading.)

Fig. 22. Noise bandwidth. The area under the broken-line rectangle is the same as that under the curve.



Acknowledgement. The author would like to thank this colleague, Mr. S. W. Noble, for having helped him, over a period of many years, to acquire a better understanding of noise problems—and, in particular, for having shown that Fig. 9(a) is exactly equivalent to the usual *T* circuit at low frequencies, when the author had concluded, through a slip in algebra, that this was not strictly the case!

Thanks are also due to Dr. E. A. Faulkner, whose contributions on noise topics have been found very helpful and thought-provoking.

This article, which is based on an internal lecture given by the author at R.R.E., is contributed by permission of the Director. Copyright Controller H.M.S.O.

Appendix

Values of V_N and I_N in Fig. 10 to make Fig. 10 exactly equivalent to Fig. 9(c).

The problem is to find the values of the two noise generators in Fig. 10 which will make this circuit equivalent to Fig. 9(c) under conditions when the presence of $r_{bb'}$ cannot be neglected. These generators will necessarily be partially correlated, even though those of Fig. 9(c) are not. Their magnitudes, however, are easily obtained, since the noise e.m.f.s seen looking back towards the source from the terminals of the noiseless amplifier must be the same in both circuits for the simple conditions of a short circuit, and an open circuit, across the source terminals.

In the circuit of Fig. 9(c), with a short circuit between 'b' and 'e', we see, looking to the left of the broken line, an e.m.f. 'E' acting in series with $r_{bb'}$ given by:

$$E^2 = 4kTB \left(r_{bb'} + \frac{1}{2g_m} \right) + \frac{4kTB}{2\beta/g_m} r_{bb'}^2$$

or

$$E^2 = 4kTB \left(r_{bb'} + \frac{1}{2g_m} + \frac{r_{bb'}^2}{2\beta/g_m} \right)$$

For the Fig. 10 situation, with $R_s = 0$, the e.m.f. seen from the noiseless amplifier input terminals is simply V_N . For equivalence of the two circuits we therefore have:

$$V_N^2 = 4kTB \left(r_{bb'} + \frac{1}{2g_m} + \frac{r_{bb'}^2}{2\beta/g_m} \right) \dots (i)$$

With an open circuit between 'b' and 'e' in Fig. 9(c), we see, looking to the left of the broken line, a current source of value:

$$\sqrt{\frac{4kTB}{2\beta/g_m}}$$

In Fig. 10, with $R_s = \infty$, we simply see I_N . Hence:

$$I_N = \sqrt{\frac{4kTB}{2\beta/g_m}} \dots (ii)$$

Looking at equation (i), it will be noticed that V_N^2 involves, in the third term, the same noise current generator

$$\sqrt{\frac{4kTB}{2\beta/g_m}}$$

which appears in (ii), so that V_N and I_N are partially correlated. Provided, however

$$\frac{r_{bb'}^2}{2\beta/g_m} \text{ is } \ll r_{bb'} + \frac{1}{2g_m} \dots (iii)$$

the amount of correlation will be negligible. It is easily shown that the condition for the two sides of (iii) to be equal, is approximately:

$$g_m = 2\beta/r_{bb'} \dots (iv)$$

If $r_{bb'} = 100 \Omega$ and $\beta = 100$, (iv) gives $g_m = 2000 \text{ mA/V}$, which corresponds to a collector current of 50 mA.

We have thus established that the last term in (i), which may be called the correlation term, may be neglected, for normal engineering purposes, provided the working current does not exceed, say, 5 mA.††† This condition will be satisfied with a large factor to spare, except in some high-frequency amplifiers.

Thus equation (15) may be used to determine R_{Nv} in most practical design

††† Reference 11, in equation (21), gives a condition for negligible correlation, which, whilst correct, appears to be unnecessarily stringent for normal practical purposes.

work, but at high values of collector current, the expression becomes:

$$R_{Nv} = r_{bb'} + \frac{1}{2g_m} + \frac{r_{bb'}^2}{2\beta/g_m} \dots (v)$$

Equation (16) is, however, applicable even at high currents. Equations (v) and (16) are plotted in reference 15 as universal curves, though in terms of V_N and I_N for a 1 Hz bandwidth instead of in terms of R_{Nv} and R_{Ni} .

REFERENCES

5. "Theory of Shot Noise in Junction Diodes and Junction Transistors" by A. van der Ziel. *Proc. I.R.E.*, Vol. 43, No. 11, pp. 1639-1646 (Nov. 1955).
6. "Theory of Shot Noise in Junction Diodes and Junction Transistors" by A. van der Ziel. *Proc. I.R.E.*, Vol. 45, No. 7, p. 1011 (July 1957). See also Vol. 48, pp. 114-115 (Jan. 1960). (Letters).
7. "Shot Noise in Transistors" by G. H. Hansen and A. van der Ziel. *Proc. I.R.E.*, Vol. 45, No. 11, pp. 1538-1542 (Nov. 1957).
8. "Behaviour of Noise Figure in Junction Transistors" by E. G. Nielsen. *Proc. I.R.E.*, Vol. 45, No. 7, pp. 957-963 (July 1957).
9. "Theory and Experiments on Semiconductor Junction Diodes and Transistors" by W. Guggenbuehl and M. J. O. Strutt. *Proc. I.R.E.*, Vol. 45, No. 6, pp. 839-854 (June 1957).
10. "Characteristics and Limitations of Transistors" by R. D. Thornton, D. DeWitt, E. R. Chenette and P. E. Gray. Vol. 4 of Semiconductor Electronics Education Committee series. John Wiley (1966). Chapter 4 (44 pages), on noise in general and transistor noise in particular, though on the whole excellent, is recommended with some reservations, because the high-frequency noise treatment for transistors seems to have been simplified too far, and because the "noise temperature" concept is used throughout instead of "noise figure"—this is perfectly sound and correct, but may be confusing to readers of the present article.
11. "The Design of Low-Noise Audio Frequency Amplifiers" by E. A. Faulkner. *The Radio and Electronic Engineer (J.I.E.R.E.)*, Vol. 36, No. 1, pp. 17-30. (July 1968). Strongly recommended.
12. "Some Measurements on Low-Noise Transistors for Audio-frequency Applications" by E. A. Faulkner and D. W. Harding. *The Radio and Electronic Engineer*, Vol. 36, No. 1, pp. 31-33 (July 1968). Very useful information for designers.
13. "Optimum Design of Low-Noise Amplifiers" by E. A. Faulkner. *Electronics Letters (I.E.E.)*, Vol. 2, No. 11, pp. 426-427 (Nov. 1966).
14. "Flicker Noise in Silicon Planar Transistors" by E. A. Faulkner and D. W. Harding. *Electronics Letters*, Vol. 3, No. 2, pp. 71-72 (Feb. 1967). (See p. 176 of same vol. for errata.)
15. "The Influence of Transistor Parameters on Transistor Noise Performance—a Simplified Presentation" by M. C. Swiontek and R. Hassun. *Hewlett-Packard Journal*, Vol. 16, No. 7, pp. 8-12 (March 1965).
16. "Comparison of Varactor-Diode and J.-F.E.T. Low-Noise L.F. Amplifiers" by K. F. Knott. *Electronics Letters*, Vol. 3, No. 11, p. 512 (Nov. 1967). See also March 1968, p. 92.
17. "Field Effect Transistors as Low-Noise Amplifiers" by P. O. Lauritzen and O. Leistiko. Fairchild Report AR93.
18. "Vacuum Tube Amplifiers" by Valley and Wallman. (M.I.T. Series). McGraw-Hill (1948). See p. 625.
19. "Spontaneous Fluctuations of Voltage" by E. B. Moullin. Oxford Press (1938). This is a fascinating book, because it conveys vividly the atmosphere of achievement, technical difficulty, and occasionally sheer mystery, which accompanied the unravelling of the basic principles of electrical noise.

Encoded Keyboard for Computers

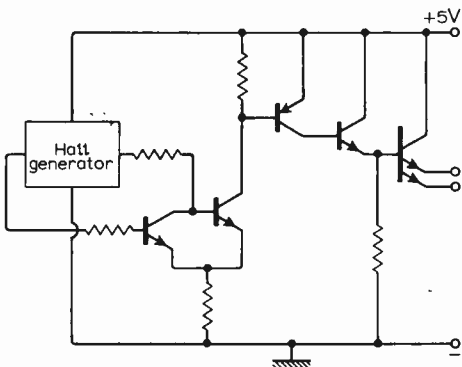
Based on the estimate that by 1975 some 75% of computer costs will be for peripheral equipment, mainly remote terminals, Honeywell Controls' Micro Switch Division set itself the task of developing an extremely reliable low-cost keyboard, envisaged as a terminal through which data can enter the complex network of peripheral equipment connected to a remote computer and for the extraction of information. Whereas in 1960 only a quarter of the cost of a computer system was spent on peripheral equipment, by 1967 this figure had risen to 43%.

It is expected that computers will play an increasing role in office routine and, because office staff have a working familiarity with typewriters, the new Honeywell keyboard is designed to resemble a typewriter keyboard. Communications between remote terminals could be so rapid that the enormous amount of mail passing between business locations might largely disappear.

A single major benefit of this alpha/numeric keyboard is the elimination of moving contacts which, besides providing longer life and higher reliability, brings a number of other advantages. It is electrically compatible with logic devices in other equipment (voltage and current levels are of the same order) and the usual bounce gate and delay circuits are not required. Operating speed is virtually unlimited since it could be keyed at the same speed as the logic circuits themselves. Furthermore the output from each key is electrically identical and no compensation for variations in contact resistance from switch to switch is required.

The secret of this high-speed contactless operation lies in the use of the Hall effect as a function of the key switch. (Hall effect is

Circuit diagram of the microcircuit showing the three distinct sections; Hall generator, trigger circuit and amplifier.



the variation of p.d. appearing round the edges of a specially treated semiconductor when it is passed through a magnetic field.) The special semiconductor is diffused into a silicon microcircuit which is inserted into the press-button key moulding itself and, when the key is depressed the microcircuit passed between two plastics magnets linked to form a U-shape. On the same silicon chip as the Hall generator is a trigger circuit followed by a Darlington pair providing an output of 3.5V from each key when operated. A circuit diagram of the microcircuit and an enlarged photograph of the actual chip are shown. The chip terminals are bonded to the lead frame which is fastened to one of two printed circuit boards within the keyboard.

A discrete binary computer code is provided for each key, encoding being achieved by a second printed circuit board mounted below the key termination board. By a process of inter-connection between the two printed boards, the keyboard can be encoded to suit hardware using hexadecimal, Boudot, 6-way binary, USASCII, EBCDIC or special codes according to user requirements. In its quiescent output state the keyboard has $50\mu\text{A}$ leakage current and in the operated state the maximum output current source is 10mA. Either positive or negative output is possible.

No fixed price is available at present but by mid-1971 Honeywell expect the price to be less than £60. The keyboard components are being imported from America and assembled at Honeywell Controls' factory in Scotland until consumer demand allows manufacture of the complete unit in the U.K., except for the silicon chips.

Announcements

RCA-ICL joint venture. RCA Great Britain Ltd and International Computers Ltd, have announced the formation of a jointly owned company RCA Magnetic Products Ltd. The new company will manufacture tape and other forms of magnetic products in Great Britain for the British and export markets.

Member firms of the **Association of Public Address Engineers** and several other companies are staging a joint display at the Basle International Exhibition of Industrial Electronics (INEL) which takes place from 4th-8th March next year. The Association's own three-day exhibition opens in Harrow, Middx., on 11th March.

Hunting Engineering Ltd., Electrocontrols Division, Dallas Road, Bedford, announce a marketing and manufacturing agreement with Automatic Timing and Controls of America. The agreement covers the complete range of **weigh-cells** and associated electronics.

A complete range of **medical electronic monitoring equipment**, manufactured by Harco Electronics Ltd, of Canada, is now available in the U.K. through S.E. Laboratories (Engineering) Ltd., 606 North Feltham Trading Estate, Feltham, Middx.

Marine television. A total of 41 vessels of Ellerman Lines Ltd., and Bibby Line, Ltd., are to be equipped with multi-standard television receivers by Marconi Marine. The vessels are also to have aerial arrays, for the reception of transmissions in Bands I and III.

Racal Communications Limited, have received a £27,000 order for a consignment of their "Squadcal" **s.s.b. manpacks** for the Zambian Army.

Guest Electronics have been appointed sole U.K. representatives for the entire range of products manufactured by **Theta Instruments Corporation** of New Jersey, U.S.A.

Dual Electronics, British agent for **Dual** hi-fi equipment from Germany, are now also marketing the German **Wega** brand audio equipment. Wega Sales Division, Dual Electronics Ltd., Radnor House, London Road, London, S.W.16.

Aveley Electric Ltd announce that their marketing interests of **U.S.S.R. products** will be confined to a few selected items of particular interest to British industry and not to the wide range of products publicized at the time of the recent Soviet Exhibition in London.

The sound and television distribution system for the 2,000 luxury homes in the City of London's **Barbican development scheme** will use the standard British Relay h.f. multi-pair system. Distribution to the first completed block of 114 flats includes BBC-2 colour.

A £15m contract has been won by Standard Telephones and Cables Ltd for the supply and installation of a broadband **microwave telephone transmission system** covering a route length of 1,600 miles in four Brazilian states—Rio de Janeiro, Espirito Santo, Minas Gerais and Sao Paulo. The microwave equipment will be of the latest solid-state 7GHz type with channel capacities of 300, 600 and 960. Also included in the contract is 1,250 miles of coaxial cable and multiplexing and power equipment for 128 stations.

Standard Telephones and Cables Ltd have been awarded a contract worth £150,000 by the Indian Department of Civil Aviation, to supply **instrument landing systems**. Calcutta, Bombay and New Delhi airports will be fitted with the STAN 37/38/39 ILS which is capable of automatically landing suitably equipped aircraft in "zero-zero" visibility conditions.

The Marconi Company have been awarded a contract worth nearly £1M by the Telecommunications Department of the Malaysian Government for the installation of a two-way **tropospheric scatter system** to provide a telephone and telegraph service between East and West Malaysia.

For the supply of **transportable h.f. stations**, Racal (Canada) Ltd, Ottawa, a subsidiary of Racal Electronics Ltd, of Bracknell, Berkshire, have been awarded a contract valued at almost \$1.4M by the Canadian Department of Defence Production.

A comprehensive "nurse-call" **communications system** and television and radio relay have been installed by British Relay in the new ward block of King's College Hospital, London.

The Marconi Company has recently installed and commissioned a £4,000 **closed-circuit television system** in the Jessop Hospital for Women, Sheffield. The camera used in the system, the Marconi V322B, has been designed specifically to meet the needs of educational closed-circuit television.

Three new 16mm **colour educational films** are available from Mullard Ltd. The titles are "The Klystron", and "Atoms and their Isotopes" parts 1 and 2, dealing with naturally occurring isotopes and man-made isotopes respectively. The films may be hired or purchased from the Mullard Film Library, Kingston Road, Merton Park, London, S.W.19.

Douglas A. Lyons and Associates Ltd. have changed their address from 32 Grenville Court, S.E.19, to 8 Ryeccotes Mead, Dulwich Common, London, S.E.21. (Tel 01-693-2855.)

Wireless World Colour Television Receiver

7. Intermediate-frequency amplifiers

Fundamentally, the i.f. amplifiers of a colour television receiver are substantially the same as those of a 625-line monochrome set. They differ considerably from those for 405-line television, however. For the British 625-line system, the polarity of the vision modulation is the opposite of that used in the 405-line system; the tips of the sync pulses correspond to maximum carrier level instead of to minimum. Frequency modulation is used in the sound channel instead of amplitude modulation, and, of course, the bandwidth needed for the vision signal is some 5MHz instead of only 3MHz.

The addition of colour affects the requirements very little except to make the bandwidth requirements more stringent. It is necessary for the i.f. response curve of a colour receiver to be smoother and more precisely tailored than that of a black-and-white set. It is also necessary that the shape of the curve should not change very much with variations in the setting of the gain control. It is usually said that the phase response of the amplifier is important for colour. This is true, but it does not normally have to be given much separate consideration. As long as minimum-phase networks are used, which is generally the case, the phase and frequency responses have a fixed relation and it is necessary only to consider the frequency response. Matters are helped, too, by the adoption in this country of the PAL system, which is less critical than the N.T.S.C. to defects of phase response.

The sound and vision signals are radiated on separate frequencies from separate transmitters. They are received on a common aerial and then amplified and converted to two separate intermediate frequencies in the tuner unit. The frequencies chosen are 33.5MHz for sound and 39.5MHz for vision. The vision signal is of the vestigial sideband type with a bandwidth of some 5MHz, so that the vision i.f. amplifier requires to have a -6-dB response at 39.5MHz and at about 34.5MHz. The colour sub-carrier is 4.43MHz and so falls in the i.f. amplifier at 35.07MHz.

In monochrome reception an excessive drop in response around 35MHz merely results in reduced definition in the final picture, which may hardly be noticed by non-critical viewers. In a colour receiver, however, the effect is much more drastic and cannot fail to be noticed, for it can mean the complete loss of colour!

This makes the tuning of a colour receiver much more critical than that of a monochrome set. The cut-off of the i.f. amplifier below 34.5MHz has to be very sharp to avoid interference from the sound signal. Slight mistuning one way brings in sound interference, just as in monochrome. Slight mistuning the other way removes the colour completely from the picture, whereas in monochrome the drop in definition might well pass unnoticed.

There are two possible ways of treating the sound i.f. channel. One is basically the same as that necessarily adopted in 405-line receivers. It is to have two separate i.f. amplifiers one for vision


and one for sound, with no more than, perhaps, a common first stage. This requires the use of a very stable oscillator in the frequency changer because of the narrow bandwidth of the sound i.f. amplifier. As the transmissions are at u.h.f. it is difficult to obtain the necessary stability.

Because of the adoption of frequency modulation for the sound channel on the 625-line system an alternative is possible. This is the use of the so-called intercarrier sound. The sound and vision signals pass together through the 'vision' i.f. amplifier and the response curve is shaped so that the response at the sound carrier is at least 26dB below that of the vision signal. At the video detector itself, or in a separate detector, the difference frequency of 6MHz between the sound and vision signal is produced and bears the frequency modulation of the sound signal. It will necessarily be affected also to some extent by the amplitude modulation of the vision signal. This is not great, however, as long as the sound signal at the detector is always weaker than the vision signal. This is the reason for the relative attenuation of at least 26dB of the sound signal in the i.f. amplifier. This is needed to ensure that on peak white and on saturated colour signals, when the vision signal reaches its minimum values, the vision signal is still stronger than the sound.

The 6-MHz f.m. sound signal thus produced is taken from the detector and amplified in the sound i.f. amplifier, which is tuned to 6MHz, and which ends in an f.m. detector, usually a ratio detector. Fairly high gain is needed for the 26-dB loss in the main amplifier has to be made up and good limiting action is needed to remove any amplitude modulation of the signal produced by the video signal.

Fig. 1 shows the complete circuit diagram of the vision and sound i.f. amplifiers together with the vision a.g.c. amplifier, and the first video stage. There is a three-stage vision i.f. amplifier, with a diode detector and a unity-gain first video stage. This feeds the luminance amplifier from its collector through a

General view of the printed-circuit board which carries all parts shown in Figs. 1 and 2



delay line to equalize the transit times of the luminance and chrominance channels. It feeds the a.g.c. amplifier and the chrominance amplifier from its emitter.

A two-stage d.c. amplifier provides gain-control bias for the first i.f. stage and for the tuner. The intercarrier sound signal is taken from the video detector and fed to a two-stage 6-MHz amplifier which culminates in a ratio detector.

The circuit embodies eight transistors and five diodes. All the transistors are silicon n.-p.-n. types and so require their bases and collectors to be positive with respect to their emitters. The transistors are thus like valves with positive grids in respect of the supply voltage polarity. However, Fig. 1 may seem a little confusing at first because it is the positive of the supply which is earthed to chassis.

It will be remembered from Part 4, Power Supply, that a common mains transformer winding provides, through separate rectifiers and smoothing circuits, two 20-V supplies, one with its negative earthy and the other with its positive earthy. The first is used for the chrominance circuits, the second for the i.f. amplifiers. If this were all, there would be no reason why both supplies should not have their negatives earthy. However, certain stages in the chrominance circuits need a 40-V supply, and by arranging the 20-V supplies with one having a positive earth and the other a negative, the 40V can be obtained across the two without any extra components.

Input circuit with traps

Although it appears to complicate matters the positive earth of the i.f. amplifier supply does not really do so. To avoid getting confused it is best to regard the -20-V line as the base line and to measure all voltages from it.

Referring again to Fig. 1, the input tuned circuit has the coil L_1 . The tuner culminates in a similar coil and is connected through a short length of coaxial cable to the bottom end of L_1 . In effect, there are two tuned circuits, one in the tuner and one in the amplifier, which are bottom-end capacitance coupled by

a capacitor in shunt with the capacitance of the cable. This capacitor is not shown in Fig. 1, since it is fitted at the tuner.

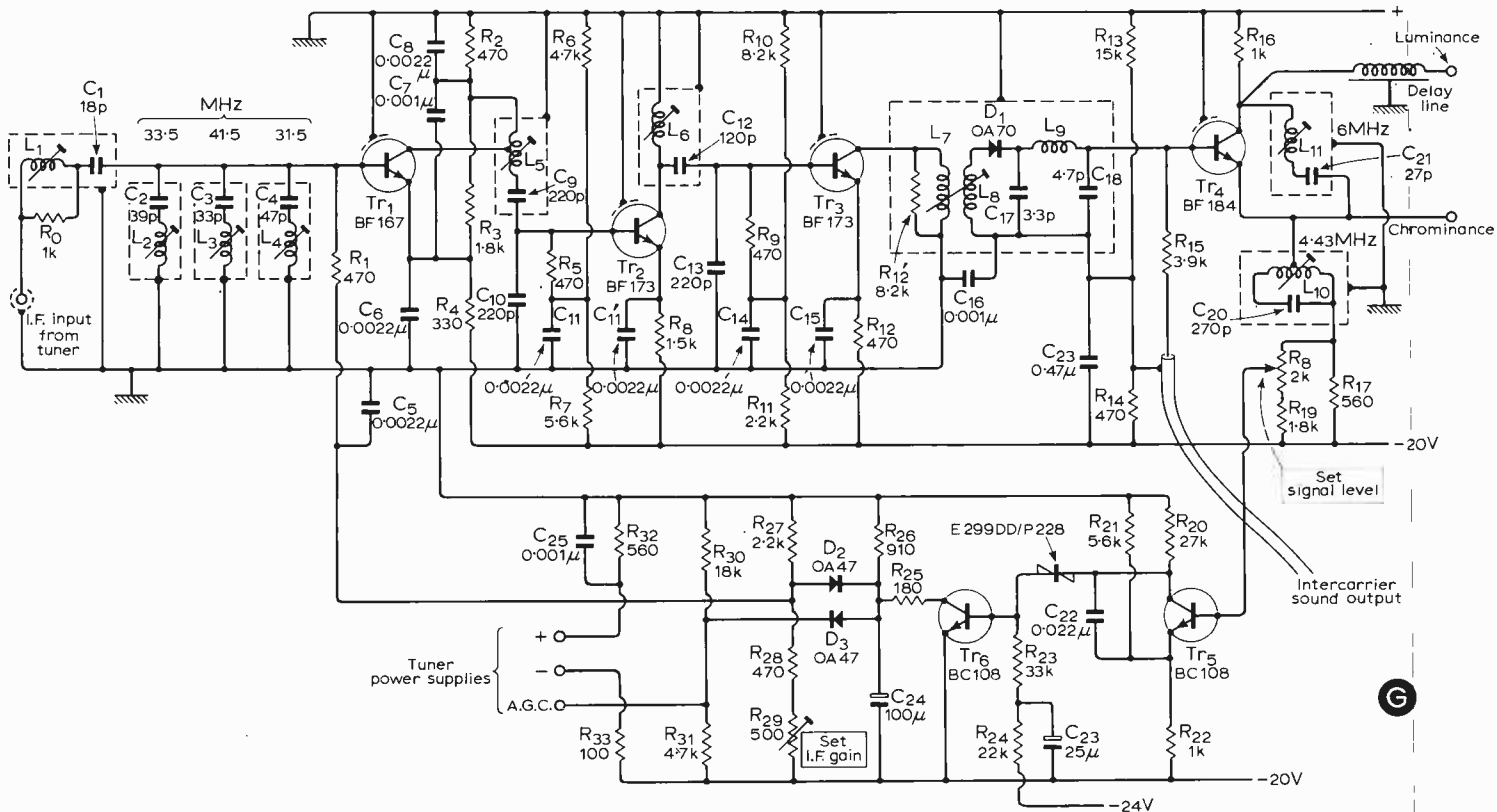
The transistors used all have an input capacitance of about 45pF. Ignoring the trap circuits for the moment, the tuning capacitance for L_1 is C_1 of 18pF in series with the 45-pF input capacitance of Tr_1 . The two form a capacitance potential divider across L_1 so that, in effect, Tr_1 is tapped well down the tuned circuit. The tuned circuit is thus less heavily damped than would at first appear by the base-feed resistor R_1 of 470 Ω in shunt with the input resistance of Tr_1 . This tapping down is needed to obtain proper damping of the tuned circuit, but it is also desirable because Tr_1 has a variable base bias for gain control. Its input impedance varies with bias, and tapping down reduces the effect of this upon the tuned circuit. The resistance R_0 in shunt with L_1 provides some additional damping.

The other input circuits are wavetraps. The first and most important is L_2C_2 which is tuned to the sound channel of 33.5MHz; the next L_3C_3 is tuned to 41.5MHz to reject adjacent-channel sound; and the third, L_4C_4 , is tuned to 31.5MHz to reject adjacent-channel vision (from a station on the other side, of course). Within the vision-channel pass-band L_2C_2 and L_4C_4 are both capacitive; their effective capacitance increases towards the high-frequency end of the pass-band and tends towards the sum of C_2 and C_4 , or 86pF. The other circuit L_3C_3 is inductive in the pass-band and to some extent offsets the capacitive loading of the other circuits.

The whole network is a complex one. In practice, the bandwidth of the whole amplifier is determined very largely by the 33.5-MHz and 41.5-MHz traps. The other circuits in the amplifier largely dictate the shape of the response within the pass-band, and they can reduce the bandwidth, but they cannot appreciably increase it above that set by the traps.

Basically, L_1C_1 and the tuned circuit in the tuner form a band-pass filter with a performance considerably modified by the traps on the secondary. The rest of the amplifier has single-tuned circuits as interstage couplings and the three circuits form a stagger-tuned triple with bandpass characteristics. The detector coupling L_7L_8 looks like a coupled pair, but the coils are so

Fig. 1. Circuit diagram of the vision i.f. amplifier, first video stage and automatic gain control system



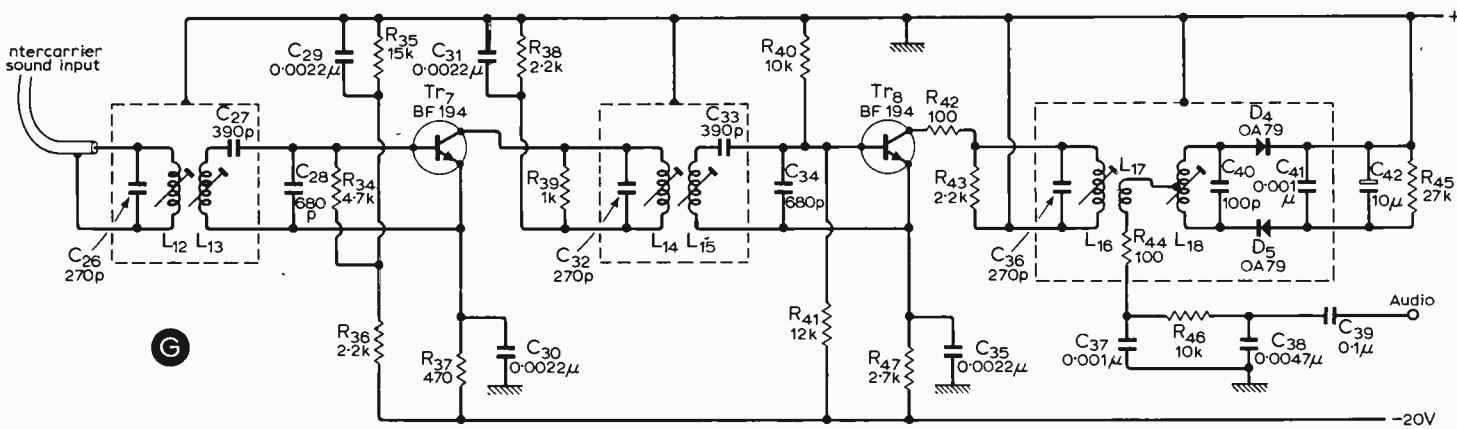


Fig. 2. Circuit diagram of the intercarrier sound i.f. amplifier. It is built on the same printed-circuit board as the vision amplifier

ightly coupled that they act virtually as one and form a single circuit tuned to 37MHz. The other tuned circuits are staggered, one at 35.5MHz and the other at 38.5MHz. These are the nominal frequencies used in the initial line up; they are afterwards modified experimentally to obtain the correct response curve.

In order to minimize the effect of variations in the output impedance of Tr_1 with gain control, the collector of this transistor is tapped well down the inductance L_5 . The next transistor Tr_2 is capacitively tapped down the circuit, being connected to the junction of C_9 and C_{11} , each of 220pF. Because of the input capacitance of Tr_2 the tapping point is a little more than half-way down the circuit. This is the circuit tuned to 33.5MHz.

Since Tr_2 operates under fixed-bias conditions its collector need not be tapped down the next coil L_6 , but the base of Tr_3 is capacitively tapped down, and further than in the case of Tr_2 , since C_{12} is 120pF, while C_{13} is 220pF plus some 45pF input capacitance of Tr_3 . Damping of the tuned circuits is provided by the base feed resistors R_5 and R_9 of 470 Ω each, and each in shunt with the input resistance of the following transistor.

D.C. Conditions

The d.c. operating points of Tr_2 and Tr_3 are well stabilized. In the case of Tr_2 , the base-feed resistance R_5 is taken to the potential divider R_6R_7 across the supply. By Thevenin's theorem, this is equivalent to connecting R_5 to the -20-V line through a resistance of $4.7 \times 5.6/10.3 = 2.5k \Omega$ in series with a battery of $20 \times 5.6/10.4 = 10.8V$. So far as d.c. is concerned, therefore, the base is returned to +10.8V (with respect to the -20-V line) through some 3k Ω . The emitter is returned to this same line through R_8 of 1.5k Ω .

It is possible to deduce the operating conditions approximately in very simple fashion. The base current is likely to be very small compared with the collector current, and with a silicon transistor the base is always about 0.65V positive to the emitter. If we further assume that the voltage drop in the 3-k Ω base feed resistance is small compared with the 10.8V to which it is returned, the potential of the emitter relative to the -20-V line is $10.8 - 0.65 = 10.15V$. Since R_8 is 1.5k Ω , the emitter current is $10.15/1.5 = 6.8mA$. Measurements, using the Model 8 Avometer on its 25-V range, give 10.8V for the base return and 10.15V for the emitter, with 20.5V for the supply. Current was not measured since this involves disconnecting components to insert a meter, and when a printed-circuit board is used one avoids this as far as possible.

In the case of Tr_3 the circuit arrangement is the same but the component values are very different. The equivalent base circuit is a resistance of $2.2 \times 8.2/10.4 = 1.73k \Omega$ in series with 470 Ω to make a total of 2.2k Ω returned to $20 \times 2.2/10.4 = 4.12V$. The emitter voltage is thus $4.12 - 0.65 = 3.47V$, and as R_{12} is 470 Ω , the emitter current is $3.47/0.47 = 7.4mA$. The collector-emitter voltage, however, is $20 - 3.47 = 16.53V$, compared with

$20 - 10.15 = 9.85V$ for Tr_2 . This is done because Tr_3 has to give a larger signal output than Tr_2 .

The video detector, with diode D_1 , is conventional and has a load resistance R_{15} of 3.9k Ω . The detector output comprises the complete video signal plus the 4.43-MHz colour components plus the 6-MHz intercarrier sound signal. This last is taken out by connecting the circuit $L_{12}C_{26}$ (Fig. 2) in series with R_{15} , the actual connection being made through a short length of coaxial cable.

The whole signal across the detector load is applied directly to the first video stage Tr_4 . This has a 1-k Ω collector load R_{16} and the video signal appearing here is fed out through the 0.6- μ sec delay line to the luminance unit described in Part 6.

The main emitter load is the 560- Ω resistance R_{17} which is shunted by a total of 3.8k Ω , making the emitter load effectively, about 490 Ω . The collector load is about the same, so the stage gives slightly less than unity voltage gain between base and emitter and a gain of nearly the same between base and collector. This is because the delay line is terminated in about 1k Ω in the luminance unit, which makes the total collector load about 500 Ω allowing for the resistance of the delay line.

The whole detector circuit is returned to the junction of R_{13} and R_{14} , which is equivalent to returning it through a resistance of $15 \times 0.47/15.47 = 0.455k \Omega$ to $20 \times 0.47/15.47 = 0.61V$.

The emitter potential is thus about $0.61 - 0.65 = -0.4V$, but the assumption of $V_{be} = 0.65V$ does not hold under these conditions and the emitter is actually just about at zero volts with respect to the -20-V line. The emitter current is thus about zero, so the collector-emitter voltage is almost 20V. This is, of course, with no signal, and the detector output is always positive-going.

A tapped tuned circuit is included in the emitter load. It comprises $L_{10}C_{20}$ and is tuned to the sub-carrier frequency 4.43MHz. Its purpose is to increase the cathode load at this frequency and, by increasing the negative feedback at this frequency, to give a trough in the frequency response at the collector output of about 6dB. This reduces the visible effect of sub-carrier frequencies on the picture. Such frequencies tend to produce a crawling-dot effect.

Another trap circuit, $L_{11}C_{21}$ is a series resonant circuit connected between emitter and collector, and tuned to 6MHz. This reduces sound-channel interference in both outputs since at 6MHz it tends to short collector and emitter together.

The trap is included mainly to reduce 6MHz in the chroma output, for in the luminance output the delay line acts as quite a good filter at 6MHz and alone reduces the 6-MHz signal considerably.

The sound i.f. amplifier (Fig. 2) is fairly conventional with coupled pairs of circuits between the stages. The primaries are all tuned by 270-pF capacitors. Except for the detector, the transistors are connected to the secondaries by a capacitance tap the

values being 390pF and 680pF. With 45pF for the transistor input capacitance, the lower arm becomes 725pF and in series with 390pF this becomes 250pF, so the total secondary capacitance is much the same as the primary. The tapping down is mainly to prevent the low input resistance of the transistors from damping the secondaries too much.

TR_7 is biased at the base through a resistor of $4.7k\Omega$ returned to a potential divider, which is equivalent to a resistance of $15 \times 2.2/17.2 = 1.93k\Omega$ returned to $20 \times 2.2/17.2 = 2.55V$. The emitter is thus at about $2.55 - 0.65 = 1.9V$ and the emitter current is $1.9/0.47 = 4mA$. There is a resistor of $2.2k\Omega$ in the collector unit which will give a voltage drop of $4 \times 2.2 = 8.8V$, so the potential between emitter and collector is $20 - 1.9 - 8.8 = 9.3V$. This assumes that the base current is negligibly small. In this case the base-circuit resistance is $4.7 - 1.93 = 6.63k\Omega$ so the approximation may not be too good.

In the second stage the potential divider resistors are much higher in value and there is no extra series resistor. The effective d.c. base return is through $12 \times 10/22 = 5.45k\Omega$ to $20 \times 12/22 = 10.9V$. The emitter voltage is $10.9 - 0.65 = 10.25V$ and so the emitter current is $10.25/2.7 = 3.82mA$. In the collector there is only a 100Ω resistor which will drop only $0.38V$, so the collector-emitter voltage will be $20 - 10.25 - 0.38 = 9.37V$. In spite of the very different circuit values, the actual operating conditions of the two transistors are virtually the same.

The final transformer is a discriminator feeding a ratio detector and is entirely conventional, the audio output being taken off through a blocking capacitor.

A.G.C. system

Turning now to the a.g.c. system, the vision detector produces an output which is positive-going on sync pulses and so does the video stage at its emitter. The no-signal emitter potential of Tr_4 is about zero and it increases with signal up to a maximum of about 9V. For anything much more than this the stage will bottom. The Set Signal Level control enables anything from the full emitter voltage to about one-half of it to be tapped off and applied to the base of Tr_5 . The full range of base voltage of Tr_5 is thus from zero minimum to 9V maximum taking into account the control as well as the signal.

The emitter voltage of Tr_5 will be about 0.65V less, giving a range here of zero to 8.35V and the emitter current in $1k\Omega$ (R_{22}) will be zero to 8.35mA. Actually the emitter is biased positively by $20 \times 1/6.6 = 3V$ through $5.6/6.6 = 0.85k\Omega$. Thus Tr_5 is cut off until the base input exceeds 3.65V. By adjusting the Set Level Control there can be at this point an initial delay to the start of a.g.c. action. When the input to Tr_5 exceeds the delay this transistor draws current and its collector potential falls below the no-signal value, which is actually 10V. As the collector load is $27k\Omega$ the maximum collector current is 0.74mA, and then bottoming occurs. However, the base input is the video signal and the maximum positive excursions correspond to the sync pulses. Although the mean current cannot exceed 0.74mA, the peak current can do so, for it can flow into the capacitance C_{22} of $0.022\mu F$. Peak currents of the order of the 8-mA or so mentioned earlier can thus flow during the sync pulses without causing bottoming.

The net result is that the collector potential of Tr_5 moves negatively with increasing signal. The collector is connected to the base of Tr_6 through a voltage-dependent resistor and there are then resistors totalling $55k\Omega$ taken to 4V below the $-20V$ line. Conditions here cannot be easily calculated because of the v.d.r. However, it can be seen that if Tr_5 is bottomed on a very strong signal Tr_6 is likely to be cut-off, whereas if Tr_5 is cut-off on a weak signal, Tr_6 will be drawing a large current. As the signal increases, therefore, the current in Tr_6 will fall from its maximum no-signal value.

With no signal Tr_6 is bottomed or nearly so, and its collector is nearly at the $-20V$ line. The cathode of D_2 is at $20 \times 180/1090 = 3.3V$. The anode of D_2 is taken to a point at $20 \times 0.47/2.88 = 3.26V$ to $20 \times 0.97/3.38 = 5.75V$, according to the setting of the Set I.F. Gain Control. Diode D_2 is normally conductive and remains so until the current in Tr_6 falls sufficiently to bring its collector potential above the delay voltage for which the Set I.F. Level Control has been adjusted. It then cuts off and thereafter leaves the bias on the i.f. stage at the value fixed by the Set I.F. Level Control. While D_2 is conductive the variations of collector potential of Tr_6 are conveyed through it as forward a.g.c. bias to Tr_1 .

The other diode D_3 is connected the other way round, and its cathode is joined to a point at $20 \times 4.7/22.17 = 4.1V$. Thus D_3 is non-conductive until the signal level has increased sufficiently to bring the collector voltage of Tr_6 above 4.1V. The output from the cathode of D_3 is then applied as a.g.c. bias to the r.f. stage in the tuner.

In broad outline what happens is this. Initially, there is a general delay on all a.g.c. because Tr_5 is cut-off. As the signal increases Tr_5 becomes operative and a.g.c. is applied through D_2 to the first i.f. stage. At a certain higher level of signal D_2 cuts off and thereafter the i.f. gain is kept at a fixed low level. At around this same point D_3 conducts, and thereafter a.g.c. is applied only to the r.f. stage in the tuner.

Components

The circuit diagram gives details of component values. A 30V rating is sufficient for all capacitors but there is, of course, no objection to a higher value. Capacitors which are included in coil cans must be physically small, and those which are associated with tuned circuits should have low losses. This is not because low losses are always specially necessary, but to avoid a variable factor. The losses in 'lossy' types are likely to vary greatly from one specimen to another.

Suflex capacitors are a very suitable type for those used in coil cans, but they must be handled very carefully. The leads are rather fragile and are easily broken if subjected to rough handling. The thin leads are doubtless intended to protect the component against excessive heat when soldering, for too much heat can produce an internal short-circuit. This is a definite danger when only very short leads can be used, as when the components are fitted into the coil cans. It is essential to use a heat sink while soldering unless the external lead length exceeds $\frac{1}{4}$ in.

The same type of capacitor can be used for by-pass purposes but here small tubular ceramic types are equally suitable. A few 0.001-0.002 F of such capacitors additional to those shown on the circuit diagram may be needed as extra by-pass capacitors at points which may vary in individual cases. Two models of the i.f. amplifier have been built. The first was a hand-made model with copper foil stuck to a board and carved out rather laboriously by hand. When this had been proved a drawing was made and a second model built on a proper printed circuit. This second model needed rather fewer 'extra' by-pass capacitors, but on the strength of two models only it is not possible to predict just what is needed in every case.

All coils except the video detector coupling and the sound discriminator are wound on Brayhead P1011/1 formers with P1001 terminal bases and P5000 short cans and have Neosid screw cores $4 \times 0.5 \times 6/900$. The other two transformers use Brayhead P1003/1 formers with P1001 terminal bases and P5000 long cans. The discriminator has one core the same as the others, but the other core in this and the one in the video detector can are Neosid screw cores $4 \times 0.5 \times 12.7/900$.

Details of the layout, points in construction, and the alignment procedure will be dealt with next month.

Letters to the Editor

The Editor does not necessarily endorse opinions expressed by his correspondents

High input-impedance amplifier circuits

In his article "High Input-impedance Amplifier Circuits" in the July issue of *Wireless World* Mr. Towers gives the

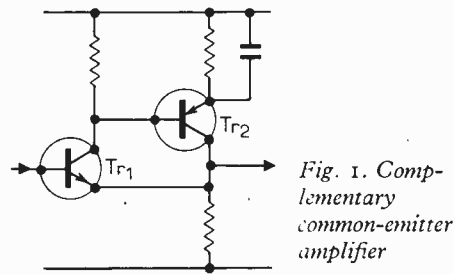


Fig. 1. Complementary common-emitter amplifier

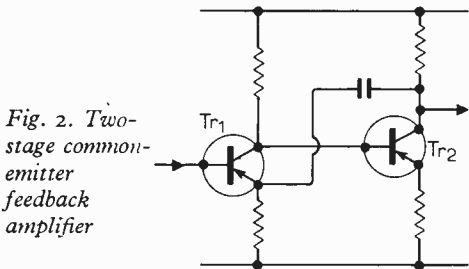


Fig. 2. Two-stage common-emitter feedback amplifier

circuit shown above in Fig. 1 and labels it "complementary n-p-n/p-n-p compound emitter follower" (Fig. 1g). In fact this circuit is a complementary version of the two-stage common-emitter amplifier shown in my Fig. 2 above. In Fig. 1 transistor Tr_2 is not operating as an emitter follower and the 2-stage circuit does not invert the signal; it follows that Tr_1 must be operating in the common-emitter mode.

The circuit does operate as a compound

emitter-follower however if the output is taken from the emitter circuit of transistor Tr_2 .

K. H. GREEN
Slough, Bucks.

Thank you for the interesting article by Mr. Towers on "High Input-impedance Amplifier Circuits" published in the July issue of *Wireless World*, which we very much enjoyed reading.

However, there is one point we would like to bring to your notice. That is, the circuits of Figs. 3(b), 3(d) and 4(a) will not function as he suggests. If we look at the equivalent circuit (our Fig. 1) it may be seen that, replacing the bootstrap capacitor by a short circuit (at the frequency of operation), the circuit reduces to that of Fig. 2 since $r_c \gg r_e$. The input impedance of this circuit is less than that for a conventional emitter follower, being

$$r_b - \beta r_e + \frac{R_E R_C}{R_E + R_C}$$

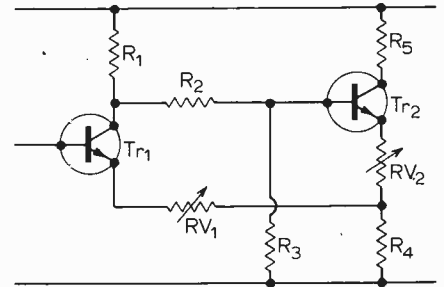
Readers may be interested in a possible modification to the Mullard circuit of Fig. 5(e). The circuit as it stands has an input impedance of $10^{12} \Omega$ at l.f. but this is shunted by the gate to drain capacitance of the BFX63. This gives an input impedance of about $250 M\Omega$ at 1 kHz. This, however, may be improved by a factor of about 30 by bootstrapping the drain as shown in our Fig. 3.

R. EBERHARDT and K. LUCAS
The University,
Southampton.

Schmitt triggers

In his enlightening article in the October issue on the simplified design of Schmitt trigger circuits, Mr. Marshman, I feel, has omitted to state one fact which may lead the uninitiated into some minor difficulties. It is that by using the potential divider R_1, R_2, R_3 to give reference to V_{on} , Tr_2 must never be saturated, which means the V_0 should always be less than $V_{cc} - V_{on}$.

The 0.1V differential between the bases of Tr_1 and Tr_2 is probably due to the slight



Mr. Stackman's Schmitt trigger circuit in which RV_1 ($RV_2 = 0$) adjusts V_{off} and RV_2 ($RV_1 = 0$) adjusts V_{on} .

difference between V_{BE} of Tr_1 , which can saturate at switch on, and V_{BE} of Tr_2 , which is not allowed to run in saturation.

It is often required to define the V_{on} or V_{off} of a circuit to within very fine limits and design for very small hysteresis (ripple detectors etc.), and one simple method of doing this is to design a Schmitt circuit to the outside limits of tolerance, and insert a trimming resistor in the manner shown in the diagram.

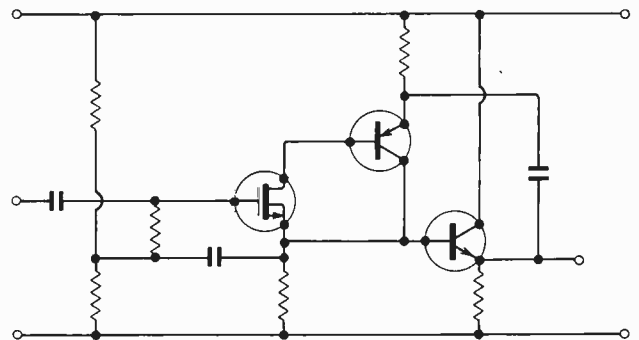
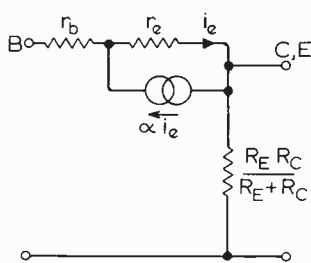
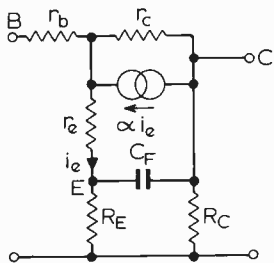
A. D. STACKMAN
Calne, Wilts.

Low-distortion class B output circuit

The article under the above title in your April issue introduces some interesting and novel features of design.

It appears to the writer that the approach to symmetrical operation has been made by speeding up the switch-on of the output transistors, thus sharpening up the toe characteristic. However, a slightly different approach can be made which can, at a slight cost, give more nearly matching toe characteristics, so that one can approach class AB behaviour (but with a less pro-

Figs. 1, 2 and 3 (left to right) referred to in the letter from R. Eberhardt and K. Lucas commenting on Mr. Towers' article



World of Amateur Radio

total with the Surrey Trophy going to the Mid-Essex v.h.f./u.h.f. contest group as the leading entry from England.

Ealing Activity

The Ealing and District Amateur Radio Society gave a demonstration of amateur radio and television at the Hanwell Community Centre on October 26 and 27, when operation was carried out on all bands from 160 metres to 3 cm.

Nigeria News

First holder of the new Chair of Communications in the Electrical Engineering Department at Ahmadu Bello University is Prof. R. Sturley, who until recently was chief engineer, external broadcasting, B.B.C. Although not a licensed radio amateur Prof. Sturley has given an assurance that he will encourage the development of amateur radio among his own students in particular and among those in Nigeria in general. Four members of the Nigerian Amateur Radio Society are on the staff of the university where a concentrated effort is being made among students to encourage them to take up amateur radio as a hobby, to which end an s.s.b. station is operating under the call 5N2AAU. Morse code instruction classes are being run for the second year in succession and elementary radio theory classes are to be arranged if there is sufficient demand.

News from Otley

Meetings of the Otley Radio Society are held every Tuesday evening at the society's own premises in Otley, Yorkshire. The society operates its own station (G3XNO) on top band during club nights. Winner of the recent senior section home constructional competition was F. Pickard with an electronic time switch and binary readout. The junior section was won by P. Fox with a transistor stereo amplifier. Publicity officer is T. George-Powell (G3NND), 82 Forest Avenue, Starbeck, Harrogate.

New I.A.R.U. Member

The Association des Radio-Amateurs de la Principaute de Monaco has been elected to membership of the International Amateur Radio Union and has now applied for membership of I.A.R.U. Region I (Europe and Africa) Division.

Gift from A.R.R.L.

A Viking-Ranger transmitter, donated by the American Radio Relay League for training purposes, is at present under construction in Nairobi under the supervision of Andre Saunders (5Z4KL). The transmitter will eventually operate under the call 5Z4RS with Fred Wade as first trustee of the station. Membership of the Radio Society of East Africa now stands at 110.

Luxembourg Steady Growth

At the annual general meeting of the Luxembourg National Society (RL) it was reported that membership had increased to 111 compared with 98 a year earlier. Since 1965 membership has increased by 50%.

JOHN CLARRICATS G6CL

Slow-Scan Amateur TV Success

Two-way pictures were recently exchanged between A. Backman (SM0BUO), in Stockholm, and S. Horne (VE3EGO), in Ottawa, on 14.18 MHz. This was the first time two-way pictures had been exchanged across the Atlantic by radio amateurs, although in December, 1959, C. McDonald (WA2BCW) successfully transmitted pictures to the United Kingdom. Slow-scan TV has been authorized by the Swedish and U.S. licensing authorities, the former until June 30, 1969, and the latter until March 31, 1969.

Frequencies (in kHz) authorized are as follows:

Sweden	U.S.
3600-3800	3725-3750
7050-7100	7150-7175
14100-14350	14175-14350
21100-21450	21000-21450
28100-29700	28100-29700

Project Moonray

Nicholas K. Marschall (W6OLO/2), writing in the Dutch National Amateur Radio Society (VERON) *V.H.F. Bulletin*, describes proposals to have placed on the surface of the moon a small 2.25kg lunar amateur translator package. This would be carried (if the authorities agree) on the third lunar module (LM-3) and the astronaut responsible would level, aim and turn on the transistor for what would be the first amateur moon-earth contact. Moonray project bulletins and progress reports are broadcast on 14.09 MHz on the first Monday of each month from 2300 to 2330 g.m.t. using the call sign K2SS. The transmissions are made by radio teletype followed at 2330 g.m.t. by an s.s.b. transmission lasting 30 minutes. Full details of the Moonray project can be obtained from Mr. Marschall, P.O. Box T, Syosset, Long Island, New York 11791, or from the European representative, H. Rifet, P.O. Box 13, Schiedam, Holland, who is editor of the VERON *V.H.F. Bulletin*.

Outstanding Services to R.S.G.B.

P. A. Thorogood (G4KD), who has been the manager of the R.S.G.B. annual radio exhibition for the past ten years and the society's London regional representative for an even longer period, has been awarded the Founder's Trophy by the council in recognition of his outstanding services to the society during the past 20 years. The Founder's Trophy was donated by the late

René Klein, who founded the society, as the London Wireless Club, in July 1913.

R.S.G.B. President 1969

J. W. Swinnerton (G2YS) is to succeed J. Graham (G3TR) as president of the Radio Society of Great Britain when the latter completes his term of office this month. Mr. Swinnerton has held a licence for many years and has been a member of the council of the society for the past ten years.

Interference on 70cm

Following an approach by the R.S.G.B., the German commercial airline Lufthansa has agreed to restrict the use of certain radio altimeter equipment while their aircraft are in U.K. air space.

New German Certificates

The German National Society (DARC) has approved the issue of two new German amateur radio awards. The first, known as the C.W. Speed Certificate, is being issued by the Nordrhein district of the DARC and is designed to promote telegraphy activity. The second will be issued to those who prove contacts with DARC district R. Further details of the c.w.s.c. can be obtained from H. Trappenberg (DL1OW), D-4018 Langenfeld, Flurstr. 36, and of the w.d.r. from K. Tipp (DJ8CV), D-5603 Wüfrath, Düsseldorf 11.

V.H.F. National Field Day

The most popular annual v.h.f. contest organized by the Radio Society of Great Britain known at V.H.F. National Field Day took place this year during the weekend September 7-8 when 91 entries were received compared with 69 last year. For the first time an entry was received for work done in the 10 GHz band. Individual band winners were: on 70 MHz, the Cumberland and Westmorland v.h.f. group; on 144 MHz, the combined Worcester and Loughborough group; on 432 MHz, the Mid-Essex v.h.f./u.h.f. contest group; on 1296 MHz, the A.E.R.E. (Harwell) Amateur Radio Club; on 2300 MHz, the G3MCS contest group and on 10GHz the Purley and Addiscombe (Croydon) group. The Mid-Ulster group and the Penine v.h.f. expedition group were Northern Ireland and Scottish winners respectively. The combined Worcester and Loughborough group were Welsh group winners and runners-up in the overall results

The Human Computer Reconsidered

A critical attack on a recent theory

by B. J. Conway, M. J. Hunt and G. J. Liston

In the May issue of this journal there appeared an article under the intriguing title, "The Human Computer". Its author, Mr J. R. Brinkley, proposed a non-linear mixer model for the human mind and a similar model for the process of conception.

The main features of this model are shown in Fig. 1 (reproduced from his article). Let us first decide what properties we expect in a black-box model of this type.

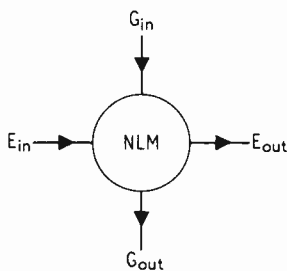


Fig. 1. The individual represented in terms of its information processing functions. G = genetic information, E = environmental information, NLM = non-linear mixer.

- (1) The model must be simpler than the original system. This, however, inevitably means that at some point it will break down.
- (2) Since we know nothing of the internal workings of the system represented, we can only map the corresponding inputs and outputs of model and system.
- (3) When the parameters used for these inputs and outputs are different in model and system (for example, not both voltages and currents), the correspondence between them must be clearly stated.
- (4) The model must exhibit the well-known properties of the system it represents.

To be plausible, a model must satisfy points (1) to (4). To be useful however, it must also satisfy a further criterion, viz., (5) That it should make clear predictions which can subsequently be verified on the original system. This is the only true test of its validity.

Indeed, the sole *raison d'être* of such a model, which contributes nothing to our understanding of the internal processes of the system it represents is that it should go on to make further predictions of some practical value.

The authors are 2nd year undergraduates at St. Catherine's College, Oxford, all reading physics.

Let us now examine the article in the light of these considerations.

Confused Parameters

We first notice that the writer never makes clear the correspondence between the parameters of the two systems he compares. Indeed, the linkage appears quite arbitrary and varies from case to case. This leads to glaring inconsistencies. For example, he attributes the heightened perception reported under the influence of L.S.D. to a reduction in the non-linearity of the mixer. In the very next paragraph he goes on to associate genius with an unusually *high* degree of non-linearity. Different effects are dredged up to account for the heightened perception of colours, distortion of dimensions, detachment from environment, etc. The fact that by permuting the mappings in a different order totally different (and wrong) predictions would have resulted, shows that you can explain any effect on Mr. Brinkley's model, provided that you know the answers in advance. This carries versatility too far.

Even the most fundamental relationships are not preserved by the model. Throughout his discussion he treats G_{out} (see Fig. 1) as a function of E_{in} . In other words, he says that experience gained in life is transmitted via gene modification to succeeding generations. He adopts this Lysenkoist viewpoint solely on the grounds of expedience, ignoring the fact that no experimental evidence has ever been produced to support this theory. Even in the Soviet Union, where strong ideological pressure exists to uphold this doctrine, it is now very much out of favour.

In fact, the author appears to have missed the central point of Darwin's theory. He dismisses random processes as being of secondary importance whereas they are, of course, essential to the whole process of evolution. There is no *systematic* selection of favourable characteristics—bad mutations simply die out.

He betrays a similar confusion concerning the processes involved in conception, and the need for his non-linear mixer in this case arises from this confusion. He maintains that twice the required amount of genetic information is present at conception and that the excess must somehow be removed. This is just not true: spermatozoa and ova each contain twenty-three chromosomes—exactly half the

number in a normal cell. It follows that at conception there is just sufficient information present to specify completely the genetic structure of the embryo.

The fact that children are not the mean of their parents was cited as further evidence for his model. In fact, this is a direct result of dominant and recessive behaviour in genes, which may even lead to the appearance in the child of characteristics dormant for several generations.

Mysticism

At times Mr. Brinkley waxes mystical. In a remarkable paragraph he purports to explain how a mysterious "life force" defeats the second law of thermodynamics. We do not underestimate the difficulty of proving rigorously that life and evolutionary processes obey the second law, but we maintain that you would have to consider all changes in the universe brought about by these processes and not merely surviving mortals, as Mr. Brinkley implies. Clearly, the non-linear mixer does not disobey the second law, so that the author's statement that his model explains the violation of this law by life processes is wrong either way. Either the law is universal, and all systems behave similarly in this respect, or else Mr. Brinkley's model behaves contrary to the system it represents.

Much of the latter part of the article is devoted to the importance of low frequencies in biological processes. We are at a loss to understand the relevance of these frequencies to the transmission of genetic information, this being entirely a problem of molecular structure. Although their importance in the context of speech and vision is clear, our objection in this case is that the author feels obliged to seek an explanation of their origin at an *atomic* level.

We feel that this is misguided. To take an example, the vibration of vocal chords accounts perfectly for the low frequencies of the voice. Would the author attempt to explain the note produced by a violin in terms of the high frequency oscillations of the atoms in catgut?

In the same section the writer attaches exclusive significance to the elements H, C, N , and O , dismissing the presence of others such as sulphur and phosphorus—equally vital—a merely adding "variety to the mix".

Battery Developments

He tacitly rejects the modern theory of molecular spectra in favour of his own rather eccentric explanation in terms of the combination of atomic frequencies. To this end he assumes some simple relationship between these frequencies and the number of electrons in the outer shell of each atom, basing this view solely on the significance of the arithmetic sequence 1, 2, 3, 4 for the atoms H, C, N and O. If Mr. Brinkley's atomic frequencies are at all related to the electronic structure of atoms they must be frequencies of emitted electromagnetic radiation or (classically) those of electron rotation. The first are measured directly from spectra. In either case they are not in the simple ratios Mr. Brinkley would like for the atoms in question. Thus experimental evidence refutes his assertions.

The rest of what was conjectured about H, C, N and O and of the control by "atomic frequencies" of the temperature range within which life can survive, is likewise untrue. The range of temperature in which life survives is ultimately controlled by the rates of chemical reactions. These slow reactions have rate constants which vary by a factor of between 2 and 3 over a range of about 10 deg. C at normal temperatures, due to the exponential factor $\exp(-E/kT)$ in the theoretical expression for the rate constant. The activation energy, E , must be provided by the total thermal energy of the molecules—what possible relevance can atomic frequencies of an electronic kind have to this problem of thermal energy? Atomic frequencies do not vary slightly with temperature as Mr Brinkley requires, but are grossly quantised. The main cause of temperature dependence of life processes is thus the $\exp(-E/kT)$ factor, which arises in the theory of statistical mechanics from purely thermodynamic arguments, these having no relation to any assumptions about atomic structure, let alone the nature of atomic frequencies.

Referring back to our original set of criteria for judging a model we must conclude that the author's model fails to satisfy the first four taken together. It now remains to see whether it satisfies the fifth: that of verifiable prediction.

Innocuous models might be excused a failure to satisfy our fifth criterion when they are first proposed—although one could have little faith in a black-box model until it had satisfied this criterion—but anything as wide in its scope as Mr. Brinkley's model, leaving a trail of discarded principles in its wake (Darwinism, genetics, molecular binding theory, etc.) must be most rigorously justified. We find, in fact, that the only prediction made by the author from his model is that "genetic and environmental information are of exactly equal importance to the generation of new information and hence to human progress". Since genetic and environmental information in the way that the author uses the terms, are so dissimilar in form it is impossible to equate them. His prediction, therefore, is unverifiable and provides no support for his model. Consequently his conclusion that educationalists should "reconsider their ways" is worthless.

Hence, we conclude that the NLM model also fails on the final count and must be rejected as shedding no new light on the problems it seeks to resolve.

The 6th International Power Sources Symposium was held at the Hotel Metro-pole, Brighton from September 24th to 26th. We have selected three papers, from those delivered, which seem of particular importance and interest to our readers. These are summarized below.

Cells with solid electrolytes

The limited shelf life, poor tolerance of temperature changes, and only moderate reliability of primary batteries, has hitherto ruled them out of consideration for a number of serious applications.

Early designs of solid state batteries (using solid electrolytes) resulted in units having long shelf lives, and good tolerance to temperature change, but having low electrical capacity and low current capability, due to the high electrolyte resistance.

However, a new class of solid state systems, with high conductivity electrolytes, has been designed in America¹. The potential of the individual cell units is 0.66V, and they are capable of delivering 0.9A/cm² when short circuited. Operation has been completely satisfactory over the temperature range—55°C to 74°C. At 25°C ninety per cent of the theoretical capacity can be drawn from the cells at a current density of 50mA/cm².

Fast charging secondary cells

The possibility of rapidly recharging secondary cells greatly increases the variety of their applications. Where there are short intervals between successive discharges, as in some portable power tools, the ability to charge up quickly will allow smaller and lighter cells to be employed—though more frequent charging sessions will be required.

There has been a quest, again in America, for ways of safely recharging sealed nickel-cadmium cells, and batteries of such cells, in one hour or less². Investigation over the past few years has revealed that rapid charging is made difficult only by the disastrous consequences of high level overcharging. As

soon as overcharging begins, heat and gas, internally generated, destroy the cell. Provided that the charging current stops precisely when the cell is fully charged, the whole process may be accomplished in one second at greater than 90% efficiency by delivering a 50A pulse to 10mAH cells. After 100 cycles of full charge and complete discharge there was no electrode damage. In practice fast charging rates are limited by the size and cost of the charging equipment required to deliver the high currents.

Fuel cell runs on gas

Development work is being done in England on a fuel cell running on natural gas³. A porous diaphragm, containing molten carbonates of lithium and sodium, separates the two electrodes. The anode (on the gas side), is of porous nickel, and the cathode (on the air side) contains silver, and oxides of copper and zinc.

The fuel to be oxidized can be a hydrocarbon mixture containing carbon dioxide, hydrogen gas containing carbon dioxide, or a mixture of steam and carbon monoxide. Carbon dioxide must also be present in the air for the cell to run properly.

A 'hot box' measuring 2ft x 2ft x 2ft, with the active cells occupying one half and a gas processing complex the other, can produce 5kW at 0.5V per cell. The electrical efficiency is about 30%, but waste heat can be used to reform the gas and improve its quality.

REFERENCES

1. Paper 18. "Solid state batteries" by Argue, Croce and Owens, *Atomics International* (a division of North American Rockwell Corp.) Canoga Park, California.
2. Paper 29. "Rapid recharging of nickel cadmium batteries" by Hadley & Carlson Jr., General Electric Co., U.S.A.
3. Paper 39. "Theoretical consideration of a molten carbonate fuel cell running on natural gas" by Bannochie & Clow, Energy Conversion Ltd., Basingstoke, Hants.

Test Your Knowledge

Series devised by L. Ibbotson* B.Sc., A.Inst.P., M.I.E.E., M.I.E.R.E.

7. Valves

1. The main advantage of the oxide coated cathode over tungsten and thoriated tungsten cathodes is that it

- (a) can be indirectly heated and give reasonable emission efficiency
- (b) is less susceptible to poisoning
- (c) has a longer life
- (d) is less easily damaged by ion bombardment

2. The material most commonly used to make anodes and grids for small thermionic vacuum valves is

- (a) tungsten
- (b) copper
- (c) nickel
- (d) iron

3. In a normal triode valve the grid is

- (a) much nearer to the anode than to the cathode
- (b) half way between anode and cathode
- (c) very near to the cathode
- (d) in contact with the cathode.

4. In a thermionic vacuum diode operating in the space-charge limited condition the anode current is not significantly dependent on

- (a) anode voltage
- (b) cathode temperature
- (c) electrode areas
- (d) electrode separation.

5. A diode with a tungsten cathode is operating in the temperature limited condition. Richardson's equation suggests that the current should not change as the applied voltage is increased; in practice we observe a small increase in current. This is due to

- (a) a reduction of the effective work function of the cathode by the electric field at its surface
- (b) tunnelling of electrons through the potential barrier at the cathode surface
- (c) a rise in temperature of the cathode due to thermal expansion.

6. The potential at the centre of the space charge in a thermionic vacuum valve in normal use is

- (a) lower than cathode potential

- (b) equal to cathode potential
- (c) between cathode and anode potential
- (d) equal to anode potential.

7. In a triode used as a small signal class A a.c. amplifier the alternating component of anode current is in phase with the alternating component of grid-cathode voltage

- (a) under all conditions
- (b) provided the anode load is resistive
- (c) provided the frequency is not too high
- (d) provided both the anode load is resistive and the frequency is not too high.

8. One of the following has the same order of magnitude in triodes and pentodes

- (a) the amplification factor
- (b) the capacitance between anode and control grid
- (c) the mutual conductance
- (d) the anode slope resistance.

9. For a triode or pentode there is usually specified a maximum value which the resistance of the external circuit between control grid and cathode must have when the valve is in use as a class A amplifier. This is

- (a) so that the input impedance of the valve will not be too high
- (b) to reduce the Miller effect
- (c) to prevent oscillation
- (d) so that positive ions captured by the control grid will not significantly alter its potential.

10. During normal operation secondary emission of electrons from the anode occurs

- (a) in all thermionic vacuum valves
- (b) only in indirectly heated valves
- (c) in tetrodes and pentodes only
- (d) in tetrodes only.

11. The potential relative to the cathode of the control grid in a thermionic vacuum valve

- (a) is never allowed to become positive
- (b) always becomes positive at some point in the cycle of input voltage
- (c) is allowed to become positive in small-signal amplifiers, but not in power amplifiers
- (d) is allowed to become positive in large power amplifiers, but not in small-signal amplifiers.

12. During the operation of a large power amplifying valve the anode generally becomes very hot. This is mainly due to

- (a) heat received by radiation from the cathode
- (b) heat received from the cathode by conduction through the valve envelope
- (c) heat generated by the large anode current due to high resistivity of the anode material
- (d) heat released when the electrons give up their kinetic energy on striking the anode.

13. When bottoming is allowed to occur during the operation of a pentode damage may be done to

- (a) the anode
- (b) the suppressor grid
- (c) the screen grid
- (d) the control grid.

14. For a pentode, having fixed grid voltages in the normal range, an anode current/anode voltage curve is plotted. If the screen grid voltage is increased and the curve replotted the second curve is found to

- (a) coincide with the first curve
- (b) lie entirely below the first curve
- (c) lie entirely above the first curve
- (d) cross the first curve at an anode voltage equal to the original screen grid voltage.

15. A pentode will act as a good constant current generator; over a wide range of anode voltage the anode current changes very little. The physical reason for this is

- (a) the space current is controlled almost entirely by the screen voltage
- (b) the cathode emission is space charge limited
- (c) the anode lead has a large resistance
- (d) the suppressor grid current increases as the anode voltage increases.

16. A variable- μ pentode is designed for use as an amplifier with a gain which can be varied over a wide range. The variation of gain is achieved by varying

- (a) the anode voltage
- (b) the screen grid voltage
- (c) the control grid bias voltage
- (d) the heater current.

17. The beam tetrode construction can only be used satisfactorily in valves designed for power amplification. This is because

- (a) the input impedance between the control grid and cathode is low
- (b) a large space current is needed to drive secondary electrons back to the anode
- (c) the beam forming action only works when the anode voltage is high
- (d) the large separation between the screen grid and the anode causes the electron transit time to be significant.

Answers and comments, page 479.

* West Ham College of Technology, London, E.15.

December Meetings

Tickets are required for some meetings: readers are advised, therefore, to communicate with the society concerned

LONDON

- 2nd. I.E.E.—Discussion on "Terminology for use in electrical measurements" at 17.30 at Savoy Pl., W.C.2.
- 3rd. I.E.E.—"Representation of multi-variable system behaviour by loci in the complex plane" by Dr. A. G. J. MacFarlane at 17.30 at Savoy Pl., W.C.2.
- 3rd. I.E.E.—Discussion on "Sampling techniques applied to signal recovery and display" at 17.30 at Savoy Pl., W.C.2.
- 3rd. Inst. Electronics—"Electronics in automation" by J. Reed at 18.45 at the London School of Hygiene & Tropical Medicine, Keppel St., W.C.1.
- 4th. I.E.R.E.—"Project technology—electronics in the schools" by G. B. Harrison at 18.00 at 9 Bedford Sq., W.C.1.
- 4th. S.E.R.T.—"Automatic train control" by I. Smale at 19.00 at the London School of Hygiene & Tropical Medicine, Keppel St., W.C.1.
- 5th. I.E.E. Grads.—"On the future of world communication" by Prof. C. Cherry at 18.30 at Wimbledon Technical College, Gladstone Rd., S.W.19.
- 6th. R.T.S.—"The use and abuse of closed-circuit television in anatomical teaching" by Dr. E. H. Ashton at 19.00 at I.T.A., 70 Brompton Rd., S.W.3.
- 9th. I.E.E.—Discussion on "The use of digital computing in navigation systems" at 18.00 at the Royal Aeronautical Society, 4 Hamilton Pl., W.1.
- 10th. I.E.E.—"Corona tubes" by Prof. F. A. Benson at 17.30 at Savoy Pl., W.C.2.
- 10th. I.E.R.E.—"Audio communication between divers" by B. Ray at 18.00 at 9 Bedford Sq., W.C.1.
- 11th. I.E.E.—"Broadcasting stereophony" by D. E. L. Shorter at 17.30 at Savoy Pl., W.C.2.
- 11th. I.E.R.E.—"Taking a close look at contacts" by Dr. T. Davies at 18.00 at 9 Bedford Sq., W.C.1.
- 12th. I.E.E.—Discussion on "The role of thin and thick films in micro-miniature equipment" at 17.30 at Savoy Pl., W.C.2.
- 12th. R.T.S.—"Television visual effects" by J. Kine at 19.00 at I.T.A., 70 Brompton Rd., S.W.3.
- 13th. I.E.R.E. & I.E.E.—Colloquium on "The technology of modern micro-circuit digital equipment" at 10.30 at Savoy Pl., W.C.2.
- 16th. I.E.E.—Discussion on "Electronic properties of the vitreous state" at 17.30 at Savoy Pl., W.C.2.
- 18th. I.E.E.—Colloquium on "Linear and non-linear device modelling for efficient design" at Savoy Pl., W.C.2.
- 19th. I.E.E.—"Matricon cathode-ray tubes" by G. Heftman and D. S. Hills at 17.30 at Savoy Pl., W.C.2.

BELFAST

- 2nd. I.E.E.T.E.—"The story of colour television—so far" by J. P. Hunt at 19.30 at Ashby Institute, Queens University, Stranmillis Rd.
- 5th. I.E.R.E.—"Metal oxide semiconductor transistors" by Prof. W. D. Ryan at 18.30 at the Ashby Inst., Stranmillis Road.

BRIGHTON

- 6th. I.E.E.—Christmas lecture: "There is more to electronics than meets the eye" by Dr B. H. Venning at 15.00 at the College of Technology.

BRISTOL

- 18th. I.E.R.E. & I.E.E.—"Instrumentation tape recording" by T. Read at 19.00 at the University.

CAMBRIDGE

- 11th. S.E.R.T.—"Automatic test equipment" by K. Brewster at 19.00 at the Cambridgeshire College of Technology, Collier Rd.

12th. I.E.R.E. & I.E.E.—"Impact of microelectronics for circuit designers" by R. S. den Brinker at 20.00 at the University Engineering Laboratories, Trumpington St.

CARDIFF

- 6th. R.T.S.—"Modern picture source synchronisation" by J. L. Bliss at 19.00 at Broadcasting House, Llandaff.
- 11th. I.E.R.E. & I.E.E.—"Circuit and systems design using digital computers" by J. S. Reynolds at 18.30 at the University of Wales Inst. of Science and Technology.
- 13th. S.E.R.T.—"The c.r.o. and its applications" by R. A. Watson at 19.00 at Llandaff Technical College, Western Ave.

CHELMSFORD

- 9th. I.E.E.—"The problem of maintaining complex electronic systems" by A. J. Wheeldon at 18.30 at the Lion & Lamb Hotel.
- 12th. I.Prod.Eng.—"Developments in metrology" by A. C. Dawe at 19.00 at The Hoffmann Manufacturing Co., New St.

CHELTENHAM

- 10th. I.E.R.E.—"Air traffic control" by D. R. Evans at 19.00 at the Government Communications H.Q., Benhall.

EDINBURGH

- 11th. I.E.R.E.—"High power u.h.f. transmitters" by D. Ingle at 19.00 at the Napier College of Science & Technology, Colinton Rd.

EVESHAM

- 9th. I.E.E.—"Concorde electrics" by H. Hill at 19.30 at the B.B.C. Training Centre, Wood Norton.

GLASGOW

- 12th. I.E.R.E.—"High power u.h.f. transmitters" by D. Ingle at 19.00 at the University of Strathclyde.
- 13th. S.E.R.T.—"A review of some developments in Post Office telecommunications" by A. Scott at 19.30 at the Y.M.C.A., 100 Bothwell St., C.2.

GLOUCESTER

- 12th. I.E.E. Grads.—"Video tape recorders" by G. Fry at 19.30 at the Technical College.

GUILDFORD

- 4th. I.E.R.E.—"Some circuit aspects of m.o.s. devices" by N. E. Broadberry and I. N. M. Edward at 19.30 at the Technical College.

HUDDERSFIELD

- 12th. I.E.E.T.E.—"Marine navigational aids" by G. J. McDonald at 19.00 at the College of Technology.

LEICESTER

- 4th. I.E.R.E. & I.E.E.—"Reliable low-distortion transistor audio amplifier" by P. J. Baxandall at 18.30 at the Physics Lecture Theatre, the University.
- 4th. I.E.E.T.E.—"The Decca Navigator system—a radio aid for ships and aircraft" by A. Brooker-Carey at 19.30 at the College of Technology, The Newark.
- 13th. I.E.E.—"Solid state devices" by D. T. Davies at 19.00 at the College of Technology.

LETCHEWORTH

- 4th. I.E.E.—Children's Christmas Lecture: "B.B.C. radiophonic workshop" by D. Briscoe at 15.00 at the College of Technology.

LIVERPOOL

- 11th. I.E.R.E.—"Induction motor speed control" by D. R. Aubrey at 19.00 at the University Dept. of Elec. Eng'g. and Electronics.
- 11th. I.E.E.T.E.—"Communications by satellite" by V.C. Meller at 19.00 at the Building and Design Centre, Hope St.

MADSTONE

- 2nd. I.E.E.—"Colour television" by B. J. Rogers at 19.00 at the Royal Star Hotel.

MANCHESTER

- 4th. I.E.E.—"Computer aided design" by J. V. Oldfield at 18.15 at the University of Manchester Inst. of Science & Tech.
- 19th. I.E.R.E.—"A pay television system and equipment" by Dr. G. L. Hamburger at 19.15 at the University of Manchester Institute of Science and Technology.

MIDDLESBROUGH

- 5th. S.E.R.T.—"Computer traffic control" by A. Gregory and H. A. Codd at 19.30 at the Cleveland Scientific Institute, Corporation Rd.

NEWCASTLE-UPON-TYNE

- 4th. S.E.R.T.—"Computer traffic control" by A. Gregory and H. A. Codd at 18.45 at the Charles Trevelyan Technical College, Maple Terrace.
- 11th. I.E.R.E.—"Film electronics in the seventies" by J. C. Maddison at 18.00 at the Inst. of Mining & Mech. Engrs., Westgate Road.
- 16th. I.E.E.—"Optical communications" by D. Williams at 18.30 at the Rutherford College of Technology.

NORWICH

- 5th. I.E.E. & I.Mech.E.—"Men, circuits and systems in telecommunications" by J. H. H. Merriman at 19.30 at the Assembly House.

PORTSMOUTH

- 10th. S.E.R.T.—"Design and development of colour television components" by A. W. Lee at 19.00 at Highbury Technical College, Dovercourt Rd., Cosham.

PRESTON

- 11th. I.E.E.—"Colour television receiver design" by B. J. Rogers at 19.30 at the Harris College.

READING

- 5th. I.E.R.E.—"Digital voltmeters" by G. W. Boulton at 19.30 at the J. J. Thomson Physical Lab, the University.

REDHILL

- 4th. I.E.E.—"Changing patterns in communications" by D. Wray at 19.30 at the Mullard Research Labs, Salfords.

RUGBY

- 3rd. I.E.E.—"On the future of world communications" by Prof. C. Cherry at 18.15 at the College of Eng'g Tech.

SHEFFIELD

- 4th. I.E.E.—"Operation of the Eurovision system" by A. R. Elliott at 18.30 at the University.
- 10th. I.E.E.—Faraday Lecture "Microelectronics" by P. E. Trier at 19.30 at the City Hall.

SOUTHAMPTON

- 4th. S.E.R.T.—"Digital integrated circuits" by K. G. Nichols at 19.30 at the College of Technology, East Park Terrace.

TORQUAY

- 12th. I.E.E.—"Satellite communication" by J. M. Brown at 14.30 at the Electric Hall.

Late November meetings in London

- 26th. I.E.R.E.—"Frequency modulation transducers" by J. Agar at 18.00 at 9 Bedford Sq., W.C.1.
- 27th. I.E.R.E.—"World telephone communication" by S. Welch at 18.00 at 9 Bedford Sq., W.C.1.
- 27th. B.K.S.T.S.—"The usable sensitivity of a radio receiver" by J. Moir at 19.30 at the Royal Overseas League, Park Pl., St. James's St., S.W.1.
- 29th. I.E.E.—Colloquium "Computer methods in network design and synthesis" at 09.30 at Savoy Pl., W.C.2.
- 29th. R.T.S.—Symposium "Television news techniques" at 17.00 at the I.T.A., 70 Brompton Rd., S.W.3.

A Flexible Expander/Compressor


A means of achieving loudness control by using a photo-electric potential divider

by M.B. Catford,* B.Sc.

Some years ago, during the early stages of the now widespread interest in the high quality reproduction of music from disc records, there was a general realization that some degree of expansion of the dynamic range of the recorded sound, within the reproducing circuitry, and automatic in action, could lead to enhanced enjoyment for the critical listener, since it could be used to counteract the peak limiting or compression unavoidable in disc recording. Many records were then unwittingly also records of how not to use a compressor, in that the results of its use were only too evident to the listener's ear. In the last ten years, the advances in techniques, including the universal re-taping and editing of original tapes before cutting the disc record, have made the life of the control engineer easier, so that the compression is today not so obvious. Many listeners to records made in recent times may question the advantage of any expansion of the dynamic range. But a few, super-critical perhaps, seeking the best possible reproduction of the sound as originally recorded, will notice that a passage for cello and oboe which has an average level only 10 dB down on that of the full orchestra, or who are repeatedly disappointed at the degree of surprise which the composer surely intended, at the sudden trumpet call in the middle of the William Tell

*The Dept. of Scientific and Industrial Research, New Zealand. Mr. Catford died in January of this year, before disclosing full details of the circuitry. The details presented here were obtained from extra material supplied by Mr. J. A. Bourne after an examination of Mr. Catford's equipment.

A view of the expander/compressor chassis showing the mounting of the main components. It is believed that the author had a frequency division network in his system, with a separate photoelectric control unit for each part.



overture, and are thereby forcefully reminded of the restrictions imposed by the recording process.

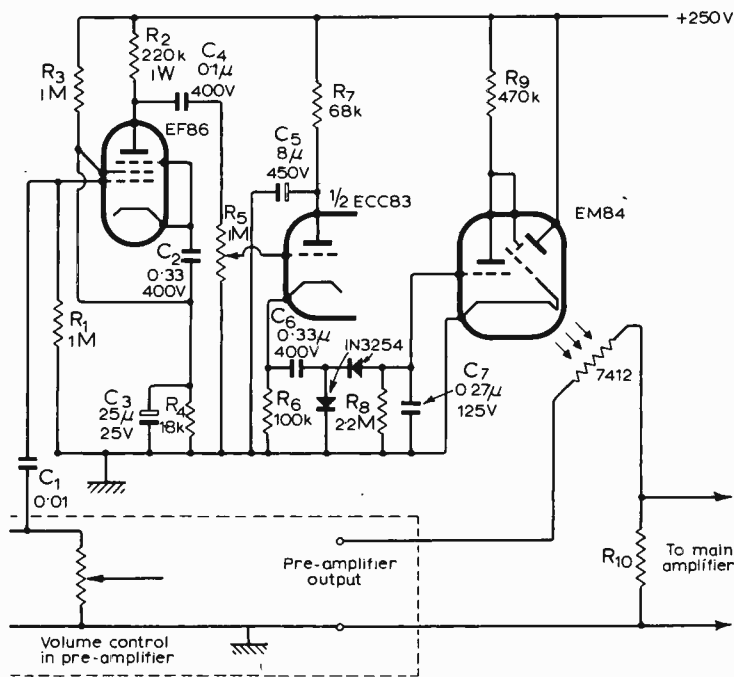
In the other direction, many a tape recording enthusiast must have longed for an easily adjustable compressor, which would look after the unrehearsed peak intensity in his own taping of a live performance.

Offers by manufacturers of a photo-resistive unit, comprising a filament lamp mounted in the same assembly as a photo resistor, may have prompted some of them to reconsider the published circuits for volume expansion, and experiments in that field carried out in days gone by. Those who find that dynamic range expansion or compression is either attractive or essential, may care to try the method used by the writer during the last two years.

The basic idea is simple. Replace the filament lamp as light source with an electronic light source like that of the C.R.O. screen. This has manifold advantages which are not immediately obvious, and can be done with great economy by using as the source, a tuning indicator, EM 84. This valve cum electron gun device needs no high voltage supply; it exhibits two fluorescent strips, normally separated by a considerable distance if input volts are zero, but the proximal end of these strips approach each other more and more closely as the grid input voltage is raised. The amount of light emitted by these strips is approximately proportional to their area. Inspected through a coloured filter, it will be found to contain a large amount of orange-red light, and it is this portion with which the photo-resistor family are concerned. The earlier 'magic eye' indicator with its green fluorescence would not be perceived as a light source by any ordinary photo-resistor.

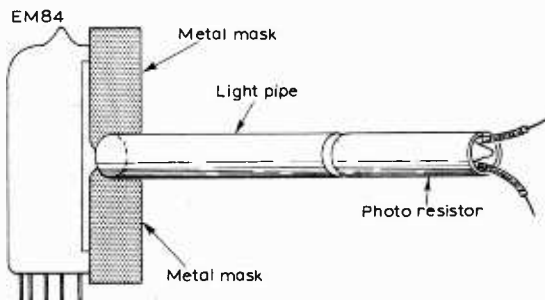
If an EM 84 indicator, to which the audio signal is fed at the triode grid, is placed in a dark box, which also contains a photo-resistor such as the RCA 7412, we can utilize the light-modulated resistance in a network involving only one other normal resistor, so as to form a potential divider which automatically responds so as to enhance signal peaks applied across the network, or to level out these peaks, according to whether the photo-resistor forms the 'top' part or the 'lower' part of the divider.

The photo-resistor so arranged will respond only to the general level of the light intensity within the box. This alone is not satisfactory, for the simplest calibrating test will show that the fluorescing strips of the indicator increase in area in logarithmic relationship to the input signal voltage. This effect, achieved by suitably shaping and disposing the internal electrodes, is ideal for use as a tuning indicator, but as a light source for a volume expander would cause a large change of loudness for a certain input change at a low average signal level, and a very much smaller change in loudness for the same signal change if the average level was high. Clearly something must be done to at least straighten out this logarithmic response, and even, if possible, to reverse its direction. This is



The circuit for audio control of the light intensity of the EM 84 when used as a light source for the photo-resistor. By inverting the potential divider feeding the main amplifier the unit's function may be inverted.

The disposition of parts in the unit. This may better be seen in the photograph.



very easily done. All that is required is that the photo-resistor shall be placed quite close to the screen of the indicator, and at a point mid-way between the two ends of the fluorescent strips. When these are well separated, they still emit light, but this is all in the peripheral field of the view as seen by the photo-resistor, which therefore almost ignores any small changes in the quantity of light. It is not until the ends of the strips come together, and are almost opposite the close spaced photo-resistor, that it sees them effectively. From that intermediate condition, the now decreasing response of the indicator, because of its logarithmic law, will have more and more effect on the photo-resistor, right up to the apparent point of saturation when the strips meet, and surprisingly, beyond this point, for an increased amount of light is emitted from the strips even when they overlap each other. Such a disposition of indicator and photo-resistor, with normal values of circuit components and supply voltage, can result, for a change of input signal of 20 volts, in a resistive change of 10 megohms to 0.1 megohm, or 100 to 1. As an element in a resistive potential divider used as a volume control, this can be used if need be to occasion really violent loudness change.

off by reduction of the audio level. Values here are emphatically non-critical, and a time constant of 1 second is a good starting point for adjustments by trial.

Now we can review some of the advantages of such a system. Firstly, since the light flux changes are electronic in origin, and the phosphors used appear to be similar to those employed in the C.R.O., we certainly have instant response. It is in fact fast enough to 'catch' the beginning of a percussion sound, such as a drum tap or a piano note. Secondly, since the input signal is applied to an open circuit, comprising the triode grid of the indicator, it cannot be inadvertently destroyed by burning out. Thirdly, a most important advantage, the response law can be changed at will in a manner impossible with any other form of light source.

The EM 84 is entirely satisfactory when used as recommended, although if need arises, it is capable of astonishing light output on higher voltage at anode and target. The photo-resistor, RCA 7412 is virtually placed with its envelope axis at right angles to that of the indicator, with a spacing of 1/16 in to 1/8 in between the two components. Virtually—because in practice it is a good idea to interpose a heat insulator in the form of a short light pipe. This consists of a 2 in length of clear glass rod about 1/4 in diameter. This light pipe keeps the temperature sensitive photo-resistor away from the heater of the indicator. Without this precaution, the performance of the expander will gradually fall off during several hours of use. Ideally the ends of the glass rod should be flat and polished, but in practice a clean and chip free break surface works almost as well. Glass seems to be better for this purpose than a clear plastic.

A description of a typical expander as used in the writer's equipment will show how this is done. The audio input signal for operating the expander is taken from the live end of the volume control in the pre-amplifier. This is at millivolt level, so it is passed through a one stage voltage amplifier, adjusted to achieve an output of some 25 volts average on the loudest audio passages. This is applied by way of a parallel fed potentiometer to a cathode follower, the potentiometer allowing adjustment of the degree of expansion. The cathode follower, through a double diode connection, feeds a resistance-capacity circuit and the indicator input grid. The time constant of this shunt circuit controls the decay envelope after expansion is cut

Now the final refinement; a thin metal diaphragm is placed between the indicator and the glass rod light pipe. It is slit at a place opposite the end of the rod. The corners of the slit, and the width of the slit, are altered by snipping with fine scissors or by bending the metal foil with forceps, until trial shows that the mask so formed gives the desired, and stepless, response.

For the majority of the writer's records, the expansion is set at zero. Since those records in which its expanding action seem to be required are from different recording studios, controlled by various recording engineers, using different equipment, it would seem to be an impossible task to attempt an exact compensation for the compression used on any particular occasion. The mask outline, together with the expansion control, are therefore in theory a glorious compromise. In fact it is not a difficult job to adjust things so that even a very critical ear is unaware of just why the record sounds more realistic on this equipment than it does on another which has no expander. This, demonstration sessions apart, is its real function.

The expander can also be used to do some cheating. The dynamic range of a recording can be expanded by settings which result in hearing the loudest passages normally, but all others quieter than as recorded. One can argue about this being less faithful as a reproduction of the original sound, but the end result is very pleasant, since surface noise is inaudible at all times.

New Products

M.O.S. 'Tetrode'

A combination of important valve and transistor features are claimed by Mullard for the m.o.s. transistor type BFS28. With high input impedance and low distortion it can handle a wide dynamic range. It has high gain (18dB at 200MHz) and low noise (2.7dB at 200MHz). All these features make it particularly suitable for use in the front-end of v.h.f. receivers. Cross modulation performance is improved and spurious response reduced to a minimum by the linearity of the device. Low feedback capacitance (0.025pF at 10MHz) ensures operating point stability and reduces oscillator feedthrough. The dual gate construction allows for linear mixing. Encapsulated in a TO-72 can, the maximum drain-to-source voltage is 20V, and maximum drain current 20mA. Mullard Ltd., Mullard House, Torrington Place, London W.C.1

WW 331 for further details

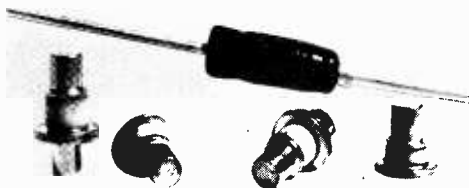
Matched F.E.Ts

Semitron are now providing f.e.t.s type C97E and C98E with the basic parameters matched to within 5% and with pinch volts selected to better than 5mV. The f.e.t.s are n-channel types and the main application for the matched pairs will be in differential amplifiers. Maximum drift over the temperature range -50°C to $+70^{\circ}\text{C}$ is better than $50\mu\text{V}/^{\circ}\text{C}$. Semitron Ltd, Cricklade, Swindon, Wiltshire.

WW315 for further details

Step-recovery Diodes

Hewlett Packard have coined two new parameters for step-recovery diodes which they say will remove the need for component selection within a selected range by circuit designers. The transition from low- to high-impedance upon bias reversal is not a simple step function, but may include a more slowly rising ramp before the main transition and a rounding off of the trailing edge. Hewlett Packard now use the terms "ramping" and "rounding", specified as a percentage of total transition time, to describe these phenomena. Three new step-recovery diodes announced by Hewlett Packard are 5082/0200, /0201, and /0202 that have transition times from 85ps to 300ps, breakdown volt-



ages between 10 and 20%. The devices are available in a choice of two ceramic packages (0.3pF and 0.4nH or 0.2pF and 0.5nH) or in a DO-7 glass package (0.25pF and 4nH). Small quantity price is from about £3 10s to a little over £18 per item. Hewlett Packard Ltd, 224 Bath Rd, Slough, Bucks.

WW 302 for further details

M.O.S.T. Shift Registers

Three new shift registers, one static and two dynamic, now augment the range of m.o.s.t. circuits available from SGS-Fairchild. The static device, the 3300, is a 25-bit, three phase, serial access shift register in a ten-lead TO-100 can. Designed for operation up to 250kHz, it consists of 25 flip-flops arranged in three strings to give input and output access at 16, 8 and 1-bit increments. The output of the last bit in each string is buffered to provide good capacitance driving ability. Characteristics of the 3300 include a noise margin of 1V and a typical power dissipation of 2mW/bit. Only one external clock drive is required as the other two phases are generated internally. The first of the dynamic registers is the 3303 which is a 25-bit serial access shift register which is also in a TO-100 case. The register, which will operate from 10 to 500kHz, consists of two 25-bit serial strings of data storage elements controlled by two common shift lines. The more complex 3320, which is a 64-bit shift register/accumulator, will operate from 10kHz to 2MHz. It incorporates additional input logic to provide control of the loading of new data or the recirculation of existing information. SGS-Fairchild Ltd, Aylesbury, Bucks.

WW 335 for further details

Operational Amplifier

Designed to operate in either the inverting or non-inverting mode, with a wide range of power supply voltages, the Burr-Brown model 3038/25 universal operational amplifier has an f.e.t. input. Input impedance is $10^{11}\Omega$ and offset current is 50pA at 25°C . Voltage offset drift is typically $\pm 15\mu\text{V}/^{\circ}\text{C}$ at the input. Power supply voltages can be balanced or unbalanced and from $\pm 40\text{V}$ to $\pm 135\text{V}$ d.c. The amplifier's maximum output voltage swing is equal to the supply voltage less 20 volts in each direction. Output current can be as high as $\pm 20\text{mA}$. Supply rejection is such that if both supplies vary from 40V to 135V at 120Hz the ripple voltage at the amplifier input will be less than 1mV. Up to 100V common-mode voltage can be accepted with a d.c.-to-100Hz common-mode rejection ratio of 90dB. The slew rate is guaranteed to be $12\text{V}/\mu\text{s}$ (minimum) and rises with increasing power supply voltage. The encapsulated model weighs less than 120g and measures $61 \times 45.8 \times 15.3\text{mm}$. It requires a maximum of $\pm 10\text{mA}$ quiescent current. Price of model

3038/25 is £83 in 1-9 quantities. A companion unit, model 3138/25 has identical specifications, except that voltage offset is typically $45\mu\text{V}/^{\circ}\text{C}$ and the price £59. General Test Instruments Ltd, Gloucester Trading Estate, Gloucester, England. WW 329 for further details

Electronic Multimeter

An electronic multimeter introduced by Smith's Industries employs an f.e.t. chopper/amplifier measuring circuit and costs approximately £70. Overload protection is provided by a fast-acting electro-mechanical cut-out, a fuse, an input circuit flash-over path and various diodes. The meter is powered by four 1.5V miniature cells that are claimed to have an average life of six months. The taut ligament movement is temperature compensated magnetically and has a basic sensitivity of $17\mu\text{A}$. Voltage ranges (there are 13 a.c. and 13 d.c.) start at 1mV f.s.d. and finish at 1000V f.s.d. in a 10, $\sqrt{10}$ progression with a sensitivity of $1\text{M}\Omega/\text{V}$ or $10\text{M}\Omega$ whichever ever is the lower. The dB ranges span -60 to $+50$ dB, $\text{OdB} = 0.775\text{V}$. There are




14 a.c. and 14 d.c. current ranges with f.s.d.s of $1\mu\text{A}$ to 3A. Accuracy on the current and voltage ranges at 50 and 60Hz is $\pm 1\%$ falling to $\pm 3\%$ at 20kHz. Resistance is covered in six ranges with f.s.d.s from 500Ω to $50\text{M}\Omega$, centre scale of the upper and lower ranges being $1\text{M}\Omega$ and 10Ω respectively. The six capacity ranges have f.s.d.s from 50nF to $5000\mu\text{F}$. The meter can be used in conjunction with an iron/constantin probe to measure temperature in two ranges 0 to 18°C and 0 to 180°C . Smith's Industries, Kelvin House, Wembley Park Drive, Wembley, Middx.

WW 301 for further details

Portable Oscilloscope

Type 323 portable oscilloscope from Tektronix is semiconductor-built and may be powered by external a.c. or d.c. supplies or internal batteries. It is small, weighing approximately 4kg with batteries, and has low power consumption. Bandwidth of 4MHz is provided at $10\text{mV}/\text{div}$. deflection factor. For low signal level applications a $1\text{mV}/\text{div}$. deflection factor is provided at 2.75MHz bandwidth. Sweep rates are $5\mu\text{s}/\text{div}$. to $1\text{s}/\text{div}$. A X10 sweep magnifier extends the fastest sweep rate to $0.5\mu\text{s}/\text{div}$. Single control knob automatic or manual level sweep triggering, positive or negative slope, is provided. With no input the automatic trigger mode provides a bright baseline reference at all sweep rates. The c.r.t. uses a low-power, directly heated cathode, providing a display two seconds after turn-on. A 6×10 div. internal non-illuminated graticule permits parallax-free measuring. (This instrument



is the first product of the joint venture between Tektronix Inc. and the Sony Corporation.) Tektronix U.K. Ltd., Beaverton House, Station Approach, Harpenden, Herts.

WW 322 for further details


Grey-scale Generator

Marconi Instruments' grey-scale generator type TF 2909 produces 625-line television test waveforms for the measurement of non-linearity distortion. Staircase (5, 7 or 10 steps) or sawtooth waveforms are provided at every fourth or fifth line. The other three or four lines may be switched from black- to white-level at a low frequency rate with manual, remote or internal operation. For the measurement of colour non-linearity, a subcarrier can be superimposed on the staircase or the sawtooth, and 10Hz of sub-carrier reference burst is available on each line. The sub-carrier may be either internal (4.433 MHz) or provided externally from 0.5 to 5MHz. To provide a composite video signal, the waveform can be triggered from an internal crystal oscillator, or by a television studio source. A version of this equipment for 525-line use is available. Marconi Instruments Ltd., St. Albans, Hertfordshire.

WW 333 for further details

Instructional Equipment

A new teaching aid shown at this year's Manchester Institution of Electronics Show is in the form of a functional circuit diagram called Locktronics. Electronic components are mounted singly underneath carriers which are located via spring contacts between upright metal connecting pillars on a baseboard. The appropriate component symbol is marked on the upper side of the carrier so that when the assembly is completed the circuit diagram is reproduced on the baseboard. A specially con-

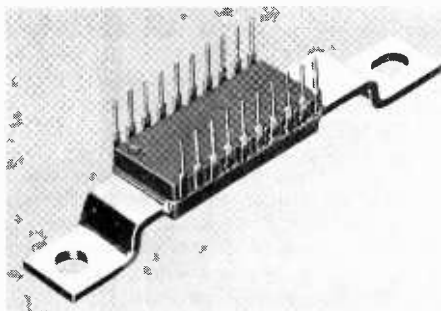


structed probe allows a current meter to be inserted anywhere in the circuit without first having to break the circuit wiring. A large number of circuit configurations are possible using standard kits and, for specialized circuits, blank unmounted carriers are supplied. A. M. Lock & Co. Ltd., Prudential Buildings, Union Street, Oldham, Lancs.

WW 308 for further details.

Plastics Package for I.Cs

An inexpensive new power plastics package for integrated circuits, the P20, has been introduced by Plessey Microelectronics. Planned eventually to accommodate a variety of chips, the P20 has already made its commercial debut in colour TV receivers produced by the Rank Bush Murphy organization. This encapsulation, which is particularly suited to commercial applications, will also be used for the fully integrated Plessey car radio chip, and Plessey 3 and 5-watt audio amplifiers. Basically a 20-lead in-line plastics package with an integral heat sink, it can be bolted to a further heat sink, or simply to an equipment chassis. The package is designed to dissipate at least 3 watts when used with a suitable heat sink. Lead spacing is standard 0.254cm module, to facilitate use with printed circuit boards, although the electro-tinned leads are




equally compatible with wrapped wiring techniques. Plessey Microelectronics, Swindon, Wilts.

WW 323 for further details

Printed-circuit Scriber

Present trends towards miniturization within the electronics industry and the increased use of microcircuits requires a method of producing accurate printed circuit masters quickly. The Tecam Master-Scriber is a two-axis manually operated co-ordinatograph designed primarily for this purpose and its overall accuracy is within ± 0.005 in. Used in conjunction with dual-layer scribing film it has a working area of 25.5×20.5 cm illuminated internally by four fluorescent lamps. Movement along each axis is damped by a pad




system. The tool position is indicated by a dial gauge on each axis calibrated in 0.005in divisions and four interchangeable tools in a range of bit sizes provide for line scribing, track scribing, circular pad cutting up to 0.1in diameter leaving a central dot for drilling and an ink dotter to mark additional drilling centres. Overall dimensions of the instrument are $53 \times 30 \times 18$ cm and the price is around £150. Techne (Cambridge) Ltd., Duxford, Cambridge.

WW 338 for further details

Military Communications Receiver

The civil communications receiver type PR 155 has been redesigned and developed by Plessey to provide a military communications receiver designated PR 1552. The new model provides for a.m., c.w., s.s.b., f.m., ph.m. and f.s.k. signals, and has a continuous tuning range from 15kHz to 30.1MHz. On f.s.k., shifts between 100Hz and 900Hz can be accommodated with keying speeds up to 120 bauds. Normal or reverse keying may be selected by a switch. Seven i.f. bandwidths are provided. All controls are mounted on the front panel and, because of the closed construction, two sockets for service outlets and power inputs are included. Internal power conversion units permit operation from 100 to 125V or 200 to 250V at 48 to 420Hz or d.c. supplies of 12V or 24V nominal, floating or



with negative or positive earthed. The overall dimensions including the case, are $26.7 \times 52 \times 50$ cm and the total weight is 26kg. Radio System Division, Plessey Electronics Group, Ilford, Essex.

WW 305 for further details

Integrated-circuit Decoders


A new range of integrated circuit b.c.d. to 7-segment decoders has now been added to the Westinghouse 200 series d.t.l. elements marketed in the U.K. by the Microelectronics Division of Ultra Electronics. These decoders provide the 7 line output for driving 7-segment numerical displays in accordance with b.c.d. input information. Input currents and thresholds are compatible with d.t.l. and t.t.l. logic systems. The outputs are positive true outputs which are intended to drive either the gates of s.c.r.s or the base of high current or high breakdown-voltage transistors. These s.c.r.s or transistors then drive segmented displays. The basic b.c.d. to 7-segment decoder is available in

three versions, the WC.237, WC.247 and WC.257 for three different logic options. All three devices are in plastics dual-in-line packages. Ultra Electronics (Components) Limited, Microelectronics Division, 35/37 Park Royal Road, London N.W.10.

WW 303 for further details

Indicator Tubes with Decimal Point

Four new numerical indicator tubes announced by Mullard incorporate a decimal point that can be displayed with or without a numeral. Types ZM1174 and ZM1175 indicate the decimal point on the left of the Arabic numeral (0 to 9), and types ZM1176 and ZM1177 on the right. Tubes ZM1175 and ZM1177 are clear, but the ZM1174 and ZM1176 have red lacquer filters to improve contrast. Fine-wire anodes eliminate obstruction of the numeral. They also have the advantage of being better sputter guards than the perforated plate anodes often used in other tubes and, consequently, almost eliminate discoloration of the face with service. The numerals have a height of 15.5mm, and the decimal point a diameter of 1.5mm. The tubes operate with a minimum



supply voltage of 170V and take a current of typically 2.5mA when displaying a numeral alone; the decimal point current is approximately 0.5mA. Mullard Ltd., Torrington Place, London, W.C.1.

WW 327 for further details


I.C. Power Switch

A power integrated circuit produced by Solid State Products Inc., and packaged in a TO-5 can, is able to switch a.c. (1.5mA-1A at 200V) at frequency of up to 20kHz. It requires only 2mA to turn it on. Various forms are available to meet different requirements. Agents: G. E. Electronics (London) Ltd., Eardley House, 182/4 Campden Hill Road, Kensington, London, W.8.

WW 325 for further details

Temperature-compensated Crystal Oscillators

The use of thin-film techniques has enabled Salford Electrical Instruments Ltd., to produce a 5-MHz crystal oscillator, the first of a new range of temperature-compensated crystal oscillators, measuring approximately $3.75 \times 2.5 \times 1.0$ cm. Power consumption is 18mW at 9V d.c. The quartz crystal and the associated compensation network give a stability of ± 3 p.p.m. over the temperature range—10°C to 60°C. The output is a sine wave of 500 mV into 50Ω. The frequency



range will eventually extend to 20 MHz. Salford Electrical Instruments Ltd., Barton Lane, Eccles, Lancs.

WW314 for further details

Power Amplifiers


H/H Electronic announce two new amplifiers, the TPA 50 and TPA 100, which can deliver 50W and 100W continuous sinewave, respectively, into loads between 8Ω and 15Ω. Total harmonic distortion at any power level up to full rated output, is said to be less than 0.2% between 30Hz and 10kHz for the TPA 100, and less than 0.2% between 30Hz and 20kHz for the TPA 50. The power frequency response is flat from 20Hz to 20kHz ± 0.5 dB (ref. 1kHz) for both amplifiers. They will both tolerate output short-circuit under full drive, and are unconditionally stable into reactive loads. Recovery from short-circuit is automatic and virtually instantaneous. Bench standing of 48cm rack mounting versions of the amplifiers are available. The TPA 100 costs £75 and the TPA 50 £49. H H Electronic, 147 High Street, Harston, Cambridge, Cambs.

WW 334 for further details

Dual-in-line Package Socket

A dual-in-line test socket, for mounting 14-lead packages with wide ranges of lead lengths, is being produced by Varelco Ltd. The Series 8358 has double leaf contacts made from phosphor bronze with gold flash over a nickel plate. The contact tails are 0.063cm square on a 0.253cm \times 0.759cm grid, and are suitable for making wrapped wire connections. The insulator is a one-piece moulding made of black or brown wood-flour filled phenolic. Varelco Ltd., Newmarket, Suffolk.

WW 319 for further details




Sealed Microswitches

A new environment-free type 165 series of microswitches now supplements the Plessey Licon range. Offering a dependable snap-action with ratings up to 10A, 30V d.c., 250V a.c., its size (2.2x0.9x2.54cm) enables design space to be conserved. Type 165 provides a one-piece glass-nylon housing with a positive "O" ring plunger seal and epoxy terminal potting to give environmental protection. The basic snap-action is the familiar type 16 which is available in single-pole double-throw or two-circuit versions, with solder, AMP or potted-lead terminations. The Plessey Co. Ltd., Titchfield, Hampshire.

WW 304 for further details

Constant-current Battery Chargers

Two adjustable constant-current nickel-cadmium cell chargers have been added to the range produced by Crowborough Electronics. Accommodating from 1 to 20 cells in series, having capacities up to 1 ampere hour, each of the new units will trickle-charge batteries up to 10Ah. Model CE50 is fully variable from 0 to 50mA and model CE100 from 25 to 100 mA. Charging current is indicated on a front panel meter. The circuit, built with silicon semiconductors is un-



damaged by short-circuits or reversed battery connections. A mains fuse, neon indicator and 1.8m of mains cable are included, together with a pair of 0.92m battery leads. Both models cost £17. Crowborough Electronics, 3 Rotherhill Road, Crowborough, Sussex.

WW 318 for further details


Solid Dielectric Trimmers

Four miniature trimming capacitors with capacitance changes of 5, 10, 20 and 60pF have been introduced by Mullard for use in a.m./f.m. radio receivers and similar applications. The dielectric is a low-loss plastics film that is little affected by temperature changes. The trimmers are assembled in a coloured plastics moulding that will not suffer damage from normal soldering or commonly used industrial cleaning fluids. A slotted brass extension to the rotor shaft enables the capacitance to be adjusted with the tuning tool kept well away from the capacitor plates. Connections are placed to match the 2.54mm (0.1in) grid on circuit boards. Mullard Ltd., Torrington Place, London, W.C.1.

WW 337 for further details

Silicon-coated Resistors

Resistance tolerances between 0.05 and 3% over the range 0.1 to 250,000Ω are features of a new range of Acrasil wirewound resistors introduced by Sprague U.K. The silicon coating process



allows the use of very small diameter wire to obtain the high resistance values. The standard power ratings are from 1 to 10W. Sprague Electric (U.K.) Ltd., Trident House, Station Road, Hayes, Middx.

WW 317 for further details


BCD-to-decimal Tube Driver

The 70V break-down voltage specified for these integrated circuits from Transitron Electronics is claimed to completely eliminate oscillation and unwanted background glow in indicator tubes. Two types of decoder/driver have been announced, the TDD1100 and TDD1101. Both can be housed in either 22-lead hermetically sealed flat-packs or 16-lead dual-in-line plastic packages. Both also employ high-level transistor-transistor logic (h.l.t.t.l.). Significant features from the specification are: $V_{IN(1)} = 2V \text{ min}$; $V_{IN(0)} = 0.8V \text{ max}$; $I_{CC} = 18\text{mA}$ (TDD1100); $I_{CC} = 20\text{mA}$ (TDD1101). Transitron Electronics Ltd., Gardner Rd, Maidenhead, Berkshire.

WW312 for further details

Low-cost Decade Counter/Display Module

An integrated circuit decimal counter with decoding and drive transistors is produced by APR-Lotus Electronics. The count is displayed on an in-line neon indicator tube which is available with or without decimal points. Counting is possible from d.c. to 2 MHz min. and 4 MHz typical. The anode of the display tube is brought out to the edge connector, so the display can be blanked if required. A store function can be incorporated. The tube requires 180 V (-5% +10%) at 2 mA, and the resistor transistor logic + 3.6 V - 10%



at 125 mA. Logic 0 output is 0.3 V max., and logic 1 1.5 V. Operating temperatures lie between 0 and 55°C. The unit is 7.5 cm long, 6.5 cm high and 2 cm wide (including tube). The edge connector is 16-way with 0.37 cm pitch. APR-Lotus Electronics Ltd., 41 Thunder Lane, Norwich, NOR 84S, Norfolk.

WW 313 for further details

Pulse Generator

The PG-22 pulse generator from Lyons Instruments will provide pulses variable in width from 10ns to 1s with a 2ns rise-time at repetition rates from 0.1Hz to 50MHz. Output is variable up to 5V into 50Ω or 10V open circuit. Pulses can be delayed for up to 1 sec and normal/complement switching

is provided on the front panel. The input circuits of the generator permit external drive from d.c. to 50MHz into 50Ω or high-impedance, synchronous start gating, manual "one-shot" operation or synchronization of the internal oscillator to external frequency sources with a frequency difference ratio as high as 100:1. Comprehensive slope, sensitivity and threshold controls are provided. The sync. output has a variable width control and sync. pulses can be of either polarity. The instrument can be operated in the temperature range 0 to +50°C and is contained in a case




9 x 38 x 35cm. The price is £395. Lyons Instruments Ltd, Hoddesdon, Herts.

WW309 for further details

Precise D.C. Voltage Standard

Cohu Electronics have produced an active d.c. voltage standard accurate to 0.001%. This accuracy




is guaranteed for 30-day periods under standard reference conditions. Three decade ranges supply voltages from zero to more than 1100 volts at up to 50mA. Two units may be connected in series. There is overload protection and self-checking of linearity. Litton Precision Products, 95 High Street, Slough, Bucks.

WW 328 for further details

Connector for Printed Wiring

This connector, from McMurdo, saves time by making it unnecessary to strip the insulation from flexible printed wiring for connection purposes. The film strip is placed in the connector and the clamping screws are tightened. Gold plated teeth, two per way, cut through the insulation to make contact with the conductor without actually penetrating it. The illustrated



connector has nine ways and is designed for use with one-inch wide film strip cable. Current handling capacity is 5A per way. McMurdo Instrument Company Ltd, Rodney Rd, Portsmouth.

WW 321 for further details


Vibrator Relay

A new resonant-reed relay suitable for remote control applications is being marketed in the U.K. by Leonard Wadsworth & Co. of London. It is manufactured by Meson of New York and consists basically of a vibrating body of nickel-chrome-steel alloy which is clamped at one end and is dimensioned to resonate at a fixed frequency when subjected to a magnetic field which is varied by the application of an a.c. signal of the same frequency. The range of frequencies normally available is from 70 to 800 Hz. Resistance of the energizing coil is usually 600 Ω but resistance values of 3.2-5,000 Ω are available. The smallest level of input signal resulting in contact closure (threshold sensitivity), can be controlled by adjustment of a screw. Bandwidth and response time depend on input operating power. Leonard Wadsworth & Co. Ltd., Broadway House, Broadway, London, S.W. 19.

WW 310 for further details

Pickup Equalizer

Although accurate R.I.A.A. equalization can be provided by top grade control units, a good standard average output from good-quality pickup cartridges is still ± 3dB when using test records recorded to R.I.A.A. characteristic. A series of supplementary equalizer units to further correct the output and provide a final result of better than ± 1.5dB has been developed by B & W Electronics of Worthing, and will be produced to cover a number pickup cartridges now in use. Initially, type SE/A is available for use with either Quad 33/303 or Radford SC2 Series control units and the Shure V15/11 pickup cartridge. It comprises twin passive net-



works built on to connectors designed to plug into the base connector of SME. 3009 and 3012 Series pickup arms where it remains within the SME screening shield. B & W Electronics, Littlehampton Road, Worthing, Sussex.

WW 306 for further details

Two-way Counters

Bi-directional counters available in standard units having 4, 5 or 6 digit displays, all with sign indication, have been announced by A & R Designs of Bath. Designated type 181 the new counters supersede earlier types and now have a front panel with adequate space for the inclusion of input and output interface circuitry. Maximum counting speed is 1MHz (nominal) with



direction logic change in 100ns (nominal). Sign change when passing through zero, without loss of count, is standard. As a result of this new design A & R have been able to construct a two-axis display counter type 1818 which is available with a 5-digit X axis and a 5-digit Y axis display, the X axis having reset to zero facility and the Y axis having any number preset facility. A & R Designs Ltd., 1 Vineyards, Bath, Somerset.

WW332 for further details

Microwave Shottky Mixer Diode


Compared with point-contact diodes the Shottky diode, in mixer applications, offers an improved noise performance that is less sensitive to local oscillator drive level. It is apparently easier to produce a device of uniform characteristics with a form of construction to suit the requirements of hybrid thin film circuits. A Shottky mixer diode announced by Mullard is a gallium arsenide device that has a 6.5dB noise figure when operated at X-band frequencies. The diode, which has the type number 148CAY/A, is mounted on a ceramic carrier $0.8 \times 0.35\text{mm}$ with metalized "lands" for bonding to circuit substrates. The diode is available in matched pairs for balanced mixer applications. Mullard Ltd, Mullard House, Torrington Place; London W.C.1.

WW 336 for further details

Portable Field Strength Meter

Interplanetric's VFM portable field strength meter employs silicon transistor circuitry and is complete with an all-band adjustable aerial. Two linear meter scales provide direct measurements in decibels and microvolts. An amplified audio signal is available from a phone jack on the front panel. The frequency range is spread across three bands 34-65MHz, 54-109MHz and 178-223MHz. (A u.h.f. plug-in assembly extending the frequency range to cover 465-855MHz is available separately). The sensitivity is $3\mu\text{V}$. The unit is supplied in a leatherette case and measures approximately $10 \times 11 \times 23\text{cm}$. Interplanetric, 39-49 Cowleaze Road, Kingston upon Thames, Surrey.

WW 330 for further details



Digital Panel Meters

Single range digital panel meters for the measurement of voltage, current and resistance are to be produced by Advance Electronics in a series containing over 30 different models. Known as the DT340 series, it incorporates a dual slope integration technique for analogue to digital conversion giving accuracy characteristics of 0.1% of reading over extended time periods. Maximum resolution may be $10\mu\text{V}$, 100pA or 0.1Ω depending on the model. The display is by neon numerical indicator tubes, with over-range and polarity indication, fitted with a meter face measuring $6.4 \times 12.8\text{cm}$. Models are available with remote control input and b.c.d. printer output. Price for quantities is




about £100 per unit. Advance Electronics Ltd, Roebuck Road, Hainault, Essex.

WW 307 for further details

Resistors with Heat Sinks

The C.G.S. Resistance Company are producing aluminium clad wire-wound resistors with values down to 0.1Ω and power ratings of



25W and 50W. This "HS" series is designed for direct chassis attachment, and the method of encapsulation affords complete humidity protection and insulation of the resistor. C.G.S. Resistance Co. Ltd., Marsh Lane, Gosport Street, Lymington, Hampshire SO4 9YQ.

WW 326 for further details

Mobile Radiotelephone

Integrated circuits (for i.f.), transmission line coupling between transistors, and u.h.f. printed circuits are among the advanced techniques used in the "Star" range of solid-state mobile radiotelephone equipment introduced by Standard Telephones and Cables Ltd. The first models to be available operate in the u.h.f. mobile band (450-470MHz), can be supplied for 25kHz or 50kHz channel spacing and use frequency modulation. The mobile set, available with up to five channels, measures $23 \times 18 \times 5\text{cm}$ and weighs 2.25kg (see picture), while the two other units—the base-station transmitter-receiver and a remote control unit associated with it—are not much larger. Power



output of the transmitter (both mobile and fixed) is 5 to 7 watts while the maximum frequency deviation is 5kHz or 15kHz. A noise-cancelling microphone is used. The receiver has a sensitivity of $1\mu\text{V}$ for a s/n ratio of 12dB. Its selectivity is 70dB when tested with two input signals. Audio output is 2W into a 3Ω loudspeaker with less than 5% distortion. With a base-station aerial 50 to 100ft above ground the equipment is said to give noise-free communication through large works, sites, airports, marshalling yards etc. both inside and outside of buildings. *Wireless World* was given a demonstration with the mobile station in a van travelling through tunnels in Central London, and at no time was the signal lost or badly attenuated—showing that u.h.f. energy is effectively diffused by multiple reflections from buildings etc. Standard Telephones and Cables Ltd., Mobile Radiotelephone Division, Oakleigh Road, New Southgate, London, N.11.

WW 341 for further details

Zener Diodes

Two new ranges of zener diodes have joined the products of S.T.C. Semiconductors. Both ranges are metal encapsulated and are available in the preferred values from 3.9V to 200V. The ranges are further subdivided into 5 and 10% tolerance types. Prefixes given to the diodes are as follows: ZD — 1.1W at 45°C amb., 5%; ZM — 1.1W at 45°C , amb., 10%; ZX — 15W at 75°C stud temperature, 5%; ZL — 15W at 75°C stud temperature. S.T.C. Semiconductors, Footscray, Sidcup, Kent.

WW320 for further details

Wheatstone Bridge

Intended mainly for students use, this bridge has an accuracy of better than $\pm 0.25\%$. The bridge has a measuring range from zero to $1.111\text{M}\Omega$ with a minimum sub-division of the decades equivalent to 0.01Ω . The integral galvanometer is shunted by diodes to protect it against overload and a variable sensitivity control is included. All resistors are non-inductive and each arm of the bridge is connected to independent front panel terminals. This latter feature makes it possible to connect the instrument as a simple L or C bridge using an oscilloscope as a detector. Educational Measurements Ltd, Brook Ave, Warsash, Southampton.

WW316 for further details



Answers to "Test Your Knowledge"—7

Questions on page 470

1. (a). In respect of (b), (c) and (d) the reverse is true.
2. (c).
3. (c). If a high value of mutual conductance is required special constructional techniques are used to allow the grid cathode spacing to be made very small while avoiding, of course, actual electrical contact.
4. (b). The cathode temperature will determine the maximum anode current for which the space charge limited condition holds.
5. (a). This is the "Schottky effect". (b) occurs in high field emission which requires electric fields far greater than those occurring in valves.
6. (a). This is because electrons emitted from the cathode have initial velocities greater than zero.
7. (d). When the transit time of electrons between cathode and anode is a significant fraction of a cycle of the grid signal the anode current lags the grid voltage.
8. (c).
9. (d). Positive ions are continuously formed by collisions between electrons and gas atoms. Many of these ions flow to the control grid forming a continuous ion current. With the degree of vacuum which is usual in triodes and pentodes the size of this current is such that the grid circuit resistance should not exceed about $1M\Omega$.
10. (a). The effect of secondary emission is only observed in the tetrode giving rise as it does to the kink in the anode characteristic. In diodes, triodes and pentodes the electric field at the anode always returns the secondary emitted electrons to the anode.
11. (d). To obtain maximum efficiency in class B or C operation the grid must generally be driven positive. Since this results in grid current flowing the valve must be designed for it.
12. (d). This "anode dissipation" is normally the limiting factor in determining how much power a valve can handle.
13. (c). When a pentode is used as a class A power amplifier the load line is usually chosen so that bottoming occurs at the low voltage end of the anode voltage cycle. As the valve runs into bottoming the screen current rises rapidly. Care must be taken that the maximum permitted screen power dissipation is not exceeded.
14. (c).
15. (a). Due to the presence of suppressor and screen grids the anode voltage has very little effect on the electric field near the cathode.
16. (c). The valve is deliberately designed to have a very curved mutual characteristic with a slope which varies from a high value at small negative grid bias voltage to a very low value for a large negative grid bias voltage.
17. (b). The electrons move across the valve in flat beams. The electron density in the beams must be sufficiently large to produce a potential minimum between the screen grid and the anode so that the secondary electrons return to the anode.





BULGIN

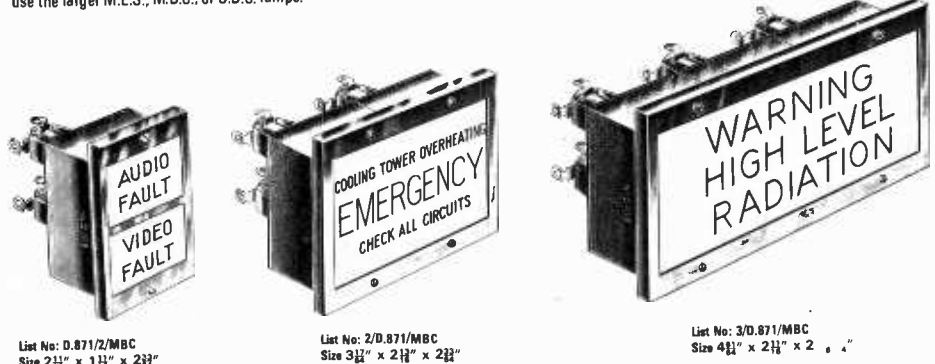
REGISTERED TRADE MARK

PIONEERS IN THE
DEVELOPMENT OF THE
LARGEST RANGE OF
MESSAGE INDICATORS
IN THE WORLD

ENGRAVED IN ANY LANGUAGE • CHOICE OF FIVE
LENS COLOURS • LOW OR MAINS VOLTAGE MODELS



A range of larger and more robust models is shown above and below. All have Satin Stainless Steel Bezels and Grey Crackle finished die cast bodies which hold the clip-in lampholders. More suited to heavy duty Machine Tool, Power Station and Automated Shipping controls they use the larger M.E.S., M.B.C., or S.B.C. lamps.



SEND FOR BROCHURE NO. 1512/C FOR DETAILS OF OUR FULL RANGE
A. F. BULGIN & CO. LTD., BYE-PASS ROAD, BARKING, ESSEX.
 MANUFACTURERS OF ELECTRICAL AND ELECTRONIC COMPONENTS
 TELEPHONE: 01-594 5588 (12 LINES) Private Branch Exchange.

Literature Received

"What can go wrong with printed circuit soldering" is the title of a technical bulletin, TR-1020, which should be of value to every engineer. Produced by Alpha Metals, Inc., 1916 Tubeway Avenue, Los Angeles, RA 3-9044, U.S.A., it discusses and illustrates the causes of de-wetting, excess solder, icicling, webbing, white residues and blow holes. The bulletin is well produced and well written.

WW 375 for further details.

Relay users will be able to assimilate easily the condensed data provided in the new short-form catalogue from Keyswitch Relays. In all 22 relays, each representing a product group, are illustrated and described. Keyswitch Relays, Cricklewood Lane, London N.W.2.

WW370 for further details

Variable Transformers are the subject of a catalogue we have received from Claude Lyons. The catalogue (No. RV68) comes complete with a price list (No. RV 68/1), contains 24 pages, and lists a very large number of different types of variable transformers. There are those for single-phase and those for three-phase operation. There are single units, multiple ganged units and units with different voltage tapings. Also included in the catalogue are a number of suggested circuits. Claude Lyons Ltd., Hoddesdon, Herts

WW361 for further details.

Brief details of 16 pulse generators, 12 digital data generators and six output units are given in a "Condensed Catalog 1968-69" from Datapulse Inc. The U.K. Agents for Datapulse are Aveley Electric Ltd., Arisdale Ave., South Ockendon, Essex

WW362 for further details.

"Amateur Radio" is the title of a nicely presented 12-page booklet that has been produced by the International Amateur Radio Union. The booklet has two main purposes; "to introduce amateur radio to those responsible in national administrations for the control of the amateur service and for those members of governments that decide how the amateur services shall be operated in the best interests of all who use the radio spectrum". The booklet presents some interesting facts about, and some of the history of, the amateur radio movement in general. John Clarricoats, Secretary-editor, I.A.R.U., Region I Division, 16 Ashridge Gdns, London, N.13.

WW363 for further details

Precision sliding mechanisms are described in a catalogue from Imhofs under their trade name "Accurides". Accurides do not employ wheel and track methods and are claimed not to wobble, bind or stick and have a constant coefficient of friction. Applications include sliding equipment cabinets, optical systems, X-Y platforms, drafting equipment, etc. Alfred Imhof Ltd., Ashley Works, Cowley Mill Road, Uxbridge, Middlesex.

WW364 for further details

"Solid State Optoelectronics" is a brochure describing a range of components for use in the visible and infra-red parts of the spectrum. Included in the range are gallium arsenide infra-red emitters and transceivers, silicon receivers, device and lens holders, and optical accessories. The brochure provides a brief technical description and a photograph of each item. M.C.P. Electronics Ltd., Alperton, Wembley, Middlesex.

WW366 for further details

Newsletter No. 38 of the British Amateur Radio Teleprinter Group contains a number of items that will interest the amateur r.t.t.y. operator. A letter from John Whittington, G3SHZ, describes how he modified a type 3 Creed teleprinter to conform to the I.T. alphabet No. 2 as used by the 7B Creed teleprinter. Membership of B.A.R.T.G. now stands at around 300. L. A. Crane, G3PED, 10 Crescent Road, Tollesbury, Maldon, Essex.

WW367 for further details

A signal conditioning system that will accept inputs of up to $\pm 80V$ from d.c. to 10kHz is the subject of a leaflet from the electronics division of Wilmot Packaging Ltd. The system, which is of modular construction, includes amplifiers, attenuators, filters and a peak indicating unit that may be combined in such a way as to produce a "standard" output. The equipment could, for instance, be used to standardize the outputs from a variety of transducers. Wilmot offer a customer design service for the equipment. Wilmot Packaging Ltd., Electronics Division, Salisbury Road, Totton, Southampton.

WW365 for further details

Radiospares Catalogue for October to December 1968 follows the same format as earlier editions but is expanded. It is interesting to note that some of the panel meters supplied by RS come complete with a blank scale for marking by the user—a useful feature. From December 27th Radiospares phone number will be 01-253 9561. Radiospares, 13-17 Epworth Street, London E.C.2.

WW368 for further details

"Component Applications Data 1969" also comes from Radiospares. This 64-page booklet gives fuller technical information on the products marketed by RS than the catalogue does.

WW369 for further details

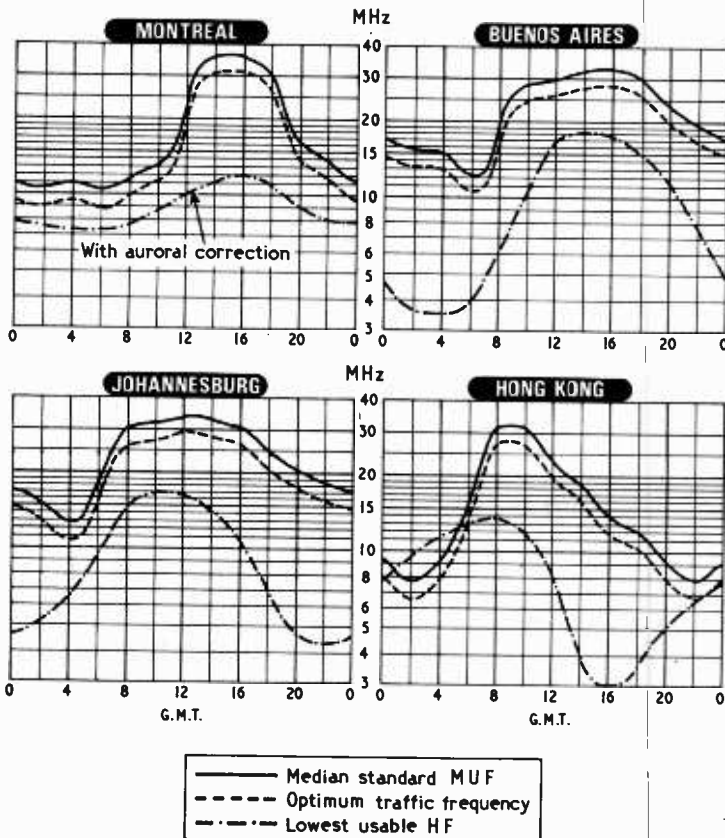
"Audio Talk" lists the definitions of over 1,000 terms and abbreviations used in audio and allied subjects. Prepared by the editorial staffs of *Hi-Fi News* and *Tape Recorder* it is available from Link House Publications Ltd., Link House, Dingwall Avenue, Croydon, Surrey, CR9 2TA, and costs 2s 6d including postage.

H.F. Predictions—December

Compared with recent months northern hemisphere MUFs are higher by day and lower by night although some shorter routes have a subsidiary peak several hours before dawn. E, F1, and Es critical frequencies are lower and have little or no effect on FOTs (optimum traffic frequencies).

LUFs are prepared by Cable and Wireless, Ltd. for reception in this country of medium-power point-to-point telegraph services using directive aerials. They are a guide, by their relative proximity to the FOT, for all types of service.

The predictions are based on an Ionospheric Index (IF2) of 116; that predicted for last month was 122 and the measured value for December 1967 was 115. The corresponding sunspot numbers are 104, 102 and 115 respectively.



SOLDERING INSTRUMENTATION

ADCOLA

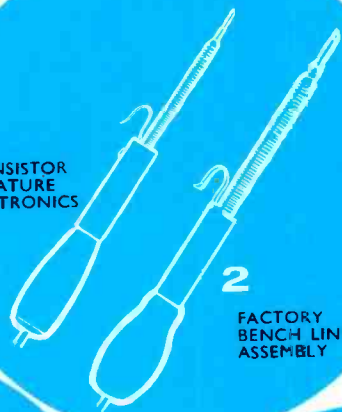
PRODUCTS LIMITED

(Regd Trade Mark)

INSTRUMENTATION

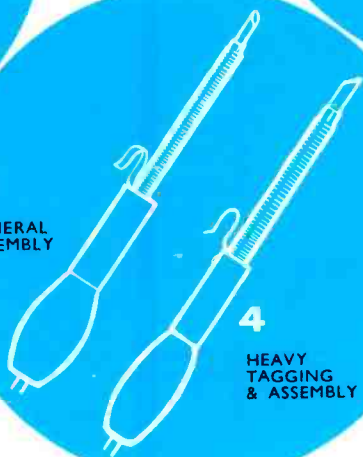
**HIGH
EFFICIENCY
INSTRUMENTS**

1
TRANSISTOR
MINIATURE
ELECTRONICS

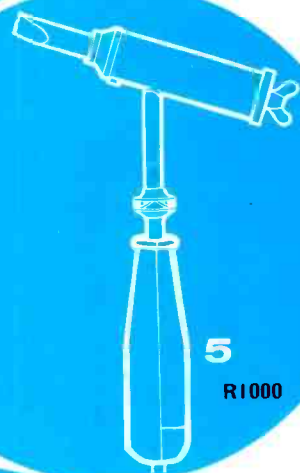


2
FACTORY
BENCH LINE
ASSEMBLY

3
GENERAL
ASSEMBLY



4
HEAVY
TAGGING
& ASSEMBLY

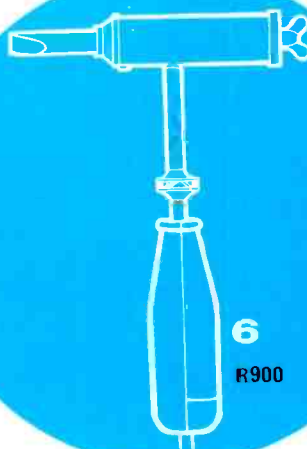


5
R1000

1. $\frac{1}{16}$ " DIA.—3.2 mm. dia. detachable bit. Standard temp. 340 c at 19 watts. Special temps. from 250 c-400 c. Weight 4.5 ozs. 127 grms.
2. $\frac{1}{8}$ "—4.75 mm. dia. detachable bit. Standard temp. 360 c at 23 watts. Special temps. from 250 c-410 c. Weight 6 ozs. 170 grms.
3. $\frac{1}{4}$ "—6.34 mm. dia. detachable bit. Standard temp. 360 c at 27 watts. Special temps. from 250 c-410 c. Weight 6.5 ozs. 184 grms.
4. $\frac{1}{2}$ "—7.9 mm. dia. detachable bit. Standard temp. 350 c at 30 watts. Special temps. from 250 c-410 c. Weight 7 ozs. 198 grms.
5. OFFSET BIT SIZE $\frac{1}{2}$ " 12.7 mm. diameter.
6. RIGHT ANGLE BIT SIZE $\frac{1}{2}$ " 12.7 mm. diameter.

BOTH AVAILABLE IN THE FOLLOWING TEMPERATURES
250 c—27 watts, 360 c—50 watts, 410 c—
60 watts, 502 c—90 watts. Supplied in all
voltages from 6 volts to 250 volts

WE HAVE, FOR YOUR CONVENIENCE, A HIGHLY SPECIALISED SERVICE SECTION, SO ORGANISED AS TO MAINTAIN A PROMPT EXECUTION OF ALL REPAIRS OF EQUIPMENT OF OUR MANUFACTURE.



6
R900

ADCOLA
PRODUCTS LIMITED
(Regd Trade Mark)

ADCOLA HOUSE, GAUDEN ROAD
LONDON, S.W.4 Tel. 01-622 0291/3

Telegrams: SOLJOINT LONDON S.W.4

Wireless World, December 1968

Bib

AUDIO & ELECTRONIC AIDS -handy accessories that make all the difference and also make useful gifts



Bib Wire Stripper & Cutter Model 3

Strips insulation without nicking the wire. Cuts wires and cables cleanly. Semi-permanently adjusted. Price 4/6d.



Bib Wire Stripper & Cutter Model 8

De luxe version of Model 3, incorporating a unique 8 gauge selector. Plastic covered handles. Price 9/6d.



Bib Tape Head Maintenance Kit Size E


Specially designed to maintain the tape heads and other parts of the tape recorder in clean condition. Suitable for reel to reel or cassette tape recorders. Contents: Bottle Bib Instrument Cleaner. Two blue Tape Head Applicator tools. Two white Tape Head polisher tools. 10 applicator and polisher sticks. Double-ended brush. Packet cleaning tissues. Instruction leaflet; all in a Folding Plastic Wallet. Price 16/6d. inc. P.T. Applicator and polisher tools and sticks are available separately.

Bib Professional Tape Head Maintenance Kit Size K For Service Organisations, Recording and Broadcasting Studios. Contains bulk quantities of items listed under Size E. Price £38.5. inc. P.T.



Bib Ersin Multicore Solder Size 17

Contains 30 ft. of 40/60 Alloy, 18 s.w.g. wound on a handy spool. Suitable for all general Electrical repairs. Price 5/-



Bib Precision Tape Cutters

Size M Set of four stainless steel cutters, with special plastic grip, for all types of magnetic recording tape. Price 2/10d. inc. P.T.



Bib Savbit Solder Dispenser Size 5

Contains 10' of 18 s.w.g. Ersin Multicore Savbit Alloy. Price 2/6d.

Bib Fine Gauge Solder Size 15

21 ft. coil of 60/40 Alloy, 22 s.w.g. Ersin Multicore Solder in a dispenser. Ideal for small components, transistors, diodes, etc. Price 3/-.



Bib Recording Tape Splicer Model 20

For quick and accurate editing. Precision made, chrome plated clamps, mounted on non-slip base. Complete with razor cutter. Price 19/6d.

Bib Instrument Cleaner Size A

Anti-static, specially formulated for cleaning delicate instrument panels, plastic, chrome, glass and printed surfaces. Non-flammable, does not smear. 4 fl. oz. in plastic bottle. Price 4/6d.



Bib Ersin Multicore 5 Core Solder Size 12

For Service Engineers and Laboratories. Contains 90 ft. of 18 s.w.g. Ersin Multicore Savbit Alloy on a plastic reel. Price 15/-.

6707



Bib 1/2 Video Tape Splicer Kit Model 21

Suitable for editing video tapes made on Sony Recorders. Fitted with tape clamps. Complete with a packet of Size M cutters, Size E kit and Size L Hi Fusters in plastic box. Price £9.10.0.



Bib Cable & Flex Shortener

Shortens audio cables and flexes without cutting. Pack of 4 plastic shorteners. Price 2/6d.

All prices recommended retail U.K. only. Obtainable from leading electrical and audio shops. If in difficulty, write to:

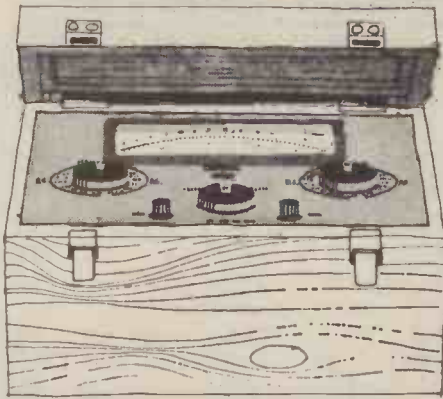
**BIB DIVISION
MULTICORE SOLDERS LTD.**

Hemel Hempstead, Herts. Tel: Hemel Hempstead 3636 Telex: 82363

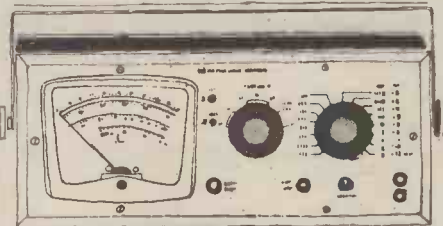


When is an Avo meter not an Avometer?


When it gives you (a) $\pm 0.3\%$ accuracy, (b) (c) 100% solid state, (d) (e) (f) semiconductor characteristics data, (g) valve characteristics data, or (h) digital L/C/R measurements.




a **PRECISION AVOMETER** Measures d.c. voltage (1.5-1500V scales, $\pm 0.3\%$ f.s.d.*), d.c. current (1.5mA-15A scales, $\pm 0.5\%$ f.s.d.*), a.c. voltage (3V-1500V scales, $\pm 0.75\%$ f.s.d.), a.c. current (3mA-15A, $\pm 0.75\%$ f.s.d.). *meets B.S.S. 89/1954 for precision-grade instruments.



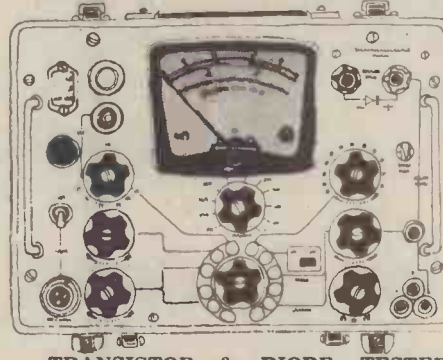
b **MULTIMETER HI108** Battery-operated fully-transistorised, measures a.c./d.c. voltage (100mV-1000V scales, $\pm 4\% \pm 3\%$ f.s.d.), a.c./d.c. current (1 μ A-3A scales, $\pm 4\% \pm 3\%$ f.s.d.), resistance (2k Ω -20M Ω scales), power (-20 to +60db, 9 scales), r.f. voltage (300mV-10V scales, up to 250MHz with external probe available separately).




c **MULTIMETER CT471A** Battery-operated, fully-transistorised, sensitivity 100M Ω /V, measures a.c./d.c. voltage (12mV-1200V scales, $\pm 3\% \pm 2\%$ f.s.d.), a.c./d.c. current (12 μ A-1.2A scales, $\pm 3\% \pm 2\%$ f.s.d.), resistance (12 Ω -120M Ω scales, $\pm 3\%$ m.s.d.), h.f./v.h.f./u.h.f. voltage with multiplier (4V-400V scales up to 50MHz; 40mV-4V up to 1000MHz).




d **IN-CIRCUIT TRANSISTOR TESTER TT164** Direct-reading, easy to operate, accurate measurements under static and dynamic conditions. Collector voltage: continuously variable, 0-10V. Collector current: continuously variable 0-10mA, 20mA, 30mA. Measures beta (150-300 scales, $\pm 5\%$) and leakage current (300nA-1mA scales).



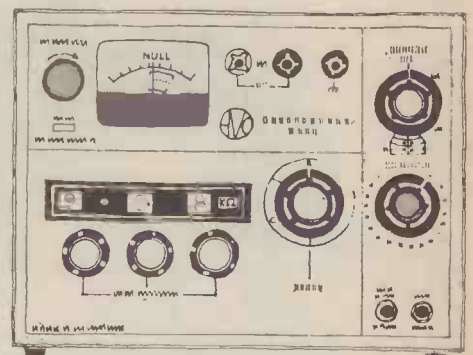
e **TRANSISTOR & DIODE TESTER TT537** Measures both transistor and diode characteristics. Collector voltage: continuously variable 0-12V, stabilised. Collector current: 1 μ A-1A. Base current: 0.1 μ A-50mA. Measures hfe (50-1500 scales, $\pm 3\%$), leakage current (50 μ A-1.5A scales), diode forward voltage drop (1.5-5V scales, 0-500mA forward current) and breakdown voltage (100-1000V scales, 3mA & 200 μ A currents limited on short circuit to 13mA & 1.3mA).



f **TRANSISTOR ANALYSER MK2** Available in both mains-powered and battery-powered versions; provides accurate measurements in grounded-emitter configuration; accommodates high-power and switching types. Collector voltage: 0.05-12V (up to 150V external). Base current: 1-40mA scales. Collector current: to 1A in 5 ranges. Measures leakage current (from 2 μ A), hfe (25-250 scales), saturation voltage, turn-over voltage and noise factor.



g **VALVE CHARACTERISTIC METER VCM163** The most comprehensive instrument of its kind ever offered by Avo. Provision for testing novistors, compactrons and other special types with up to 13 pin connections. No need to back off standing anode current before measuring mutual conductance, which is continuously monitored under all conditions. Heater voltage: 0-119.9V in 0.1V steps. Anode and screen voltages: 12.6V-400V. Grid voltage: 0-100V continuous. Measures gm: 6-60mA/V f.s.d. in 3 ranges.



h **UNIVERSAL BRIDGE B150** A battery-operated general-purpose bridge with unique automatic digital display of measured component values. No multiplying factors required. Overall accuracy of inductance, capacitance and resistance measurements is $\pm 1\% \pm 1$ digit. Residuals 0.2pF, 0.15 μ H and 2m Ω . Internal 1kHz oscillator & 9V battery, provision for external supplies.

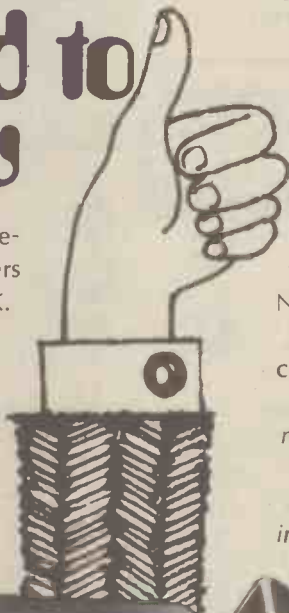
Here are eight members of the Avo test equipment range that combine traditional Avo quality with some of the most advanced instrument technology available anywhere. Start your measurements with a standard Avometer, of course, but as your requirements develop and expand, remember the many other ways in which Avo can continue to help you. For full details, contact Avo Ltd, Avocet House, Dover, Kent. Telephone Dover 2626. Telex 96283.



AV Ω MEANS BASIC MEASUREMENTS ALL OVER THE WORLD

Anders is the name- pleased to meter you

No matter what your meter requirements, we meet them. Fast. Anders holds the largest stocks in the U.K. for off-the-shelf delivery, so the meters you need yesterday, ordered today, can probably be with you tomorrow. In quantity, too. If you've got special problems like non-standard requirements, give us a ring. Our technical department creates panels to individual needs.



Anders offers the most comprehensive and efficient meter service — and we do mean service — available.

N.B. The variety of meters in our new catalogue is a revelation — and now we've got extensive new centralised premises for a better-than-ever service. *Manufacture and distribution of electrical measuring instruments and electronic equipment. The largest stocks in the U.K. for off-the-shelf delivery. Prompt supply of non-standard instruments and ancillaries. Sole U.K. distribution of FRAHM vibrating reed frequency meters and tachometers.*

ANDERS METER SERVICE

Anders Electronics Ltd.,
48-56 Bayham Place,
Bayham Street,
London, N.W.1.
Telephone: 01-387 9092



English Electric now has a new TV camera tube, called an isocon, which can virtually see in the dark. The isocon operates on the principle of disregarding the specularly reflected beam of the image orthicon and using the beam scattered by the target. The magnitude of this beam increases with light level and, at low light level, gives a much better signal-to-noise ratio than that of an image orthicon. The dynamic range of the tube is also much greater, and noise in the darker parts of the picture is virtually eliminated.

Two experimental types are at present available – the 4½" P850 tube for viewing low intensity X-ray fluoroscopic screens and the 3" P880 for low scene illumination in TV where good results are obtained when the photocathode illumination is only 10^{-4} foot candles. The P850 will, moreover, produce acceptable pictures even where the photocathode illumination falls as low as 10^{-6} foot candles.

Apart from its obvious applications for TV generally – both colour and black-and-white – the isocon can be applied to a whole range of specialist applications. The P850 for instance, when designed into an X-ray image amplifier, makes it possible to reduce the X-ray dosage to a fraction of that formerly used. In night surveillance and reconnaissance systems the P850 isocon has shown it will provide good pictures at incident light levels well below 10^{-4} foot candles which is the level of starlight illumination. Its application in astronomy is also extremely promising. It will enable medium sized telescopes to participate in deep space and cosmological programmes and it offers impressive results when used with much larger telescopes.

Further detailed information on the isocon is available on request. EEV also provides a complete technical service which includes assistance with the design or redesign of camera equipment.



EEV image isocon

The tube that can see in the dark




ENGLISH ELECTRIC VALVE COMPANY LIMITED

CHELMSFORD, ESSEX. TELEPHONE: 61777 TELEX: 99103 GRAMS: ENELECTICO, CHELMSFORD



WW—007 FOR FURTHER DETAILS



Minicam VI—a great new Innovation that puts the world on the shoulders of a single cameraman!

Our Professional Products give you a better look at the world.

Proud new achievement in Professional Products from CBS Laboratories is the Minicam VI, a remarkable, portable television camera that gives you a closer look at the world. Minicam VI is a camera that can go anywhere: land, sea or air and bring you studio-quality color pictures live right from the scene of action. Captures fast-action sports events and fast-breaking news stories—when they happen. Minicam VI is just one more significant innovation from CBS Laboratories ... the organization which has researched, developed, produced and marketed such advances as the Masking Processor, the Image Enhancer and Mobile Television Vans. Look to CBS Laboratories for tomorrow's electronics today.



Masking Processor electronically corrects color distortion. Gives true color fidelity—automatically—without adding noise to the picture.



Image Enhancer "rides through" weaknesses and defects in home television receivers. Delivers amazing picture clarity... both in color and black-and-white.



Mobile Television Vans. Television coverage on the move! Goes anywhere. Sees everything. Takes two cameras or twelve. A van to fit your needs.



CBS LABORATORIES

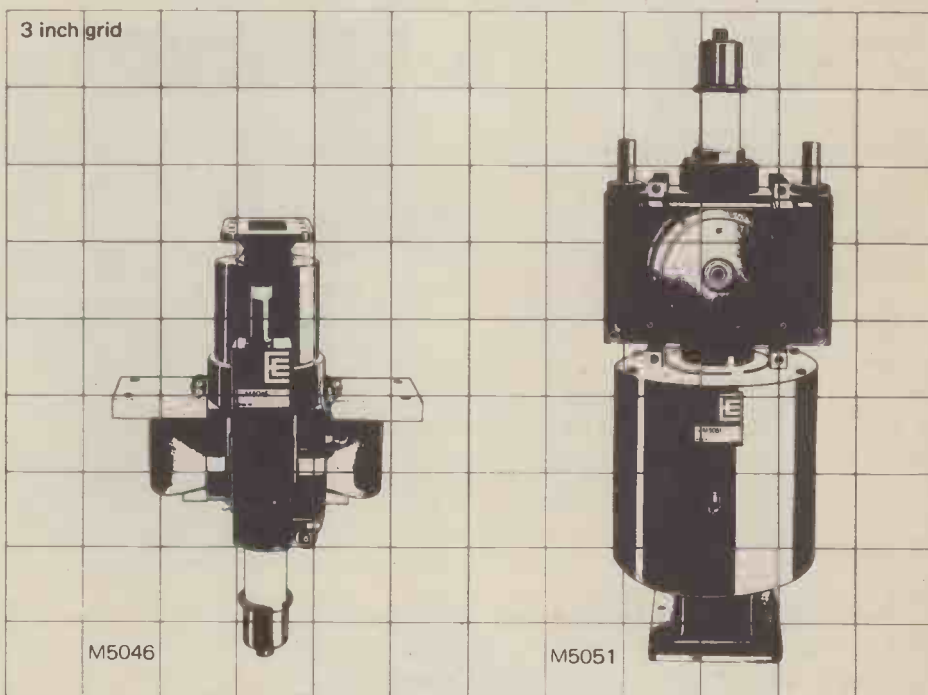
Stamford, Connecticut. A Division of Columbia Broadcasting System, Inc.

English Electric Valve Company, pioneers of radar magnetrons, now offer their latest development – vapour cooled magnetrons for heavy radar. These new magnetrons have several advantages over air or water cooled types. Vapour cooling stabilises the operating temperature much more efficiently than either air or water cooling. The more stable temperature enhances the stability of the operating frequency. Because the cooling system itself is less complicated than that of either of the other two methods it is both smaller and more reliable. The total radar system can therefore be mechanically

simpler, more compact, lighter, much quieter, and much more efficient. In certain cases such a radar system would be light and compact enough to be carried in aircraft. EEV is at present making two series of vapour cooled magnetrons – the M5046 for S-Band, and the M5051 for L-Band, brief data for which are given below. These new magnetrons are additions to EEV's extensive range of tunable and fixed frequency, CW and pulse magnetrons. Full details of the range or of any particular type are available on request. Enquiries are also invited for special types not in the current catalogue.



EEV announces new vapour cooled magnetrons for high power heavy radar



Type	Frequency ranges (MHz)	Peak output power (MW min)	Duty cycle (max)	Peak anode current (A approx)	Peak anode voltage (kV)	Max pulse length (μs)
M5046	2700 to 2800	1.0	0.0015	70	30 to 36	5.0
M5051	1250 to 1310	2.0	0.0015	150	35 to 45	5.0

ENGLISH ELECTRIC VALVE COMPANY LIMITED

CHELMSFORD, ESSEX. PHONE: 0245 61777 TELEX: 99103 GRAMS: ENELECTICO, CHELMSFORD

WW—009 FOR FURTHER DETAILS



AP 349

Newmarket Transistors' distributors have several distinguishing features

An eye for detail

little things like constant stock replenishment, reports on product development, new product pages for your Newmarket portfolio. Make sure you're on your area distributor's list.

A nose for reliability

Newmarket make a wide range of components with CV approval and sell them through selected distributors: that way service and product are equally reliable.

An ear for urgent calls

with all standard components off-the-shelf and quantities of hundreds within 24 hours (thousands take a little longer).

Teeth to match

Newmarket equivalents of competitors' components are often less costly, more reliable. All you need is the nerve to change. Ask for a Newmarket equivalent list.

You're not dealing with a far-flung post of a mighty electronics empire when you talk to a Newmarket distributor. He's a member of the team. Experienced, resourceful, fully-informed and fully-stocked. Try him. Your business is tomorrow and your Newmarket distributor is in tune with it.

face tomorrow's pace with Newmarket Transistors

the specialist semiconductor engineers with the distinguished personal service network:

Newmarket
TRANSISTORS LIMITED

LONDON Lugton & Co. Ltd., 209-212 Tottenham Court Road, W.1. Call MUSEum 3261/9
CAMBRIDGE Combined Electronic Services Ltd., P.O. Box 11, Gloucester Street. Call 59101
COVENTRY Coventry Factors Ltd., Coronet House, Upper Well Street. Call 21051/5
GLASGOW James Scott (Electronic Agencies) Ltd., 90 West Campbell Street, C.2. Call CENTral 3866
HARLOW Standard Telephones & Cables Ltd., Electronic Services Division, Edinburgh Way. Call 26777
HARROGATE G.S.P.K. (Electronics) Ltd., Hookstone Park Trading Estate. Call 85415
HOUNSLOW Eastern Aero Electrical Services Ltd., Building 44, London (Heathrow) Airport, North. Call SKYport 1314
PORTSMOUTH S.D.S. (Portsmouth) Ltd., Hilsea Industrial Estate. Call 62332

Newmarket Transistors Limited, Exning Road, Newmarket, Suffolk. Call 0638-3381/4. Telex 81358

WW-010 FOR FURTHER DETAILS

Wireless World, December 1968

EEV is Europe's largest maker of vacuum capacitors. Our present range includes glass and ceramic types, both fixed and variable, covering capacitances from 6 to 3000pF and voltage ratings from 3 to 30kV and they're all subjected to stringent quality control. But although EEV now makes 63 types of vacuum capacitor, there are still some users who must have something special to meet their particular need. If you have this problem we'll be glad to discuss it with you.

With all our experience it's more than likely that we'll be able to come up with the answer and make the capacitor that's just right for you. After all, we've invested a great deal of time and money to get the know-how to solve problems like yours—as a lot of users throughout the world have found to their profit. But first you can make sure that there's nothing in our present range that suits you—just send for EEV's latest book that gives full data on our range of vacuum capacitors.

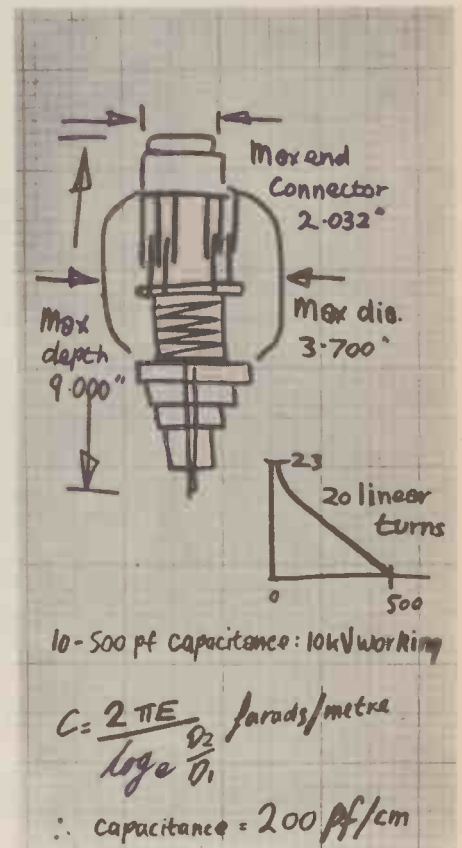


We'll be glad to send you your free copy by return.

EEV vacuum capacitors

There are 63 types in our present range...

but if you need
a special
we can make it



ENGLISH ELECTRIC VALVE COMPANY LIMITED

CHELMSFORD, ESSEX. TELEPHONE: 61777 TELEX: 99103 GRAMS: ENELECTICO, CHELMSFORD


WW—011 FOR FURTHER DETAILS




Ferroglyph New Generation Series 7-




WW-012 FOR FURTHER DETAILS



*Ideal
for
rack
mounting*



*Elegant
hardwood
case*



*Grey
vinyl
case*

not a year old and already a classic

Ferrograph Tape Recorders, Series 1 to 6, have been famous since 1949, and although Series 7 was introduced only a year ago it is already acknowledged as a classic. No other recorder to-day gives you quality like this, reliability like this, and offers so many desirable facilities.

It has the finest specification—and when Ferrograph gives you a figure, it is a conservative minimum. Ferrograph guarantees it. Every instrument is finally individually adjusted for optimum performance. With Ferrograph you know where you are—exactly.

Available in Mono, and in Stereo with and without end amplifiers; embodying a unique range of 30 features including:

- All silicon solid-state electronics with FET input stages and wide input overload margins.
- Vertical or horizontal operation.
- Unit construction: The 3 individual units i.e. tape deck, power unit and amplifier complex are mounted on a single frame easily removable from cabinet for service or installation in other cabinets or racks.
- 3 motors (no belts).
- 3 tape speeds.
- Variable speed spooling control for easy indexing and editing.
- Electrical deck operation allowing pre-setting for time-switch starting without need for machine to be previously powered.
- Provision for instantaneous stop/start by electrical remote control.
- Immediate access head block for editing and cleaning.
- Single lever-knob deck operation with pause position.
- Independent press-to-record button for safety and to permit click-free recordings and insertions.
- Adjustable reel height control.
- Damped tension arms for slur-free starting.
- 8½" reel capacity.
- Endless loop cassette facility.
- Provision for signal operated switching units.
- Internal loud speakers (2)—1 each channel on stereo, 2 phased on mono.
- 4 digit, one-press re-set, gear-driven index counter.
- 2 inputs per channel with independent mixing (ability to mix 4 inputs into one channel on stereo machine).
- Signal level meter for each channel operative on playback as well as record.
- Tape/original switching through to output stages.
- Re-record facility on stereo models for multi-play, echo effects etc., without external connections.
- Meters switchable to read 100 kHz bias and erase supply with accessible preset adjustment.

- Three outputs per channel i.e. (1) line out—level response. (2) line out—after tone controls. (3) power output—8-15 ohms.
- Power output 10W per channel.
- Independent tone controls giving full lift and cut to both bass and treble each channel.
- Retractable carrying handle permitting carrying by one or two persons.
- Available in several alternative presentations.

U.K. Retail prices from £135 incl. P.T. Please see next page for list of Ferrograph Stockists

**the tape recorder with
the hearing-is-believing sound**



FERROGRAPH

THE FERROGRAPH CO LTD, FERROGRAPH HOUSE, 84 BLACKFRIARS ROAD, SE1. TELEPHONE: 01-928 1981

Listen for yourself

To know the Ferrograph New Generation Series 7 you must look at it, listen to it, for yourself. You will find New Generation instruments soon in stock at many of the best tape-recording and Hi-Fi specialists in the country, including the following:

Ferrograph stockists

- London Dealers**
Telesonic Ltd.,
92, Tottenham Court Road,
London, W.1
- Larg's of Holborn Ltd.,
76/77, High Holborn,
London, W.C.1
- Nusound,
82, High Holborn,
London, W.C.1
- Nusound,
228 Bishopsgate,
London, E.C.2
- Nusound,
360 Kilburn High Road,
London, N.W.6
- Nusound,
36 Lewisham High Street,
London, S.E.13
- Francis of Streatham,
169-171, Streatham High Road,
London, S.W.16
- Hampstead High Fidelity Ltd.,
91 Heath Street,
London, N.W.3
- The Recorder Company,
188, West End Lane,
London, N.W.6
- C. C. Goodwin Ltd.,
7, The Broadway,
London, N.22
- Nusound,
2 Maryland Point Station,
Stratford,
London E.15
- Studio Tapes Ltd.,
199, Hoe Street,
Walthamstow E.17
- Aberdeen**
Aberdeen Sound Centre,
25a, Belmont Street.
- C. Bruce Miller,
51, George Street.
- Aberdeen Radio Ltd.,
9 Hadden Street.
- Banstead**
Raylec Ltd.,
43, High Street, Banstead, Surrey
- Barnsley**
Geoffrey Barnard,
3, Pitt Street.
- Barnstaple**
O. Nicklin & Son Ltd.,
The Square.
- Bath**
C. Milsom & Son Ltd.,
Northgate.
- Birkenhead**
James McKenzie Ltd.,
Grange Road.
- Birmingham**
C. H. (High-Fidelity) Ltd.,
167/169, Bramsgrove Street,
Birmingham, 5.
- Chas H. Young Ltd.,
170, Corporation Street.
- Griffin Radio Ltd.,
94, Bristol Street,
Birmingham, 5.
- Blackburn**
Holdings of Blackburn Ltd.,
39-41, Mincing Lane.
- Blackpool**
F. Benfell Ltd.,
17, Cheapside.
- Bolton**
Harker & Howarth (Music)
Ltd.,
Goodwin Street,
Bolton, Lancs.
- Bournemouth**
Tape Recorders (Bournemouth)
Ltd.,
874, Christchurch Road,
Boscombe, Bournemouth.
- Brighton**
John King Films Ltd.,
71, East Street.
- Avery's Ltd.,
77, St. James's Street.
- Lanes Radio Ltd.,
11, Gardiner Street.
- Bristol**
Tape Recorder and Hi-Fi
Centres Ltd.,
Stokes Croft.
- Sound Selection Ltd.,
361-363, Gloucester Road,
Bristol 7.
- Bromley**
Bromley Sound,
22, Leitchworth Drive.
- Bury**
John Smith & Son (The Rock)
Ltd.,
184, The Rock,
Bury, Lancs.
- Cambridge**
University Audio,
1-2, Peas Hill.
- K.P. Cameras Ltd.,
12a, Kings Parade.
- Canterbury**
Canterbury Hi-Fi,
St. Dunstan Street.
- Cardiff**
Sound Film Services Ltd.,
(Cinema Liaison Ltd.),
27, Charles Street.
- Carlisle**
Misons,
Chadel Road.
- Coventry**
Coventry Tape Recorder
Services,
33, King William Street.
- R.E.S. Ltd.,
13, City Arcade.
- Crewe**
Charlesworths of Crewe Ltd.,
28, Hightown,
Crewe, Cheshire.
- Darlington**
Geoffrey A. Williams & Son
Ltd.,
Blackwell Gate.
- Derby**
Victor Buckland Ltd.,
41-49, London Road.
- Doncaster**
Tom Jaques Ltd.,
16, Wood Street,
Doncaster, Yorks.
- Edinburgh**
J. Nicholson (Hi-Fi Corner) Ltd.,
1, Haddington Place,
Edinburgh 7.
- Epping**
Chew and Osborne Ltd.,
148, High Street.
- Exeter**
Electrore Ltd.,
162-163, Fore Street.
- Farnham**
Lloyd & Keyworth Ltd.,
26-27, Downing Street,
Farnham, Surrey.
- Gerrards Cross**
Edric Films Ltd.,
34-36, Oak End Way,
Gerrards Cross, Bucks.
- Gillingham**
E. Hadaway,
Watling Street.
- Glasgow**
McCormacks (Music) Ltd.,
33 Bath Street,
Glasgow, C.2.
- Goodmayes**
Unique Radio Ltd.,
6, The Facade,
Goodmayes, Essex.
- Gravesend**
Bennett & Brown Ltd.,
50, 60b & 60c, Wrotham Road,
Gravesend, Kent.
- Great Yarmouth**
Norfolk Radio,
12, Broad Row,
Gt. Yarmouth
- Guildford**
P. J. Equipments,
21, Onslow Street.
- Huddersfield**
J. Wood & Son Ltd.,
67, New Street,
Huddersfield, Yorks.
- Ilford**
Nusound,
87-100, Pioneer Market,
Ilford Lane,
Ilford, Essex.
- Kirkcaldy**
Caitness Brothers,
270, High Street.
- Leamington Spa**
W. M. Tysons,
41, Russell Street,
Leamington Spa, Warks.
- Leeds**
Becketts Film Services Ltd.,
The Headrow,
Leeds 1, Yorks.
- Leicester**
United Film Services,
7, King Street.
- Tape Recorder Centre,
72a, Church Gate.
- Linton**
H. S. W. Speechley & Co.,
49, High Street,
Linton, Cambs.
- Liverpool**
Beaver Radio (Liverpool) Ltd.,
20-22, Whitechapel,
Liverpool, Lancs.
- Luton**
Coventry Radio Ltd.,
189, Dunstable Road,
Luton, Beds.
- Maidstone**
Sloman & Pettit,
Pudding Lane.
- Manchester**
Lancs Hi-Fi Ltd.,
8, Deansgate,
Manchester, 3.
- Godleys Radio & T.V. Ltd.,
Shude Hill.
- Mansfield**
Syd Booth,
11, Queens Street.
- Middlesbrough**
McKenna & Brown Ltd.,
122, Linthorpe Road,
Middlesbrough, Yorks.
- Newcastle-upon-Tyne**
Turners (Newcastle-upon-Tyne)
Ltd.,
Camera House, Pink Lane,
Newcastle-upon-Tyne.
- J. G. Windows Ltd.,
1-7, Central Arcade.
- Northampton**
Audiocraft Ltd.,
Abington Square.
- Nottingham**
Petes Electronics Ltd.,
163, Arkwright Street.
- Nuneaton**
Taylors Pianos Ltd.,
119, Abbey Street.
- Oxford**
L. Westwood Ltd.,
George Street.
- Plymouth**
A. E. Ford Ltd.,
84, Cornwall Street.
- Portsmouth**
H. R. Knight,
71, Tangier Road.
- Redcar**
McKenna & Brown Ltd.,
135, High Street,
Redcar, Yorks.
- Rugby**
Berwick Hi-Fi Centre,
5, Sheep's Street,
Rugby, Yorks.
- Salisbury**
Suttons Hi-Fi Centre Ltd.,
50, Blue Boar Row,
Salisbury, Wilts.
- Skegness**
Norman Throp Ltd.,
68, Lumley Road,
Skegness, Lincs.
- Sheffield**
Sheffield Photo Co. Ltd.,
6, Norfolk Row,
Fargate.
- Shrewsbury**
Avon Hi-Fi Ltd.,
13, Wyle Cop,
Shrewsbury, Salop
- Southampton**
Hamiltons Ltd.,
35, London Road.
- Southport**
Wayfarers Radio Ltd.,
Burton Arcade.
- Stafford**
Tom Reekie Ltd.,
10, Bridge Street,
- St. Helens**
Harold Stott Ltd.,
18, Westfield Street,
St. Helens, Lancs.
- Stoke-on-Trent**
Wilson's Radio Ltd.,
30-32, Liverpool Road,
Stoke-on-Trent, Staffs.
- Stockport**
W. J. & M. Bayliss Ltd.,
611, Gorton Road,
Reddish, Stockport.
- Swansea**
W. J. Holt Ltd.,
Picton Arcade.
- Teddington**
Daytronics Ltd.,
119a, High Street,
Teddington Lock, Middx.
- Truro**
John Fry Ltd.,
Hi-Fi Centre,
6, Cathedral Lane,
Truro, Cornwall.
- Fords**
9 Pytar Street.
- Winchester**
Southern Recorder Service,
34, St. Georges Street.
- Woking**
D. W. Hughes & Sons Ltd.,
5, Central Buildings
Chobham Road.
- Worcester**
Johnson's Sound Service,
Sibbury.
- Wilmslow**
Transistor Centre,
Green Lane,
Wilmslow, Cheshire.
- Worthing**
Bowers & Wilkins Ltd.,
1, Beckett Buildings,
Littlehampton, Worthing.

If none of these is near enough to you, in case of difficulty, or for free literature, send us the coupon, or give us a ring on WATERloo 1981.

FERROGRAPH

To The Ferrograph Co Ltd Ferrograph House 84 Blackfriars Road London SE1

- Please send me a free brochure on the Ferrograph New Generation Series 7
- or the new Ferrograph Manual for which I enclose £1

NAME

ADDRESS

WW.

the tape recorder with
the hearing-is-believing sound



WW—014 FOR FURTHER DETAILS

Eddystone



Amateur communications receivers

EA12




An amateur bands double-conversion superheterodyne receiver, for a.m, c.w, and s.s.b reception. For all amateur channels between 1.8 MHz and 30 MHz in nine 600 kHz bands with 28 MHz to 30 MHz in four bands.

Primary features: Crystal-controlled 1st oscillator, 2nd oscillator with continuously variable selectivity to 50 Hz, muting switched or by external relay, twin noise limiters, for a.m/c.w, and s.s.b, short-term drift better than 20 Hz and less than 100 Hz in any one hour, 'S' meter calibrated in nine levels of 6 dB and dB levels beyond 'S9', two a.g.c time constants, deep slot filter, independent r.f, i.f, and audio gain controls with outputs for f.s.k and panoramic adaptor.



EC10 communications receiver

The fully transistorized EC10 communications receiver, supreme in its class, covers both medium-wave broadcasting and all shortwave service to 30 MHz. Incorporating the famous Eddystone tuning drive, with logging scale and auxiliary vernier, short-wave reception is particularly simple. Battery-operated or from optional a.c mains unit.



940 H.F. communications receiver

An outstanding 13-valve receiver with two r.f and two i.f stages, silicon diode noise limiter circuit and high quality push-pull output. Built to a professional specification, facilities include provision for c.w, a.m, and s.s.b reception over the range of 480 kHz to 30 MHz in five bands. Suitable for 110/125 V and 200/250 V. 40-60 Hz a.c mains.

Comprehensive information from your Eddystone distributor or: Eddystone Radio Limited, Eddystone Works, Alvechurch Road, Birmingham 31. Telephone: 021-475 2231. Telex: 33708.

A MARCONI COMPANY

WW—015 FOR FURTHER DETAILS

LTD/EDD51

The Lilliput Series



ULTRA MINIATURE, INVERTER, WIDE BAND, CARRIER MATCHING, DRIVER AND PULSE TRANSFORMERS, A.F. AND SMOOTHING INDUCTORS


Gardners Lilliput series of Ultra Miniature transformers has been specifically developed for compatibility with other wired-in modules used on printed circuit boards. Exceptional performance has been achieved by a unique form of construction incorporating extremely thin (down to 3.2 microns) high permeability core materials and a very short length of coil turn. Transformers in this new series are particularly suitable for pulse and switching circuits with rise times of 10 nanoseconds or less




GT12A. Describes the Lilliput series of Ultra Miniature transformers and gives useful information and data on their application in transistor converter/inverter, wide band communication and high speed pulse circuits.

The Alpha Series

FILTERS, DELAY LINES, TRANSFORMERS, MODULATORS, HIGH STABILITY INDUCTORS, TUNED CIRCUITS, OSCILLATORS




A range of custom built components from simple or hybrid transformers and modulators to highly complex multi-section filters or complete active networks of exceptional stability hermetically sealed to DEF. 5214 Humidity Class H1.



GT16. Gives a general description of the Alpha series assemblies and describes their suitability for wide components where a high degree of stability is required.

Low Voltage Isolating and Auto Transformers



A comprehensive range of conventional double wound and auto transformers for applications in industry and in the home. Nearly 200 types are available in six different styles and with outputs from 6 volts to 240 volts and from 5VA rating to 2 kilowatts. All types are normally held in stock in reasonable quantities for immediate delivery.



GT17. Everyone in the electronics industry uses low voltage, isolating and auto transformers at some time or other and this booklet describes the complete Gardner range of this type of transformer in a convenient and presentable form.

Gardners

GARDNERS TRANSFORMERS LIMITED
Christchurch, Hampshire. Tel. Christchurch 2284
Telex 41276 A.B. Gardners Christchurch.

Complete coupon and post indicating publication(s) required

Lilliput Series Alpha Series
Low Voltage Isolating, Auto Transformers

Name

Designation

Company

Address

WW

The new 'WESTMINSTER' solid-state radiotelephone ...from PYE

designed for world markets

The new range of 'Westminster' solid-state radiotelephones is ready for operation anywhere in the world. Pre-production models successfully endured every possible combination of adverse climatic, regional, shock and vibration extremes for over a year. This exacting field-test programme has proved the 'Westminster' range of radiotelephones suitable for global operation.

The 'Westminster' range is type-approved in many countries; dash, universal or motorcycle versions are available.



Pye Telecommunications Limited, Cambridge, England.
Telephone: 0223 61222 Telex: 81166

Psst...!

... take a look at this ... it's the new portable VHF Transceiver from GEC-AEI. It's a beauty - powerful, completely self-contained, compact and light in weight.

Four channels, closely spaced to latest Post Office specifications. Good capabilities of power and endurance. Endless applications, including use as a vehicle-mounted mobile or as an effective base station in conditions where it would not be possible to operate heavier, larger equipment.



GEC-AEI are major suppliers of VHF radio telephone equipment to the Home Office and independent Police Authorities.

Do you know all you should about GEC-AEI Communications equipment? Complete information and full technical specs. are readily available. Why not write to us today?

**Communications
Division**

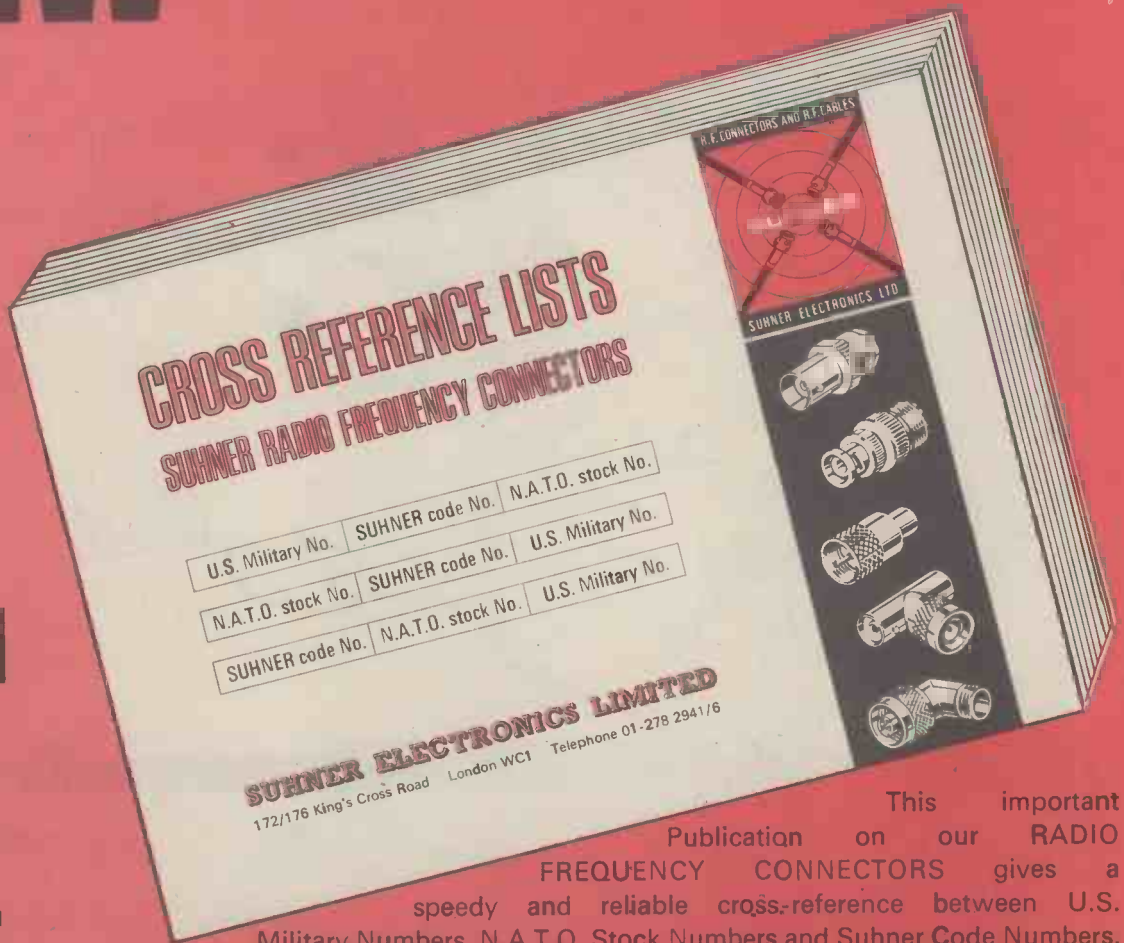
GEC

Information Centre. GEC-AEI (Electronics) Limited Communications Division Spon Street Coventry CV1 3BR
Telephone: Coventry 24155 A management company of The General Electric Company Ltd. of England

WW-018 FOR FURTHER DETAILS

NEW

FROM SUHNER ELECTRONICS



Send
for
your
FREE
copy
today!

This important Publication on our RADIO FREQUENCY CONNECTORS gives a speedy and reliable cross-reference between U.S. Military Numbers, N.A.T.O. Stock Numbers and Suhner Code Numbers.

The Cross-Reference Lists are presented in three sections:—

1. U.S. Military No.	Suhner Code No.	N.A.T.O. Stock No.
2. Suhner Code No.	N.A.T.O. Stock No.	U.S. Military No.
3. N.A.T.O. Stock No.	Suhner Code No.	U.S. Military No.

This new Suhner Connector Publication will be invaluable to Government Establishments, Contractors to Government Departments, the Armed Services and all concerned with N.A.T.O. and U.S. MIL. Specifications.

OUR MINISTRY OF TECHNOLOGY APPROVAL NUMBER IS: 12784.

★ 24 hour
delivery
service

To: SUHNER ELECTRONICS LTD., 172/176 Kings Cross Road, London, W.C.1.

Please send me free of charge.....copy/copies of your Cross Reference Lists.

Name of
Company or
establishment

Address:

For the attention of

Tel. No.

Department

Extn.





Everything! It's what studio sound engineers have been looking (and listening) for. A portable twin-channel recorder, it can be used in the studio or in an outside broadcast van. Philips Pro'12 meets the highest standards of sound quality and versatility, yet it is small and competitively priced. Recording and playback quality of the Pro'12 is of a very high standard. Tapes prepared on a Pro'12 are suitable for immediate broadcasting. Even at the lowest

tape speed of 3 3/4 in/s, the sound quality is at least equal to the DIN 45511 studio equipment specification.

It features:

- Twin-track stereo, twin-track mono and dual-track mono operation on 6.25 mm (1/4 in) wide tape (standard version).
- Extra quarter-track stereo (special version).
- Tape speeds of 9.5 and 19 cm/s (3 3/4 and 7 1/2 in/s).
- Unique "constant load" tape transport.
- Microphone, diode and line inputs for each channel.
- Facilities for mixing input signals of both channels.
- Multiplay, sound on sound and echo effect.
- Fade in and out and dubbing facilities.
- Cueing and pause keys.
- Line and monitoring outputs for each channel.
- Monitoring with stereo headset or built-in loudspeaker, before or after tape.
- VU-control of either channel.
- End-of-tape switch.
- Remote control connection.
- Horizontal or vertical operation.

The Pro'12 gets everything taped



Technical data

Tape speeds

3 3/4 and 7 1/2 in/s (9.5 and 19 cm/s)

Tape

longplay (1800 ft — 540 m) or doubleplay (2400 ft — 720 m)

Reels

Ciné type, max. 7 in (180 mm)

Playing time

for longplay tape on 7-inch reel:

at 7 1/2 in/s: 45 min

for doubleplay tape on 7-inch reel:

at 7 1/2 in/s: 60 min

Deviation on absolute tape speed
less than 0.8%

Wow and flutter

measured acc. to DIN 45507 with EMT 420,

at 7 1/2 in/s: 0.08%

at 3 3/4 in/s: 0.1%

Frequency response

acc. to DIN 45511, playback

at 7 1/2 in/s: 60 ... 12000 Hz, 0-1.5 dB

at 7 1/2 in/s: 40 ... 18000 Hz, 0-2.5 dB

at 3 3/4 in/s: 60 ... 10000 Hz, 0-1.5 dB

at 3 3/4 in/s: 40 ... 15000 Hz, 0-2.5 dB

overall at 7 1/2 in/s:

60 ... 12000 Hz, 0-3 dB

overall at 7 1/2 in/s:

40 ... 18000 Hz, 0-5 dB

overall at 3 3/4 in/s:

60 ... 10000 Hz, 0-3 dB

overall at 3 3/4 in/s:

40 ... 15000 Hz, 0-5 dB

Signal-to-noise ratio

acc. to DIN 45405, weighted,

at 7 1/2 in/s: — 56 dB

at 3 3/4 in/s: — 52 dB

Inputs

a. line: 100 mV, 100 k Ω

b. microphone: < 1mV (unbalanced), suitable for microphones from 50 to 2000 Ω

c. diode: 2-40 mV, 20 k Ω

Other inputs are available optionally

Outputs

a. line:

nom. 0.775 V, max. 4 V, 10 000 Ω

b. monitor (stereo):

nom. 0.775 V, max. 4 V, 10 000 Ω

c. diode: 0.5 — 2 V, 100 k Ω

Other outputs available optionally.

Power supply

110-117-127-220-245 V, 50 or 60 Hz

Power consumption: 80 W

Dimensions and weight

52 x 34 x 24 cm (20 5/8 x 13 3/4 x 9 3/8 in);

23 kg (50.6 lb)


For full technical specification

write for our 8 page Pro'12 brochure.

*Electro-acoustics Division of
Philips Industries,
N.V. Philips'Gloeilampenfabrieken,
Eindhoven, the Netherlands*

PHILIPS

Could you use an accurate D.C. source?




For Testing . . .

For Calibration . . .

For Development Work . . .

Bradley Calibrators and Precision D.C. sources have become accepted standards in Test Rooms and Development Laboratories and on Production Lines . . . Two models are available, each providing D.C. voltages up to 510 volts . . . And both feature the unique Bradley Deviation Control, which by a simple adjustment enables the percentage error of the instrument under test, to be read directly . . .

The output of the Model 123B has an accuracy of 0.2%, sufficient for the setting up and calibration of most Analogue Instruments . . . Whilst the Model 127 provides an extremely stable output having an accuracy of 0.05% . . .



We shall be pleased to send details or arrange a demonstration. Write, or phone

BRADLEY INSTRUMENTS

G. & E. BRADLEY LTD

ELECTRAL HOUSE, NEASDEN LANE, LONDON, N.W.10.
TELEPHONE: 01-450 7811 TELEX: 25583

WW—022 FOR FURTHER DETAILS



Why pay for more sophistication than you can use?


The majority of users of electronic test equipment require accuracy within a band of measurements that is common to many operators. The Dymar System of test instruments covers this need ideally. We have avoided the temptation to include more sophistication than the market wants. This means that your budget will stretch further yet cover your project development, research or quality control. Plus features are:-

- (1) all instruments are energised by a master meter unit.
- (2) the extreme flexibility of a proved plug-in system and
- (3) the money-saving aspect.

Our explicit Short Form Catalogue will give you a run-down on our 700 Series - just complete the coupon or just pin it to your letterhead.

DYMAR

DYMAR ELECTRONICS LIMITED
Colonial Way Radlett Road Watford Herts.
Telephone: 21297/8/9.



Please send me a copy of your Short Form Instrument Catalogue.

NAME

POSITION


COMPANY

ADDRESS

TEL

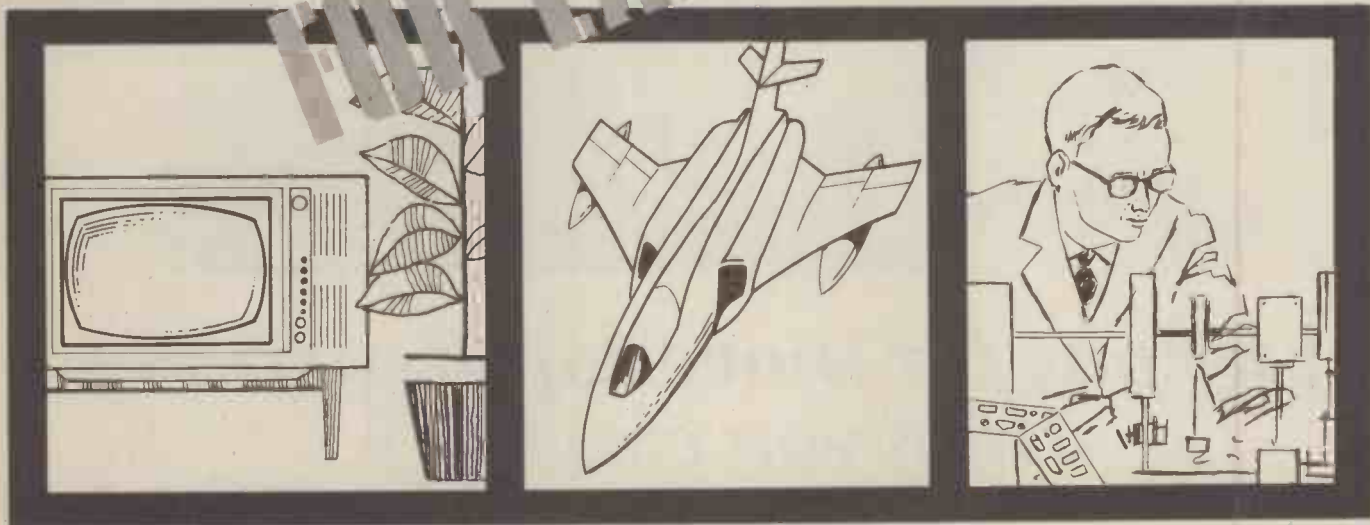
A.C. AND D.C. VOLTMETERS - SEMICONDUCTOR TEST SETS - SIGNAL GENERATORS - NOISE FACTOR METERS - DISTORTION AND WAVEFORM ANALYSERS - 'TRUE' POWER METERS

WW-023 FOR FURTHER DETAILS



FOR SUPERB QUALITY AND WORLD WIDE DISTRIBUTION HALTRON OFFER A VAST SELECTION OF VALVES FOR ALL AREAS OF RESEARCH AND INDUSTRY

FOR EXPORT



FOR QUALITY, RELIABILITY AND WORLD-WIDE AVAILABILITY, RELY ON HALL ELECTRIC'S SPEED, INTELLIGENCE AND REPUTATION

VALVES FOR:

- Radio and Television Manufacturers.
- Radio and Television Service Departments.
- Radio Relay Companies.
- Audio Equipment.
- Electronic Equipment.
- Instrumentation.
- Computers.
- Marine Radar.
- Communication Equipment.
- Research and Development.
- Government Departments.
- Aircraft Military and Civil.
- Ministry of Aviation Approved Inspection.
- Air Registration Board Approved Inspection.

HALTRON

RADIO VALVES & TUBES

All enquiries to:

Hall Electric Ltd., Haltron House, Anglers Lane, London, N.W.5.

Telephone: 01-485 8531 (10 lines). Telex: 2-2573. Cables: Hallelectric, London, N.W.5.

WW—024 FOR FURTHER DETAILS

♣ Technicians Marvel Over The Complete Perfection



Model JR-500SE CRYSTAL CONTROL TYPE DOUBLE CONVERSION COMMUNICATION RECEIVER

- * Superior stability performance is obtained by the use of a crystal controlled first local oscillator and also, a VFO type 2nd oscillator.
- * Frequency Range: 3.5 MHz—29.7 MHz (7 Bands)
- * Hi-Sensitivity: $1.5\mu\text{V}$ for 10 dB S/N Ratio (at 14 MHz)
- * Hi-Selectivity: $\pm 2\text{ KHz}$ at -6 dB $\pm 6\text{ KHz}$ at -60 dB
- * Dimensions: Width 13", Height 7", Depth 10".

TRIO

a product of TRIO Corporation, Tokyo, Japan.

Sole Agent for the U.K.
B. H. MORRIS & CO., (RADIO) LTD.
 84/88 Nelson Street, Tower Hamlets, London E. 1. Phone: 01-790 4824
 Exclusive Distributor in European Continent
TRIO KENWOOD ELECTRONICS S.A.
 160 AVE., Brugmann, Bruxelles 6, Belgium



Model 9R-59DE BUILT IN MECHANICAL FILTER 8 TUBES COMMUNICATION RECEIVER

- * Continuous coverage from 550 KHz to 30 MHz and direct reading dial on amateur bands.
- * A mechanical filter enabling superb selectivity with ordinary IF transformers.
- * Frequency Range: 550 KHz to 30 MHz (4 Bands)
- * Sensitivity: $2\mu\text{V}$ for 10 dB S/N Ratio (at 10 MHz)
- * Selectivity: $\pm 5\text{ KHz}$ at -60 dB ($\pm 1.3\text{ KHz}$ at -6 dB) When use the Mechanical Filter
- * Dimensions: Width 15", Height 7", Depth 10".

TO: B.H. Morris & Co., (Radio) Ltd. ww

Send me information on TRIO COMMUNICATION
 RECEIVERS & name of nearest TRIO retailer.

NAME : _____

ADDRESS : _____

Announcement:

Erie will begin production of Thick Film Integrated Circuits on Monday June 7th 1965

Yes 1965!

Erie were pioneers in thick film integrated circuits back in '65 and now have the lion's share of the market.

And yet many people are still unaware of these facts.

The reason is simple: despite continuous expansion we have always been able to sell more I.C.'s than we could make and so have never advertised them before.

Now after three years of large volume production, further expansion has given us additional production capacity, and we plan to increase our sales accordingly.

The technology of integrated circuitry has advanced to a stage of almost complete acceptance by the Electronics Industry. The advantages of hybrid circuits—miniaturisation, high reliability through reduced solder connections, ruggedness, and the economy of handling one part

rather than several—have resulted in the increasing use of I.C.'s.

Large volume production from our highly automated plant offers significant advantages to users of thick film I.C.'s.

Consistently high quality is combined with prices that we believe are the most competitive in the industry.

Your testing time is reduced by our own stringent factory testing procedure for every unit.

Our design team is able to offer you assistance in determining the best module layout for a particular circuit: a suggested layout can be on your desk, together with a quotation for prototypes and bulk production, within a short time of us receiving the necessary information. But there is a lot more to be said about our I.C.'s than we have room for here. If you would like to fill in the coupon, we'll send you details of our full range.

To: Technical Sales, Erie Electronics Limited, South Denes, Great Yarmouth, Norfolk. Phone: 0493 4911 Telex: 97421.

I would like to receive complete details of your range of thick film integrated circuits.

NAME

COMPANY

ADDRESS

ERIE

ELECTRONICS

LIMITED




CES Resistor Service

saves you money

Standardise on $\pm 5\%$ tolerance

WAYCOM CARBON FILM RESISTORS

for all your requirements



**TWO *
NEW PACKS
AT REDUCED
PRICES**

RATING	OHMIC RANGE VALUES TO E 24	PACK OF 5	PACK OF 10*	PACK OF 25*	PACK OF 100
1/8 W $\pm 5\%$	5.1 Ω to 330K Ω	—	2/2d	4/9d	16/-
1/2 W $\pm 5\%$	10 Ω to 10M Ω	—	2/2	4/9	16/-
1 W $\pm 5\%$	10 Ω to 10M Ω	—	3/3	7/6	23/-
2 W $\pm 5\%$	10 Ω to 10M Ω	3/-	5/9	14/-	45/-

FULL SPECIFICATION OF
WAYCOM CARBON FILM RESISTORS
IS CONTAINED IN OUR NEW 150 PAGE
ELECTRONIC COMPONENTS CATALOGUE.
COMPLETE COUPON FOR YOUR COPY.

Tel: 0223 51471 for orders
Tel: 0223 59101 for other business

CES
by return
service

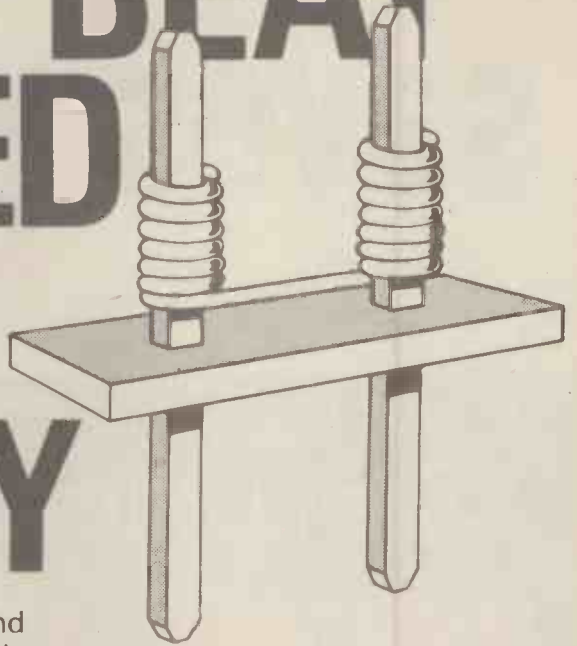
To: COMBINED ELECTRONIC SERVICES LTD. (formerly R T S)
P.O. Box 11, Gloucester Street, Cambridge
Please send me your new catalogue of components available 'by return'

NAME.....

ADDRESS.....

W W

YOU CAN'T BEAT A WRAPPED JOINT FOR RELIABILITY



Failure rates in service better than 0.0000007% per thousand hours. In twelve years Ferranti have made millions of joints *without a single failure.*

For full details of Ferranti Wrapping Tools and accessories contact:-
FERRANTI LTD., ELECTRICAL CONNECTIONS GROUP,
Dunsinane Avenue, Dundee. Telephone: 0382 89311

FERRANTI

KNOW ABOUT WIRE WRAPPING

WW-028 FOR FURTHER DETAILS

DS T189

CUT PRODUCTION TIMES! – benefit from the Versatility and Simplicity of our Systemised MODULE RACK UNITS



- ★ ATTRACTIVE FINISH AND MODERN STYLING
- ★ EX-STOCK DELIVERY AT COMPETITIVE PRICES
- ★ GREAT VERSATILITY OVER 1,000 COMBINATIONS POSSIBLE
- ★ SUITABLE FOR STANDARD 19" RACK OR CASE MOUNTING
- ★ FOR SPECIAL VARIATIONS CONSULT OUR DESIGN SERVICE



VERO'S
Mr SYSTEMS says
*We offer a complete
component packaging
range, of which this
is only one item*



Send now for complete details and prices to:-

VERO ELECTRONICS LTD.


Industrial Estate, Chandlers Ford, Eastleigh, Hants. S05 3ZR.

Tel: Chandlers Ford 2921/4. Telex: 47551

BRANCHES AND AGENTS THROUGHOUT THE WORLD

WW-029 FOR FURTHER DETAILS

If i'd only tried **Pinnacle** first...



Pinnacle


The widest ranging and most comprehensive valve catalogue available from any independent supplier.

PINNACLE ELECTRONICS LTD ACHILLES STREET · NEW CROSS · LONDON S.E.14

Telephone: All Departments—01-692 7285 Direct orders—01-692 7714

WW-030 FOR FURTHER DETAILS

HEATHKIT for Instruments



KIT K/IM-25
£48.10.0 P.P. 10/6

Ready-to-use **A/IM-25**
£59.0.0 P.P. 10/6

New Variable Control Regulated High Voltage Power Supply . . . IP-17

- Furnishes 0 to 400 volts D.C. @ 100 mA maximum with better than 1% regulation for 0 to full load and ± 10 volt line variation
- Furnishes 6 volt A.C. @ 4 amperes and 12 volt A.C. @ 2 amperes for tube filaments
- Provides 0 to -100 volts D.C. bias @ 1 milli-ampere maximum
- Features separate panel meters for continuous monitor for output current and voltage
- Terminals are isolated from chassis for safety
- High voltage and bias may be switched "off" while filament voltage is "on"
- Modern circuit board and wiring harness construction
- 120/240 volt A.C., 50 Hz operation.



KIT K/IP-17
£37.4.0 P.P. 10/6

Ready-to-use **A/IP-17**
£46.0.0 P.P. 10/6

Here's Value in Oscilloscopes!



OS-2
SCOPE



10-12U
SCOPE

5" Wide-band General-Purpose Oscilloscope 10-12u

KIT £36.18.0 Ready-to-use **£46.16.0** P.P. 10/6

Vertical sensitivity: 10 mV r.m.s. per cm at 1 kHz. Frequency response (referred to 1 kHz): ± 1 dB, 8 Hz to 2.5 MHz; ± 3 dB, 3 c/s to 4.5 MHz; -5 dB at 5 MHz. Rise time: 0.08 microseconds or less. Input impedance: (at 1 kHz) 2.7 Megohms at X1; 3.3 Megohms at X10 and X100. Horizontal sensitivity: 50 mV r.m.s. per cm at 1 kHz. Frequency response: ± 1 dB, 1 Hz to 200 kHz; ± 3 dB, 1 Hz to 400 kHz. Input impedance: 30 Megohms at 1 kHz. Time base generator: Range, 10 Hz to 500 kHz in 5 steps, variable, plus 2 switch-selected pre-set sweep frequencies range. Synchronising: automatic lock-in circuit.

3" Portable General-Purpose Service Oscilloscope OS-2


KIT £24.18.0 Ready-to-use **£32.18.0** P.P. 9/-

Vertical amplifier: Frequency response: ± 3 dB, 2 Hz to 3 MHz. Sensitivity: 100 mV r.m.s. per cm. at 1 kHz. Input impedance: 3.3 megohm shunted by 20 pF. Horizontal amplifier: Frequency response: ± 3 dB, 2 Hz to 300 kHz. Sensitivity: 100 mV r.m.s. per cm. at 1 kHz. Input impedance: 10 megohm shunted by 20 pF. Time base generator: Range 20 Hz to 200 Hz. Automatic lock-in sync; Retrace blanking Voltage calibrator: 1 volt, peak-to-peak, 50 Hz. Controls: Brilliance and on/off switch, Focus, Astigmatism, Time base range switch and Fine Frequency, Vertical and Horizontal Gain, Vertical and Horizontal Position.



RF-1U
GEN.

Here's Value in a Signal Generator and VVM!



VVM
IM-13U

General-Purpose RF Signal Generator RF-1u

KIT £13.18.0 Ready-to-use **£20.8.0** P.P. 6/-

Frequency range covers 100 kHz to 200 MHz in six bands. Band A, 100 kHz to 300 kHz; Band B, 300 kHz to 1 MHz; Band C, 1 MHz to 3.1 MHz; Band D, 3.1 MHz to 10 MHz; Band E, 10 MHz to 30 MHz; Band F, 30 MHz to 100 MHz. Calibrated harmonics: 100 MHz to 200 MHz. Accuracy: 2%. Large accurately calibrated disc scales. Factory wired and aligned coil and band switch assembly. Modulated or unmodulated RF output. Output: Impedance, 75 ohms; Voltage, 100 mV. Modulation: Internal, 400 Hz; 30% depth; External, approx. 3 V across 50 Kohms for 30%. Audio Output: Approx. 4V. Valve complement: 1-12AT7, 1-ECF80.

6" Valve Voltmeter, IM-13u

KIT £22.8.0 Ready-to-use **£29.10.0** P.P. 7/6

Range D.C.: 7 Ranges: 0-1.5, 5, 15, 50, 150, 500, 1500 volts full scale. Input Resistance: 11 megohms. Sensitivity: 7, 333, 333 ohms per volt on 1.5 volt range. Circuit: Balanced bridge (push-pull) using twin triode. Accuracy: $\pm 3\%$ full scale. Range A.C.: 7 R.M.S. Ranges: 0-1.5, 5, 15, 50, 150, 500, 1500 r.m.s. full scale. Freq. Response (5v. range): ± 1 db 25 Hz to 1 MHz. Accuracy: $\pm 5\%$ full scale. Input Resistance Capacitance: 1 M Ω . Ohmmeter: 7 Ranges: $\times 1$, $\times 10$, $\times 100$, $\times 1,000$, $\times 10K$, $\times 100K$, $\times 1MEG$. Measures 0.1 ohms to 1000 megohms with internal battery. Meter: 6" 200 μ A movement.

WRITE FOR YOUR **FREE CATALOGUE** TO: **DAYSTROM LTD., GLOUCESTER** Tel: 29451

HEATHKIT for High-Fidelity

NEW! For best Stereo Receiver Value, Solid-state



RECEIVER
AR-14

30 watt FM STEREO RECEIVER, AR-14
KIT K/AR-14 (less cabinet) **£54.0.0** P.P. 13/6
Cabinet £4.10.0 extra

Ready-to-use A/AR-14 (less cabinet) **£75.0.0** P.P. 13/6

Features 31 transistor, 10 diode circuit for cool, natural sound; 20 watts RMS, 30 watts IHF music power at ± 1 db from 15 to 50,000 Hz; preassembled and aligned wideband FM/FM stereo tuner; two power amplifiers and two pre-amplifiers; front panel head-phone jack for private listening; compact $3\frac{1}{2}$ " high \times $15\frac{1}{4}$ " wide \times $12\frac{1}{2}$ " deep size; stereo indicator light; filtered outputs for beat-free stereo taping; anodized aluminium front panel and fast circuit board assembly. Install in a wall, custom cabinet or either Heath factory assembled cabinets (walnut or teak finish extra £4.10.0).

NEW! Low-cost Stereo Receiver, Solid-state



RECEIVER
AR-17

14 watt FM STEREO RECEIVER, AR-17
KIT K/AR-17 (less cabinet) **£39.0.0** P.P. 10/6
Cabinet £3.10.0 extra

Ready-to-use A/AR-17 (less cabinet) **£59.0.0** P.P. 10/6

Ideal for the budget bound, yet boasts state-of-the-art features like all transistor circuitry for natural transparent sound, cool instant operation and long unchanging life... wide 18 to 60,000 Hz response at ± 1 dB at full 5 watt continuous power per channel... 14 watts music power... inputs for phono and auxiliary... automatic stereo indicator light... outputs for 4 thru 16 ohm speakers... adjustable phase so you can tune the best stereo... flywheel tuning... complete front panel controls... fast circuit board assembly... and compact $9\frac{1}{2}$ " deep \times $2\frac{1}{2}$ " high \times $11\frac{1}{2}$ " wide size. Install in a wall, or either Heath factory-assembled cabinets (walnut veneer or teak finish extra £3.10.0).

NEW! Low-cost Mono Receiver, Solid-state

7 watt FM MONO RECEIVER, AR-27
KIT K/AR-27 (less cabinet) **£22.10.0** P.P. 10/6
Cabinet £3.10.0 extra

Ready-to-use A/AR-27 (less cabinet) **£32.0.0** P.P. 10/6

You just can't buy a finer mono receiver with these features at these modest prices. 13 transistor, 6 diode circuit for high-fidelity sound reproduction, long life, low heat, freedom from hum, and service-free operation. 7 watts music power ± 1 db, 25 to 60,000 Hz at 5 watts. Input connectors for phonograph and auxiliary signals. Complete front panel controls. Flywheel tuning. Preassembled and prealigned FM tuner, all other critical parts factory aligned. Easy, circuit board assembly. Compact bookshelf size. 3-way installation... wall, free standing or in a suitable cabinet. 117 v. AC, or 210-240 v. AC, 50 Hz operation. Heathkit factory assembled. Walnut veneered cabinet extra £3.10.0.



RECEIVER
AR-27

Outstanding Performance in a fully Transistorised Amplifier

12 + 12 watt STEREO AMPLIFIER, TSA-12
KIT K/TSA-12 (less cabinet) **£32.16.0** P.P. 10/6
Walnut or Teak Cabinet £3.16.0 extra P.P. N.C.


Ready-to-use A/TSA-12 (incl. cabinet) **£39.10.0** P.P. 10/6

This luxury-quality amplifier utilises transformerless output circuitry using complementary transistors giving superior performance, lower phase shift, wider response and lower distortion. All power transistors are adequately heat-sunked for cool operation and long life. It delivers 12 watts R.M.S. per channel into 8 ohms over an extremely wide frequency range of 16 to 50,000 Hz. A six-position source switch easily handles your records, radio or auxiliary inputs—stereo or mono. The output of one channel relative to the other may be varied by the Balance control and there are Baxandall type tone controls for Bass and Treble boost and cut. Input level controls are mounted on the rear panel for gram and radio inputs. Its high-class performance is matched only by its sleek and attractive low silhouette styling, with its brushed gold-anodised-aluminium front panel and matching brown knobs with spun-gold insets.




AMPLIFIER
TSA-12

**AND OF COURSE GARRARD PLAYERS
SHURE CARTRIDGES AND
HEATHKIT LOUDSPEAKER SYSTEMS**



FREE! CATALOGUE

Describes these and many more kits and ready-to-use models for Stereo, Hi-Fi, Domestic Radio, Record Players, Tape Recorder, Amateur Radio, Short-wave, Test, Educational, Home and Hobby. Save money with Heathkit models. Mail coupon or write to Daystrom Ltd., Gloucester. Tel: 29451.



DAYSTROM LTD., Dept. WW12
GLOUCESTER Tel. 29451

Enclosed is £ _____, plus packing and carriage.

Please send model (s) _____

Please send FREE Heathkit Catalogue.

Name _____
(Please Print)

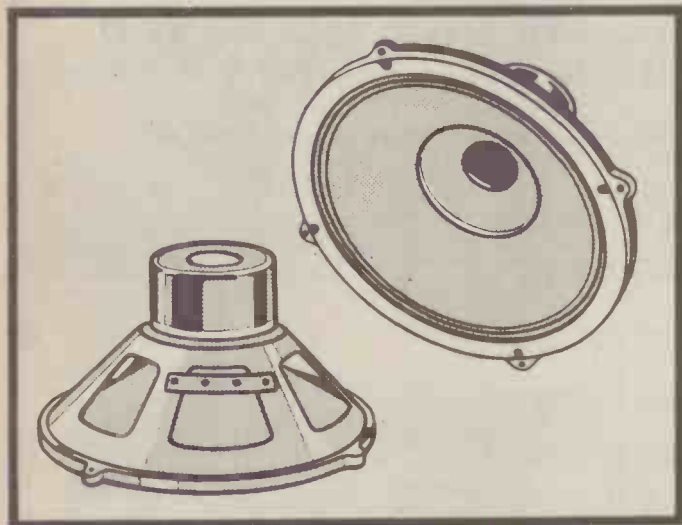
Address _____

City _____

Prices and specifications subject to change without notice.

SHOWROOMS: LONDON: Tottenham Court Road. BIRMINGHAM: St. Martins House, Bull Ring. GLOUCESTER: Bristol Road
WW-032 FOR FURTHER DETAILS

Faithful Reproduction



with the Grampian TC12 loudspeaker

The Grampian TC12 loudspeaker is a high quality twin cone unit at a reasonable price. The loudspeaker is built of high quality materials to a rigid specification and is eminently suitable for good quality sound reproduction. Let us send you full details or better still go and hear one at your local dealers now.

Design for suitable cabinet available.

Grampian manufacture high grade micro-phones, parabolic reflectors, windshields and accessories, also mixers and amplifiers.

Grampian SOUND EQUIPMENT
Integrity that you hear

Send for leaflet giving full details

GRAMPIAN REPRODUCERS LTD

Hanworth Trading Estate, Feltham, Middlesex
Tel: 01-894 9141/3 Cables REAMP, FELTHAM

WW—033 FOR FURTHER DETAILS



Train for tomorrow's world in Radio and Television at The Pembridge College of Electronics.

The next full time 16 month College Diploma Course which gives a thorough fundamental training for radio and television engineers, starts on 1st January 1969.

The Course includes theoretical and practical instruction on Colour Television receivers and is recognised by the Radio Trades Examination Board for the Radio and Television Servicing Certificate examinations. College Diplomas are awarded to successful students.

The way to get ahead in this fast growing industry—an industry that gives you many far-reaching opportunities—is to enrol now with the world famous Pembridge College. Minimum entrance requirements: 'O' Level, Senior Cambridge or equivalent in Mathematics and English.

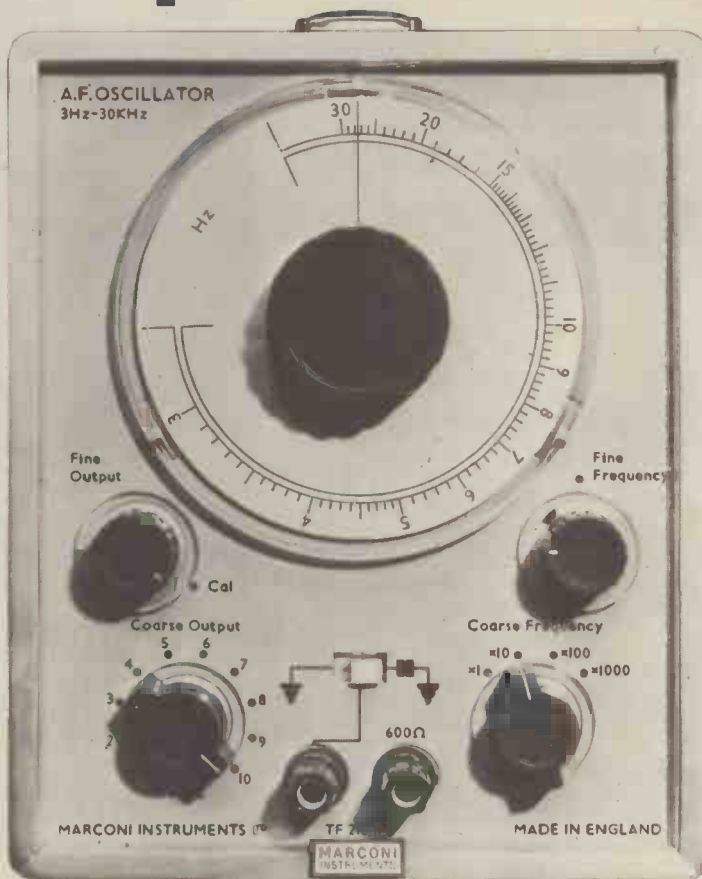
To: The Pembridge College of Electronics
(Dept. ww6), 34a Hereford Road, London, W.2
Please send, without obligation, details of the
Full-time Course in Radio and Television.

NAME

ADDRESS

WW—034 FOR FURTHER DETAILS

How many £90 AF Oscillators give you performance like this?



Just the one!

Typically, low priced oscillators give very low output, and dubious accuracy. But not the new M.I. A.F. Oscillator TF 2102/M1!

This fully transistorised instrument gives a full 10 volt output, *complete* freedom from amplitude bounce and a frequency range extending from 3 Hz to 30 kHz. All at £90.

Check these brief spec. points against

any other A.F. oscillator in its price bracket. Then send for more information. You'll be even more convinced.

High Output : 10 volts across 600 ohms in 1 volt steps, with fine control giving continuous cover between steps with at least 5% over lap.

Wide Frequency Range: 3 Hz to 30 kHz in 4 decade bands.

Low Distortion: Harmonic content less than 1%: hum and noise less than -80dB relative to full output.

No Amplitude Bounce: A special circuit for automatic level control replaces the usual thermistor, entirely eliminating amplitude bounce and reducing potentiometer noise over the frequency range.



An English Electric Company.

Send for full technical details:

MARCONI INSTRUMENTS LIMITED

Longacres, St. Albans, Hertfordshire, England. Telephone: St. Albans 59292. Telex: 23350.

NOW—Knight-Kits quality at new lower prices!

... and anyone can build them

Simple, step by step instructions enable you to build these right-up-to-date Knight-Kits hi-fi units at a much lower price than similar made-up units. Acclaimed by reviewers, the Knight-Kits range offers equipment to everyone's standards and specifications using professional components. Get your free Knight-Kit booklet now showing hi-fi units, 'scopes and test equipment, plus car tuning, photographic and other interesting electronic kits. Here are some typical examples.



KG 865 50 Watts Stereo Amplifier

25 watts I.H.F. per channel. Response ± 1 dB, 18 to 30,000 Hz. All silicon transistors for stability and cleaner sounds. Wide power band width 20 to 20,000 Hz at 1% harmonic distortion. £34 19s. 6d. Teak case extra £4 14s. 5d. plus 13s. 1d. tax. Postage 10s. 0d. complete kit. 5s. 0d. case.



KG 795 Stereo Tuner All Silicon

transistor Stereo F.M. Tuner. Frequency response ± 1 dB, 30 to 15,000 Hz, harmonic distortion less than 1%. 88 to 108 MHz tuning range. Matches KG 865 or other amplifiers. Automatic stereo switch. £20 16s. 2d. Teak case extra £4 14s. 5d. plus 13s. 0d. tax. Tuning Heart £6 3s. 4d. plus £1 12s. 8d. tax. Postage 10s. 0d. complete kit. 5s. 0d. case.



KG 980 Stereo F.M. Receiver

Combined Stereo F.M. Receiver and amplifier with 25 watts I.H.F. channel. Frequency response ± 1 dB, 18 to 30,000 Hz. Tuning range 88 to 108 MHz. Speaker outputs for 4 - 16 ohms. £55 3s. 6d. Teak case extra £5 1s. 6d. plus 14s. 0d. tax. Tuning Heart £6 6s. 4d. plus £1 12s. 8d. tax. Postage 10s. 0d. complete kit. 5s. 0d. case.



Star

Roamer 5 band shortwave receiver

A deluxe A.M. receiver able to cover world Ham and R.T. conversations plus all the usual A.M. programmes. Covers 200 to 400 KHz and 550 KHz to 30 MHz in 5 band-switched ranges with special features for needle sharp separation and maximum sensitivity (10 microvolts for 10 dB signal to noise ratio). Automatic volume control and noise limiter. £21 19s. 0d. Postage 10s. 0d.

KG 375A

Auto Analyzer



Kit This simple to assemble kit makes car tune-ups and trouble-shooting fast and easy with professional

results. to get more power, better performance and more miles per gallon. You can perform actual road tests too. Self powered with lots of special features. £23 17s. 6d. Postage 10s. 0d.



KA3


Battery Charger Kit

Car battery charger for easy winter starting and prolonged battery life. Ruggedly designed for long life and easily portable. 49s. 11d. Postage 1s. 0d.

Electronic Science

Lab Kit. 100 in 1

Create over 100 transistor and valve projects with this components kit. Build amplifiers, voltmeter, crystal set radio, code buzzer, solar cell, without special tools. 156 page manual gives full instructions on principle and practice. £16 2s. 11d. plus 5s. 1d. tax. Postage 7s. 6d.



Timing Light

Kit By checking ignition timing, synchronization of double-

breaker arms and sparking-advance your car gets better performance, reliability and more miles to the gallon. This high-intensity type of timing light enables accurate checks to be made, especially in conjunction with the auto analyzer kit, KG 375A. £9 19s. 6d. Postage 7s. 6d.



LC1

Code Oscillator Kit

Code practice oscillator, hand key, battery, for code practice with flasher and speaker. Ideal for learning international morse code. £3 19s. 6d. Postage 1s. 0d.

New 960 page Hobbies Manual 12 Hobbies Sections · over 12,000 units & components for dozens of Hobbies 16/6

Please send me: Free Knight-Kits brochure
The new Electronics Hobbies Manual, (16/6)
Enclosed is a cheque/postal order for 16/6 (which includes the 5/- pp) made payable to Electronics (Prop. STC) Ltd.

Name

Address

WW6

knight-kit Quality built-in, built up by you.


Electronics (Prop. STC) Ltd.,
Edinburgh Way, Harlow, Essex.



electronics

WW—036 FOR FURTHER DETAILS

POTENTIOMETER MODEL 'E'



FAN-COOLED LOADING RESISTOR

Immediate delivery on all J.J. instruments—why wait for quality that cannot match ours?



DECADE CAPACITANCE BOX

All J.J. instruments are always immediately available from stock. And every J.J. instrument is made to the highest British standards of reliability and design. Prices are very competitive, too.

The range includes Laboratory Capacitors, Potentiometer Bridges, Volt Ratio Boxes, Galvanometers, Eddy Current Dynamometers, Decade Resistors and Inductors, and Power Loading Resistors. Please write for descriptive literature to the manufacturers.

J.J. LLOYD INSTRUMENTS LTD.

Brook Avenue, Warsash, Southampton

Tel: Locks Heath 84221

WW—037 FOR FURTHER DETAILS

Wireless World, December 1968

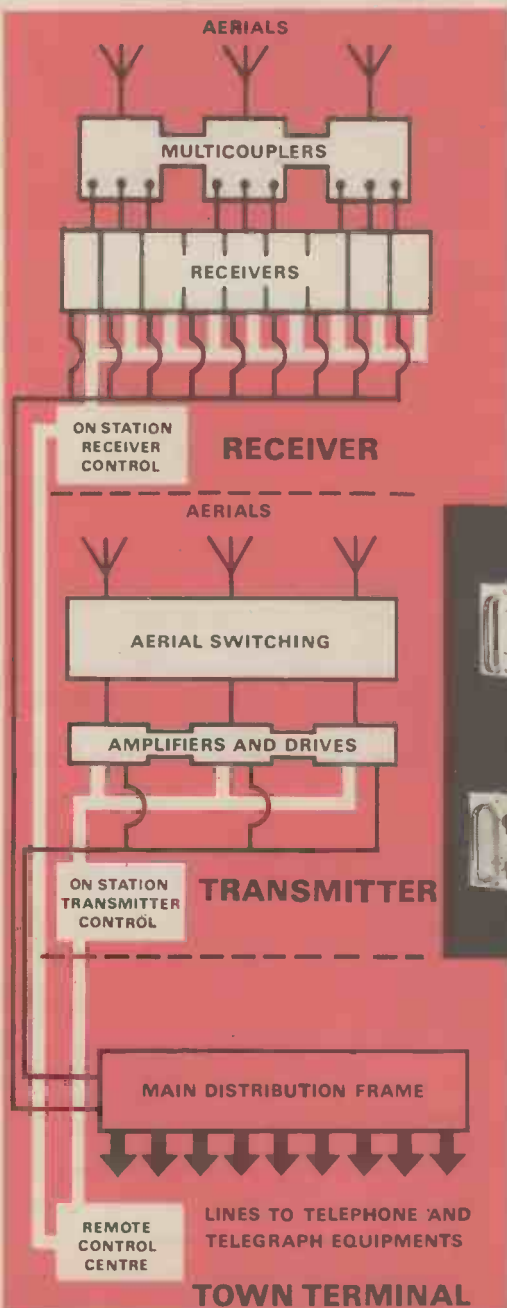
Cut the operational and maintenance costs of your HF radio station right now —with STANFAST

Here's how

STANFAST Systems—the STC concept of automated h.f. radio stations—permit transmitting and receiving installation to be controlled completely by one man from a central location.

STANFAST Systems provide high speed frequency changing, automatic performance monitoring and rapid fault location affording optimum traffic handling capability and maximum revenue.

STANFAST Systems use the latest techniques in radio design, demand smaller sites and require less maintenance than hitherto. Initial capital cost is lower and return on investment is greater.



STANFAST MODULATOR UNITS
Used with STC h.f. exciter unit Type 4021-D to supply modulated drive to STANFAST amplifiers. Two identical outputs are provided for dualling of service.
Type A.1442-A provides SSB, LSB and DSB emissions A3, A3A, A3B, A3J, A7A, and A9B at an output frequency of 100kHz.
Type A.1443-A for FSK emissions F1, F4, F6 and on-off keying A1. Nominal output frequency 100kHz.

Standard Telephones and Cables Limited, Radio Division,
Oakleigh Road, New Southgate, London, N.11.
Telephone: 01-368 1200. Telex: 261912.

world-wide telecommunications and electronics

STC

prepare now for tomorrow's world

Today there is a huge demand for technologists such as electronics, nuclear and computer systems engineers, radio and television engineers, etc. In the future, there will be even more such important positions requiring just the up-to-date, advanced technical education which C.R.E.I., the Home Study Division of McGraw-Hill Book Co., can provide.

C.R.E.I., Study Programmes are directly related to the problems of industry including the latest technological developments and advanced ideas. Students claim that the individual tuition given by the C.R.E.I. panel of experts in each specialised field is comparable in technological content with that of technical colleges.

Why C.R.E.I. Courses are best

No standard text books are used — these are often considerably out-of-date when printed. C.R.E.I. Lesson Material contains information not published elsewhere and is kept up-to-date continuously. (Over £50,000 is spent annually in revising text material.)

Step-by-step progress is assured by the concise, simply written and easily understood lessons.

Each programme of study is based on the practical applications to, and specific needs of, Industry.

Take the first step to a better job now—enrol with C.R.E.I., the specialists in Technical Home Study Courses.

C.R.E.I. PROGRAMMES ARE AVAILABLE IN:

Electronic Engineering Technology * Industrial Electronics for Automation * Computer Systems Technology * Nuclear Engineering * Mathematics for Electronics Engineers * Television Engineering * Radar and Servo Engineering

City and Guilds of London Institute: Subject No. 49 and Advanced Studies No. 300.



The highest level of
Technical Home Study.

C.R.E.I. (London), Walpole House,
173-176 Sloane Street, London S.W.1.
A subsidiary of McGraw-Hill Inc.

POST THIS COUPON TODAY FOR A BETTER FUTURE

To C.R.E.I. (London), Walpole House, 173-176 Sloane Street, London, S.W.1.
Please send me (for my information and entirely without obligation) full details of the Educational Programmes offered by your Institute.

My interest is City and Guilds please tick General

NAME _____

ADDRESS _____

EDUCATIONAL BACKGROUND _____


ELECTRONICS EXPERIENCE _____

WW113

JACKSON


THE BIG NAME IN PRECISION COMPONENTS

TETFER VARIABLE CAPACITOR



- ★ Miniature $\frac{1}{2}$ in. square, .5 maximum height.
- ★ Low loss P.T.F.E. dielectric.
- ★ 1500 V test.
- ★ Low temperature co-efficient.
- ★ Adjustable from above or below
- ★ Smooth ★ Easy ★ Precise ★ Multiturn
- ★ No locking required
- ★ 10pF swing, 2pF minimum
- ★ Low loss siliconed ceramic base
- ★ Has all the answers
- ★ More reliable than air.

STAND-OFF INSULATORS



Jackson stand-off insulators are designed to perform well in rigorous environments. Their insulation resistance exceeds 20 million meg-ohms even when atmospheric humidity is high. (They meet British Services test specification DEF5334.) They will withstand high steady voltages and intense r.f. fields. Forty different types: ask for catalogue.

- ★ Working voltages up to 10kV.
- ★ Stoved-on silicone treatment: water repellent.
- ★ Ceramic bodies.
- ★ Silver-plated tags.
- ★ No solder. No plastic. No adhesives.

NEW FLEXIBLE SHAFT COUPLING



This new shaft coupling embodies the same well tried principles used in our Couplings. Only $\frac{3}{4}$ in. diameter, $\frac{3}{8}$ in. long, permits constant velocity coupling and mis-alignment of .005 in. and 15°. Robust too. Can take 15lbs in. torque.

CORD DRIVE TYPE "D"



The Type D slow-motion drive finds many uses, as two-speed Cord Drive and, nowadays, as direct/slow drive for panel mounting.



It's reliable if it's made by Jackson!

Write for literature

JACKSON BROS. (London) LTD.

DEPT. W.W. KINGSWAY—WADDON
CROYDON, CR9 4DG

Phone: Croydon 2754-5 (01-688) 'Grams: Walfilco, Croydon

WIRELESS WORLD

ENQUIRY SERVICE FOR PROFESSIONAL READERS

To obtain further details of any of the coded items mentioned in the Editorial or Advertisement pages of this issue, please complete one or more of the attached cards entering the reference number(s). Your enquiries will be passed on to the manufacturers concerned and you can expect to hear from them direct in due course. Cards posted from abroad require a stamp. **These Service Cards are valid for six months from the date of publication.**

PLEASE USE CAPITAL LETTERS

Pour obtenir tout renseignement complémentaire sur les produits mentionnés dans les articles ou dans les pages publicitaires de ce numéro nous vous prions de remplir une ou plusieurs des cartes ci-jointes en inscrivant le ou les numeros de référence. Vos demandes de renseignement seront transmises aux fabricants intéressés qui, en temps voulu, vous feront parvenir une réponse. Il est nécessaire d'affranchir les cartes postées à l'étranger. **Ces cartes de service sont valides pendant six mois à partir de la date de publication.**

PRIÈRE D'ECRIRE EN LETTRES MAJUSCULES

Weitere Einzelheiten über irgendwelche Artikel, die auf Radaktion-oder Anzeigen-seiten erscheinen, erhalten Sie, indem Sie eine oder mehrere der beigelegten Karten ausfüllen und die Kenn-nummer(n) angeben, Ihre Anfrage wird an den Hersteller weitergeleitet, und Sie werden dann direkt von ihm hören. Karten die im Ausland aufgegeben werden, müssen frankiert werden. **Diese Service-Karten sind sechs Monate vom Ausgabetag gültig.**

BITTE IN BLOCKSCHRIFT AUSFÜLLEN

Per ulteriori particolari in merito agli articoli menzionati nel testo o nelle pagine pubblicitarie di questo numero Vi preghiamo di completare una o più delle schede allegate citando il numero o i numeri di riferimento. La Vostra richiesta sarà inoltrata ai fabbricanti interessati che Vi risponderanno direttamente. Le schede dall'estero devono essere regolarmente affrancate. **Questo scontrino di servizio è valido per sei mesi dalla data di pubblicazione.**


SI PREGA DI COMPILARE LE SCHEDE
STAMPATELLO

Con objeto de obtener más detalles de cualquiera de los artículos mencionados en las páginas editoriales o de anuncios de este número sírvase rellenar una o más de las unidas tarjetas citando el número o números de referencia. Sus consultas serán transmitidas a los fabricantes interesados de quines tendrán noticias directamente a su debido tiempo. Las tarjetas enviadas desde el extranjero requieren franqueo. **Estas tarjetas de servicio son validas durante 6 meses a partir de la fecha de publicación.**

SÍRVASE ESCRIBIR CON LETRAS MAYUSCULAS


TEKTRONIX OSCILLOSCOPES FOR TELEVISION SYSTEMS

The Tektronix range of instruments for TV Studios and Transmitters includes




**TYPE 528
MOD. 188G**
Waveform Monitor for use with camera outputs, video system output lines, transmitter video input lines, CCTV systems and educational TV systems. (Also available for use on NTSC standard.)
£379 plus £62.5-0 duty

TYPE 453 MOD. 127C DC-to-50MHz Portable Sweep-delay Oscilloscope with built-in TV Sync Separator, solid-state design for highly-accurate work in tough environmental conditions..... £960



TYPE 520 MOD. 188M Vectorscope with push button controls for quick accurate measurements. Chrominance Phase and Amplitude, Luminance Amplitude, Differential Phase and Differential Gain Measurements. Solid-state reliability. (Also available for use on NTSC standard.)
.....£877 plus £144.2-0 duty



TYPE RM 529 MOD. 188D Multi-standard Waveform Monitor — can be used on any of the 4 systems without internal adjustment to carry out the majority of television waveform measurements required.
.....£621 plus £102.4-0 duty

TEKTRONIX U.K. LTD

Beaverton House Harpenden Herts

Telephone: Harpenden 61251. Telex: 25559

For Overseas enquiries: AUSTRALIA: Tektronix Australia Pty. Ltd., 4-14 Foster Street, Sydney, N.S.W. CANADA: Tektronix Canada Ltd., Montreal, Toronto & Vancouver.

FRANCE: Relations Techniques Intercontinentales S.A., 134 Avenue de Malakoff, Paris XVI. SWITZERLAND: Tektronix International A.G., P.O. Box 57, Zug, Switzerland.

REST OF EUROPE AND THE MIDDLE EAST: Tektronix Ltd., P.O. Box 36, St. Peter Port, Guernsey, C.1. All other territories: Tektronix Inc., P.O. Box 500, Beaverton, Oregon, U.S.A.



TIMERS

MICRO SWITCHES

IMMEDIATE DESPATCH

NEW

Solid State Process Timer type TDS



LATEST CIRCUIT PROVIDES PROLONGED ACCURACY

- 1% REPEAT ACCURACY
 - OCTAL BASE PLUG-IN
 - CIRCUIT CONTAINS BUILT-IN VOLTAGE STABILISER
 - CONTACTS: Timed out 5 amp C/O Instantaneous 0.15 amp normally open 30 sec and 60 sec Linear dials 110 and 240 VAC operated
- Approximately £10 dependent on quantity

SYS MINI-TIMER



SYNCHRONOUS MOTOR & CLUTCH

- ★ 10 MILLION OPERATIONS
- ★ Instantaneous & Timed out 3 AMP contacts.
- ★ Repeat Accuracy $\pm 1\frac{1}{2}\%$ 10 secs to 28 Hrs. May also be used as impulse start and automatic reset.

£11.0.0 approx. dependent on quantity.

NEW



TEMPERATURE CONTROLLER TYPE THP

- THERMISTOR OPERATED
- OCTAL BASE PLUG-IN
- COMPACT

Temperature ranges up to 280°C
Output contacts .4 amp
Repeat Accuracy 3% full scale
Complete with Thermistor

Approximately £15 dependent on quantity

VV-15-1A



- ★ 15/10 AMPS. c/o
- ★ 100,000 ops.

1/11 each per 1,000
Single Throw 1/6 each

FLOATLESS LIQUID LEVEL CONTROL



- ★ 5 amp. OUTPUT CONTROL CONTACTS
 - ★ Solid State
 - ★ Octal Base plug-in
- The most compact unit available, measures only 2½" x 2½" x 3".

Approx. £4.0.0.

dependent on quantity.

SINGLE AND TREBLE STAINLESS ELECTRODES AVAILABLE.

STP Sub-Mini Process Timer SYNCHRONOUS MOTOR & CLUTCH



- Matchbox size frontal area.
- Automatic re-set.
- ★ PLUG-IN OCTAL BASE
- ★ INSTANTANEOUS AND TIMED OUT 2 AMP CONTACTS
- ★ RANGES: 10 SECS. TO 36 MINS.

ap prox. £5.0.0 each.

PROXIMITY SWITCH

YL2 GPA



- ★ For Batching, Conveyors, Machine Tool Control, Packaging, Sorting, etc.
- ★ Senses ferrous objects.
- ★ Needs no mechanical force or pressure to operate.
- ★ Solid state sensing head includes constant voltage circuit.
- ★ Mains operated.

approx. £12.10.0 dependent on quantity.
OTHER INDUCTIVE AND CAPACITY TYPES AVAILABLE

SLB CAPACITY PROXIMITY SWITCH



- Senses any object :
- PACKETS BOTTLES
 - CARTONS BOXES
 - CANS

empty or full, ferrous and non-ferrous materials.

STAINLESS PROBE

remote from 240v AC Power Pack which

Incorporates own 5 amp relay.

- and level control of GRANULES
- POWDERS
- LIQUIDS

Approximately £20.0.0 complete dependent on quantity.

S5G



- ★ 1 MILLION OPS. 5 amp. c/o Sub-miniature Micro-switch.

2/6 each per 1,000

VAQ



- ★ 10 amp. c/o PUSH BUTTON
- Panel mounting. Buttons in six colours.

4/4 each per 1,000.

LIMIT SWITCH

WL 10 FNJ

- ★ 10 AMP 2 CIRCUIT
- ★ 5 INCH FLEXIBLE ACTUATOR AS ILLUSTRATED

AS LOW AS 53/9 EACH.

FIVE OTHER STANDARD TYPES AVAILABLE

V-10-1B



- ★ 1 MILLION OPERATIONS.
- ★ 10 amp. c/o.
- ★ COMPARE OUR SPEC. & OUR PRICES WITH

OTHER SIMILAR TYPES.

Screw Terms. 3/1 each per 1,000

V-10-1A Solder Tags 2/3 each per 1,000
VV-15 IC2 187 Amp Tags 2/6 each per 1,000

NEW ! Approx. 3/3 each per 1,000.

CCR-5



Light force wire operated Micro-switch
Designed for even more economical coin operation mechanisms.

U.L. APPROVED (Appr. No. 32667)

U.S. MILITARY SPECIFICATION

Stockists: B.P.G. Ltd., Leicester 61460; Edmundsons Electronics Ltd., London, New X 9731; A. C. Farnell Ltd., Leeds 35111; Gordon Wilson Ltd., Blackburn 59921; G.D.S. Ltd., Bucks. Slough 30211
DISTRIBUTORS FOR EIRE: SOUTHERN ELECTRONICS LTD. CORK 26488

OMRON PRECISION CONTROLS

DIVISION OF I.M.O. PRECISION CONTROLS LTD.

(Dept. W.W.9), 313 Edgware Road, London, W.2

Tel. 01-723 2231

WW-040 FOR FURTHER DETAILS



Coaxial Cables

from $\frac{3}{8}$ " to 3"


foam or air dielectric

with

Connectors

available from stock.

Larger sizes to order.



ANDREW ANTENNA SYSTEMS

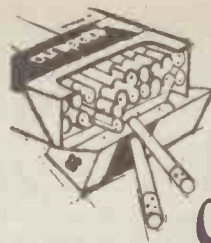
LOCHGELLY • FIFE

Tel. Lochgelly (059-278) 561

Telex 72491

WW-041 FOR FURTHER DETAILS

AA-2B



We put 23,340 cigarettes

in our Budget
combination storage
unit!

Think what you could
put in it!

Storage. Lots of it, for a thousand things you stock: replacement parts; light bulbs; cameras; anything up to 7" x 8" x 10". Safety drawer-stops as 'standard'. Smooth guide runners thro'out. All in a compact 3ft 6in. high, 2ft 11in. wide, 1ft deep area. Ready assembled, in stove enamelled green or grey. With 18 handy, 6 large, 8 king-sized drawers. At £17 5s. worth every penny! See the rest of the N. C. Brown range!



£17 5s.
carriage free
on mainland

N.C. BROWN LTD.
pacesetters in storage equipment

Send your FREE BROCHURE or Send (how many) Budget Storage Units @ £17 5s. in green or grey

NAME _____
ADDRESS _____
Dept. WW Eagle Steelworks, Heywood, Lancs. Tel: 69018
London: 25-27 Newton St., W.C.2. Tel. 01-405 7931

WW-042 FOR FURTHER DETAILS

**ACCUMULATOR PERFORMANCE.
DIRECT FROM A.C. MAINS.**

Valradio

**CONTINUOUSLY VARIABLE
HIGH CURRENT POWER SUPPLIES.**



★ TYPE:
250VRU/30/20.

PRICE: £131 5 0.

FEATURES

- ★ 0-30V. Continuously variable.
- ★ 20A. over the voltage range.
- ★ Fully smoothed—low impedance.
- ★ Output voltage stabilised.
- ★ Complete with v/amp. meters.
- ★ Suitable for 19in. racking.
- ★ Incorporates heavy duty silicon rectifiers.
- Fixed outputs of 12 or 24 v. up to 24 amps also available.

APPLICATIONS

- ★ Production testing and servicing to 6-12-24-28 v. equipments.
- ★ Fuel pumps—D.C. motors—heaters — relays — wind-screen wipers, etc., etc. in: Vehicle and Boat electrical systems.
- Simulated 12 and 28 v. aircraft electrical supply.
- ★ Servicing V.H.F. radio telephone within B.C.A.R.'s.
- ★ Widely used by Ministry of Technology. (Ref.: No. 10K/CA3035) and airline operators.
- ★ 0-60: 0-120: 0-240 v. also available.

Avoid the extra expense of super regulation you may never need. We shall be happy to assist with your power conversion problems. Call, write or telephone 01-890 4837.

VALRADIO LTD., DEPT. C16, BROWELLS LANE, FELTHAM, MIDDLESEX, ENGLAND. Tel. 01-890-4242.


Export enquiries invited. Demandes concernant l'exportation sollicités. Se invitan consultas sobre exportación. Exportanfragen erbeten.

WW-043 FOR FURTHER DETAILS

NEW

Series 500

Amplifiers & Tuners



Armstrong
the high fidelity sound

521 Stereo Amplifier (top photograph)

A superb new transistor amplifier from Armstrong with a performance that is second to none. It is based in circuitry and internal layout on the highly successful 421 amplifier which it supersedes. Its got 25 watts power output per channel (continuous sine wave), a total of 50 watts, and all the facilities you could wish for in a top class amplifier. Inputs for magnetic and ceramic pickups, tape playback and radio, rumble filter, two treble filters, loudness control, tape monitor and headphone listening. Stabilised power supply, output transistor protective circuit and plug-in modules for easy servicing.

523 AM-FM Tuner (lower photograph)

524 FM Tuner

Two alternative tuners to match the 521 amplifier in looks and performance. Both tuners provide high sensitivity and top quality on the FM band and, with the optional M4 Stereo Decoder added, give wonderful results on stereo radio.

For all those who want AM radio as part of their sound system, the 523 gives excellent coverage of the medium and long wavebands.

Each Series 500 model comes complete with high quality teak case, for which there is no extra charge.

The full Armstrong range of high fidelity products:

521 Stereo amplifier	£52 0 0
523 AM-FM Tuner	£51 10 0
524 FM Tuner	£39 10 0
425 FM Tuner-amplifier	£78 5 9
426 AM-FM Tuner-amplifier	£87 6 9
M4 Stereo Radio Decoder	£9 10 0
127 AM-FM Tuner-amplifier	£42 17 9
M5 Stereo Decoder (for 127)	£14 10 0

Have you read the review of the 426 Tuner-amplifier in the October Hi Fi News? If not we will gladly send you a copy. For full details and technical specifications of all models, plus stockists list, post coupon or write mentioning 12WW 68.

Armstrong Audio Limited

Wartlers Road, London, N.7
Telephone: 01-607 3213

Name _____

Address _____

12WW 68



WW—044 FOR FURTHER DETAILS

FREE TO AMBITIOUS ENGINEERS

—THE LATEST EDITION OF ENGINEERING OPPORTUNITIES

Have you sent for your copy?

ENGINEERING OPPORTUNITIES is a highly informative 132-page guide to the best paid engineering posts. It tells you how you can quickly prepare at home for a recognised engineering qualification and outlines a wonderful range of modern Home Study Courses in all branches of Engineering. This unique book also gives full details of the Practical Radio & Electronics Courses, administered by our Specialist Electronics Training Division—explains the benefits of our Appointments Dept. and shows you how to qualify for five years' promotion in one year.

SATISFACTION OR REFUND OF FEE

Whatever your age or experience, you cannot afford to miss reading this famous book. If you are earning less than £30 a week, send for your copy of "ENGINEERING OPPORTUNITIES" today—FREE.

WHICH IS YOUR PET SUBJECT?

Radio
Television
Electronics
Electrical
Mechanical
Civil
Production
Automobile
Aeronautical
Plastics
Building
Draughtsmanship
B.Sc.
City & Guilds
Gen. Cert. of Education
etc., etc.

PRACTICAL EQUIPMENT

Basic Practical and Theoretic Courses for beginners in Radio, TV, Electronics, etc. A.M.I.E.R.E. City & Guilds Radio Amateur's Exam. R.T.E.B. Certificate P.M.G. Certificate Practical Radio Radio & Television Servicing Practical Electronics Electronics Engineering Automation

INCLUDING TOOLS!

The specialist Electronics Division of B.I.E.T. NOW offers you a real laboratory training at home with practical equipment. Ask for details.



POST COUPON NOW!

Please send me your FREE 132-page "ENGINEERING OPPORTUNITIES" (Write if you prefer not to cut page)

NAME

ADDRESS

SUBJECT OR EXAM. THAT INTERESTS ME

303B

BRITISH INSTITUTE

OF ENGINEERING TECHNOLOGY

(Dept. 303B), Aldermaston Court, Aldermaston, Berkshire

THE B.I.E.T. IS THE LEADING INSTITUTE OF ITS KIND IN THE WORLD

WW-045 FOR FURTHER DETAILS

Accurate and direct measurement of speed without coupling to moving parts



FRAHM

Resonant Reed TACHOMETERS

for hand use or permanent mounting.

Ranges and combinations of ranges from 900 to 100,000 r.p.m.

Descriptive literature on FRAHM Tachometers and Frequency Meters is freely available from the Sole U.K. distributors:

ANDERS METER SERVICE

ANDERS ELECTRONICS LTD. 48/56 BAYHAM PLACE, BAYHAM STREET LONDON NW1 TEL: 01-387 9092. MINISTRY OF AVIATION APPROVED

WW-046 FOR FURTHER DETAILS

Valradio TRANSVERTORS

(TRANSISTORISED D.C. CONVERTORS/INVERTORS)

TYPE B12/200S

Input: 12v - 10 + 25%

Output: 115-230v ± 10%. 50 ± 1/2 Hz.

PRICE £67.12.0

OTHER SINEWAVE UNITS ranging from 30w up to 200w are available from 12-24-50-110v D.C. input, prices £18.0.0 up to £75.0.0.

THE "S" RANGE have been specially designed for operating frequency and waveform sensitive equipment such as video tape recorders, Hi-Fi amplifiers, precision instruments, etc.

FREQUENCY STABILITY (± 1/2 Hz) with low distortion and good voltage regulation by the ferro-resonant method.

WE SHALL BE HAPPY TO DISCUSS YOUR POWER CONVERSION PROBLEM:

CALL, WRITE, OR TEL: 01-890 4837

EXPORT ENQUIRIES INVITED:—Demandes concernant l'exportation sollicités—Se Invitan consultas sobre exportación —Exportanfragen erbeten.

VALRADIO LIMITED, Dept. C15
BROWELLS LANE · FELTHAM · MIDDLESEX · ENGLAND
Tel: 01-890 4242

WW-047 FOR FURTHER DETAILS

QUAD 50 is a single channel 50 Watt amplifier designed for Broadcast, Recording and other applications in the Audio industry, completely proof against misuse and giving the highest quality of reproduction.



INPUTS - 0.5 Vrms unbalanced with provision for an optional plug-in transformer for bridging 600 ohms lines.

OUTPUTS - isolated providing 50 watts into almost any impedance from 4 to 200 ohms.

DIMENSIONS - 12 $\frac{3}{4}$ " x 6 $\frac{1}{4}$ " x 4 $\frac{1}{2}$ "

Complete the coupon and post today.

Please send me full details of the **QUAD 50** Amplifier

NAME

POSITION

COMPANY

ADDRESS

(BLOCK CAPITALS)

ACOUSTICAL MANUFACTURING CO. LTD.,
HUNTINGDON. Telephone: Huntingdon (0480) 2561/2

W W


QUAD

for the
closest approach
to the
original sound


WW—048 FOR FURTHER DETAILS

Bullers CERAMICS

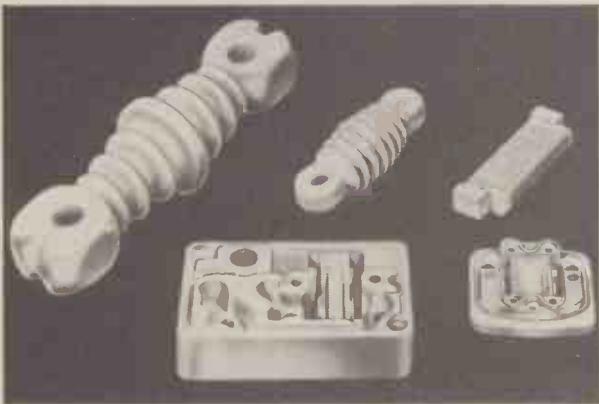
for the **ELECTRONIC INDUSTRY**
(and Electrical Appliance Manufacture)



Frequelex—for high-frequency insulation.



Refractories for high-temperature insulation.



Bullers porcelain for general insulation purposes.

Meticulous care in manufacture, high quality material, with particular attention applied to *dimensional precision and accuracy*, explain the efficiency and ease of assembly when using Bullers die pressed products.

Write today for detailed particulars.

BULLERS LIMITED

Milton, Stoke-on-Trent, Staffs.

Phone: Stoke-on-Trent 54321 (5 lines)

Telegrams & Cables: Bullers, Stoke-on-Trent

London Office: 6 Laurence Pountney Hill, E.C.4

Phone: MANsion House 9971

WW—049 FOR FURTHER DETAILS

Solder with the *NEW & IMPROVED* **PRIMAX OR PRIMAXA** SPOTLIGHT SOLDERING GUN



PRIMAX
60 WW SPOTLIGHTS
99/8d EACH 5/- P & P.
PRIMAXA
100 WW SPOTLIGHTS
129/8d EACH
5/- P & P.

Distributors:

S. KEMPNER LIMITED

384A Finchley Road · LONDON · N.W.2

Tel: 01-794 2371—01-435 6365

WW—050 FOR FURTHER DETAILS

ALL TIED UP WITH MICROPHONE LEADS?



Do you find that your leads are always getting in the way? Then use the LUSTRAPHONE "Radiomic" System and then you'll have no lead at all. Capable of providing a microphone link over distances of $\frac{1}{4}$ mile, the "Radiomic" in no way limits the performance of even the finest microphones. The perfect mates for the "Radiomic" are the LUSTRAPHONE 10 watt and 50 watt Amplifiers. By employing brilliantly simple and advanced circuitry, these amplifiers combine performance and reliability to a greater degree than ever before. Brief Specification:— Frequency Response 20Hz -20KHz ± 1 dB. Total Distortion 0.5% at full power. Send for free illustrated leaflets giving full details of "Radiomic" Systems and 10 watt and 50 watt Amplifiers.



lustraphone


THE FOREMOST NAME IN MICROPHONES

Lustraphone Ltd., Regents Park Road, London N.W.1

01-722 8844

WW—051 FOR FURTHER DETAILS

Wireless World, December 1968

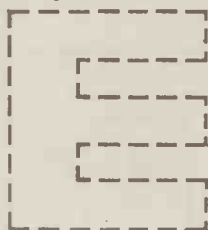


controlled soldering starts with an Enthoven preform




New free booklet describes the complete range of Enthoven Solder products: preforms among them. Ask now for your copy of 'Soldering with Enthoven'.


The right amount of solder, in the right place, every time. The right alloy to suit the surfaces to be joined. The right flux for effective wetting. The right heat-source. Enthoven know about this kind of thing, will give advice, supply preforms—cored or solid. Controlled soldering means economical soldering. Soldering with Enthoven preforms saves solder, time and wastage. Cuts costs. Produces a stronger, cleaner job. Enthoven supply washers, rings, shims and strips in a wide variety of alloys, cored and solid, and design to meet special requirements.



ENTHOVEN SOLDERS LIMITED

Head Office and Sales Office
Dominion Buildings, South Place, London, EC2
Telephone: 01-628 8030





S.N.S.

Aspects no 3

NEW 12 AND 40 WATT TUNER / AMPLIFIERS

The new S.N.S. Tuner Amplifiers are a marriage of the S.N.S. crystal controlled AM or FM Tuners and a new range of fully transistorised amplifiers, which have been developed for the distribution of radio programmes in Factories, Hospitals, Hotels, etc.

Two versions are at present available, one a 12/17 watt unit and the other a 40/50-watt unit, both available with or without an additional preamplifier which is complete with priority circuit for a low impedance microphone. These amplifiers are supplied mounted on a satin finished 19" panel with carrying handles. A cabinet, finished in black crackle, is available when the units are not rack mounted.

Both the CD12/T and CD40/T have full short and open circuit protection, 100 v. line (0-50/0-50) and low impedance output and have been designed for continuous operation under varying temperature and load conditions.

The following Tuner configurations are available:

1. Single channel - Either Radio 2, or 3, or 4, or Local Radio.
2. Single channel - Either 208, or 247 metres Medium Wave.
3. Switched - Radio 2, 3, 4 or Local Radio.

For further details on these new units, or for any other of the products listed below please write, phone or telex:

**J. V. H. ROBINS, Marketing Director,
S.N.S. COMMUNICATIONS LTD.,**

851, Ringwood Road, West Howe, Bournemouth, Hants., England.

Telex 41224. Tel.: Northbourne 4845/2663.

Manufacturers of: Transistor Amplifiers, Crystal AM and FM Tuners, Radiomicrophones, Cabinet and Line Source Loudspeakers, Loudspeaking Intercom Systems, Hotel Radio and Intercom Systems.



A member of the Firth Cleveland Group.

WW-053 FOR FURTHER DETAILS

Made in England



ALL YOUR SOUND~ With the NEW LM 300 from London Microphone

Latest release in the range of LM Microphones is the most sophisticated design yet. The robust, metal construction with its good back-to-front discrimination is ideal for speech reinforcement systems and recordings.

Recommended retail price from £12 including built-in cable and quick release stand adaptor, depending on impedances.

For details of the LM300 and other superb microphones in the LM range, please ring or write to:

London Microphone Company Ltd

182-4 Campden Hill Road, London, W.8. Telephone: 01-727 0711
(24 hour answering service) Telex 23894

WW-054 FOR FURTHER DETAILS

M. R. SUPPLIES, LTD., (Established 1935)

Universally recognised as suppliers of UP-TO-DATE MATERIAL, which does the job properly. Instant delivery. Satisfaction assured. Prices nett.

FAN FLOW EXTRACTOR FANS. Undoubtedly today's greatest bargain for domestic or industrial use. For 200/250 volts A.C. 7,500 cu. ft. per hour. Easily installed, fitted weatherproof louvres which open when motor is switched on and close when off. Only 6 1/2 in. dia. Our nett price only £7/5/0. (despatch 5/-).

MINIATURE RUNNING TIME METERS (Sangamo). We have great demands for this remarkable unit and now can supply immediately from stock, 200/250 v. 50 c. synchronous. Counting up to 9,999 hours, with 1/10th indicator. Only 1 1/2 ins. square, with cyclometer dial, depth 2 ins. Many industrial and domestic applications to indicate the running time of any electrical apparatus. Easy to install, 6/3/- (des. 1/6).

SYNCHRONOUS TIME SWITCHES. (Another one of our popular specialities) 200/240 v. 50c., for accurate pre-set switching operations. Sangamo 8.254, providing up to 3 on-off operations per 24 hours at any chosen times, with day-omitting device (use optional). Capacity 20-amps. Compactly housed 4 in. dia., 3 1/2 in. deep, £6/4/6 (des. 4/6). Also same excellent make new domestic model, no wiring and easy setting and installation. Portable with lead and 13-amp plug, same duty as above (less day-omitting), £4/14/0 (des. 4/6). Full instructions with each.

ELECTRIC FANS (Papet), for extracting or blowing. The most exceptional offer we have yet made. 200/250 v. A.C. Induction motor—silent running. 2,800 r.p.m. duty 100 C.F.M. Only 4 1/2 in. square and 2 in. deep. Ideal for domestic or industrial use. Easy mounting, £3/5/- (des. 3/6).

SMALL GEARED MOTORS. In addition to our well-known range (List G.M.564), we offer small open type S.P. Units 200/250 v. A.C. 1, 6, 12, 24, 60 r.p.m., approx. 5 in. long, with 1 in. shaft projection each side and enclosed gearbox. Suitable for display work and many industrial uses. Only 89/6 (des. 3/-).

MINIATURE COOLING FANS. 200/250 v. A.C. With open type induction motor (no interference), Overall 4 in. x 3 1/2 in. x 2 1/2 in. Fitted 6-bladed metal impeller. Ideal for projection lamp cooling, light duty extractors, etc., still only 28/6 (des. 4/6).

AIR BLOWERS. Highly efficient units fitted induction totally enclosed motor 230/260 v. 50 c. 1 ph. Model SD.26, 60 CFM (free air) to 11.5 CFM at 15 WG (size approx.) 6 x 6 x 7 in. Outlets 2 1/2 in. square, £3/10/- (des. 5/-). Model SD.27, 130 CFM (free air) to 40 CFM at 1.2 WG, 8 x 7 x 9 in. outlet 2 1/2 in. sq., £11/15/6 (des. 5/-). Model SD.28, 260 CFM (free air) to 127 CFM at 1.5 WG, 11 x 8 x 9 in., outlet 3 in. sq., £13/17/6 (des. U.K. 7/6).

SYNCHRONOUS ELECTRIC CLOCK MOVEMENTS (as mentioned and recommended in many national journals). 200/250 v. 50 c. Self-starting. Fitted spindles for hours, minutes and central sweep second hands. Central one-hole fixing. Dia. 2 1/2 in. Depth behind dial only 1 in. With back dust cover, 35/- (des. 1/6). Set of three brass hands in good plain style. For 6 7/16 in. dia. 2/6 For 8 1/10 in. dia. 3/6 set.

SYNCHRONOUS TIMER MOTORS (Sangamo). 200/250 v. 50 c/s. Self-starting 2 in. dia. x 1 1/2 in. deep. Choice of following speeds: 1 r.p.m., 12 r.p.h., 1 r.p.h., 1 rev. 12 hours, 1 rev. per day. Any one 39/6 (des. 1/6). Also high-torque model (G.E.C.), 2 1/2 in. x 2 in. x 1 1/2 in. 8 r.p.m., 57/6 (des. 1/6).

SMALL BENCH GRINDERS. 200/250 v. A.C./D.C. With two 3 in. diameter wheels (coarse and fine surfaces). Bench mount, very useful household or industrial units. £7/17/6 (des. 6/-).

EXTRACTOR FANS. Ring mounted all metal construction. T/E Induction motor, silent operation, 8 in. blade, 10 in. max. dia., 400 CFM, £5/15/- (des. 6/-). Same model 10 in. blade, 12 in. max. dia., 500 CFM, £6/6/- (des. 6/-).


IMMEDIATE DELIVERY of Stuart Centrifugal Pumps, including stainless steel (most models).

**M. R. SUPPLIES, Ltd., 68 New Oxford Street, London, W.C.1
(Telephone: 01-636 2958)**

WW-055 FOR FURTHER DETAILS

Wireless World, December 1968

Check all systems —



— Loudspeaker systems, that is — and go GOODMAN'S.

Choose a Goodmans loudspeaker for its looks — let Goodmans name be your guarantee of quality.

There are now six Systems in Goodmans High Fidelity range including Mambo and Marimba (NEW last month).

The choice widens — the quality remains the same. All offer the finest High Fidelity reproduction anywhere. Check for yourself — at your Goodmans dealer.



... and of course Goodmans are the makers of the world-acclaimed transistorised stereo amplifier, Maxamp 30, too, and the Stereomax tuner — the Goodmans record-player completes the picture. All High Fidelity, all Stereophonic, and all with Goodmans reputation behind them.

THIS is *the* Audio Suite — send for a free colour booklet.

Goodmans for High Fidelity



- 1 NEW! MAMBO* 10½" x 8½" x 8" deep. £17.18.0 + £4.0.5 P.T.
- 2 MAXIM Mini-system. 10½" x 5½" x 7½" deep. £16.7.0 + £3.13.5 P.T.
- 3 NEW! MARIMBA* For wall mounting. 19" x 13" x 5½" deep. £19.5.0 + £4.6.3 P.T.
- 4 MEZZO II Flush fitted attenuator. 19½" x 12" x 9" deep. £30.18.0.
- 5 MAGNUM-K. 3 speakers. 2 attenuators. 24" x 15" x 11½" deep. £40.2.0.
- 6 ELEGANZIA II. 27" x 20" x 6½" deep. £30.0.0.

All finished in Teak or Walnut to order.
*Sold in ready matched pairs.

Goodmans Loudspeakers Ltd., Axiom Works, Wembley, Middlesex. Tel.: 01-902 1200

FREE Please send me

- Goodmans Audio Suite Booklet
 Goodmans High Fidelity Manual featuring all Goodmans products.

Tick which required.

Name _____

Address _____

ww 12

Telcon
 soft magnetic
 materials give
 today's circuits
tomorrow's
 performance



A metering current transformer made by Smith Hobson Ltd., which uses five Telcon Mumetal strip wound toroidal cores.

*
 Please send for further details of Telcon soft magnetic materials.

look ahead with-
T M TELCON

TELCON METALS LTD., Manor Royal, Crawley, Sussex.
 Telephone: Crawley 28800. Member of the **BICC** Group of Companies.

WW—057 FOR FURTHER DETAILS

S&C

PC

Printed Circuits Big deal in Printed Circuits

When it comes to large quantity production you get the best deal from Printed Circuits Ltd. The production of all types of printed circuits, to customers' exact requirements, is covered by a fast, efficient design or prototype service.



Short runs present no problem, but capacity is available for fast quantity production, and the assembly of components. If your project demands quality, quantity, speed and price control — ring Coventry 24155 today.

Printed Circuits Ltd.,
 Spon Street Coventry CV1 3BR
 Tel: Coventry 24155


A subsidiary of The General Electric Co. Ltd. of England

WW—058 FOR FURTHER DETAILS

WOW!

And how to stop it

First, measure it — on the Rank Studio Flutter Meter. The Type 1740 measures accurately the degree of Wow and Flutter on sound recorders and reproducers.



For more information write to:

RANK
STUDIO
EQUIPMENT
 Woodger Road,
 Shepherds Bush,
 London, W.12.
 Tel. 01-743 2050

WW—059 FOR FURTHER DETAILS



The 'Polymite' Capacitor

The capacitor that is undaunted by moisture and has no elaborate casing

The *Hunt's M310 miniature 'Polymite' metallised film tubular capacitor suffers no ill effects from high humidity conditions. There is a rapid recovery of insulation resistance after exposure to moisture. Physical size is down, and a useful range of capacitance values is available.

Impermeable 'polyester' film dielectric with the exclusive 'castellated' metallising is used to produce a sound capacitor which is truly miniature, while offering good electrical parameters.

Capacitance range: 100 pf to 47,000 pf
Voltage ratings: 250 V.d.c. 500 V.d.c. 750 V.d.c.



ERIE ELECTRONICS LTD

SOUTH DENES, GREAT YARMOUTH, NORFOLK

Telephone: 0493 4911 Telex: 97421

'Polymite' is a registered trademark





MILLIONS OF OPERATIONS FOR 6d!

The GEC type RCX dry reed capsule will switch a 5W resistive load several million times and is suitable for fast low level applications where reliability and long life are required. It is hermetically sealed and has a contact resistance of not greater than 150 milliohms. A fully automated production unit

has been set up to produce high quality reeds to an extremely severe Post Office telephone exchange specification, and the same modern techniques are being used on this industrial version which is offered at 6d in bulk quantities. Small quantities cost a penny or two more.



THE M-O VALVE CO. LTD.

BROOK GREEN WORKS · HAMMERSMITH · LONDON W6
TELEPHONE: 01-603 3431 · TELEX: 23435

WW—061 FOR FURTHER DETAILS

DARLINGTONS

DI6P4 SILICON PLANAR EPITAXIAL NPN DARLINGTON AMPLIFIER

$V_{CBO}=40V$, $V_{CEO}=20V$, $V_{EBO}=12V$, $P_T=320mW$,
 $T_J=120^\circ C$, $T_O=-98$

$B \geq 20,000$ at 100mA, 5V,
 $B \geq 7,000$ at 2mA, 5V, 1Kc/s
 $B \geq 3$ at 2mA, 5V, 20Mc/s

Recommended as a pre-amplifier

LI4B SILICON PLANAR NPN PHOTO DARLINGTON AMPLIFIER

$V_{CBO}=18V$, $V_{CEO}=12V$, $V_{EBO}=8V$, $P_T=150mW$,
 $T_J=85^\circ C$, $T_O=-98$

$t_d=60\mu S$, $t_r=250\mu S$, $t_s=0.5\mu S$, $t_f=150\mu S$
 $I_L=100mA$ max. $I_D=100nA$ max.

$I_L=2mA$ typ. (>0.5) at $V_{CE}=5V$, $H=2mW/cm^2$

PRICES:

DI6P4 7/8 (1-99) 5/0 (100 up) EX-STOCK
LI4B 16/6 (1-24) 14/0 (25 up) LONDON

RASTRA Electronics Ltd.,
275/281 King Street, London, W.6. Tel: RIV 2960

WW—062 FOR FURTHER DETAILS

"Q-MAX" sheet metal punches

FOR QUICK AND CLEAN HOLES


30 SIZES:

ROUND:
 $\frac{3}{8}$ " to 3"

SQUARE:
 $\frac{11}{16}$ " and 1"

RECTANGULAR:
 $\frac{21}{32}$ " x $\frac{15}{16}$ "

Full list on application



- Simple operation
- Quick, clean holes (up to 16 gauge mild steel)
- Saves time and energy
- Burr-free holes—no jagged edges
- Special heat treatment maintains keen cutting edge
- Anti-corrosive finish prevents rusting
- Used all over the world

Obtainable from Radio, Electrical and Tool Dealers,
Wholesale and Export Enquiries to:—

"Q-MAX" (electronics) LTD. Napier House, High Holborn, London, W.C.1.

WW—063 FOR FURTHER DETAILS

ANOTHER CLEVER SWITCH BY IOR

Now IR introduces a unique thyristor rated at 80 amperes and offering performance capability as yet unmatched by any other manufacturer. Now you can toss out complex firing circuits, get more power output per thyristor and the lowest cost system. The ACE thyristor allows low-amplitude soft firing and has the industry's highest di/dt rating (800 amps per microsecond), along with high-frequency performance to 10 kHz (250 amperes peak at 50 Hz and 190

amperes peak at 5 kHz.) It's rated up to 1440 volts (PTRV), provides 200 V/ μ s dv/dt and fast turn-off. Advance

specifications, application reports and devices available from

IR—The Current Slicers—now. International Rectifier, Hurst Green, Oxted, Surrey.
Tel: Oxted 3215.

the
current
slicers
have an
ace*
up
their
sleeves



thyristor with Accelerated Cathode Excitation



the
sensitive
type
one in
ten
million!



PHILIPS

Every aspect of microphone manufacture is covered by the makers of ten million of them—Philips. Presentation and directivity are made to suit requirements. In fact, whatever your needs, there's one in ten million for you. Please ask for full information.



PYE TVT LIMITED

PHILIPS SOUND
Addlestone Road, Weybridge
Tel: Weybridge (97) 45511. Telex: London 262319

WW—065 FOR FURTHER DETAILS

TVT 23

VARI-STAT

THERMOSTATIC

SOLDERING IRON

**HIGH PRODUCTION MINIATURE
MODEL D. 50 WATT**

Weight .. 2 oz.
Heating time 50 secs.
Bit Sizes .. 1/16", 3/32", 1/8", 3/16", 1/4"
Nickel or Iron Plated
Voltage .. 250 to 12 volts
Price 60/6

**HIGH PRODUCTION INSTRUMENT
MODEL H. 150 WATT**

Weight .. 6 oz.
Heating time 1 min. 45 sec.
Bit Sizes .. 3/16", 1/4", 3/8", 7/16"
Nickel or Iron Plated
Voltage .. 250 to 24 volts
Price 87/6

OTHER VARI-STAT IRONS:—

Miniature Model M 50 watt Push-in Bits 1/32",
1/16", 3/32"
Instrument Model B 70 watt Bit Size 11/64"
Industrial Model I 500 watt Bit Size 5/8"

CARDROSS ENGINEERING CO., LTD.

Woodyard Road, Dumbarton

Phone: Dumbarton 2655

MINIATURE IRON (Half Size)



WW—066 FOR FURTHER DETAILS

TRANSIREG ®

(Patents Pending, Registered Trade Mark)

**SOLID STATE, CONSTANT VOLTAGE
HIGH POWER FLOAT BATTERY
CHARGERS WITH AUTOMATIC
CURRENT LIMITING**

- ★ Will charge batteries and feed external DC loads such as telemetry, logic, instrumentation, data processing.
- ★ Wide range of units, up to 400V. and 1000 amp.
- ★ Sealed space for accumulators provided.
- ★ Will act as DC emergency power supply.
- ★ Prevents overcharging.
- ★ Accumulator life prolonged.
- ★ Float or boost charging.
- ★ Ideally suitable for use with Transipack Inverters as emergency AC supply.



Typical Transireg
with accumulator
space.



**INDUSTRIAL
INSTRUMENTS
LIMITED STANLEY RD., BROMLEY, KENT**

Tel: 01-460 9212

Grams: Transipack Bromley

WW—067 FOR FURTHER DETAILS

LEVELL VOLTMETERS

measure μV 's from

1Hz to 450MHz

TRANSISTOR A.C. MICROVOLTMETERS

Response from 1Hz to 3MHz with amplifier output available. Two versions differ only in meter size and bandwidth switch on type TM3B.

TYPE TM3A
£49

Complete with battery and input lead.

OPTIONAL EXTRAS
Leather case £4/10/-
A.C. Power Unit £7/10/-



TYPE TM3B
£63

Complete with battery and input lead.

OPTIONAL EXTRAS
Leather Case £5.
A.C. Power Unit £7/10/-

VOLTMETER RANGES

15 μV , 50 μV , 150 μV 500V f.s.d.
Accuracy $\pm 1\%$ $\pm 1\%$ f.s.d. $\pm 1\mu\text{V}$ at 1kHz.

dB RANGES

-100dB to +50dB in 10dB steps. Scale
-20dB to +6dB. 0dB = 1mV into 600 Ω .

FREQUENCY RESPONSE

Above 500 μV : $\pm 3\text{dB}$ from 1Hz to 3MHz.
 $\pm 0.3\text{dB}$ from 4Hz to 1MHz.
On 500 μV : $\pm 3\text{dB}$ from 2Hz to 2MHz.
On 150 μV : $\pm 3\text{dB}$ from 4Hz to 1MHz.
On 50 μV : $\pm 3\text{dB}$ from 7Hz to 500kHz.
On 15 μV : $\pm 3\text{dB}$ from 20Hz to 200kHz.

AMPLIFIER OUTPUT

150mV at f.s.d. on all ranges. Will drive a load of 200k Ω and 50pF without loss.

POWER SUPPLY

One type PP9 battery, life 1000 hours; or, A.C. mains when Power Unit is fitted.




BROADBAND VOLTMETERS

As A.C. Microvoltmeters plus H.F. probe to extend response to 450MHz. Two versions differ only in meter size and L.F. bandwidth switch on type TM6B.

TYPE TM6A
£85

Complete with battery and input lead.
OPTIONAL EXTRAS

Leather Case £4/10/-
A.C. Power Unit £7/10/-



TYPE TM6B
£99

Complete with battery and input lead.

OPTIONAL EXTRAS
Leather Case £5.
A.C. Power Unit £7/10/-

H.F. VOLTAGE RANGES

1mV, 3mV, 10mV 3V f.s.d. Square law scales. Accuracy $\pm 4\%$ of reading $\pm 1\%$ of f.s.d. at 30MHz.

H.F. dB RANGES

-50dB, -40dB, -30dB +20dB.
Scale -10dB to +3dB. 0dB = 1mV into 50 Ω .

H.F. RESPONSE

$\pm 0.7\text{dB}$ from 1MHz to 50MHz.
 $\pm 3\text{dB}$ from 300kHz to 400MHz.
 $\pm 6\text{dB}$ from 400MHz to 450MHz.

L.F. RANGES

As TM3A and TM3B except for the omission of 15 μV and 150 μV .

POWER SUPPLY

One type PP9 battery, life 1000 hours on L.F. ranges and 400 hours on H.F. ranges; or, A.C. mains when Levell Power Unit is fitted.

LEVELL

PORTABLE INSTRUMENTS

Fully detailed leaflets are available on our complete range of portable instruments

LEVELL ELECTRONICS LTD., Park Road,
High Barnet, Herts. Tel.: 01-449 5028

WW-068 FOR FURTHER DETAILS



Jack Peters uses a WELLER

at work and at home!

Jack Peters knows the quality and reliability of the Weller soldering equipment he uses during the day—so he naturally chooses Weller for all the soldering jobs around the house. The same technical know-how and perfection go into both.

The world's widest range of quality soldering tools offers:

TEMPERATURE CONTROLLED IRONS with iron plated tips which control temperature without limiting



performance. For mains or low voltage.

RAPID SOLDERING GUNS. Instant heat models. Just reach for the solder . . . 4 seconds and the job's done.

LOW INITIAL COST. The range of Marksman Irons—25, 40, 80, 120 & 175 watt,—all have pretinned nickel plated tips.

There's a Weller soldering tool for every job and every pocket. Send for full details of our range.

Weller Electric Limited

REDKILN WAY · HORSHAM · SUSSEX. Telephone: 0403 61747

WW—069 FOR FURTHER DETAILS

The largest range of I.C. BREADBOARDING EQUIPMENT . . .



12 PAGE FULLY ILLUSTRATED BROCHURE

Choose your integrated circuit breadboarding system from the world's largest range—Chequerboards. There are five standard sizes of Patchboard, backed up by more than twenty types of carrier, which enable any I.C. or discrete component to be plugged into the master board. Four sizes of Power Unit with more than ten combinations of voltage range/current rating/nos. of indicators, and with built in Pulse Generator, match the system. Further, ready made plug in Indicator and Pulse Generator modules may be used instead or in addition to the Power Units.



CIRCUIT INTEGRATION LIMITED
99 BANCROFT · HITCHIN · HERTS.
TELEPHONE · HITCHIN (STD 0462) 51217 / TELEX: 82474

WW—070 FOR FURTHER DETAILS



HAVE YOU A RELAY PROBLEM?

Dependable can solve it! Price or delivery are better through Dependable. Dependable relays are produced to G.P.O. and Government specifications.


MICRO-SWITCH · TRANSISTORISED · HEAVY-DUTY · A/C LATCHING · 'SPECIALS' MADE TO YOUR OWN DRAWINGS

No order is too small or too large for Dependable; the only thing we worry about is you, the customer. Send for a free quotation now and compare our prices — our delivery. Prototypes within seven days.

DEPENDABLE RELAYS LTD. 157 REGENTS PARK ROAD
LONDON N.W.1. 01-722 8161

WW—071 FOR FURTHER DETAILS

6,000 SOLD



... and you keep coming back for more. In 1962 the SA520 changed the State-of-the-Art in digital counters. It set new standards of functional flexibility, accuracy and value for money. Six years later it has proved utterly reliable, probably the most reliable counter ever made. Still in production – still in demand. SA520 Digital Frequency Meter/Tachometer. 2Hz-300kHz. All transistor. Digital display. Mains/battery operation. Small (7 $\frac{5}{8}$ " x 6 $\frac{1}{2}$ " x 7 $\frac{1}{4}$ "). Lightweight – 7lb.

RACAL

Racal Instruments Ltd., Crowthorne, Berkshire, England.
Tel: Crowthorne 5652. Telex: 84166. Cables: Racal Bracknell

The new V51 helical range of MEC miniature wirewound potentiometers offers high resolution in very small size. 3, 5 & 10-turn units are available. Resistance values range from 220Ω 3-turn, resolution 0.262%, to 220K 10-turn, resolution 0.017%. 3-turn units have continuous power rating 0.25W, 5-turn 0.5W and 10-turn 1W at 70°C.

Sealed construction, proof against humidity, vibration, shock, altitude and acceleration to meet Def 5011 severities. Prices from 28/- depending on quantity.

Miniature Electronic Components Ltd., St. Johns Woking Surrey Telephone Woking 63621

3 1/8" dia.



The smallest helical potentiometer available in UK.

m-e-c

Trimmer Potentiometers
Wire-wound Resistors
Miniature Switches
Elapsed Time Meters

WW-073 FOR FURTHER DETAILS

EDDYSTONE COMMUNICATION RECEIVERS

For the Professional or Amateur user who likes the Best.



840C
£70

EC10 £64; EB35 £66.13.4; EB36 £56.5.0; 840C £70; 940 £143; EA12 £195; 830/7 £275.

FREE GIFT OFFER

Lightweight Telephone Headset value £4.6.6 to all Cash Buyers.

(Note. All these receivers have internal Loud Speakers, but Telephone Headset is very useful for private operation.)

H.P. Terms gladly arranged. Quick Delivery. Carriage Paid.

Used models occasionally available



SEND 6d STAMP FOR LITERATURE TO

The Eddystone
Specialists

SERVICES LTD.
51 COUNTY ROAD,
LIVERPOOL, 4
ESTAB. 1935

Telephone: AINTREE 1445

WW-074 FOR FURTHER DETAILS

WELWYN TOOLS



L67 - KIT - CN

For Inner Core Ejection and Heated Wirestripping Miniature Soldering and Electronic Instrument Work

USE W.T.C. Wire Ejectors, LUCO Electrically Heated Wire Strippers (see illustration), Finest Soldering Needles, Box Joint Miniature Cutters and Pliers including Tip Cutting Pliers, Printed Circuit Crimping and Cutting Pliers, Torque Wrenches and Piercing Punches. If you require quality tools ask for Catalogue WW/68.

W
Welwyn Tool Co. Ltd.

STONEHILLS HOUSE WELWYN GARDEN CITY
WELWYN GARDEN 25403

WW-075 FOR FURTHER DETAILS

Wireless World, December 1968

SANYO PORTABLES put you in the world class



Sanyo Campanetta 15H-860

15 transistor 7 band portable. Long Wave, Medium Wave, 4 Short Waves and FM. Superb reception sensitivity through double antenna system. Excellent tone quality from large oval 4" x 6" speaker. AFC control on FM stations. Fine tuning control. Battery (6 'D' size) or mains operation with adapter. Output power max. 2000 mW. Undistorted 1400 mW.

Recommended selling price **£66.3.0.**

Even if you've a roomful of fixed hi-fi in your home, you'll still be impressed with the performance of these special SANYO portable radios and tape recorders. Everything about them is designed to give the highest possible

performance within a reasonable compass of size and price.

For further information write to:




Sales Manager, Marubeni-Iida Co. Ltd,
164 Clapham Park Road, London SW4.

SANYO reliability is built in

Bench Power Supply
C270.

CALAN

Line/Speaker Amplifier
C320/20.



Voltage Ranges 0-15v
0-30v

Max. Continuous Current 2A.
Full Protection Facilities.

£89

Module Power Supplies Series C300.

Range of Four Models
Covering 15-55 volts at 1A.

C300—50—1A	£19 10 0
C300—40—1A	£19 0 0
C300—30—1A	£18 10 0
C300—20—1A	£18 0 0

Dual Purpose
Output Amplifier.

OUTPUTS: 10 watts ans 15Ω
20 watts ans 4Ω
+30 DBM into 600Ω
Floating.

£28 0 0

ENQUIRIES FROM COMMISSION AGENTS WELCOMED

CALAN ELECTRONICS LIMITED

6 CROFT STREET, DALKEITH, SCOTLAND. Tel: Dalkeith 2344

WW—077 FOR FURTHER DETAILS



STOCKISTS



MULTIMINOR MK. IV

REPAIR SERVICE 7-14 DAYS

We specialise in repair,
calibration and conversion
of all types of instruments,
industrial and precision
grade to BSS.89.

Release notes and certifi-
cates of accuracy on request.



MODEL 8 MK. III

Suppliers of Elliott, Cambridge and Pye instruments

LEDON INSTRUMENTS LTD

76-78 DEPTFORD HIGH STREET, LONDON, S.E.8

Tel.: 01-692 2689

E.I.D. & G.P.O. APPROVED

CONTRACTOR TO H.M. GOVT.

WW—078 FOR FURTHER DETAILS

TEACH YOURSELF ELECTRONICS AND RADIO

IN YOUR OWN HOME

ELECTRONICS KIT

Basic Transistor characteristics
to Advanced Digital Circuitry

RADIO KITS

Diode Detectors to
Super-Heterodyne Receiver

NO Special Tools
Other Tuition NEEDED

RADIONIC

Crawley 27028

Stephenson Way
Three Bridges
Crawley, Sussex

WW—079 FOR FURTHER DETAILS

GOES WHERE THE ACTION IS!...



The SM60 cannot be stereotyped—is equally at home in the studio or in the field—stand-mounted or hand-held—in uses as diverse as outdoor sporting events and elaborate variety shows. Small wonder that audio engineers have called it one of the most versatile omnidirectional dynamics they've ever encountered, for the SM60 is a unique combination of good-looks, strength, performance and economy.

The smooth, wide-range response provides cleanest, natural reproduction of both speech and music. A very effective built-in wind and "pop" filter protects against undesirable effects of close-talking.

Lustrous, non-glare metallic finish and tailored-to-the-

hand dimensions provide striking on-camera appearance and superior handability. Specially reinforced machined-steel case front is designed to take abuse that would ruin other microphones—you can drop it on its nose without damage to the internal structure! Efficient windscreen and front end are *quickly* and *easily* removable for cleaning.

Best of all, it is priced competitively with conventional "workhorse" microphones. Why not check out an SM60 now?

SHURE MICROPHONES

SETTING THE WORLD'S STANDARD IN SOUND

VERSATILE OMNIDIRECTIONAL DYNAMIC MICROPHONE

SHURE SM60

SHURE ELECTRONICS LTD., 84 BLACKFRIARS ROAD, LONDON, S.E.1, TEL: 01-928 6361.

THE LAST WORD IN WEARABLE LAVALIER MICROPHONES... BY SHURE



Specifically designed for radio, TV, motion pictures... matches well in sound with stand or desk mounted units. Smoothly-contoured, machined-steel case and recessed grille for minimum clothing noise. Exclusive snap-in mounting of microphone for greater convenience, security. "Positive Lock" lavalier goes on in an instant—provides simple, noiseless position adjustment. Extra-flexible, kink-free rubber cable is easily replaceable.

MODEL SM51 DYNAMIC LAVALIER



© 1967 Shure Brothers, Inc.

Loudspeakers for the Perfectionist

Celestion Studio Series



DITTON 15

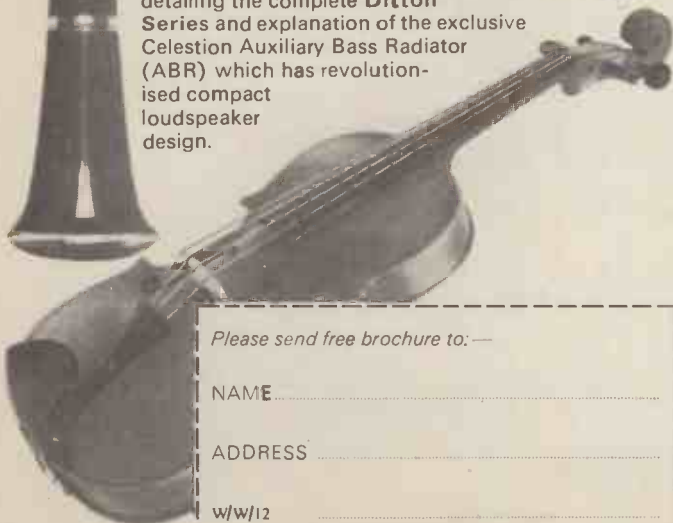
Celestion's outstanding bookshelf system designed for the enthusiast. The sound reproduction of this proven enclosure is truly exceptional, the three radiators giving a smooth and effortless performance—from Bach to Basie—a superb recreation of the original in your home.

DITTON 25

The *true* sound of music—you'll hear it as you have never heard it before — every 'nuance' and 'timbre' is reproduced with breathtaking realism by Celestion's new Ditton 25. An elegant slimline High Fidelity system designed for luxury installations.



Fill in the coupon for free brochure detailing the complete **Ditton Series** and explanation of the exclusive Celestion Auxiliary Bass Radiator (ABR) which has revolutionised compact loudspeaker design.



Please send free brochure to:—

NAME

ADDRESS

W/W/12

ROLA CELESTION LTD. THAMES DITTON, Surrey. 01-398 3402

WW—081 FOR FURTHER DETAILS

TELEPRINTERS · PERFORATORS REPERFORATORS · TAPEREADERS DATA PROCESSING EQUIPMENT

Codes: Int. No. 2 Mercury/Pegasus, Elliot 803, Binary and special purpose Codes.



2-5-6-7-8- TRACK AND
MULTIWIRE EQUIPMENT



TELEGRAPH AUTOMATION AND COMPUTER PERIPHERAL ACCESSORIES

Picture Telegraph, Desk-Fax, Morse Equipment; Pen Recorders; Switchboards; Converters and Stabilised Rectifiers; Tape Holders, Pullers and Fast winders; Governed, Synchronous and Phonic Motors; Teleprinter Tables and Cabinets; Silence Covers; Distortion and Relay Testers; Send/Receive Low and High Pass filters; Teleprinter, Morse, Teledelos Paper, Tape and Ribbons; Polarised and specialised relays and Bases; Terminals V.F. and F.M. Equipment; Telephone Carriers and Repeaters Multiplex Transmitters; Diversity; Frequency Shift, Keying Equipment; Line, Mains Transformers and Suppressors; Racks and Consoles; Plugs, Sockets, Key, Push, Miniature and other Switches; Cords, Wires, Cables and Switchboard Accessories; Teleprinter Tools; Stroboscopes and Electronic Forks; Cold Cathode Matrices; Test Equipment; Oscilloscopes; Miscellaneous Accessories and Spares.



Picture Telegraph, Desk-Fax, Morse Equipment; Pen Recorders; Switchboards; Converters and Stabilised Rectifiers; Tape Holders, Pullers and Fast winders; Governed, Synchronous and Phonic Motors; Teleprinter Tables and Cabinets; Silence Covers; Distortion and Relay Testers; Send/Receive Low and High Pass filters; Teleprinter, Morse, Teledelos Paper, Tape and Ribbons; Polarised and specialised relays and Bases; Terminals V.F. and F.M. Equipment; Telephone Carriers and Repeaters Multiplex Transmitters; Diversity; Frequency Shift, Keying Equipment; Line, Mains Transformers and Suppressors; Racks and Consoles; Plugs, Sockets, Key, Push, Miniature and other Switches; Cords, Wires, Cables and Switchboard Accessories; Teleprinter Tools; Stroboscopes and Electronic Forks; Cold Cathode Matrices; Test Equipment; Oscilloscopes; Miscellaneous Accessories and Spares.



W. BATEY & COMPANY

Gaiety Works, Akeman Street, Tring, Herts.

Tel.: Tring 3476 (3 lines)

STD: 044 282

Cables: RAHM TRING

TELEX 82362

WW—082 FOR FURTHER DETAILS

SPECIALIST SWITCHES are again giving the fastest switch service in the world

FROM THEIR NEW AND LARGER
PREMISES IN CHARD, SOMERSET

Specialist Switches make Rotary and Lever switches, types H, DH, HC, and LO, to specification. There is one limitation (standard 2 in. long spindles), but this is not important when you are getting the fastest switch service in the world.

Delivery of 1-20 switches: 24 hours.

Up to 50 or so: 72 hours.

If you want around 250 or so: 7-10 days.

Please note our address:

SPECIALIST SWITCHES
P.O. Box 3,
CHARD, SOMERSET

Write for design charts and prices or
TELEPHONE—CHARD 3439

WW—083 FOR FURTHER DETAILS



Comprehensive range for civil and military authorities as well as domestic users in more than 50 countries.

Teonex now supplies a full range of British made valves and semi-conductors (or their Continental equivalents) to authorities operating stringent quality control, and to private individuals right across the world. Current price list and further particulars available on request from:

TEONEX LIMITED

2a WESTBOURNE GROVE MEWS
LONDON · W11 · ENGLAND



AVAILABLE ONLY
FOR EXPORT

WW—084 FOR FURTHER DETAILS

THE *Adamin* DE-SOLDERING TOOL



- Self-contained—does NOT require the use of air-lines or pumps
- Simple, light and inexpensive
- PERMABIT nozzle will not wear or become eroded by the solder
- Standard nozzle $\frac{5}{8}$ in. bore. Alternative, $\frac{3}{8}$ in. bore
- Mains or low voltages

Please ask for colour catalogue A/5

LIGHT SOLDERING DEVELOPMENTS LTD

28 Sydenham Road, Croydon, CR9 2LL

Telephone: 01-688 8589 & 4559

WW-085 FOR FURTHER DETAILS

HOWELLS RADIO LTD.

MINISTRY OF AVIATION INSPECTION APPROVED

TRANSFORMERS

STANDARD RANGE OR DESIGNED TO YOUR SPECIFICATION.
0-50KVA, "C" CORE, PULSE, 3 PHASE, 6 PHASE, TOROIDS, ETC.

Transformers for 20W Transistor Amplifier (W.W., Nov. 1966).

Driver	22/6	Carr.	2/-
Mains	29/6	Carr.	4/6

L.P. Filter, Chassis Mounting 11/6. Carr. 1/-.

L.P. Filter, Printed Circuit Mounting 14/6. Carr. 1/-.

*MAINS TRANSFORMERS

350-0-350 v. 60 mA., 6.3 v. 2 A. £1/15/-. Carr. 4/6.
500 v. 300 mA. 6.3 v. 4 A., 6.3 v. 1 A. £3/12/6. Carr. 5/6.
500-0-500 v. 0.25 A., 6.3 v. 4 Act., 6.3 v. 3 Act., 5 v. 3 A.
£4/10/6. Carr. 6/6.
525-0-525 v. 0.5 A., 6.3 v., 6 Act., 6.3 v., 6 Act., 5 v. 6 A.
£5/5/-. Carr. 6/6.

*LOW VOLTAGE

30-0-30 v. 4 A. £2/12/6. Carr. 5/6.
28 v. 1 A., 28 v. 1 A., 28 v. 1 A., 28 v. 1 A., 30 v. 250m A.,
£4/5/6. Carr. 5/6.
15 v. 6 A. £2/1/- . Carr. 4/6.
15 v. 10 A. £2/15/-. Carr. 5/6.

TRANSISTOR POWER SUPPLY TRANSFORMER

0-2-4-6-8-10-20-30-40-50 v. 2 A. £4/10/- . Carr. 6/-.

*PRIMARYS 10-0-200-220-240 v.

CHASSIS, CABINETS & PRECISION METALWORK

ELECTRONICS—DEVELOPMENT & ASSEMBLY

CASH WITH ORDERS PLEASE

Carlton Street, Manchester 14, Lancashire
TEL. (STD 061) 226-3411

WW-086 FOR FURTHER DETAILS

Looking for
one like this?



6mm tubular midget
flange S6/8 cap
over-all length
14.5 mm.

It is one of the many Vitality Instrument and Indicator Lamps that are made in an unusually large number of types, ratings and sizes. It may be just what you need for an existing or new project. If not, another from the hundreds of types and ratings detailed in the Vitality Catalogue may well be.

**Many a product owes its success to the intelligent addition of an indicator light.*


VITALITY BULBS

VITALITY BULBS LTD MINIATURE AND SUB-MINIATURE LAMP SPECIALISTS
BEETONS WAY, BURY ST. EDMUNDS, SUFFOLK. TEL. BURY 2071. S.T.D. 0284 2071

WW-087 FOR FURTHER DETAILS

VORTEXION

The CBL/7T solid state Tape Recorder uses 8 low noise Field Effects Transistors on its twin channel Mic., P.U. and Playback inputs to give low intermodulation distortion, and the 10 watts sine wave 15 watt speech and music amplifiers each have less than 0.05% harmonic distortion and less than 0.1% intermodulation distortion at 10 watts output. "Before and After" monitoring on phones and by internal or external speakers is catered for, and separate power amplifier volume controls allow the speakers to be independently controlled from the headphones. 30/50 ohms balanced line Microphone and P.U. inputs can be mixed with the other channel via crossmix and an echo control.



All the facilities of the valve model C.B.L. are provided plus a few extras . . . The series 7 deck has variable speed wind in either direction, solenoid operation, provision for an external switch for remote run or voice operated accessory, and still lower wow and flutter figures. Mono versions also available.

Speeds $1\frac{1}{2}/3\frac{1}{2}/7\frac{1}{2}$ i.p.s. or $3\frac{1}{2}/7\frac{1}{2}/15$ i.p.s.

Weight 52 lb.

Dimensions $13\frac{1}{2}'' \times 22'' \times 9\frac{1}{4}''$.

ELECTRONIC MIXERS. Various types of mixers available. 3-channel with accuracy within 1db Peak Programme Meter. 4-6-8-10 and 12 way mixers. Twin 2-3-4 and 5 channel stereo. Tropicalised controls. Built-in screened supplies. Balanced line mic. input. Outputs: 0.5v at 20K or alternative 1mW at 600 ohms, balanced, unbalanced or floating.

200 WATT AMPLIFIER. Can deliver its full audio power at any frequency in the range of 30 c/s-20Kc/s \pm 1db. Less than 0.2% distortion at 1 Kc/s. Can be used to drive mechanical devices for which power is over 120 watt on continuous sine wave. Input 1mW 600 ohms. Output 100-120v or 200-240v. Additional matching transformers for other impedances are available.

30/50 WATT AMPLIFIER. With 4 mixed inputs, and bass and treble tone controls. Can deliver 50 watts of speech and music or over 30 watts on continuous sine wave. Main amplifier has a response of 30 c/s-20Kc/s \pm 1 db. 0.15% distortion. Outputs 4, 7.5, 15 ohms and 100 volt line. Models are available with two, three or four mixed inputs for low impedance balanced line microphones, pick-up or guitar.

CP50 AMPLIFIER. An all silicon transistor 50 watt amplifier for mains and 12 volt battery operation, charging its own battery and automatically going to battery if mains fail. Protected inputs, and overload and short circuit protected outputs for 8 ohms-15 ohms and 100 volt line. Bass and treble controls fitted.

Models available with 1 gram and 2 low mic. inputs. 1 gram and 3 low inputs or 4 low mic. inputs.

100 WATT ALL SILICON AMPLIFIER. A high quality amplifier with 8 ohms-15 ohms and 100 volt line output for A.C. Mains. Protection is given for short and open circuit output over driving and over temperature. Input 0.4v on 100K ohms.

20/30 WATT MIXER AMPLIFIER. High fidelity all silicon model with F.E.T. input stages to reduce intermodulation distortion to a fraction of normal transistor input circuits. The response is level 20 to 20,000 cps within 2 db and over 30 times damping factor. At 20 watts output there is less than 0.2% intermodulation even over the microphone stage at full gain with the treble and bass controls set level.

Standard model 1-low mic. balanced input and Hi Z gram.

VORTEXION LIMITED, 257-263 The Broadway, Wimbledon, S.W.19

Telephone: 01-542 2814 and 01-542 6242/3/4.

Telegrams: "Vortexion London S.W.19"

WW-088 FOR FURTHER DETAILS

Celestion

LOUDSPEAKERS — for all purposes

Celestion PA — for Public Address



Glass Fibre
FG/C



R40

Write for Catalogue No. RCS 142

Celestion POWER — for Guitars and Organs



G18C



MF1000

Write for Catalogue No. RCS 162

Celestion Studio Series — for High Fidelity



CX2012



HF1300 Mk. 2

Write for Catalogue No. RCS 163

Celestion

loudspeakers for
the perfectionist

Rola Celestion Ltd.

Ferry Works, Thames Ditton, Surrey Telephone: 01-398-3402

ELAC

KIEL — GERMANY

Please write for
**ILLUSTRATED
TECHNICAL
LEAFLETS**



SPECIFICATION TO DIN 45 500.
ANTI-SKATING. BIAS COMPENSATION.
BUILT-IN CUEING DEVICE.
ELAC AUTOMATIC CHANGING MAGIC SPINOLE
NO TORSIONAL RESONANCES.
FOOL-PROOF PUSH BUTTON FEATHERWEIGHT OPERATION.
TRACKING FORCE 0-6 GRAMME VARIABLE.

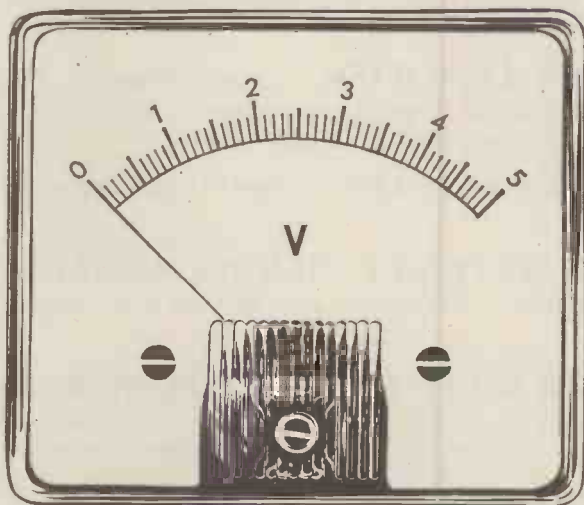
BRITISH INDUSTRIAL AGENTS:

MITCHELL ENTERPRISES LTD

7 CUMBERLAND PLACE
SOUTHAMPTON — HANTS — Phone 21225

WW—090 FOR FURTHER DETAILS

METER PROBLEMS?



A very wide range of modern design
instruments is available for 10/14
days' delivery.

Full Information from:

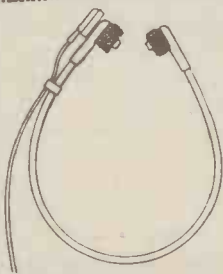
HARRIS ELECTRONICS (London)

138 GRAYS INN ROAD, W.C.1

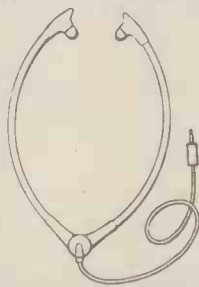
Phone: 01/837/7937

Years of research...

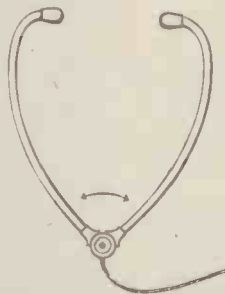
... on accessories for dictating machines, tape recorders, tele-communications and electro acoustic equipment, etc.



STETOCLIP JUNIOR '60 HEADSET



STETOCLIP FEATHERWEIGHT HEADSET



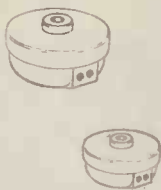
STETOCLIP SENIOR HEADSET



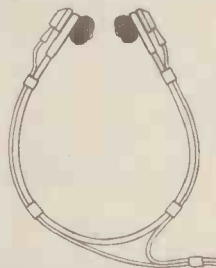
STETOCLIP SENIOR HEADSET WITH VOLUME CONTROL



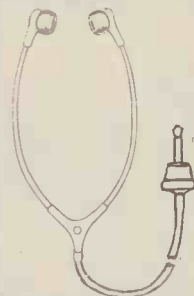
PLASTIC & NYLON EARHANGERS



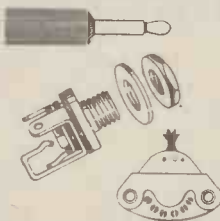
STANDARD & SUB-MINOR EARPHONES



STEREOCLIP HEADSET



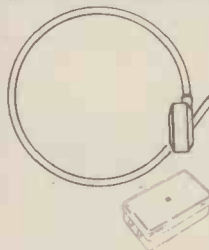
STETOTUBE HEADSET & SOUNDPLUG



2.5 mm. and 3.5 mm. JACK PLUGS & SOCKETS & SUB-MINIATURE SWITCHES



DANASOUND HEADSET



THROAT MICROPHONE E.M. MICROPHONE



DANASONIC INDUCTION LOOP RECEIVER

Danavox
INTERNATIONAL

DANAVOX (GT. BRITAIN) LTD.

Electro-Acoustic Components and Hearing Aids
LLOYDS BANK CHAMBERS · 186 WARDOUR STREET
LONDON W.1. Telephone: REGent 1414/5/6

WW-092 FOR FURTHER DETAILS

Audix SOUND SYSTEMS



We have developed a range of sound consoles to meet the increasingly sophisticated requirements for sound systems in the fields of **industry, education and entertainment.**

Flexibility is ensured by the use of standard G.P.O. panels so that any desired combination of sound equipment can be incorporated. **In addition to Audix high quality silicon transistorised integrated amplifiers and modular mixers, this may include gramophone turntables, tape decks, radio tuners, microphones, monitor speakers, metering and output controls as well as switching for the control of associated equipment.**

Constructed in afrormosia timber, the standard model illustrated can be supplied in various widths and is widely used in **sound studios, lecture theatres and concert halls.** Custom-built models can also be supplied where special configuration or design is required.

We shall be pleased to discuss your requirements with you and supply quotations for suitable equipment.

AUDIX LTD. STANSTED, ESSEX. Telephone: STANSTED 3132/3437

WW—093 FOR FURTHER DETAILS

TECHNICAL TRAINING by **ICS** IN RADIO, TELEVISION AND ELECTRONIC ENGINEERING

First-class opportunities in Radio and Electronics await the I C S-trained man. Let I C S train YOU for a well-paid post in this expanding field.

I C S courses offer the keen, ambitious man the opportunity to acquire, quickly and easily, the specialized training so essential to success.

Diploma courses in Radio/TV Engineering and Servicing, Electronics, Computers, etc. Expert coaching for:

- * G. & G. TELECOMMUNICATION TECHNICIANS' CERTS.
- * C. & G. ELECTRONIC SERVICING.
- * R.T.E.B. RADIO AND TV SERVICING CERTIFICATE.
- * RADIO AMATEUR'S EXAMINATION.
- * P.M.G. CERTIFICATES IN RADIOTELEGRAPHY.

Examination Students Coached until Successful.

NEW SELF-BUILD RADIO COURSES

Learn as you build. You can learn both the theory and practice of valve and transistor circuits, and servicing work while building your own 5-valve receiver, transistor portable, signal generator, multi-test meter, and valve volt meter—all under expert guidance. Transistor Portable available as separate course.

POST THIS COUPON TODAY and find out how I C S can help YOU in your career. Full details of I C S courses in Radio, Television and Electronics will be sent to you by return mail.

MEMBER OF THE ASSOCIATION OF BRITISH CORRESPONDENCE COLLEGES.

INTERNATIONAL CORRESPONDENCE SCHOOLS	International Correspondence Schools (Dept. 222) Intertext House, Parkgate Road, London, S.W.11
	NAME
	ADDRESS
	Block Capitals Please
	12.68

**A WHOLE WORLD
OF KNOWLEDGE
AWAITS YOU!**

WW—094 FOR FURTHER DETAILS

Wireless World
DIARY 1969

do you know

The frequencies allocated for the radio control of models?

A substitute for the BC129 transistor?

The address of the Institution of Electronic & Radio Engineers?

If 525- or 625-line TV is the Jamaican standard?

The formula for calculating a stroboscopic speed indicator?

The dimensions for a Band II quad aerial?

The answers to these and 1001 other technical and general questions will be found in the 80-page reference section of the 1969 *Wireless World Diary*.

THE 1969 Wireless World DIARY

Prices: REXINE 6s 6d LEATHER 9s

Plus 4d postage. Size 2½" x 4½" *Week at an opening*

WW—095 FOR FURTHER DETAILS



SME


MODEL 2000

PLINTH SYSTEM

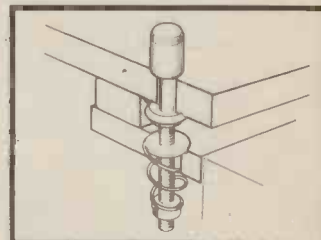
Designed to house SME precision pick-up arms in combination with leading makes of turntable, the Model 2000 Plinth System combines high-quality workmanship with ease of assembly. The basic unit is finished in selected veneers of teak, straight grained walnut, or rosewood. A one-piece lid in heavy acrylic is reinforced with a polished stainless steel trim.

Write for details to :

SME LIMITED · STEYNING · SUSSEX · ENGLAND



Motor boards in matching veneers are ready cut and drilled for screw-driver assembly with the appropriate pick-up arm and turntable. The range, which will be added to from time to time, includes a blank board which can be cut to special order.



Four-point spring suspension adjustable for height and damping protects the motor board from acoustic feedback and external vibration.

The Microphone with a Message



EV 635A

... a simple message. If you're looking for professional results, use a professional microphone.

Radio and TV media, film units and recording studios throughout the world demand the best and get it — in an EV 635A Omnidirectional dynamic microphone. It can be used on a stand, hand-held or as a lavalier and is practically indestructible under normal conditions of use. An internal shock absorber greatly reduces the pick-up of cable or other noises generated by external contact, and the steel casing provides excellent magnetic shielding. Used outdoors, the 635A withstands the effects of high humidity and temperature extremes, salt air and severe mechanical shocks. A four-stage pop and dust filter eliminates the need for an external windscreen.

Specifications

Element:	Dynamic	Finish:	Non-reflecting matt satin nickel
Frequency response:	80-13,000 Hz	Net weight:	6 ounces without cable
Polar Pattern:	Omnidirectional	Cable connector:	Cannon XLR-3-12 complete with 18' 2-conductor shielded broadcast type cable
Impedance:	Low (150 ohms)	Accessories:	Lavalier neck cord assembly and model 310 clamp
Output level:	55 dB (0 dB = 1mw/10 dynes/cm ²)		
EIA sensitivity rating:	149 dB		
Diaphragm:	EV Acoustalloy		
Case material:	Steel		
Dimensions:	6" x 1 3/8" dia.		

For more information about the EV 635A, write the sole U.K. distributors:



KEF Electronics Ltd.
Tovil · Maidstone · Kent
Telephone Maidstone 57258

f RADFORD

In an article in the Journal of the Audio Engineering Society for July 1967, Bart N. Locanthi, Vice-President, J. B. Lansing Sound Inc. describes the development of an ultra low distortion direct current audio amplifier. In it he says "... to get the highest accuracy possible, an English made RADFORD Low Distortion Oscillator was used which has less than 0.01% harmonic distortion at 20kHz."



LOW DISTORTION OSCILLATOR (Series 2)

An instrument of high stability providing very pure sine waves, and square waves, in the range of 5 Hz to 500 kHz. Hybrid design using valves and semiconductors.

Specification	
Frequency Range:	5 Hz-500 kHz (5 ranges).
Output Impedance:	600 Ohms.
Output Voltage:	10 Volts r.m.s. max.
Output Attenuation:	0-110 dB continuously variable.
Sine Wave Distortion:	0.005% from 200 Hz to 20 kHz increasing to 0.015% at 10 Hz and 100 kHz.
Square Wave Rise Time:	Less than 0.1 microseconds.
Monitor Output Meter:	Scaled 0-3, 0-10, and dBm.
Mains Input:	100 V.-250 V. 50/60 Hz.
Size:	17 1/2 x 11 x 8 in.
Weight:	25 lb.
Price:	£150.



DISTORTION MEASURING SET (Series 2)

A sensitive instrument for the measurement of total harmonic distortion, designed for speedy and accurate use. Capable of measuring distortion products as low as 0.002%. Direct reading from calibrated meter scale.

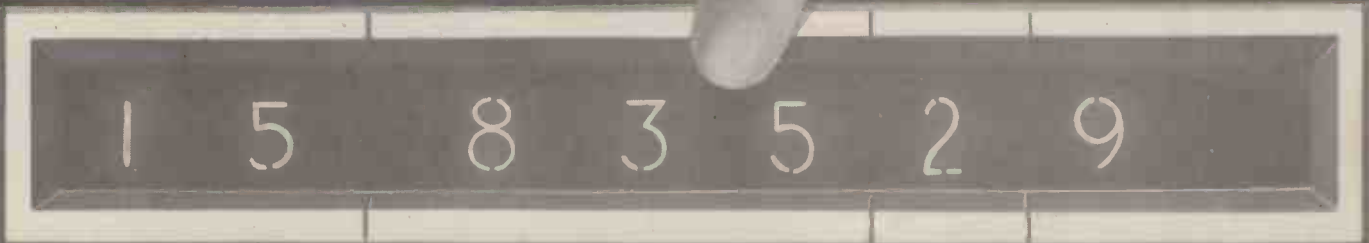
Specification	
Frequency Range:	20 Hz-20 kHz (6 ranges).
Distortion Range:	0.01%-100% f.s.d. (9 ranges).
Sensitivity:	100 mV.-100 V. (3 ranges).
Meter:	Square law r.m.s. reading.
Input Resistance:	100 kOhms.
High Pass Filter:	3 dB down at 350 Hz. 30 dB down at 45 Hz.
Frequency Response:	±1 dB from second harmonic of rejection frequency to 250 kHz.
Power Requirements:	Included battery.
Size:	17 1/2 x 11 x 8 in.
Weight:	15 lb.
Price:	£120.

Descriptive technical leaflets are available on request.

RADFORD LABORATORY INSTRUMENTS LTD.

ASHTON VALE ROAD, BRISTOL 3

Telephone: 662301/3



what sort of
measuring
instrument
is THIS?

It's not. It's an h.f. receiver

Operating frequency is directly displayed, as you tune, on the electronic indicator of the RACAL RA. 1218—first receiver of its type **IN PRODUCTION** in the world. Typical of RACAL leadership in H.F. Communications, the RA. 1218 represents a logical advance in H.F. Receiver technology which gives you **ease of operation** you could not have experienced before. Imagine bandsearching with **constant tuned-frequency indication** which is stable within 1 part in 10^6 per month. Frequency indication ± 10 Hz—no need for calibrators. Frequency range 1 to 30 MHz, extendable to 3 kHz, fully transistorised, with facilities for synthesizer or other external control; occupies only $5\frac{1}{4}$ inches of standard 19 inch rack, full range of adaptors/ancillaries. **The RA. 1218 is one of the latest in the Racal range of transistorized receivers based on the RA. 217, which is now in use throughout the world. Send for full details of the complete range.**




RACAL

RACAL COMMUNICATIONS LTD
BRACKNELL · BERKSHIRE · ENGLAND
TEL BRACKNELL 3244 · TELEX 84166

AUSTRALIA, Racal Electronics Pty. Ltd. CANADA, Racal (Canada) Ltd. SOUTH AFRICA, Racal S.M.D. Electronics (Pty) Ltd. USA, Racal Communications Inc
FEDERAL REPUBLIC OF GERMANY, Racal Communications Ltd. SINGAPORE, Asian Regional Office. Racal Electronics Ltd.


VOLTMETERS SIGNAL GENERATORS POWER SUPPLIES



S.I. Twin Power Supply.



G.2. L.F. Signal Generator.



M.I. Voltmeter.

Linstead Instruments are designed for accurate yet continuous hard work. Here are shown just three in the range which are receiving such glowing comments as "... does everything that instruments costing several times its price can do" (*letter available for inspection*). These are products which can be relied upon time and time again. Below we give a brief specification of three.

S.I. Twin stabilised Power Supply

Controlled by silicon transistors. Two supplies each. 0 to 20V, 0 to 0.5A. Full overload and short circuit protection. £45 nett U.K.

G.2. L.F. Signal Generator

10 Hz to 100 kHz $\pm 2\%$ ± 1 c/s. Sine wave. 0-6V low distortion. Square wave. 0-9V. No droop H.F. rise time 1 μ s. 1 Watt into 3 ohms. £24 nett U.K.

M.I. Electronic Voltmeter

15 A.C. ranges. 1 mV to 500V. 10 Hz to 100 kHz. 3 D.C. ranges. 0-400V. Input Impedance. 10 Mohms on A.C. and D.C. £26 nett U.K.

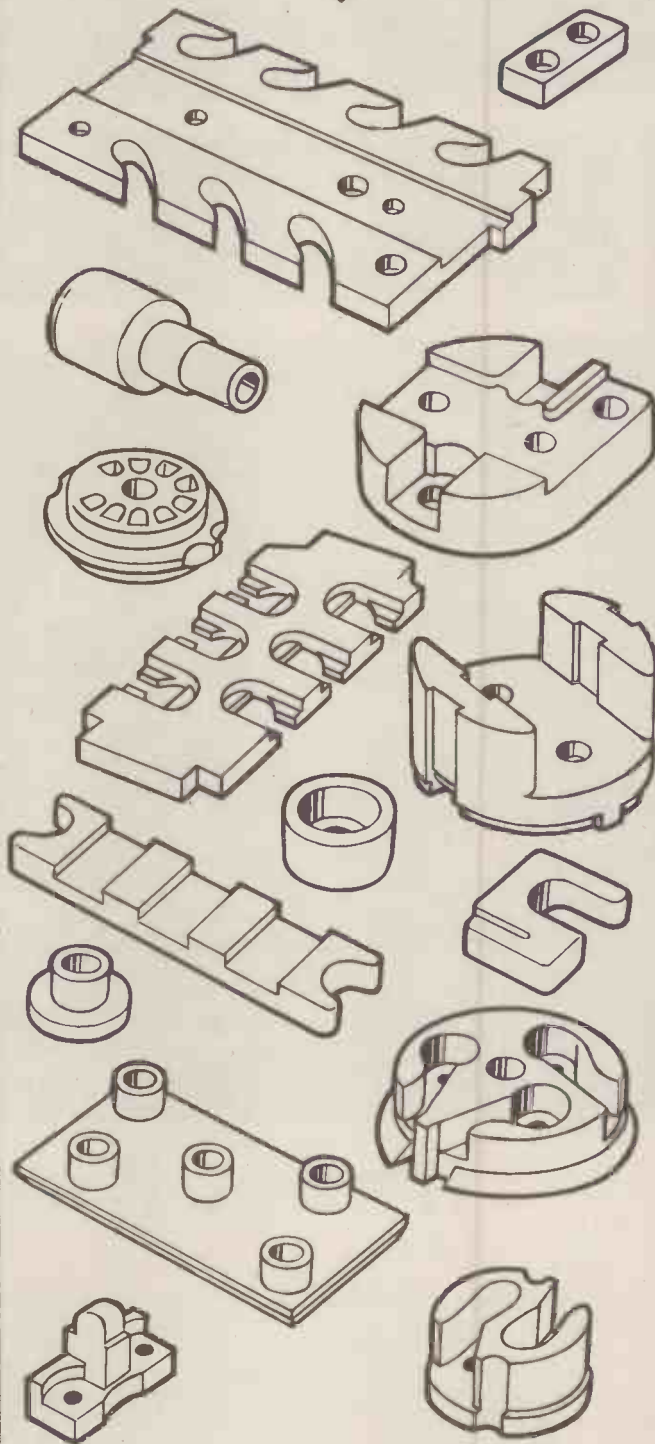
LINSTEAD ELECTRONICS
35 NEWINGTON GREEN, LONDON, N.16 Tel: CL1 4825

WW-100 FOR FURTHER DETAILS



Porcelain

Steatite



PARK ROYAL PORCELAIN CO LTD
INCORPORATING V.G. PORCELAIN CO LTD

GORST ROAD
PARK ROYAL
LONDON, N.W.10

Telephones:
ELGAR 1411/7
Telex:
London 25589

WW-101 FOR FURTHER DETAILS

What has aluminium to do with sound?



The voice coil is the heart of a loud-speaker. This Peerless voice coil is wound around an aluminium former. It sounds so easy - but it is the result of years of experimenting and it represents a revolution within the field of tweeters.

The aluminium voice coil former enables the production of even more effective tweeters.

They can withstand 5 times greater input due to the Al-former conducting and giving off heat far better than the voice coil formers used until now.

They are far more reliable due to the Al-voice coil former retaining its form far better than the voice coil formers used until now, and due to the good thermal conductivity of aluminium which allows short great overloading without the coil annealing.

They are 3 times cheaper than other types of tweeters having the same load and sound characteristics because the Al-voice coil former enables the use of a lightweight and in every respect simple and thoroughly tested construction. It is emphasized that the new tweeters have an extraordinary flat frequency response, excellent spatial sound diffusion and low non-linear distortion. The new 5 watts tweeters fully comply with the intensified demands of modern times for modern advanced reproduction of sound, both regarding quality and power capacity. Peerless has more than 20 years experience in producing tweeters and our laboratories continue to place us in a leading position in their development.

Peerless

PEERLESS FABRIKKERNE A/S · 2860 SØBORG KØBENHAVN

THE TOA 'BLUE-LINE' RANGE
of solid state and valve amplifiers

SOLID STATE (AC/DC operation)

Model TA-266 (30 watts R.M.S.) £57.9.5 retail

Specification

Power supply:	AC mains (50Hz/60Hz) DC 12 volts (12 volts battery)	Input gain:	MIC-1 (50K Ω) and 30 Ω balanced 3mV MIC-2 (50K Ω) and 30 Ω balanced 3mV MIC-3 (50K Ω) and 30 Ω balanced 3mV MAG-PHONO 6mV } changeable (50K Ω /equalizer) AUX (500K Ω) 250mV
Power consumption:	AC: 20VA at non-signal 110VA at rated output 140VA at max. output	Frequency response:	20Hz - 20,000Hz, \pm 6dB
	DC: 0.7A at non-signal 4.7A at rated output 7.0A at max. output	Tone control:	Bass: -12dB at 50Hz Treble: -12dB at 10KHz
Output power:	Rated 30 watts Max. 45 watts	S/N ratio:	65dB
Distortion:	3% at 30 watts	Transistors & diode:	2SC-694 4 2SC-536 5 2SC-615 1 2SB-471 2 4H2B-10R 1
Output impedance:	Low 4 Ω , 8 Ω , 16 Ω High (Balanced type) 165 Ω (70 volts line), 330 Ω (100 volts line)	Dimensions:	106H x 396W x 271D mm
Model TA-267 (60 watts R.M.S.) £B5.14.3 retail		Weight:	6.1 kg
		Model TA-268 (100 watts R.M.S.) £105.15.9 retail	

Also available - Valve Models

HA-355 (10 watts R.M.S.)
£26.6.2 retail

HA-357 (70 watts R.M.S.)
£90.13.4 retail

HA-358 (100 watts R.M.S.)
£105.7.3 retail

All in strong and attractive steel cases

THE PA-100

Background Music Machine
incorporating a 15 watts R.M.S.
amplifier and paging system.



**Adaptability—Reliability
—Design and Quality**

Push-in-and-out cartridge
track selector.
4, 8, 16ohm plus 70v and 100v tapings.
Microphone and phonograph input.
£99.17.3 retail.



Over 200 items in the range
including microphones, stands, megaphones
portable and rack-mounting equipment.

Sole importers and distributors:
AUDIO & DESIGN (SALES) LTD.,
40 QUEEN ST., MAIDENHEAD, BERKS.
Telephone: Maidenhead 25204 Telegrams: AUDESIGN, Maidenhead.

WW-103 FOR FURTHER DETAILS

WEYRAD

**COILS AND I.F. TRANSFORMERS IN
LARGE-SCALE PRODUCTION
FOR RECEIVER MANUFACTURERS**

- P.9 SERIES** 10 mm. x 10 mm. x 14 mm. Ferrite cores 6 mm. 472 kc/s operation.
Single-tuned I.F.s and Oscillator Coils.
- P.55 SERIES** 12 mm. x 12 mm. x 20 mm. Ferrite cores 4 mm. 472 kc/s operation.
Single-tuned I.F.s and Oscillator Coils.
- T.41 SERIES** 25 mm. x 12 mm. x 20 mm. Ferrite cores 4 mm. 472 kc/s operation,
Double-tuned 1st and 2nd I.F.s and Single-tuned 3rd I.F. complete with
diode and by-pass capacitor.

These ranges are available to manufacturers in versions suitable for most of the popular types of Transistors. The Oscillator coils can be modified to enable specific tuning capacitors to be used provided that bulk quantities are required.

**OUR WINDING CAPACITY NOW EXCEEDS
50,000 ITEMS PER WEEK**

On the most up-to-date and efficient machines backed by a skilled assembly labour force for all types of coils and assemblies.

WEYRAD (ELECTRONICS) LIMITED, SCHOOL ST., WEYMOUTH, DORSET

WW-104 FOR FURTHER DETAILS


This is an illustration of sixty-two different power units



Concealed behind this $4\frac{3}{8}$ " x $5\frac{1}{8}$ " front panel is a standard range of parts manufactured in large quantities, resulting in low production costs. The saving is passed on to you without affecting the superior performance and high reliability. For example, you can have a pre-set unit in the range 11 to 28 volts at 4 amps for as little as £34.

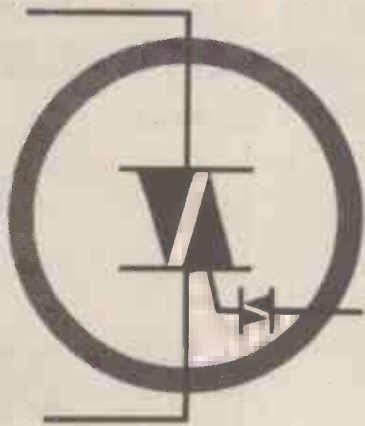
The 62 units in the new Series 30 range cover voltages from 0 to 500 with output currents up to 10 amps, depending on the voltage. A choice of protection circuits is available including 'crowbar' for your integrated circuits.

For complete details of this new approach to power supply design send for Series 30 full-colour folder and price list.




A.P.T Electronic Industries Ltd. Chertsey Rd., Byfleet, Surrey. Tel: Byfleet 41131.

WW—105 FOR FURTHER DETAILS



ONE QUADRAC = TWO SCR'S



PLUS

- optional built-in triggering diode
- electrically isolated case
- current ratings of 4 to 40 amperes
- transient voltage immunity
- high surge current capability

The QUADRAC is an integrated a.c. semiconductor equivalent to two SCR's (thyristors) connected in inverse parallel plus, optionally, a *built-in* bidirectional triggering diode.

QUADRACS are available in a wider range of current and voltage ratings than other a.c. semiconductors – current ratings of 4, 5, 7, 10, 15 and 25/40 A with V_{BO} ratings from 200 to 900V.

Other important advantages of QUADRACS include protection against transients, high surge current capability, and *electrically isolated* construction, eliminating the need to isolate when mounting – in many cases the cabinet or other metalwork can be used directly as the heatsink.

Applications include voltage, lighting and motor speed control, static switching, temperature controls, household appliances and industrial control equipment. Wherever a.c. is being switched, modulated or controlled, QUADRACS can substantially reduce package size, lower component and assembly costs and increase circuit reliability.

Write for further information to Publicity Department, Hoddesdon.



CLAUDE LYONS

Claude Lyons Limited,
Hoddesdon, Herts. Hoddesdon 67161 Telex 22724
76 Old Hall St, Liverpool L3 9PX. 051-227 1761 Telex 62181

CL 61

WW-112 FOR FURTHER DETAILS

NEW·NEW·NEW

Stentorian

SPEAKER SYSTEMS

These superb new speaker systems make available even higher standards of performance in sound reproduction and uphold the high reputation gained by Whiteley Stentorian speakers throughout the world.

Attractively designed and soundly constructed, they are available in either Teak or Rosewood finish.



LC93

A 19" × 12½" × 8½" completely enclosed acoustically loaded cabinet housing a 9" graded melamine paper cone with siliconized cambric suspension giving a frequency response of 60Hz to 20KHz.



LC94

A 29½" × 23¾" × 6½" acoustic Labyrinth enclosure fitted with acoustic resistance in the pipe, using the same highly efficient 9" speaker unit used in the LC93. Frequency response 45Hz to 20KHz.



LC95

The LC95 loudspeaker system is an acoustically loaded Bass Reflex cabinet, measuring 31½" × 20¾" × 13½" fitted with two loudspeakers and a crossover network. The bass loudspeaker being used is a newly developed 12" unit having a melamine treated paper cone with a cambric surround. The middle and high frequency unit is a new 8" loudspeaker having a melamine treated paper ribbed cone and surround.

Send for full Technical Specifications on these outstanding new additions to the famous Stentorian Range.



WHITELEY ELECTRICAL RADIO COMPANY LTD

MANSFIELD · NOTTS · ENGLAND ·
Tel: Mansfield 24762
London Office: 109 Kingsway, W.C.2.
Tel: HOLborn 3074

WW-107 FOR FURTHER DETAILS

Pinnacle the largest single valve independent

THIS IS WHAT WE DO

Make available the widest range of valves for commercial and industrial use. Give a personalised service based on intelligence and speed.

Ensure that we only Supply valves made by the world's foremost manufacturers.

Provide valves selected for your special needs.

Help out rapidly with that "awkward" valve that nobody else seems to have heard of.

Specialise in European or American types which are not normally easily obtainable.

Rush you a small order, or quote for a bulk requirement—1's or 1,000's are all the same to us.



IF I'D ONLY TRIED PINNACLE FIRST...

Every valve in either widespread or specialised use in the fields of Entertainment, Industry, Education and Research will be found in our catalogue, together with its main equivalents, classification, and the Pinnacle "P" number under which it may be ordered.

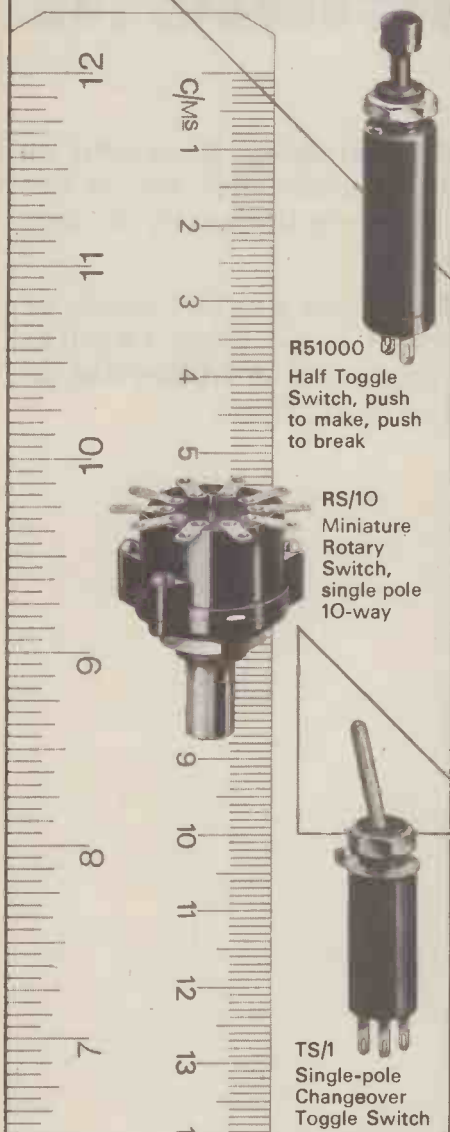
Pinnacle

PINNACLE ELECTRONICS LIMITED ACHILLES STREET · NEW CROSS · LONDON S.E.14

Telephone: All Departments—01-692 7285 Direct orders—01-692 7714

WW-108 FOR FURTHER DETAILS

Miniature DESIGN



RS1000
Half Toggle
Switch, push
to make, push
to break

RS/10
Miniature
Rotary
Switch,
single pole
10-way

TS/1
Single-pole
Changeover
Toggle Switch

Presenting part of a wide range of components used throughout the world by the electronics engineer in search of quality and reliability.

Further information available.



RENDAR

INSTRUMENTS LTD
BURGESS HILL, SUSSEX, ENGLAND
TELEPHONES: BURGESS HILL 2642-3
CABLES: RENDAR, BURGESS HILL

WW-155 FOR FURTHER DETAILS

COLOUR TELEVISION

A BACKGROUND TO COLOUR ADJUSTMENTS
FOR THE SERVICE ENGINEER

A Mullard Publication.

Price 17/6

Postage 1/-

TELEX by R. W. Barton. 70/-.

Postage 1/6.

**SOLUTION OF PROBLEMS IN
ELECTRONICS & TELECOM-
MUNICATIONS** 38/-. Postage 1/6.

**TELEVISION TAPE FUNDA-
MENTALS** by H. E. Ennes. 40/-.
Postage 1/6.

HI-FI IN THE HOME by J. Crabbe
40/- . Postage 2/-.

**Inter. GEC TRANSISTOR
MANUAL** 7th edn. 21/-. Postage 2/-.
**LOW-NOISE MICROWAVE
AMPLIFIERS** by H. N. Daghish &
Others. 45/-. Postage 1/6.

**TRANSISTOR SUBSTITUTION
HANDBOOK** No. 8 Pub. F.; Sams.
16/-. Postage 1/-.

**AN INTRODUCTION TO MICRO-
ELECTRONIC SYSTEMS** by Gosling
34/-. Postage 1/-.

**COLOUR RECEIVER TECH-
NIQUES** by T. D. Towers, 35/-.
Postage 1/6.

**THE DESIGNER'S GUIDE TO
BRITISH TRANSISTORS** by I. J.
Kampel. 25/-. Postage 1/-.

NEW CATALOGUE 2/-.

THE MODERN BOOK CO.

BRITAIN'S LARGEST STOCKIST
of British and American Technical Books

19-21 PRAED STREET,
LONDON, W.2

Phone PADdington 4185
Closed Sat. 1 p.m.

WW-156 FOR FURTHER DETAILS

OSMABET LTD.

WE MAKE TRANSFORMERS AMONGST OTHER THINGS

AUTO TRANSFORMERS. 0-110-200-220-240 v. a.c. up or down,
fully shrouded, fitted terminal blocks, 50 w. 25/-; 75 w. 32/6;
100 w. 37/6; 150 w. 47/6; 200 w. 60/-; 300 w. 80/-; 400 w.
100/-; 500 w. 115/-; 600 w. 125/-; 1,000 w. 180/-; 1,500 w.
300/-; 2,000 w. 400/-; 3,000 w. 500/-; 4,000 w. 800/-.

MAINS ISOLATION TRANSFORMERS. Input 200-240 v. a.c.,
1:1 ratio, 100 w. 80/-; 200 w. 130/-; 500 w. 290/-.

MAINS TRANSFORMERS. Input 200-240 v. a.c. TX1, 425-0-425 v.
250 Ma. 6.3 v. 4 a. ct. 6.3 v. 4 a. ct. 0-5-6.3 v. 3 a. 110/-; TX2,
250-0-250 v. 150 Ma. 6.3 v. 4 a. ct. 0-5-6.3 v. 3 a. 60/-; TX3,
250-0-250 v. 100 Ma. 6.3 v. 2 a. ct. 6.3 v. 1 a. 47/6; TX4, 300-0-
300 v. 60 Ma. 6.3 v. 2 a. ct. 6.3 v. 1 a. 45/-; TX5, 300-0-300 v.
120 Ma. 6.3 v. 1 a. 6.3 v. 2 a. ct. 6.3 v. 2 a. 60/-; TX6, 250-0-250 v.
65 Ma. 6.3 v. 1.5 a., 22/6; MT2, 230 v. 45 Ma. 6.3 v. 1.5 a., 21/-.

INSTRUMENT TRANSFORMER. Prim 200/250 v. a.c. OMT/4,
lapped sec. 5-20-30-40-60 v. giving 5-10-15-20-25-30-35-40-55-60,
10-0-10, 20-0-20, 30-0-30 v. a.c., 1 amp 30/-; 2 amp 42/6.
OMT/5, Tapped sec., 40-50-60-80-90-100-110 v. giving, 10-20-30-
40-50-60-70-80-90-100-110, 10-0-10, 20-0-20, 30-0-30, 40-0-40,
50-0-50 v. a.c. 1 amp 45/-.

HEATER TRANSFORMERS. Prim 200/250 v. a.c. 6.3 v. 1.5 a.
0/8; 3 a. 15/-; 6 a. 25/-; 12 v. 1.5 a. 15/-; 3 a. 25/-; 24 v. 3 a.
47/6; 5 a. 70/-; 8 a. 110/-; 12 a. 150/-.

MIDGET MAINS TRANSFORMER. F.W. rectification, size
2 x 1 1/2 x 1 1/2 ins. prim 200/240 v. a.c., output 20-0-20 v. 0.15a;
12-0-12 v. 0.25a; 8-0-8 v. 0.3 a., all at 19/6 each.

COLOUR TELEVISION WW; as specified, choke LL 60/-;
transformer T1, 57/6. Field Output Transformer 60/-.

OUTPUT TRANSFORMERS. Mullard 5/10. UL 60/-; 7 watt
stereo UL 50/-; OP3ECL88, stereo tran, 21/-; OP3, 30/-;
PP tran. 11K, 21/-; 30 watt PP tran. (KT88 etc.), 3-15 ohms,
65/-; MRT/10, 7/10 watt multi ratio, 30/-.

CHOKES. Inductance 10H, 65 Ma. 10/-; 85 Ma. 12/6; 150 Ma,
21/-; flying leads, clamp construction.

Carriage extra all transformers from 3/6d. each.
TRANSFORMERS WOUND TO YOUR SPECIFICATION.

BATTERY ELIMINATORS. PP9, 200/250 v. a.c., 9 v. d.c. 150 Ma,
45/- . PP3, ditto, 15 Ma, 17/6, p. & p. 2/6d.

FLUORESCENT LT LIGHTING. Input, 6, 12, 24 v. d.c., range
fittings, inverters. S.A.E. lists.

BULK TAPE ERASER. 200/250 v. a.c., suitable any size spool,
35/- . P. & P. 3/-.

LOUDSPEAKERS. New stock, famous make, 3 or 15 ohms,
15 watt, 25; 25 watt, 25; 35 watt, 27. P. & P. 6/- each.

LOUDSPEAKERS. Ex equipment, perfect, Elac, Goodmans,
Plessey, etc., 3 ohms, only, 5 in. 7/6; 6 in. 10/-; 7 x 4 in. 7/6;
8 in. 15/-; 8 x 5 in. 15/- . P. & P. 3/6 each.

PRINTED CIRCUIT BOARD. Variety of sizes, trade enquiries only.
S.A.E. all enquiries please. Mail Order only.

46 KENILWORTH ROAD, EDGWARE,
MIDDLESEX Tel: 01-958 9314

WW-157 FOR FURTHER DETAILS

TELFORD OSCILLOSCOPE CAMERAS

MODULAR CONSTRUCTION—
ADD TO BASIC CAMERA
AS REQUIREMENT ARISES



TYPE A OSCILLOSCOPE CAMERA

- ★ VIEWING SYSTEMS INCLUDE
PARALLAX-FREE VIEWING
DURING EXPOSURE
- ★ ADAPTORS FOR ALL POPULAR
SCOPES
- ★ LENSES f1.3, f1.5, f1.9, f2.8,
f3.5. CHOICE OF OBJECT/
IMAGE RATIOS
- ★ ACCESSORIES INCLUDE
SOLENOID OPERATION AND
DATA RECORDING
- ★ FILM BACKS:
POLAROID @ 10 SECOND
PRINTS: ROLL, PACK, OR CUT
FILM ALL CONVENTIONAL
PHOTO MATERIALS
INCLUDING 35 mm.

® Registered trade mark of Polaroid Corp.
U.S.A.

TYPE A. Illustrated; other types available

Full details gladly supplied on request

TELFORD PRODUCTS LTD.
4 WADSWORTH ROAD,
GREENFORD, MIDDLESEX,
ENGLAND. TEL 01-998 1011

THE **DAVAL** PHOTO-OPTICAL COMPANY
OF THE BENTIMA GROUP.

WW-158 FOR FURTHER DETAILS

RESLOSOUND microphones

Precision engineered · Give the finer acoustical performance required today

RBT

World famous Miniature Ribbon Type RBT

For natural sound reinforcement and recording purposes where bi-directional pick-up is an advantage. Frequency response 40-16,000 c/s variable at will by fitting of acoustic correction pads.

Impedances and Prices
 Low £13.2.6
 Medium and High £13.8.0
 Switched £16.0.6 and £16.5.6

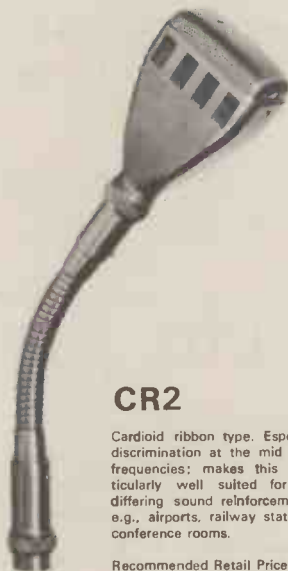


CR2

Cardioid ribbon type. Especially good rear discrimination at the mid range 'presence' frequencies; makes this microphone particularly well suited for use in widely differing sound reinforcement installations, e.g., airports, railway stations, lecture and conference rooms.

Recommended Retail Price:

Low £13 18s 6d
 Medium and High £14 3s 6d



CPD2

Cardioid Pencil Dynamic Microphone—improved version of the well known Reslo CPD microphone. Most suitable for:

High Quality Music Recording.
 General Sound Reinforcement.
 Loud close singing or speaking if used with an amplifier incorporating reasonable bass cut.
 Frequency response is smooth over the range 70 c/s to 16 Kc/s.
 Rear response better than 20dB below the front from 100 c/s to 1 Kc/s and over 14dB from 1 Kc/s to 16 Kc/s dropping to 30dB at upper presence frequencies.

Impedance values: CPD2/L—30/50 ohms or 600 ohms.
 Supplied with 18' of dual impedance cable £17.15.0.
 CPD2/M—200 to 300 ohms, £17.10.0.
 CPD2/H—30/50 ohms or Hi-Z. £17.15.0.
 Appropriate cable set to order.



VRT

Broadcasting version type VRT also available with superlative reproduction over 30-16,000 c/s. As used by the BBC. Low and Medium impedances only. £18.18.0.



UD1

An improved uni-directional (super cardioid) high output hand, or stand, microphone, incorporating an internal anti-pop filter. Supplied in a black presentation case with 18ft. of directly connected screened cable. Available in low, medium and high impedances.

Recommended Retail Price:

UD1/L (50 or 600 ohms) £19 10s 0d
 UD1/M (200-300 ohms) £19 5s 0d
 UD1/H (High Impedance only) £19 10s 0d



In addition to their world famous series of bi-directional cardioid Ribbon Microphones, Reslo manufacture a complete range of Public Address Amplifiers and Loudspeakers—line source and reflex horns.

Write or telephone for fullest particulars of the range

RESLOSOUND LTD
 SPRING GARDENS · LONDON ROAD · ROMFORD · ESSEX

Tel.: Romford 61926 (3 lines)

Telex: 25356

WW—111 FOR FURTHER DETAILS



NEW HIGH VALUE HIGH QUALITY STEREO AMPLIFIER

INTRODUCING A NEW ALL SILICON TRANSISTORISED HI-FI AMPLIFIER INCORPORATING TWO INDEPENDENT POWER SUPPLIES TO GIVE VERY LOW CROSSTALK AND A **UNIQUE DESIGNED CIRCUIT** WHICH ELIMINATES DISTORTION RISE AT LOW LEVELS. POWER-OUTPUT IS 15 WATTS R.M.S. INTO A 8 Ω LOAD AND 10 WATTS R.M.S. INTO A 15 Ω LOAD. INPUT FACILITIES TO COVER ALL TYPES OF PICK-UP, TUNER AND TAPE. SPECIFICATION AND PERFORMANCE FAR IN EXCESS OF PRICE RANGE.

DETAILED ILLUSTRATED LITERATURE AVAILABLE ON REQUEST. TRADE ENQUIRIES INVITED.

EXTRACT FROM TYPICAL TEST CHART AT 1KHz INTO A 8 Ω LOAD.

OUT-PUT R.M.S.	TOTAL DISTORTION
15W	0.1%
10W	0.07%
5W	0.06%
1W	0.06%
0.5W	0.05%
0.1W	0.05%

PRICE 59 gns
COMPLETELY ENCLOSED—
PANEL MOUNTING TEAK
CABINET EXTRA.

WELBROOK ENGINEERING LTD.
ELECTRONICS
BROOKS STREET, HIGHER HILLGATE,
STOCKPORT, CHESHIRE 061-480 4268

FERRANTI DESIGNED HI-FI AUDIO EQUIPMENT AVAILABLE IN KIT OR BUILT-UP FORM. DETAILS AND PRICE-LIST ON REQUEST.

WW-159 FOR FURTHER DETAILS

FOR LOW COST RELIABLE ATTENUATION UP TO 100 MHz

NEW HATFIELD ROTARY SWITCHED ATTENUATOR TYPE 708



Despite its low cost, this new Hatfield Attenuator will operate efficiently from DC to 100 MHz. The design features individual resistive sections, each selected in turn by a rotary switch mechanism. Careful attention to screening and the elimination of earth loops result in good accuracy being maintained throughout the frequency range. Since individual π sections are used it follows that the attenuators in this range maintain a constant level of input and output impedance irrespective of setting. They may be used equally well, therefore, in equipment or inserted in lines without mis-match. Available Types: 708A (50 ohms) 708B (75 ohms) and 708C (600 ohms, under development).

Write now for fully detailed Data Sheet.

HATFIELD INSTRUMENTS LTD

Dept. WW, Burrington Way, Plymouth, Devon.

Telephone: Plymouth (0752) 72773/5

Cables: Sigjen Plymouth

HATFIELD BALUN

WW-113 FOR FURTHER DETAILS

LONDON microphones

Quality sound—at low cost

The London Microphone range offers you quality microphones, good characteristics—and good looks, too, at remarkably little cost. Made in Britain.



NEW to the range: LM300 dynamic cardioid microphone incorporating top-quality moving-coil capsule. Gives maximum front-to-back ratio over a frequency range of 50-15,000 Hz. Elegant styling, robust metal case, natural anodised finish.

	Low imp.	Dual imp.
LM 300 (Cardioid)	£11 10 0	£12 10 0
LM 200S "	£5 19 6	£6 15 0
LM 200 "	£4 19 6	£5 15 0
LM 100 (Omni)	£3 3 0	£3 18 6

Home or overseas trade enquiries welcome. Write or ring for details

LONDON MICROPHONE CO. LTD.
182/4 Campden Hill Road, London, W.8.

Tel: 01-727 0711. 24 Hr. Answering Service. Telex 23894

WW-114 FOR FURTHER DETAILS

Improved! MAINS Keynector



The safest, quick and handy connector for electrical appliances is now available ex-stock

Only 5" x 3" x 1 1/2" the MAINS KEYNECTOR is designed in modern style and attractive two-tone colour. The unit eliminates the need of terminating the mains input lead of any electrical instrument or appliance with a plug. Also enables more than one appliance to be connected in parallel and used simultaneously. Rating 13 amp.

39/6

P.P. extra


British and Foreign Patents applied for

Send cash with order

CYBERNAUT CONTROLS LTD. (ref. W.W.12), 28-30 Rivington Street, London, E.C.2

WW-115 FOR FURTHER DETAILS

Why buy a poor reproduction of this remarkable bridge?



The original costs only £85!

When you can offer a completely portable universal bridge as versatile as the TF 2700 for only £85, you make a lot of friends. But, inevitably, some enemies. For every thousand satisfied users, there's the disgruntled competitor who has tried to follow our example. But there is *still* no other bridge at anything like its price offering anything like its specification in such a versatile, portable and easy-to-use package.

Versatile: A self-contained general purpose bridge with provision for using external special purpose auxiliaries.

Bridge Drive Source: Internal transistorised oscillator for L, C, and R (a.c.) at 1 kHz; internal d.c. source for resistance measurement only: 20 Hz to 20 kHz using external a.c. source.

Transistorised Detector: For a.c. and d.c. measurements: may be used with internal or external bridge drive. An external detector can also be used.

Bias and Polarising: d.c. bias current or polarising voltage can be applied with a.c. measurements.

Portable: Powered from internal batteries; weighs only 8½ lb.



An English Electric Company

Send for full technical details:

MARCONI INSTRUMENTS LIMITED

Longacres, St. Albans, Herts.


Telephone: St. Albans 59292 Telex: 23350

The new automatic Deccalift brings you armchair control for complete listening

Now – A completely automatic pick-up lifting device, operated by a hand held switch enables you to gently lower and raise the pick-up arm, at any time and at any position on the record, from the listening comfort of your armchair.

You, the listener now have, with the help of this unique device complete control of your recorded orchestra.

The Deccalift, easy to install and suitable only for transcription type decks, is supplied with 'remote' switch. If you would like further information on this unique aid to record preservation and listening enjoyment please complete the coupon and post it to



TO DECCA SPECIAL PRODUCTS
 Ingate Place Queenstown Road London SW8
 Please send me full details of
 automatic Deccalift

NAME

ADDRESS

WW 12D

WW—117 FOR FURTHER DETAILS



Si451 Millivoltmeter
 ★ 20 ranges also with variable control permitting easy reading of **relative** frequency response
 —PRICE £30.0.0

also available

Si452 Distortion Measuring Unit
 ★ low cost distortion measurement down to .01% with comprehensive facilities including L.F. cut switch, etc.
 —PRICE £25.0.0

JES AUDIO INSTRUMENTATION

Illustrated the Si453 Audio Oscillator

SPECIAL FEATURES:

- ★ very low distortion content—less than .05%
- ★ an output conforming to RIAA reading characteristics
- ★ battery operation for no ripple or hum loop
- ★ square wave output of fast rise time

—PRICE £35.0.0 ex works

J. E. SUGDEN & CO. LTD., BRADFORD ROAD, CLECKHEATON, YORKS. Tel: Cleckheaton 0WR62 2501

WW—118 FOR FURTHER DETAILS

TO: NOMBREX LTD
 Exmouth, Devon, England

Please forward leaflets of your full range to:—

NAME

.....

.....

.....

.....

Please enclose 6d. stamps

Trade and Export enquiries please attach letterhead or Trade Card.

1268

NOMBREX



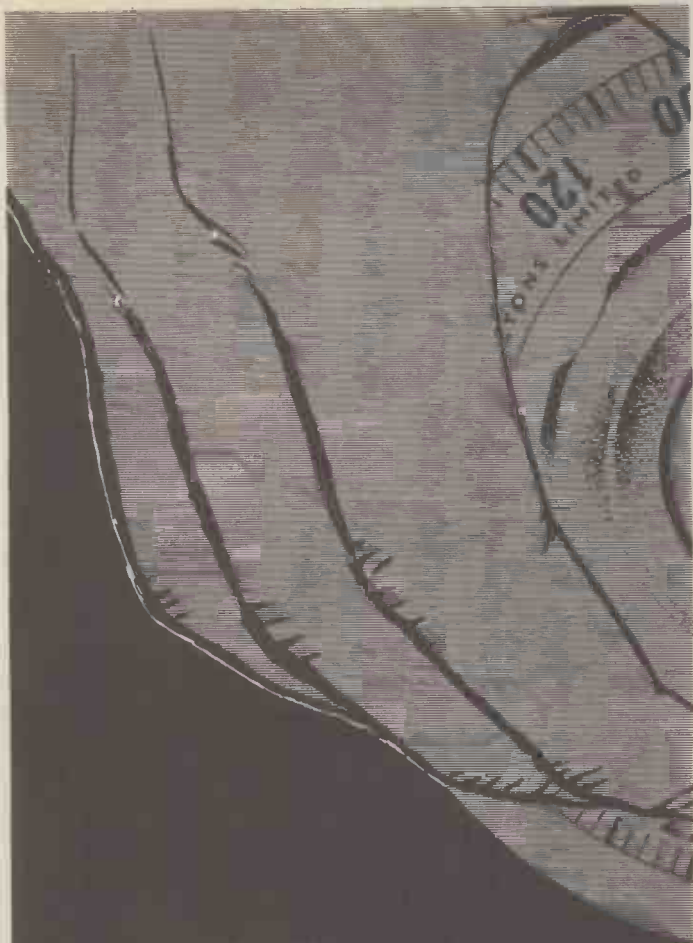
C. R. TEST BRIDGE 32 £10.10.0
TRANSISTORISED

Postage and packing—6s. 6d. extra


BRIEF SPECIFICATION

- SIX RANGES: 5 Ω to 100 M Ω
5pF to 100μF
- SEPARATE CLEAR C & R SCALES
- POWER FACTOR MEASUREMENT 0-70%
- CAPACITOR LEAKAGE INDICATION
- LUMINESCENT BALANCE INDICATOR
- STANDARD BATTERY OPERATION
- ROBUST AND ATTRACTIVELY STYLED
- ALL-TRANSISTOR CIRCUITRY

Send coupon for full technical leaflets of this and other Nombrex transistorised instruments



variable transformers?



Claude Lyons Regulac®

From Claude Lyons—leaders in voltage control for over 30 years—an extensive new range of variable transformers employing the latest design techniques and providing unit ratings from 0.5 to 40 amperes.

The Regulac® range of hundreds of models includes ganged assemblies for parallel and three-phase operation, dual-output, portable and oil-immersed models plus many high-frequency and special types, for manual operation or with motor drive.

Rapid delivery from Southern or Northern works. *Send now for comprehensive new catalogue and rating guide to Publicity Department, Hoddesdon.*

® Registered Trade Mark of Claude Lyons Limited



CLAUDE LYONS

Claude Lyons Limited
Hoddesdon, Herts. Hoddesdon 67161 Telex 22724
76 Old Hall Street, Liverpool L3 9PX. 051-227 1761 Telex 62181

WW—119 FOR FURTHER DETAILS

CL65
77



LINEAR MICROCIRCUITS

AVAILABLE FROM

QUARNDON

			Price		
			(1—24)		
			£	s.	d.
μ A	702 C	WIDEBAND DC AMPLIFIER	2	7	3
μ A	703 C	RF-IF AMPLIFIER	2	1	3
μ A	709 C	OPERATIONAL AMPLIFIER	2	17	0
μ A	710 C	DIFFERENTIAL COMPARATOR	2	4	3
μ A	711 C	DUAL COMPARATOR	3	16	2
μ A	716 C	FIXED GAIN AMPLIFIER	4	2	6
μ A	719 C	RF AMPLIFIER-FM DETECTOR	1	19	0
μ A	726 C	TEMP. CONTROLLED DIFFERENTIAL PAIR	9	7	6
μ A	727 B	TEMP. CONTROLLED AMPLIFIER	12	7	6
μ A	730 C	DIFFERENTIAL AMPLIFIER	3	14	3
μ A	741 C	HIGH PERFORMANCE μ A709C	5	15	6

FOR IMMEDIATE DELIVERY,
TECHNICAL DATA, OR QUANTITY PRICES,

Contact:


QUARNDON ELECTRONICS
(SEMICONDUCTORS) LIMITED
SLACK LANE, DERBY

TÉLEPHONE: 46695/43492

TELEX 37163

WW—120 FOR FURTHER DETAILS

ONE....



...OR A THOUSAND

To your specification....with quick delivery

AND *Ernest Turner* RELIABILITY

Whether your need is for a single instrument or a thousand (or even more) the Ernest Turner organisation is geared to give the same renowned service. From a very wide choice of movements and case styles we can provide precisely the instrument for your application, including the manufacture of special dials and provision of built-in or external units to permit indication of any electrical quantity.

We invite your specific enquiry for any number of instruments from one upward, and we should be pleased to send you a copy of our general catalogue 86/25 on request.

ERNEST TURNER ELECTRICAL INSTRUMENTS LTD.
HIGH WYCOMBE - BUCKINGHAMSHIRE - ENGLAND. Tel: High Wycombe 30931

WW-121 FOR FURTHER DETAILS



Radio Technicians

required now for vital work in
Air Traffic Control

Join the National Air Traffic Control Service, a Department of the Board of Trade, and play a vital part in the safety of Civil Aviation. Work on the latest equipment in Computers, Radar and Data Extraction, Automatic Landing Systems and Closed-Circuit Television, at Civil Airports, Air Traffic Control Centres, Radar Stations and other engineering establishments in the South of England, including Heathrow, Gatwick and Stansted.

If you are 19 or over, with practical experience in at least one of the main branches of telecommunications, fill in the coupon now. Your starting salary would be £828 (at 19) to £1,076 (at 25 or over); scale maximum £1,242 (rates are higher at Heathrow). Non-contributory pensions for established staff.

Career Prospects. Your prospects are excellent, with opportunities to study for higher qualifications in this expanding field.

Apply today, for full details and application form.

Write for details to: Mr. T. H. Mallett, B.Sc. (Eng.), C.Eng., M.I.E.E., Room 705, The Adelphi, John Adam St., London, W.C.2, mark your envelope 'Recruitment'.

Name _____

Address _____

RWW6

Not applicable to residents outside the United Kingdom.

NATCS

National Air Traffic Control Service

RACAL

Communications

Applications are invited for the following positions:

TEST EQUIPMENT REPAIR & CALIBRATION ENGINEERS

To carry out repair and calibration of high quality proprietary test equipment including spectrum analysers, oscilloscopes, signal generators, etc. Previous experience essential and it is expected that the successful applicants will be qualified to at least ONC level.

COMMUNICATION TEST PERSONNEL

Progressive position for electronic Test Engineers and Testers engaged on a wide range of communications equipment, including transmitters and receivers. Applicants should have technical knowledge equivalent to City & Guilds with previous experience of testing commercial equipment.

Applications in writing, please, to:

Mr. P. Cousins, Group Personnel Manager,
Racal Electronics Limited,
Western Road, Bracknell, Berkshire.

SIEMENS (UNITED KINGDOM) LTD New Scientific Instruments Division

1. SALES ENGINEER—for Electron Microscopes, analytical X-ray equipment, Gas Chromatography and Process Control systems.
2. INTERNAL SALESMAN—for handling routine enquiries on above, correlating the work of area Engineers and progressing orders.
3. SERVICE ENGINEER—with electronic bias for servicing above equipment but specialising in Stabilisation, counting equipment and automatic control from computers.

Qualifications for position 1 and 3 normally HNC or equivalent and position 2 ONC but appropriate experience would be considered. Some knowledge of German would be an advantage but not essential. Good working conditions, generous car allowance scheme and other fringe benefits.

Apply giving brief details to:

Personnel Manager Siemens (UK) Ltd.
Great West House, Great West Road,
Brentford, Middlesex.


BBC tv

YOUR HOBBY COULD BE YOUR PROFESSION

BBC Television employs many Film Recordists and Assistant Film Recordists in its Film Operations Department.

For young men between eighteen and twenty-eight, who are interested in imaginative, high-quality tape recording and are dedicated enthusiasts in the art of sound recording, there is a comprehensive training scheme which leads to a challenging and worthwhile career. Conditions of employment are generous and congenial and there are opportunities for travel at home and abroad.

For further details and application form, write to Head of Appointments Department, P.O. Box IAA, London, W.1. (quoting reference 68.G.960.W.W.).



RADIO TECHNICIAN TRAINING



IN THE

RAAF

Vacancies exist in the Royal Australian Air Force for men who are interested in being trained in the Technical Radio fields. Applicants should be United Kingdom citizens resident in the U.K. aged between 18 and 33 years. Qualified personnel up to the age of 43 years are also invited to apply.

Free passage to Australia is provided for families and pay commences from date of enlistment in London.

Further information can be provided by writing or phoning: —

RAAF CAREERS OFFICER (Dept. WW) AUSTRALIA HOUSE
STRAND, LONDON W.C.2 Telephone No: 01-836 2435

INDUSTRIAL COMPUTERS

A number of positions are available at all levels within the

TEST AND QUALITY DEPARTMENT

of our INDUSTRIAL COMPUTER DIVISION at KIDSGROVE.

Applicants should preferably have a sound academic background, with a minimum of O.N.C. (Electrical) or equivalent and experience in at least one of the following fields:

- Computer or Electronics Industry
- Radio and Television or associated industry
- Radar equipment installation, maintenance or servicing.

These are excellent opportunities offering good scope and prospects, an attractive salary commensurate with past experience and academic achievement, and a contributory pension and life assurance scheme.

Please write giving brief career details and quoting reference WW0320 H to the Personnel Officer, I.C. & A., The English Electric Company Limited, Kidsgrove, near Stoke-on-Trent, Staffs.

ENGLISH ELECTRIC

INDUSTRIAL CONTROL AND AUTOMATION

UNIVERSITY OF BELFAST

CHIEF TECHNICIAN (ELECTRONICS)

Department of Pure and Applied Physics

The successful applicant will be responsible for the design, construction and maintenance of special electronic equipment used in a large research group concerned with the study of atomic collision phenomena.

Possession of a Higher National Certificate or equivalent qualification together with considerable practical experience is essential for appointment to this post.

Salary range: £1,294—£1,475 and in special cases up to £1,708 p.a. Initial placing will be dependent upon experience.

Applications detailing age, qualifications and experience together with the names of two referees who have supervised previous work should be sent to **The Secretary (T), Department of Pure and Applied Physics, The Queen's University, Belfast BT7 INN**, as soon as possible.

OPTOELECTRONICS from PROOPS

New Science Projects combine fascination of Optics with Electronics.

INFRA-RED TRANSMITTERS & RECEIVERS

Unique devices in a brand new electronic field that can be exploited in a wide range of applications. Miniaturized construction and solid state circuit design is combined with outstanding modulation and switching capabilities to provide infinite possibilities as short distance speech and data links, remote relay controls, safety devices, burglar alarms, batch counters, level detectors, etc., etc.

INFRA-RED PHOTO RECEIVER — MSP3

Ultra sensitive detector/amplifier for infra-red (Gallium Arsenide) or visible light optical links reception. Spectral response 9500 Å. Robust, cylindrical package is coaxial with incident light to facilitate optical alignment and heat sinking.

85/- post free



MAX RATINGS

Total dissipation (in free air, $T_{amb} = 25^{\circ}\text{C}$).....100mW. Derating Factor.....2mW/ $^{\circ}\text{C}$. Output Current Intensity.....100mA. Voltage.....25V. Operating Temperature.....from -30° to $+125^{\circ}\text{C}$.

Supplied complete with suitable lenses, full Technical Data and Application Sheets, including Line of Sight Speech Link.

Infra-red devices (except 31F2) are supplied complete with suitable lenses, technical data and typical application information.

GALLIUM ARSENIDE LIGHT SOURCE—MGA 100

Filamentless, infra-red emitter in a robust, sealed cylinder coaxial with beam to facilitate optical alignment and heat sinking.



35/- post free

MAX RATINGS

Forward current I_F max.* D.C.....400mA. Forward peak current I_F max.* (pk).....6A. Power dissipation*.....600mW. Derating factor for T_{amb} greater than 25°C7.5mW/ $^{\circ}\text{C}$. Reverse voltage V_R max 1-0V.

*When mounted on an aluminium heat sink $1\frac{1}{2}$ in. x $\frac{1}{2}$ in. x $\frac{1}{2}$ in.

Supplied complete with suitable lenses, full Technical Data and Application Sheets, including Line of Sight Speech Link.

MICRO-MINIATURE INFRA-RED DETECTOR — 31F2

Silicon NPN photo-diode of passivated planar construction, suitable for punched card readers, counters, film sound track, etc.



28/6 post free

PHOTOCONDUCTIVE CELLS

CADMIUM SULPHIDE CELLS (Cds)

Inexpensive light sensitive resistors which require only simple circuitry to work as light triggering units in a wide range of devices, such as: flashing or breakdown lights, exposure meters, brightness controls, automatic porch lights, etc. Not polarity conscious — use with A.C. or D.C. Spectral response covers whole visible light range.



MKY251

Epoxy sealed $1\frac{1}{8}$ in. diam. x $\frac{1}{8}$ in. thick. Resistance at 100 Lux — 700 to 3,000 ohms. Maximum voltage 200 A.C. or D.C. Maximum current 500 mW. 12/6 post free



MKY101-C

Epoxy sealed, $\frac{3}{8}$ in. diam. x $\frac{1}{8}$ in. thick. Resistance at 100 Lux — 500 to 2,000 ohms. Maximum voltage 150 A.C. or D.C. Maximum current 150 mW. 10/6 post free



MKY71

Glass sealed with M.E.S. base, Glass envelope $\frac{3}{8}$ in. diam., overall length 1 in. Resistance at 100 Lux — 50 Kohms to 150 Kohms. Maximum voltage 150 A.C. or D.C. Maximum current 75 mW. 8/6 post free

CADMIUM SELENIDE CELLS (Cdse)

These have a higher dark resistance in a given period than Cadmium Sulphide Cells, indicating much faster response. Suitable for all Cds applications plus applications in chopper, electronic musical instruments, computer and other sophisticated circuitry. Time response shown in megohms is dark resistance measured 10 secs. after 400 Lux light intensity is intercepted.



MKB5H

Hermetically metal sealed, $\frac{3}{8}$ in. diam. x $\frac{1}{8}$ in. thick. Time response 100 megohms. Resistance at 1,000 Lux — 1 Kohm to 10 Kohms. Resistance at 10 Lux — 50 Kohms to 1 megohm. Maximum voltage 50 A.C. or D.C. Maximum current 10 mW. Continuous current 5 mW. 16/6 post free



MKB12H

Hermetically metal sealed $\frac{1}{2}$ in. diam. x $\frac{1}{2}$ in. thick. Time response 100 megohms. Resistance at 1,000 Lux — 100 ohms to 1,000 ohms. Resistance at 10 Lux — 1 Kohm to 10 Kohms. Maximum voltage 50 A.C. or D.C. Maximum current 80 mW. Continuous 30 mW. 16/6 post free


PHOTOGENERATIVE CELLS

Selenium cells in which light energy is converted into electricity directly measurable on microammeter or used with amplifier as light trigger for alarm and counting devices, luminous fluxmeters, exposure meters, colorimeters, etc., Spectral response covers visible light range.

Type 1— $1\frac{1}{2}$ x $1\frac{1}{2}$ in. Output 1 mA at 0.6 volts at 1,000 Lux 5/- post free

Type 2—28 x 18 mm. Output 500 mA at 0.6 volts at 1,000 Lux 3/6 post free

Type 3—100 x 50 mm. Output 4 mA at 0.6 volt at 1,000 Lux 22/6 post free



FIBRE OPTICS

Highly flexible light guides that transmit light to inaccessible places as easily as electricity is conducted by copper wires. Fibre optics make it possible to control, miniaturize, split, reflect or transfer light from one source to many places at once and to operate photo devices, logic circuits, or illuminate in ways never before possible. Proops offer both glass fibre optics or inexpensive Crofon plastic fibres for hundreds of experiments or serious applications in a fascinating new science.

RANK TAYLOR-HOBSON ENGINEERS KITS



All the basic components needed to demonstrate new ways to use light in serious applications with glass fibre optics consisting of thousands of fibres tightly bundled in a flexible sheath with ferruled, optically polished ends. Kit includes 12, 18, and 24 inch standard light guides in 1.5, 3 and 6 mm widths, 24 inch twin exit guide with 2 x 1 mm. outputs. Non-random 'Y' guide with 2 x 3 mm. outputs, adaptors and battery operated light source. Supplied complete with card wallets containing technical data and illustrated applications.

£16 post free

LOW-COST CROFON FLEXIBLE LIGHT GUIDE

Newly developed plastic light transmitting media made by Du Pont and consisting of 64 special plastic fibres, each .010 in. diam. and bundled together in a tough, flexible sheath. Can be used for many serious projects and inexpensive prototype work. Ends can be ground flat, dyed or capped with Epoxy resin. Temp. range -40° to 176°F . No loss of light through bending. 12-page data and applications booklet supplied.



Minimum order—2 ft. 8/6 per foot post free

Other advanced Solid-State devices

RCA INTEGRATED CIRCUIT — CA3020

Complete Audio or Servo Amplifier in one tiny package! Preamp, phase inverter, driver and power output function in a single package only $\frac{3}{8}$ in. diam. and $\frac{1}{8}$ in. high. Operates from single D.C. supply of 3 to 9 volts; gives maximum output of more than $\frac{1}{2}$ watt for 22 mA consumption. Low distortion, high gain is coupled with built-in temperature compensation (-55° to 123°C) and wideband operation. Complete with data and circuit applications. 42/- post free



RCA TRIAC — CA40432

Suitable for light dimming and motor control circuits Gate-controlled, full-wave, A.C. silicon switch with integral trigger that blocks or conducts instantly by applying reverse polarity voltage. Suitable for A.C. operation up to 250 volts; controls currents up to 1440 watts. Size only $\frac{3}{8}$ in. diam. x $\frac{1}{8}$ in. high. Complete with heat sink, data and applications information. 45/- post free



PROOPS

Proops Bros. Ltd., 52 Tottenham Court Road, London W1P 0BA
Telephone: 01-580 0141

WW-122 FOR FURTHER DETAILS

R.M.S QUEEN ELIZABETH 2 HAS 'TANNOY' SOUND EQUIPMENT INSTALLED THROUGHOUT

The Communications Complex for the R.M.S. Queen Elizabeth 2 represents the most advanced equipment of this type, incorporating all of the experience gained by the Tannoy Group during the 35 years it has been providing sound equipment for Ocean going Liners. This fully transistorised, fully comprehensive inter-communication and Ship's Sound Reproducing Equipment provides 11 basic facilities, with no fewer than 27 programme channels, including a multi-language, pre-recorded hourly news service as well as an electronic 'at anchor' fog warning. The Complex incorporates a general emergency passenger communications system – the first time that a ship's broadcasting system has been used to the exclusion of all other forms of alarm.



and the same quality is reflected in the

Monitor
GOLD*


Change should be made for improvement – not just for the sake of change. This is why the TANNOY 'Monitor' Dual Concentric loud-speaker – accepted as the 'quality standard' most specified for professional use – has remained unchanged in basic conception for the past 21 years and in detail design for the past seven years. NOW, the gradual evolution of a perfected technical specification has resulted in the refinement of this supreme 'quality' speaker into a new design – 'The Monitor GOLD' – a design which again will remain intact until a change can be proved worthwhile. Send now for leaflet giving complete details and full technical specification.

The new Monitor Gold now incorporates a Treble Roll Off Control and Treble Energy Control enabling precise adjustments to be made for room acoustics and programme material.

Frequency Response 30–20,000 cps

Power Handling Capacity 15" 50 watts, 12" 30 watts, III LZ 15 watts

Impedance 8Ω Nominal, 5Ω Minimum



TANNOY
PRODUCTS LIMITED®

TANNOY PRODUCTS LIMITED

Norwood Road, West Norwood, London, S.E.27.

Tel: 01-670 1131

TELEQUIPMENT



economic price performance portability

The double beam D52 by Telequipment is a tough little portable oscilloscope at the remarkably low price of only £99 in the U.K.

Here are a few of its outstanding characteristics

- True double beam
 - Large 5 in. flat faced P.D.A. Tube
 - Matched Y Amplifiers —
100 mV/cm, DC-6MHz
10 mV/cm, DC-1MHz
 - Calibrated Sweep Speeds —
18 (+ variable)
 - Triggering Modes—full range,
including TV sync.
 - Weight 24 lb.
- Send for details TODAY!



TELEQUIPMENT

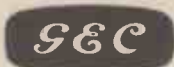


TELEQUIPMENT LTD. 313 CHASE RD, SOUTHGATE, LONDON N14 TEL: 01-882 1166

The best reception for the new Queen

clearly comes from GEC


Cunard choose GEC High Frequency synthesised communications receivers for their stability of frequency — for their accurate frequency indication — for their ease of operation... These regal qualities — and many more — are available to all who need high quality H.F. reception. Please write or phone for full information.



Information Centre. GEC-AEI (Electronics) Limited Communications Division Spon Street Coventry CV1 3BR
Telephone: Coventry 24155 A management company of The General Electric Company Limited of England

WW—126 FOR FURTHER DETAILS

Announcing the world's most advanced mobile radiotelephone



★ **STAR**

STAR UHF Ultra High Frequency mobile radiotelephone, by STC, signals a new era of product leadership in the expanding world of mobile radiotelephones.

STAR has been designed by a brilliant team of engineers and styled by one of Britain's leading industrial designers.

STAR is backed by world-wide planning, installation and servicing resources.

For further details: Standard Telephones and Cables Limited, Mobile Radiotelephone Division, New Southgate, London N.11.
Telephone: 01-368 1200 Telex: 261912

Mobile Radiotelephone Division

STC

The trouble with radio telephony is...

on the QE 2
eliminated with
GEC Lincompex

Q. What gives a greater improvement in signal-to-noise ratio ?

A. GEC Lincompex

Q. What offers the best method of continuous full transmitter loading at syllabic rate ?

A. GEC Lincompex

Q. What eliminates intersyllabic noise interference ?

A. GEC Lincompex

Q. What considerably extends the revenue earning time of international R.T. circuits ?


A. GEC Lincompex

Your first step to solving your R.T. troubles should be to write or phone for full information.

GEC

Information Centre. GEC-AEI (Electronics) Limited Communications Division Spon Street Coventry CV1 3BR
Telephone: Coventry 24155 A management company of The General Electric Company Limited of England

WW-128 FOR FURTHER DETAILS



**plug in
the smallest
soldering iron
available**

**Complete precision
soldering kit**



This kit—in a rigid plastic "tool-box" — contains everything you need for precision soldering.

- Model CN 15 watts miniature iron, fitted $\frac{3}{16}$ " bit.
- Interchangeable spare bit, $\frac{5}{32}$ ".
- Interchangeable spare bit, $\frac{3}{32}$ ".
- Reel of resin-cored solder
- Felt cleaning pad
- Stand for soldering iron
- Space for stowage of lead and plug

PLUS 36-page booklet on "How-to-Solder"—a mine of information for amateur and professional.

From Electrical and Radio Shops or direct from **49/6** Antex.

... pin-point precision soldering ... fingertip control ... bits that do not stick to shafts ... bits that slide over elements ... sharp heat at the tip ... reliable elements ... spares always available ... in Europe, Africa, Asia, America ... ANTEX soldering irons are used by experts and amateurs alike; they have found out the advantages of Antex ... you can, too ... buy one in a shop or direct from us ... or ask for our catalogue first.

CN 15 watts. Ideal for miniature and micro miniature soldering. 18 interchangeable spare bits available from .040" (1mm) up to $\frac{3}{16}$ ". For 240, 220, 110, 50 or 24 volts.

From Electrical and Radio Shops or direct from Antex.

32/6
ACTUAL SIZE



G 18 watts. Ideal for miniature work on production lines. Interchangeable spare bits, $\frac{3}{32}$ ", $\frac{1}{8}$ ", $\frac{3}{16}$ ", and $\frac{1}{4}$ ". For 240, 220 or 110 volts. 32/6.



E 20 watts. Fitted with $\frac{1}{4}$ " bit. Interchangeable spare bits $\frac{3}{32}$ ", $\frac{1}{8}$ ", $\frac{3}{16}$ ". For 240, 220, 110 or 24 volts. 35/-.



ES 25 watts. Fitted with $\frac{1}{8}$ " bit. Interchangeable bits $\frac{3}{32}$ ", $\frac{3}{16}$ " and $\frac{1}{4}$ ". Ideal for high speed production lines. For 240, 220, 110, 24 or 12 volts. 35/-.



F 40 watts. Fitted $\frac{5}{16}$ " bit. Interchangeable bits $\frac{1}{4}$ ", $\frac{3}{16}$ ", $\frac{1}{8}$ ", $\frac{3}{32}$ ". Very high temperature iron. Available for 240, 220, 110, 24 or 20 volts. 42/6. Spare bits and elements for all models and voltages immediately available from stock.



31/-

Model CN 240/2 15 watts—240 volts
Fitted with nickel plated bit ($\frac{3}{32}$ "') and in handy transparent pack. From Electrical and Radio Shops, or send cash to Antex.



**PRECISION MINIATURE
SOLDERING IRONS**
Made in England

Antex, Mayflower House, Plymouth, Devon
Telephone Plymouth 67377/8. TELEX 45296

(Giro No. 258 1000)

To: Antex Mayflower House, Plymouth, Devon

Please send me the Antex colour catalogue

Please send me the following irons

Quantity	Model	Bit Size	Volts	Price
.....
.....


I enclose cheque/P.O./cash value.....

NAME.....

ADDRESS.....

W12.....

Telephone:.....



a differential d.c. voltmeter with a difference-

a built-in standard reference cell

Unlike other differential d.c. voltmeters, Marconi Instruments' new TF 2606 has a built-in standard reference cell, avoiding the need to rely on the stability of zener diodes for long-term accuracy. Simply by switching to the standard cell, calibration can be checked at any time.

Accuracy $\pm 0.02\%$ between 1V and 1100V.

Three voltage ranges (0 to 11, 0 to 110 and 0 to 1100V) and five decade dials ensure high discrimination whilst reducing the need for frequent range changing. Temperature range 10°C and 35°C.

Discrimination. Digital measurement discrimination is 0.0005% full scale. Overall discrimination on the 11V range is better than 100 μ V.


High Input Resistance. Input resistance below 11V is almost infinite; on other ranges 1M Ω .

Overload Protection. TF 2606 will withstand considerable over-ranging.

Analogue Output. An analogue output of 75mV full scale is provided for a chart recorder—a separate digital to analogue converter is unnecessary.

Price £252.



At half the cost of a 5-digit d.v.m. of similar performance TF 2606 allows even higher accuracy by reading to 6 significant figures.



MARCONI INSTRUMENTS LIMITED

Longacres, St. Albans, Herts. Telephone : St. Albans 59292 Telex : 23350

We're the firm with all the best connections



So doesn't it make sense to go a bundle on them?

Wrap up all electronic assembly problems in one swift operation.

We've done our best to make it easy for you by devising some 5,000 connecting devices of one sort or another. And backing them with an endless amount of ingenuity.

So whether you're connecting a printed circuit, fastening a chassis, or simply linking a plug and socket we'll show you the quickest and simplest way of doing it.

And that goes for all your connecting problems — not just electronic, but mechanical and electrical as well. Our sort of ingenuity knows no bounds and accordingly, our range stops at nothing!

Go a bundle on it and you'll be helping yourself to the best connections in the business.

You can't do better than that now, can you?

the firm with the best connections

CARR FASTENER

UNITED-CARR GROUP

Stapleford, Nottingham NG9 8AJ

Telephone: Sandiacre 2661.

Sales Offices: Wembley,
Birmingham, Sale, Glasgow



MARCONI high performance 90' EARTH STATION

*Complete system service
Modular construction
Exceptional reliability*



- Integration and over-all station design meet full INTELSAT standard.
- Figure of merit G/T: Better than 40.7 dB at 5° elevation.
- Cassegrain type feeds—monopulse or conical scan available.
- Unique quasi-paraboloid reflector for high efficiency—aluminium or stainless steel surfaces.
- Mounts: Fully steerable—elevation over azimuth. Hour angle declination—covers equatorial satellites.
- Transmitters: Either T.W.T or Klystron type—wide and narrow instantaneous bandwidth.
- Receivers: Helium-cooled parametric amplifier. Threshold demodulators.

Marconi—space communications systems

The Marconi Company Limited,
Space Communications Division, Chelmsford, Essex

AN 'ENGLISH ELECTRIC' COMPANY



LTD/P52

The new
EMITAPE Afonic
range of
low noise tape




don't buy any tape buy
EMITAPE



EMITAPE LIMITED
HAYES MIDDLESEX
ENGLAND

No other electronic voltmeter packs this much performance for £90!

Marconi TF 2604 *Electronic Voltmeter*



- Excellent zero stability:** less than 4 mV deflection at full scale on all ranges for changes in mains supply voltage of as much as 10%
- Seven a.c. ranges:** 300 mV to 300 V f.s. 20 Hz to 1.5 GHz
- Eight d.c. ranges:** 300 mV to 1000 V f.s.

- Seven resistance ranges:** 500 Ω to 500 M Ω
- Input resistance:** 100 M Ω
- Input capacitance:** 1.5 pF
- Multipliers available:** extend range to 2 kV a.c. and 30 kV d.c.

£90—U.K. f.o.b. Price. Full technical details on request.



An English Electric Company.

More than 70 distributors and associates throughout the world

MARCONI INSTRUMENTS LIMITED

Longacres, St. Albans, Herts, England.

Tel: St. Albans 59292 Telex: 23350

8+24=33

Sum edge connector



VERSATILE McMurdo edge connector cuts your printed circuit board terminal problems down to size. Any size! Just slice through any of seven special cutting positions and suddenly the 33-way edge connector becomes two connectors. An 8-way and a 24-way. Or a 12-way and a 20-way. Or two 16-ways! In fact there are sixteen ways you can cut it (losing a terminal with each cut) to give you almost any number of terminals.

McMurdo edge connector versatility doesn't end there, either! The terminal strip which you mount on the circuit board can be connected to terminals four ways - solderless tag connection, wire-wrap connection, soldering . . . or McMurdo's complete mating socket with polarising keys! This socket can also be cut to all the variations of the terminal strip - from 4-ways upwards! That's the sum of our versatility. That's some versatility!



MCMURDO
ELECTRONIC COMPONENTS

**THE MCMURDO INSTRUMENT
COMPANY LIMITED,
RODNEY ROAD, PORTSMOUTH
TEL: 35361. TELEX: 86112**

Authorised Stockists:—**LUGTON & CO. LTD.**, 209/210 Tottenham Court Road, London W.1. Tel.: Museum 3261. **SASCO**, P.O. Box No. 20, Gatwick Road, Crawley, Sussex. Tel.: Crawley 28700 (also Chipping Sodbury 2641, Cumbernauld 25601 and Hitchin 2242) and agents in principal overseas countries.

WH CONTIL AND PIDAM SYSTEMS




ACCESSORIES

A full range of accessories are available for PIDAM. Shown are the meter, scaled 0-9, at 35/6. Test prods insulated and flexible with fine steel clips at the tip, red or black at 13/-. High speed resetting counter including bezel and socket, with speed of over 40 operations per sec. 165/-. Plug-in Octal relay 24v. with two changeover at 17/6. Not shown, 15 range test meter, 45/-.

PIDAM (Plug-in Digital and Analogue Modules) perform all the usual logic functions, but, unlike other units, can be plugged in, using their B9A bases and can be quickly connected to the required configuration. To help learning, the module covers are easily removable for circuit examination and sets of components are available. The 22 modules have an enormous range of use, from a single MONO for a tachometer, to over 300 units in a computer interface; nevertheless, their greatest asset is extreme simplicity. Design time is cut and elaborate breadboards superseded and any reader of "Wireless World" could with **PIDAM**, build up a low cost system for his own needs.

6 NEW modules—send for free information.



PIDAM BROCHURE

Send for this complete explanatory booklet showing detailed examples of use and circuit diagrams of all modules. Examples and circuits given include voice-operated switch alarms, flashers, tachometer, timers, batch counters, etc. 3/8 post free.


NEW

PIDAM PLUG-IN MODULES, PRICES

per module range from 8/- to 28/- and all necessary accessories are supplied. A complete starting kit is only £20/19/6 (normally £23/12/6).

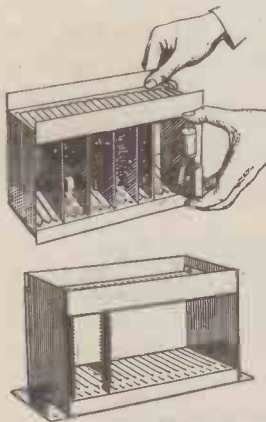


B1 (Bistable) module shows B9A base for ease of connection. Pins 7, 8, 9 are always power connections.



PIDECE

(Plug-in Digital Educational Circuit). This Pidec unit allows seven modules to be interconnected for demonstration or mock-up without soldering. Including internal power supplies, 370/-.



PRINTED CIRCUIT CHASSIS

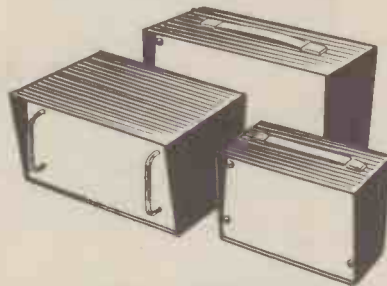
Printed circuit chassis type "P" which fits into 1277 or 16127 case, or type "Q" which can be mounted on an aluminium chassis. Both types take up to 20 boards and connectors on 1/2 in. centres. Prices from 42/6 down to 37/- for quantities.

CONTIL CASES

Contil cases are mass-produced to give the lowest prices yet. In 21-gauge steel. Finished hammer blue, with 18-gauge front panel supplied with easy-to-strip protective covering for easy marking out. For ease of ordering Contil cases are described by their dimensions, i.e. 755 is 7x5x5in. Individually packed, inc. feet and screws.

	ONE	FIVE
755	45/6	44/-
867 or 975	47/6	46/-
1277	53/-	51/-
16127	98/6	96/6
191010	133/-	130/-
Kit	£11/19/-	(normally £14/12/-).

now available with aluminium and NEW "Contilcote" panels.



TRANSFORMERS

Two West Hyde transformers are available for transistorised equipment, one at 2 amps giving 6, 10, 15, 18 and 30v i.e., 3, 4, 5, 6, 8, 9, 10, 12, 15, 18, 24 and 30 with 12-0-12 and 15-0-15. The second at 1 amp, 6, 10, 18v. taps. Price 37/6 and 26/-. Additional type available, providing 2 amps as above and in addition supplies 100mA at 150, 80, 0, 80, 150 volts to supply indicator tubes, etc. Price 50/-.



REED SWITCH

The West Hyde Reed Switch works at up to 2,000 times a second for more than fifty thousand million operations. Ideal for: over and under speed monitors, counting, timing, switching, rev counting, etc. Hermetically sealed and moulded. Prices from 14/- each to 8/- each per thousand.


We now supply Q-Max sheet metal punches in 1/2 in. sizes up to 1 1/2 in. and 1/4 in. sizes up to 2 1/2 in.

NEW

Neon Oscillator Operates from 6v. to 24v. D.C. down to 50mW. Prices from 25/- down to 18/-.

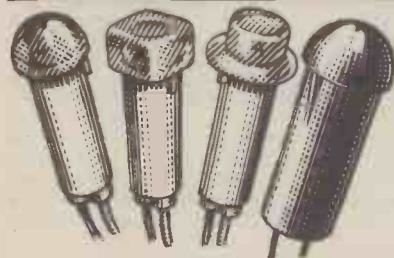


"A" board shows plugged into "M" 20-way connector with "S" board supports. Note: Power supply rails at right angles to signal rails "A" boards 8/6 each. 20-way "M" connector 9/- "S" supports 3/- pair. Less for quantities.



CONTIL LOW COST PRINTED CIRCUIT BOARDS

	ONE	TEN	FIFTY
Standard transistor board	9/9	9/3	9/-
Half board	7/6	7/-	6/6
Connectors, 20-way	9/6	9/-	8/-
10-way	6/-	5/6	5/-
"P" chassis to fit 1277 Contil case	39/6	37/6	37/-
Printed circuit kit: including case, normally £14/8/6 for only £11/19/6.			



NEW BRIGHTLIFE NEONS

now available with alphanumeric caps.

25,000 hr. average life with high intensity and resistor in housing; either 1/8 in. or 1/4 in. dia. Standard units 160-250v. with 6in. lead variants. 10 at 2/6 each with 10 different caps. In

quantity down to 1/8 each. Neon only, down to 5 1/2d. each.

We now supply our standard neons in 110 volt nominal at the same prices.

SUB-MINIATURE NEON



The smallest yet. Type "Q" overall dia. 1/8 in., body length 1/4 in. with resistor for mains, 3/6 each. Minimum quantity 10. Down to 2/9 each.


PLEASE NOTE

All products ex-stock for normal quantities. Return of post service. No S.A.E. Minimum order £1. Fully detailed leaflets available. All prices include postage and packing.

WH WEST HYDE

WEST HYDE DEVELOPMENTS LTD.
30 HIGH STREET, NORTHWOOD, MIDDLESEX
Tel: Northwood 24941

SINCLAIR Z.12 12 WATT INTEGRATED HI-FI AMPLIFIER & PRE AMP




12 watts R.M.S. continuous sine wave output

This is the recommended amplifier for those requiring greater power and a high degree of versatility. This eight special-transistor amplifier is the most successful of its kind ever designed. It has an excellent power to size ratio and is easily adapted to a wide variety of applications. The Z.12 performs satisfactorily from a wide range of voltages and it can readily be run from car batteries. This true 12 watt amplifier comes to you ready built, tested and guaranteed together with useful manual of circuits and instructions for matching the Z.12 to your precise requirements. Two may be used for stereo, when the Sinclair Stereo 25 will be found the ideal control unit for use with it.

Size—3"x1 $\frac{3}{4}$ "x1 $\frac{1}{4}$ ". Class B Ultralinear Output: Frequency response from 15 to 15,000Hz \pm 1dB: Output suitable for loudspeakers from 3 to 15 ohms impedance. Two 3 ohms speakers may used in parallel: Input 2 mV into 2Kohms: Output 12 watts R.M.S. continuous sine wave (24 watts peak); 15 watts music power (30 watts peak); Power requirements 6-20V.d.c. from battery or PZ.4 Mains Supply Unit. *Ready built, tested and guaranteed.*


89/6



SINCLAIR STEREO 25

De Luxe Pre-amplifier and Control Unit for Z.12 or any other good stereo assemblies. Switched inputs for P.U. (equalised to R.I.A.A. curve from 50 to 20,000 Hz within \pm 1dB), radio, and auxiliary. Supplied ready built with very attractive solid brushed and polished aluminium front panel. Control knobs for Bass/Treble/Volume/Balance/Input are solid aluminium. Size—6 $\frac{1}{2}$ "x2 $\frac{1}{2}$ "x2 $\frac{1}{2}$ " plus knobs. Built, tested and guaranteed.

£9.19.6



SINCLAIR PZ.4

STABILISED MAINS POWER SUPPLY UNIT

Heavy duty transistorised power supply unit to deliver 18V.d.c. at 1.5A. Designed specially for use with two Z.12 Amplifiers, etc., together with Stereo 25. Built, tested and guaranteed.

£4.19.6

SINCLAIR MICROMATIC

- tunes over medium waves
- good quality magnetic power
- remarkable range and power



the world's smallest radio

This fantastic little British pocket receiver is available in kit form to build for yourself or ready built, tested and guaranteed. Its range, power and selectivity must be experienced to be believed; its quality everything you could wish for. The Micromatic tunes over the medium waveband and has A.G.C. to counteract fading from distant stations. Bandpass tuning makes reception of Radio 1 easier. The neat black case with aluminium front panel and tuning control give the Micromatic elegantly modern appearance. Makes a wonderful Christmas gift.

Kit in fitted pack with earpiece, solder & instructions

49/6

Built, tested & guaranteed

59/6

Mallro Mercury Cells RM.675 (2 reqrd)

each. 2/9

sinclair

SINCLAIR RADIONICS LTD. 22 Newmarket Rd. Cambridge. Tel. OCA-3 52731

Acclaimed by all who heard it at the
1968 Audio Fairs



SINCLAIR **Q.14**

the most challenging loudspeaker
development in years

- **ACOUSTICALLY
CONTOURED SOUND CHAMBER**
- **FREQUENCY RESPONSE
60-15,000 Hz**
- **LOAD HANDLING
CAPACITY UP TO 14 WATTS**
- **BRILLIANT TRANSIENT
RESPONSE**
- **8 OHMS IMPEDANCE**
- **OF COMPACT AND
ORIGINAL DESIGN**
- **AN ALL-BRITISH PRODUCT**
- **IDEAL IN CONJUNCTION WITH
THE SINCLAIR IC.10**

Price is no longer an obstacle to the enjoyment of high-fidelity loudspeaker reproduction; nor is size a problem either. In the Sinclair Q.14 you will find a loudspeaker of such remarkable quality and so compactly and attractively styled that you will want to change to Sinclair as soon as you hear it. At Trade Exhibitions and both the 1968 Audio Fairs, experts have been greatly impressed on hearing the Q.14 against speakers costing many times more, proving beyond question that good reproduction does not have to be expensive. Tests by an independent laboratory with a Q.14 drawn from stock show exceptionally smooth response between 60 and 15,000Hz and well sustained output beyond both these figures. Its remarkable

transient response ensures beautifully defined separation of voices, instruments, etc. Much of the success of this Sinclair design comes from the use of materials quite different from those to be found in conventional speaker manufacture, and the unusual contours of the seamless, sealed pressure chamber allow the Q.14 to be conveniently positioned on shelves, the floor, in wall corners or flush mounted. The Sinclair Q.14 is finished in matt black with solid aluminium bar trim on the front. Size: 9½ in. square x 4½ in. deep. Try it in your own home by sending off the order form today. *If you are not satisfied your money plus the cost of posting the Q.14 back to us will be returned in full.*

POST FREE ANYWHERE IN THE U.K. **£7.19.6**

SINCLAIR GUARANTEE

Should you not be completely satisfied with your purchase when you receive it from us, your money will be refunded in full at once and without question. Full service facilities available to all purchasers.

sinclair
SINCLAIR RADIONICS LIMITED
22 NEWMARKET ROAD, CAMBRIDGE
Telephone: OCA3-52731

ORDER FORM BRINGS PROMPT DELIVERY SENT TO YOU POST PAID

To: SINCLAIR RADIONICS LIMITED, 22 NEWMARKET ROAD, CAMBRIDGE.

Please send **POST FREE**

.....
.....
.....

NAME.....

ADDRESS.....

For which I enclose cash|cheque|money order.

WW.1268

WW-139 FOR FURTHER DETAILS



RECORD MAINTENANCE TAKES ANOTHER BIG STEP FORWARD!

With these latest advanced products . . .

NEW HI-FI PARASTAT

(Reg'd.) Pat. App. 58216/67.

Gramophone Record Maintenance and Stylus Cleaning Kit



Designed for use on NEW records or records in new condition which are to be played with pick-ups requiring very low tracking pressures. The 30,000 finely pointed tips of the Hi-Fi Parastat Brush positively explore every detail in the record groove to provide the high degree of record cleanliness necessary when using ultra lightweight pick-ups tracking at 2 grammes or less. The cover pad in the lid of the case is provided for the purpose of cleaning and activating the brush which when enclosed within the case is kept at the correct level of humidity required to control all static at the working surface. Perfectly clean records must be played with a perfectly clean stylus and an integral part of the kit is the new Watts Stylus Cleaner which provides a safe and efficient method of cleaning the stylus.

Supplied complete with instructions, 1 oz New Formula dispenser, Distilled Water dispenser, spare pad cover and ribbons. Price 42/6 plus 1s 1d P.T. Replacements: 1 oz New Formula dispenser 4/6. Distilled Water Dispenser 4/-, Pad Cover and Ribbons 1/9.

NEW STYLUS CLEANER

Available separately complete with instructions
Price 5/- plus 1s 1d P.T.



'PARASTAT' Reg'd. Manual Model Mk.IIA



A dual purpose record maintenance device. Keeps new records in perfect condition. Restores fidelity to older discs. Complete with 1 oz. New Formula dispenser and instructions. Price 45/-, Replacements: Pad Covers 2/- each, Brush 8/6, Sponge Cover Pad 1/-, 1 oz New Formula Dispenser 4/6.

Humid Mop. Recommended for use in conjunction with the Manual Parastat and Preener. Cleans and conditions the bristles and velvet pads. Ensures correct degree of humidity at the time of use. Complete with spare sponges and instructions. Price 4/6. Replacements: Set of Sponges 2/6.

A GUIDE TO THE BETTER CARE OF L.P. AND STEREO RECORDS



Second Edition Now Available. Completely revised and incorporating Data Sheets Nos. 1, 2, 4, and 6. 48 pages, fully illustrated, providing all necessary information on Record Care 2/6 Post Free. (Data Sheets Nos. 2 and 5 available free on request for those readers who already have the First Edition - S.A.E. please.)

The original 'DUST BUG' Reg'd.

(Patent No. 817598)



Automatic Record Cleaner. Easily fitted to any transcription type turntable. Provides a simple and effective method of removing static and dust while the record is being played. Surface noise and record and stylus wear is reduced, resulting in cleaner reproduction. Complete with 1/2 oz New Formula Dispenser and instructions, Price 18/9, plus 4/- P.T. Replacements: Nylon Bristle and Plush Pad 1/9, 1/2 oz. New Formula Dispenser 2/6.

'PARASTATIK' Reg'd. DISC PREENER

(Patent - applied for)



Keeps new records like new. Expressly designed for use with records which have not had previous antistatic treatment. Complete with instructions. Price 6/9. Replacements: Packet of 4 wicks 2/-.

ALL OBTAINABLE FROM YOUR LOCAL SPECIALIST OR DIRECT:

To CECIL E. WATTS LTD.

DARBY HOUSE, SUNBURY ON THAMES, MIDDLESEX.

Please send (Post Free U.K. and Commonwealth)

- Disc Preeners @ 6/9
- Dust Bugs @ 18/9 plus 4/- P.T.
- 48-page Booklets @ 2/6
- Hi-Fi Parastats @ 42/6 plus 1/1 P.T.
- Stylus Cleaners @ 5/- plus 1/1 P.T.
- Manual Parastats @ 45/-

Replacement Parts:.....
I enclose cheque/P.O. value £.....
(Do not send postage stamps)
Name.....
Address.....

WW-106 FOR FURTHER DETAILS



PEAK SOUND

aids to economical hi-fi

ES/10-15 BAXANDALL SPEAKER

"Rolls-Royce standards"

SAYS RALPH WEST,

Hi-Fi News

OCTOBER, 1968



"The immediate impression was of a thoroughbred speaker, smooth and effortless . . . voices both speaking and singing were uncannily real . . . Once again we see the possibility of Rolls-Royce standards from comparatively cheap components . . . when you know how." *Hi-Fi News* Test Report, Pages 1208/1211, Oct. 1968.

A REVOLUTIONARY ADVANCE IN DESIGN LOGIC

THE PEAK SOUND ES/10-15 is the designer-approved kit of the sensational loudspeaker designed and described by P. J. Baxandall in *Wireless World* (Aug. & Sept. 68). The frequency response extends from 60-14,000 Hz. (100-10,000 Hz. \pm 3dB). Everything is supplied to specification—the 18" x 12" x 10" afromosia teak cabinet is cut and drilled for simple assembly; the equalising circuitry is ready-made for immediate installation. The finished product is completely professional. It will astonish and delight you beyond words. See what *Hi-Fi News* says in full in its detailed report in their October issue. It is hard to believe so modestly priced a speaker could get so glowing a report.

Equaliser assembly —36/-
Speaker Unit—38/- Pur. Tax—8/1d.
Cabinet parts (complete) £8.15.0.

TOTAL COST
£10.17.1

X-over for additional bass unit—2/6.

a new Peak Sound hi-fi power amplifier



THE PEAK SOUND PA/12-15 is a new power amplifier of excellent design and performance. Features include Class B output of 12 watts R.M.S. into 16 ohms:

43dB neg. feedback frequency response from 10 Hz to 45 Hz \pm 0.5dB; distortion at max. output less than 0.1%; input sensitivity—400mV; power requirement 45V D.C. which can be obtained from the Peak Sound heavy duty power unit (price £5.5.0). Size 5" x 3 3/4" x 1 3/8". Selected high gain closely matched transistors are used throughout. Full instructions are provided. This sensibly designed unit will appeal to all for whom reliability and good design are important. Pre-amp details available.

Built, and tested
£5.19.6
Kit, less heat sink (price 6/-) and matrix base board
£3.19.6

From dealers or sent direct in case of difficulty, POST FREE.

PEAK SOUND (HARROW) LTD.

32 ST. JUDES ROAD, ENGLEFIELD GREEN, EGHAM, SURREY. EGHAM 5316

To PEAK SOUND

Please send
for which I enclose £ s d
NAME
ADDRESS

Block letters please

WW 1268

WW-138 FOR FURTHER DETAILS

The technician's first choice in tape decks is a Brenell-



Mk 5 Series 3 for spool sizes up to 8½" dia.
 Mk 510 Series 3 for spool sizes up to 10½" dia.
 Prices from £45.18.0. including tax
 Head assemblies to customer's specification

Take this opportunity of obtaining the same high quality deck as supplied to recording and broadcasting studios, including the BBC

- * 3 outer-rotor Papst motors
- * Large, balanced flywheel
- * 4 tape speeds
- * Accommodation for up to 4 heads
- * Digital counter
- * Extremely low wow and flutter content

Also available:

Complete tape recorders, amplifiers, etc.;
 for example:

The Brenell HI-FI Tape Link

which has been specially designed for use with 3-headed tape decks and your high-fidelity installation

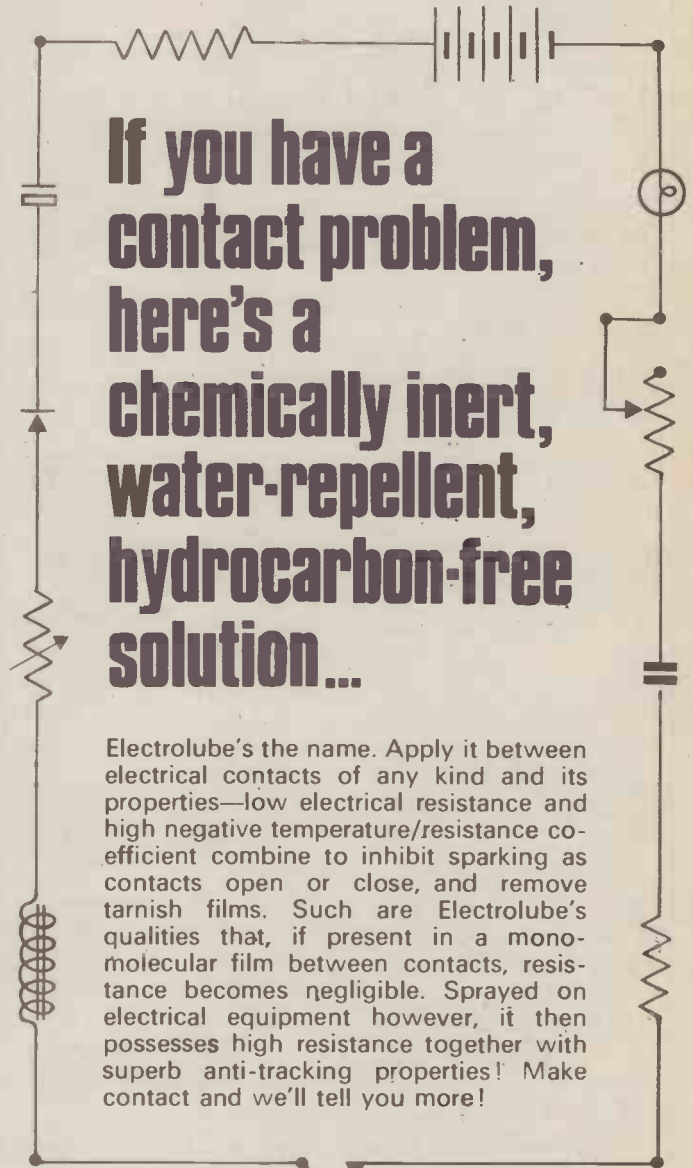


Write for full specifications

Choose **Brenell** for Recorders of unsurpassed reliability and performance

Brenell

BRENELL ENGINEERING CO. LTD.
 231/5 LIVERPOOL RD., LONDON, N.1. Tel: 01-607 8271 (5 lines)
 GD 480



If you have a contact problem, here's a chemically inert, water-repellent, hydrocarbon-free solution...

Electrolube's the name. Apply it between electrical contacts of any kind and its properties—low electrical resistance and high negative temperature/resistance coefficient combine to inhibit sparking as contacts open or close, and remove tarnish films. Such are Electrolube's qualities that, if present in a monomolecular film between contacts, resistance becomes negligible. Sprayed on electrical equipment however, it then possesses high resistance together with superb anti-tracking properties! Make contact and we'll tell you more!

2A-X
ELECTROLUBE
 LUBRICANT

A British Product

ELECTROLUBE
 REGD.
 contact lubricants

ELECTROLUBE LIMITED
 Oxford Avenue • Slough • Bucks • Tel: Slough 25574



The DORSET (600mW Output)

7-transistor fully tunable M.W.-L.W. superhet portable—with baby alarm facility. Set of parts. The latest modularized and pre-alignment techniques makes this simple to build. Sizes: 12" x 8" x 3".

MAINS POWER PACK KIT: 9/6 extra.

Price **£5.5.0** plus 7/6 p. & p. Circuit 2/6. FREE WITH PARTS

The ELEGANT SEVEN MK. III (350mW Output)

7-transistor fully tunable M.W.-L.W. portable. Set of parts. Complete with all components, including ready etched and drilled printed circuit board—back printed for foolproof construction.

MAINS POWER PACK KIT: 9/6 extra.

Price **£4.9.6** plus 7/6 p. & p.

Circuit 2/6. FREE WITH PARTS



50 WATT AMPLIFIER AC MAINS 200-250V



An extremely reliable general purpose valve Amplifier—with six electronically mixed inputs. Suitable for use with: mics, guitars, gram, tuner, organs etc. Separate bass and treble controls.

Price **27 gns.** plus 20/- p. & p.

X101 10w. SOLID-STATE HI-FI AMP WITH INTEGRAL PRE-AMP.

Specifications: RMS Power Output (into 3 ohms speaker) 10 watts continuous (sine wave); 13 watts music power. Sensitivity (for rated output): 1mV into 3 Kohms (0.33 microamp). Total Distortion (at 1 KHz): At 5 watts 0.35%; At rated output 1.5%. Frequency Response: Minus 3 db points 20 Hz and 40 KHz. Speaker: 3-4 ohms. (3-15 ohms may be used). Supply voltage: 24v D.C. at 800 mA. (6-24V. may be used).



Price **49/6** plus 2/6 p. & p.

CONTROL ASSEMBLY: (Including resistors and capacitors). 1. Volume: Price 5/-. 2. Treble: Price 5/-. 3. Comprehensive bass and treble: Price 10/-. The above 3 items can be purchased for use with the X101. POWER SUPPLIES FOR THE X101: P101 M (for mono) 35/- p. & p. 4/6; P101 S (for stereo) 42/6 p. & p. 4/6.

The CLASSIC

CONTROLS: Selector Switch. Tape Speed Equalisation Switch (3 $\frac{3}{4}$ and 7 $\frac{1}{2}$ l.p.s.). Volume. Treble. Bass. 2 position scratch filter and 2 position rumble filter.



SPECIFICATION: Sensitivities for 10 watt output at 1 KHz. Tape Head: 3mV (at 3 $\frac{3}{4}$ l.p.s.). Mag. P.U.: 2 mV. Cer.P.U.: 80 mV. Radio: 100mV. Aux. 100 mV. Tape/Rec. Output: 100 mV. Equalisation for each input is correct to within ± 2 dB (R.I.A.A.) from 20 Hz to 20KHz. Tone Control Range: Bass ± 13 dB at 60 Hz. Treble ± 14 dB at 15 KHz. Total Distortion: (for 10 watt output) < 1.5%. Signal Noise: < -60dB. AC Mains 200-250V. Size 12 $\frac{1}{2}$ " long, 4 $\frac{1}{2}$ " deep, 2 $\frac{1}{2}$ " high. Teak finished case.

Price **8 gns.** plus 7/6 p. & p.

The RELIANT 10W SOLID-STATE HIGH QUALITY AMPLIFIER

Specifications: Output: 10 watts R.M.S. Sine-wave; 13 watts R.M.S. Music-power. Output Impedance: 3 to 4 ohms. Inputs: 1. xtal mic 10mV. 2. gram/radio 250mV. Tone Controls: Treble control range ± 12 dB at 10KHz; Bass control range ± 13 dB at 100Hz. Frequency response (with tone controls central): Minus 3dB points are 20Hz and 40KHz. Signal to Noise Ratio: better than -60dB. Transistors: 4 silicon Planar type and 3 Germanium type. Mains input: 220-250V. A.C. Size of chassis: 10" x 3 $\frac{1}{2}$ " x 2". A.C. Mains, 200-250V. For use with Std. or L.P. records, musical instruments, all makes of pick-ups and mikes. Separate bass and treble lift control. Two inputs with control for gram. and mike. Built and tested. 8" x 5" speaker to suit. Price 14/6 plus 1/6 p. & p. Crystal mike Price **£5.5.0** plus 5/- p. & p. to suit 12/6 plus 1/6 p. & p.



THE VISCOUNT

Integrated High Fidelity Transistor Stereo Amplifier

SPECIFICATIONS: Output: 10 watts per channel into 3 to 4 ohms speakers (20 watts monoaural). Input: 6 position rotary selector switch (3 pos. mono and 3 pos. stereo), P.U., Tuner, Tape and Tape Rec. Sensitivities: All inputs 100mV. into 1.8M ohm. Frequency response: 40Hz—20 KHz ± 2 db. Tone controls: Tone controls flat (Baxandall type), separate bass and treble controls. Treble 13db lift and cut at 15KHz. Bass 15db lift and 25db cut at 60Hz. Volume controls: Separate for each channel. AC Mains input: 200-240V. 50-60Hz. Size 12 $\frac{1}{2}$ " x 6" x 2 $\frac{1}{2}$ " in teak-finished case. Built and tested. PRICE **13 $\frac{1}{2}$ gns.** POSTAGE & PACKING 7/6d. EXTRA.

CYLDON U.H.F. TUNER

Complete with PC88 and PC86 Valves. Full variable tuning. New and unused. Size 4 $\frac{1}{2}$ " x 6 $\frac{1}{2}$ " x 1 $\frac{1}{2}$ ". Complete with circuit diagram.



35/- p. & p. 3/6

THREE-IN-ONE HI-FI 10 WATT SPEAKER

A complete Loud Speaker system on one frame, combining three matched ceramic magnet speakers with a low loss crossover network. Peak handling power 10 watts. Impedance 15 ohms. Flux density 11,000 gauss. Resonance 40-60 c/s. Frequency range 50 c/s to 20 kc/s. Size 13 $\frac{1}{2}$ " x 8 $\frac{1}{2}$ " x 4 $\frac{1}{2}$ " inches. By famous manufacturer. List price **£7.** Our price 69/6 plus 5/- p. & p. Similar speaker to the above without tweeters in 3 and 15 ohms. Price **39/6** plus 5/- p. & p.

MOTEK

3 Speed 2 track Tape Deck complete with heads, takes 7in spool. Incorporating 3 motors. A.C. mains, 240 volts, listed at £21.0.0.

Our Price **£9.19.6** plus 10/- p. & p.



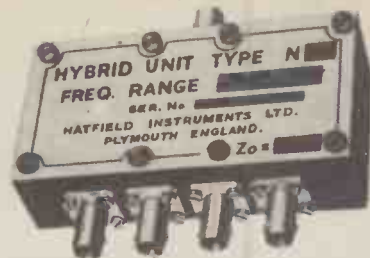
Goods not despatched outside U.K. Terms C.W.O. All enquiries Stamped Addressed Envelope.

RADIO & TV COMPONENTS (ACTON) LTD.

21A High Street, Acton, London, W.3
Also at 323 Edgware Road, London, W.2
Orders by post to our Acton address please.



NEW STYLE HATFIELD HYBRIDS



- Wide operational bandwidth
- Better performance

The new Hatfield Hybrids Types N81 and N82 are passive couplers both covering a frequency range from 3 MHz to 200 MHz. With all outputs in phase, they are particularly suitable for coupling multiple antennae, and being bi-directional they can also be used to couple a number of signals to a common output, or to divide one signal between two or four individual isolated outputs.

One three-port unit (N82) used in conjunction with two five-port units (N81) provides a very efficient unit having eight outputs and an insertion loss of only 2.5 dB over most of the band. Write for full details on the complete Hybrid range, and other new developments.

HATFIELD INSTRUMENTS LTD.,

Dept. WW, Burrington Way, Plymouth, Devon.


Telephone: Plymouth (0752) 72773/4.

Grams: Sigjen Plymouth

HATFIELD BALUN

WW-140 FOR FURTHER DETAILS

A.C. SOLENOID TYPE SRM



Continuous Rating
7lb. at 1 $\frac{1}{2}$ in
Instantaneous
up to 14lb.

Smaller sizes available—also transformers to 8kVA 3-phase.

R. A. WEBBER LTD.

KNAPPS LANE, CLAY HILL, BRISTOL 5. TELEPHONE 65-7228/9

WW-141 FOR FURTHER DETAILS

Burgess instant heat solder gun

Only the tip heats—but fast! About 7 seconds! Pre-focused lamp lights the job up. Exclusive full-length trigger on pistol grip eases finger fatigue. Finger-tight is right for screw-in tips — no pliers needed. Kit complete with conical tip, chisel tip, 6" extension barrel, double-ended probe, gun and solder. £4 12 6.

Full details and nearest stockist from:

Burgess Products Co Ltd,
Sapcote, Leicester LE9 6JW



WW-142 FOR FURTHER DETAILS

ENGLANDS LEADING COMPONENT & EQUIPMENT CENTRES

SOLID STATE-HIGH FIDELITY AUDIO EQUIPMENT

Audio Equipment developed from Dinsdale Mk.II—each unit or system will compare favourably with other professional equipment selling at much higher prices.

COMPLETE SYSTEMS FROM **£15.5.0**

THE FINEST VALUE IN HIGH FIDELITY—CHOOSE A SYSTEM TO SUIT YOUR NEEDS AND SAVE POUNDS

All units available separately.

SEND FOR 16 PAGE BROCHURE (No. 21) TODAY!
DEMONSTRATIONS DAILY AT '303' EDGWARE ROAD



Acclaimed by everyone THE MAYFAIR ELECTRONIC ORGAN



A completely new development in portable electronic musical instruments and a new field for the home constructor. The 'MAYFAIR' produces a multitude of the most pleasing sounds with a wide range of tone colours suitable for classic or popular music. The organ is fully polyphonic, that is full chords can be played over the entire keyboard. Supplied as a kit of parts which includes 165 transistors, printed circuit panels, special fully sprung and depth of touch adjusted keyboard, attractive vynair covered cabinet with carry handle. A complete detailed and illustrated construction manual is provided with circuits and full parts list. Cost can be spread by purchasing the components packet by packet. All parts supplied are fully guaranteed. Full after sales service.

A new source of construction for the keen electronics fan either amateur or professional. Once built the 'MAYFAIR' will then provide **TOTAL COST 99 Gns.** years of enjoyable entertainment.

ORGAN COMPONENTS We carry a comprehensive stock of organ components for TRANSISTOR AND VALVE FREE PHASE designs. Deferred terms available. COMPLETE KIT Deposit £29.19.0. 12 monthly payments of £7. TOTAL £113.19.0. BUILT AND TESTED Deposit £36.8.0 & 12 monthly payments of £9. Total £144.8.0. EXPORT ENQUIRIES INVITED

TRANSISTOR AMPLIFIER

INTEGRATED 7 WATT AMPLIFIER & PREAMPLIFIER—MA7 With full Bass Treble and Volume Controls

A brilliant new design suitable for home or portable installations. For use with magnetic and crystal/ceramic cartridges, radio tuners, microphones, tape head replay and auxiliary inputs. Output is for 3 to 16 ohm speakers. It favours the user in so many ways—with fantastic power, with far greater adaptability, with freedom to operate it from batteries or mains power supply unit (the new PS.20 is ideal for this), hi-fi installations, electronic guitars and organs, P.A. installations, intercom. systems, etc. This true 7-watt amplifier is supplied ready built, tested and guaranteed.

For complete listening satisfaction. FOR ONLY £8/10/0 P.P. 4/-.

(OPTIONAL MAINS UNIT PS.20 62/2. P.P. 3.-) Illustrated Brochure No. 12.



BRITISH MADE CAR RADIOS

A fine precision engineered car radio that's perfect company for long hours on the road. So easy to install and operate—and the price is exactly right. Has quick push-button operation for immediate station selection and choice of Medium or Long wave frequency. Manual tuning facilities. Push-button control. Output of 3½ watts ensures crisp, top quality sound even at high motoring speeds. Price includes 7" x 4" speaker; full accessories and instructions.

POSITIVE OR NEGATIVE EARTH EASI-TUNE £12.12.0. pp. 4/6

AUTOBAHN MANUAL as the EASI-TUNE, but with a single MW/LW Push Button. £10.10.0. pp. 4/6

CAR AERIALS* 3-Section Single Hole Wing or Boot Mounting 19/6 Brochure 15 Multi Section fully disappearing type with locking device, single hole mounting 35/- Post free with Car Radio or pp. 2/6 separately.

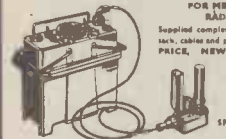


PORTABLE GEIGER COUNTERS

FOR MEASUREMENT OF RADIO-ACTIVITY.

Supplied complete with instructions, heavy-duty, cabinet and probe. LIST PRICE £75. OUR PRICE, NEW, TESTED, COMPLETE WITH BATTERIES £7. 10. 0

POST 18/- SPARE BATTERIES 18/- PAIR. POST 3/-



NEW MODELS NOMBREX TRANSISTORISED Test Equipment

MODEL	PRICE	Leaflet
22 Power Supply	14 0 0	22
30 Audio Generator	19 10 0	24
31 R.F. Generator	12 10 0	25
32 C.R. Bridge	10 10 0	26
33 Inductance Bridge	20 0 0	29

Send for descriptive illustrated Brochure.

GRAVINER FIRE DETECTOR UNIT

The Detector Unit consists essentially of a highly sensitive 533A photo-electric cell combined with a firing circuit. Incorporates a single cold cathode electronic relay, capacitors and resistors designed to fail to safety if external wiring is open or short circuited. Encapsulated in a resin which fully insulates the unit electrically and provides a high degree of mechanical and thermal shockproofing. Original price £7A. OUR PRICE, BRAND NEW £6 each, with data sheet. (limited quantity available.)



SIZE 4 X 3 X 2 1/2 in.

MULLARD 1 WATT AMPLIFIER WITH VOLUME CONTROL

Suitable 7 x 4 inch 3 ohm speaker 17/6 Ideal for Portable Record Players. Inter-Comms. Baby Alarms etc. pp. For 9 Volts operation. **45/- 3/6d.**



ITS SO EASY TO BUILD TO PROFESSIONAL STANDARDS

To get the best out of your MAGNAVOX STUDIOMATIC DECK Type 363, you need a MARTIN RECORDAKIT. This comprises a special high quality 6 valve amplifier and pre-amplifier which comes to you assembled on its printed circuit board, together with necessary transformers, switches, control knobs—in fact everything needed down to the last screw FOR MAKING A SUPERB TAPE RECORDER, which, when built, will compare favourably with instruments costing twice as much, yet you need no experience or technical skill to bring this about. THE INSTRUCTIONS MANUAL MAKES BUILDING EASY AND SUCCESS ASSURED.

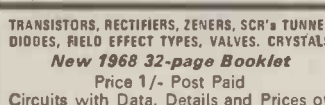


TWO TRACK Deck, Amplifier, Cabinet and Speaker. Complete kits with MICROPHONE 7 in 1,200 ft. tape, spare spool. Today's value £58. OUR PRICE 38 gns. FOUR-TRACK Deck, Amplifier, Cabinet and speaker. Complete kits with MICROPHONE 7 in 1,200 ft. tape, spare spool. Today's Value £69. OUR PRICE 39 gns. P.P. 22/6

ALL UNITS AVAILABLE SEPARATELY. Both models ASK FOR BROCHURE 6.

VHF FM SUPERHERB TUNER MKII

* 5-MULLARD TRANSISTORS & 4 DIODES * 300 Kc/s BANDWIDTH * PRINTED CIRCUIT CONSTRUCTION * HIGH FIDELITY REPRODUCTION MONO AND STEREO * MATCHES AUDIO MK II EQUIPMENT
A popular VHF FM Tuner now used throughout the country for quality reception of monophonic and, with the decoder stereophonic broadcasts. There is no doubt about it—VHF FM gives the real sound. Excellent stability economically priced. TOTAL COST £8.19.6. DECODER £6.19.6. (CABINET 20/- EXTRA) ASK FOR LEAFLET 3.



TRANSISTORS, RECTIFIERS, ZENERS, SCR's TUNNEL DIODES, FIELD EFFECT TYPES, VALVES, CRYSTALS
New 1968 32-page Booklet Price 1/- Post Paid
Circuits with Data, Details and Prices of over 2000 different types. This booklet is a must for every enthusiast. MANUFACTURERS — DISTRIBUTORS. We also publish a QUANTITY, SEMI-CONDUCTOR BULLETIN. Please write to us for your copy.

NEW — MULLORY LONG LIFE MERCURY BATTERIES

50% OFF LIST PRICES
RM12 1.35 volts 3600 mA/H OUR PRICE 5/- each Size 2" x 1/2 dia.
RM26 10.35 volts 350 mA/H Pack of 8. Size 2 1/2 x 1/2 dia. OUR PRICE 10/- each
Easily slips into eight 1.35v cells. These cells are ideal for any application where SMALL SIZE HIGH CAPACITY and LONG LIFE are required. QUANTITY QUOTATIONS WRITE OR PHONE EXTN. 2.



GARRARD DECKS

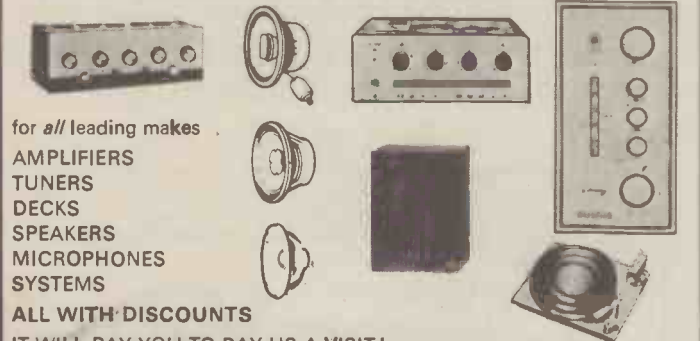
BRAND NEW. All below list price

	£ s. d.
2025 Mono/Stereo	8 19 6
300 LM with 9TAMC	9 19 6
SP25 MK II	12 12 0
LAB50 MK II	25 0 0
AT60	10 19 6
AT60 Mk II	13 19 6
40 Mk II	11 10 0
3500 Mono/Stereo	14 10 0
401	27 15 0
AP75	21 10 0
SL55	13 10 0
SL65	16 19 6
SL75	32 10 0
SL95	39 10 0
A70 Mk II	13 13 0

Send for illustrated brochures 16, 17 Complete range of accessories available

Hi-Fi equipment to suit EVERY POCKET

Ask for Hi-Fi Stock List Leaflet 16.17 VISIT OUR NEW HI-FI CENTRE at 309 EDGWARE RD.,



IT WILL PAY YOU TO PAY US A VISIT!

Fully Illustrated CATALOGUE

COMPLETELY NEW 9th EDITION (1968)

The most COMPREHENSIVE—CONCISE—CLEAR—COMPONENTS CATALOGUE
Complete with 10/- worth discount vouchers FREE WITH EVERY COPY.
* 32 pages of transistors and semi-conductor devices, valves and crystals.
* 200 pages of components and equipment.
* 65 pages of microphones, decks and Hi-Fi equipment.

6,500 ITEMS 300 BIG PAGES Send today 8'6 Post Paid

HENRY'S RADIO LTD

OPEN MON.—SAT. 9 a.m.—6 p.m. THURS. 9 a.m.—1 p.m.

303 Edgware Road, London, W. 2. Mail Order Dept. all types of Components, Organ Dept. (01) 723-1008/9 309 Edgware Road, London, W. 2. High Fidelity Sales, P.A. and Test Equipment, Record Decks(01) 723 6963

R.S.T. VALVE MAIL ORDER CO.

BLACKWOOD HALL, 16A WELLFIELD ROAD
STREATHAM, S.W.16

A61 7/9	ECL82 7/-	PFL200	VR105/30	12AU7 4/9	2G402 6/-
ACT9 500/-	ECL83 10/3	PL36 14/-	5/-	12AX7 6/3	2G414 6/-
ARP38 13/-	ECL86 9/-	PL58 9/9	VR150/30	12BA6 6/-	2G415 6/-
AZ31 9/6	ECLL800	PL81 8/-	W81M 12/8	12BE6 5/9	9G416 6/8
BT19 60/-	EF9 30/-	PL82 7/3	XH8/100	12E1 17/8	2G417 6/-
BT99 57/-	EF9 20/-	PL84 6/9	300/-	12K7GT 6/-	2N247 9/8
C1C 20/-	EF37A 7/-	PL508 15/-	XR13/200	12K8GT 8/-	2N555 12/8
CBL31 15/-	EF39 6/-	PL509 29/-		12Q7GT 4/6	AC107 9/-
CCH35 21/-	EF41 10/-	PL802 16/6	Z66 15/-	13E1 190/-	AC127 7/6
CV5 95/-	EF50 4/8	PT15 15/-	Z319 25/-	20P4 19/-	AC128 6/6
CV74 80/-	EF80 5/-	PK4 14/-	Z759 23/-	24B1 110/-	ACT19 4/9
CV82 50/-	EF86 6/9	PX25 12/8	Z800 20/-	25Z4 6/3	ACT20 4/9
CV915 80/-	EF89 5/-	PY32 9/6	Z801 30/-	25Z6GT 7/-	ACT21 4/9
CV354 110/-	EF91 3/6	PY33 9/6	Z803U 15/-	25Z6GT 8/6	AD140 13/6
CV370 300/-	EF92 2/6	PY81 6/6	OA2 6/3	27M1 72/6	AF114 7/-
CV372 57/-	EF98 15/0	PY92 6/-	OB2 6/3	30C15 13/6	AF116 7/-
CV408 50/-	EF183 6/8	PY93 6/8	OZ4 4/8	30F5 14/-	GET571 5/-
CV428 45/-	EF184 6/8	PY900 18/6	3B229 60/-	30PL1 16/-	GET575 14/-
CV429 350/-	EF804 20/-	PY900 10/-	12Z 25/-	30PL13 15/-	ACT22 4/9
CV1144 60/-	EF804 21/-	PY901 10/-	2D21 5/-	30PL14 15/-	NKT218 6/-
CV1385 140/-	EFP60 10/-	PY901 10/-	2C39A 140/-	30PL15 15/-	NKT228 6/-
	EH90 7/6	QF41 40/6	2C43 70/-	35W4 4/8	NKT228 6/-
CV1522 180/-	EL33 12/6	QQV02/6	2E26 20/-	35W4 4/8	NKT275 6/-
CV1526 80/-	EL34 10/6	QQV03/10	2K25 160/-	35W4 4/8	NKT277 5/-
CV2155 32/6	EL36 10/-	QQV03/20	3A15 7/-	35W4 4/8	NKT713 7/6
CV2306 350/-	EL41 10/-	QQV03/20	3B24 20/-	50C5 8/3	OC16 20/-
	EL42 10/-	QQV04/15	3B240M	50C6 8/3	OC19 17/6
CV2312 35/-	EL84 4/9	QQV06-40A	3B241M	50C6 8/3	OC20 15/-
CV4003 10/-	EL85 7/6	100/-	B28 40/-	80 7/-	OC24 15/-
CV4004 10/-	EL86 7/6	100/-	C24 60/-	85A1 25/-	OC25 11/6
CV4005 8/-	EL90 6/8	100/-	C45 85/-	85A2 7/3	OC26 7/6
CV4006 18/-	EL95 5/8	100/-	C45 85/-	88L 160/-	OC28 16/-
CV4007 7/-	EL96 7/6	100/-	C45 85/-	90A0 45/-	OC29 15/-
CV4014 7/-	EL220 6/-	100/-	C45 85/-	90AV 45/-	OC35 11/6
CV4015 10/-	EL221 6/-	100/-	C45 85/-	90C0 25/-	OC44 4/6
CV4024 8/-	EL222 16/-	100/-	C45 85/-	90C0 25/-	OC71 4/6
CV4025 7/-	EL222 16/-	100/-	C45 85/-	90C0 25/-	OC72 6/6
CV4031 7/-	EL222 16/-	100/-	C45 85/-	90C0 25/-	OC74 6/6
CV4033 7/-	EL222 16/-	100/-	C45 85/-	90C0 25/-	OC75 6/6
CV4044 12/-	EM81 7/9	100/-	C45 85/-	90C0 25/-	OC76 6/6
CV4045 10/-	EM84 7/6	100/-	C45 85/-	90C0 25/-	OC77 6/6
CV4046 90/-	EN32 25/-	100/-	C45 85/-	90C0 25/-	OC78 6/6
CV4048 12/6	EY01 7/6	100/-	C45 85/-	90C0 25/-	OC81 4/6
CV4052 17/6	EY81 7/6	100/-	C45 85/-	90C0 25/-	OC81D 4/6
CV4054 30/-	EY83 8/6	100/-	C45 85/-	90C0 25/-	OC81M 5/6
CV4056 12/6	EY84 7/6	100/-	C45 85/-	90C0 25/-	OC82 6/6
DAF91 4/-	EY86 7/6	100/-	C45 85/-	90C0 25/-	OC82B 10/-
DAF96 6/9	EZ40 8/-	100/-	C45 85/-	90C0 25/-	OC83 6/6
DOX90 12/6	EZ41 10/-	100/-	C45 85/-	90C0 25/-	OC169 5/6
DET3	EZ80 5/8	100/-	C45 85/-	90C0 25/-	OC170 7/-
	EZ81 5/8	100/-	C45 85/-	90C0 25/-	OC171 8/-
DET19 7/-	GT1C 57/8	100/-	C45 85/-	90C0 25/-	OC200 7/6
DET20 2/6	GU23 100/-	100/-	C45 85/-	90C0 25/-	BX642 3/6
DET22	GY501 15/-	100/-	C45 85/-	90C0 25/-	XAI101 3/6
DET2	GZ30 10/-	100/-	C45 85/-	90C0 25/-	XAI11 3/6
	GZ32 9/6	100/-	C45 85/-	90C0 25/-	XAI12 4/6
DET24 50/-	GZ34 11/-	100/-	C45 85/-	90C0 25/-	XAI25 5/6
DET25 15/-	H63 18/-	100/-	C45 85/-	90C0 25/-	XAI41 7/-
DF91 3/-	HL1ADD	100/-	C45 85/-	90C0 25/-	XAI42 8/-
DF96 6/9	K78 13/6	100/-	C45 85/-	90C0 25/-	XAI43 8/-
DH3/91	K78 13/6	100/-	C45 85/-	90C0 25/-	
	K78 13/6	100/-	C45 85/-	90C0 25/-	
DH63 6/-	K78 13/6	100/-	C45 85/-	90C0 25/-	
DH77 7/6	K78 13/6	100/-	C45 85/-	90C0 25/-	
DK32 7/8	K78 13/6	100/-	C45 85/-	90C0 25/-	
DK91 5/6	K78 13/6	100/-	C45 85/-	90C0 25/-	
DK92 8/8	K78 13/6	100/-	C45 85/-	90C0 25/-	
DK96 7/9	K78 13/6	100/-	C45 85/-	90C0 25/-	
DL66 15/-	K78 13/6	100/-	C45 85/-	90C0 25/-	
DL92 4/9	K78 13/6	100/-	C45 85/-	90C0 25/-	
DL94 5/9	K78 13/6	100/-	C45 85/-	90C0 25/-	
DL96 7/6	K78 13/6	100/-	C45 85/-	90C0 25/-	
DI180 12/6	K78 13/6	100/-	C45 85/-	90C0 25/-	
DI181 30/-	K78 13/6	100/-	C45 85/-	90C0 25/-	
DY86 6/-	K78 13/6	100/-	C45 85/-	90C0 25/-	
DY87 6/-	K78 13/6	100/-	C45 85/-	90C0 25/-	
DY802 9/6	K78 13/6	100/-	C45 85/-	90C0 25/-	
EB80C 12/-	K78 13/6	100/-	C45 85/-	90C0 25/-	
EB80F 17/6	K78 13/6	100/-	C45 85/-	90C0 25/-	
EB80F 50/-	K78 13/6	100/-	C45 85/-	90C0 25/-	
EB80F 22/6	K78 13/6	100/-	C45 85/-	90C0 25/-	
EAB280	K78 13/6	100/-	C45 85/-	90C0 25/-	
	K78 13/6	100/-	C45 85/-	90C0 25/-	
EAF42 10/-	K78 13/6	100/-	C45 85/-	90C0 25/-	
EB91 3/-	K78 13/6	100/-	C45 85/-	90C0 25/-	
EB93 7/-	K78 13/6	100/-	C45 85/-	90C0 25/-	
EB94 9/6	K78 13/6	100/-	C45 85/-	90C0 25/-	
EB95 9/6	K78 13/6	100/-	C45 85/-	90C0 25/-	
EBF80 7/-	K78 13/6	100/-	C45 85/-	90C0 25/-	
EBF83 8/3	K78 13/6	100/-	C45 85/-	90C0 25/-	
EBF89 6/8	K78 13/6	100/-	C45 85/-	90C0 25/-	
EBL21 11/-	K78 13/6	100/-	C45 85/-	90C0 25/-	
EBL31 27/8	K78 13/6	100/-	C45 85/-	90C0 25/-	
EC33 15/-	K78 13/6	100/-	C45 85/-	90C0 25/-	
ECC40 15/0	K78 13/6	100/-	C45 85/-	90C0 25/-	
ECC70 15/-	K78 13/6	100/-	C45 85/-	90C0 25/-	
ECC81 3/9	K78 13/6	100/-	C45 85/-	90C0 25/-	
ECC82 4/9	K78 13/6	100/-	C45 85/-	90C0 25/-	
ECC83 6/3	K78 13/6	100/-	C45 85/-	90C0 25/-	
ECC85 5/-	K78 13/6	100/-	C45 85/-	90C0 25/-	
ECC88 7/-	K78 13/6	100/-	C45 85/-	90C0 25/-	
ECCF80 6/6	K78 13/6	100/-	C45 85/-	90C0 25/-	
ECCF82 7/-	K78 13/6	100/-	C45 85/-	90C0 25/-	
ECH35 11/-	K78 13/6	100/-	C45 85/-	90C0 25/-	
ECH42 11/-	K78 13/6	100/-	C45 85/-	90C0 25/-	
ECH81 5/9	K78 13/6	100/-	C45 85/-	90C0 25/-	
ECH83 8/6	K78 13/6	100/-	C45 85/-	90C0 25/-	
ECL80 7/-	K78 13/6	100/-	C45 85/-	90C0 25/-	

Valves tested and released to A.R.R. specification if required.

All valves brand new and boxed
Special 24 Hour Express Mail Order Service
Postage 6d. per Valve

Mon.—Sat. 9 a.m.—5.45 p.m.
Closed Sat. 1.30—2.30 p.m.
Open Daily to Callers
Tel. 01-769 0199/1649

SEND S.A.E. FOR LIST OF 6,000 TYPES



AVONCEL TROLLEYS

FOR HOME AND EXPORT
LARGE RANGE OF STANDARD
MODELS from £10. Also
CUSTOM BUILT
TO SUIT YOUR EXACT REQUIREMENTS
LOW COST • TOP QUALITY • QUICK DELIVERY
QUANTITIES: 1 OFF TO 1,000 OR MORE

— AVONCEL —


AVON COMMUNICATIONS AND ELECTRONICS LTD.
318 BOURNEMOUTH (HURN) AIRPORT, CHRISTCHURCH, HAMPSHIRE
TEL: NORTHBOURNE 3774 TELEG: AVONCEL CHRISTCHURCH

WW-143 FOR FURTHER DETAILS

TACHOMETERS

- ★ High linear output
- ★ Low driving torque
- ★ Bidirectional output to 1/4 of 1% tolerance
- ★ Brush life 100,000 hrs. or 10 years continuous operation
- ★ Temperature compensated
- ★ Ideal as speed transducers

Send for full details of these and other electronics products including speed control, speed indicators, etc., to:



NECO ELECTRONICS (EUROPE) LTD

WALTON RD., EASTERN RD., LONDON OFFICE: NORTH ST., COSHAM, HANTS. CLAPHAM, LONDON, S.W.4
COSHAM 71711/5 TEL: 01-622 0141/3 & 3211/5

WW-144 FOR FURTHER DETAILS

NEW 48" SHEET METAL BENCH MODEL BY PARKER



Forms channels and angles down to 45 degrees which can be flattened to give safe edge. Depth of fold according to height of bench.

48" x 18 gauge capacity.....	£40 0 0	One year's guarantee.
36" x 18 gauge capacity.....	£27 10 0	Money back if not satisfied.
24" x 16 gauge capacity.....	£26 10 0	

Carriage Free

Send for details:

A. B. PARKER

Also the well-known vice models of		
36" x 18 gauge capacity.....	£14 0 0	
24" x 18 gauge capacity.....	£8 0 0	
18" x 16 gauge capacity.....	£8 0 0	

Carriage Free

Telephone: 3997

WW-145 FOR FURTHER DETAILS

DO YOU STILL USE A HAMMER AND CHISEL TO CUT A SQUARE IN SHEET METAL?

Don't any more

We have a Hand-operated Tool now to cut any straight sided shape. Square R/Angles slots for Louvers. All you do is simply mark out your shape and follow the lines. You can also convert the Tool to a Punch-Forming and Riveting Tool.

NO DISTORTION OF METAL ON EITHER SIDE OF CUT

Also a number of Bench Type folding machines.
EXPORT ORDERS DESPATCHED IMMEDIATELY

AVONLEA TOOLS, WOODEND MILL, MOSSLEY, LANCASHIRE.
MOSSLEY 2687

WW-146 FOR FURTHER DETAILS

Forget the rest - choose the latest and best
DIRECT from **I.M.O.**

I.M.O. VARIABLE VOLTAGE TRANSFORMERS




MOST MODERN IN DESIGN AND VERSATILE IN PERFORMANCE TO MEET THE EFFICIENCY NEEDS OF THE WIDEST RANGE OF INDUSTRIAL APPLICATIONS

INCLUDING: POWER SUPPLY, MACHINE TOOLS, PLASTICS-MOULDING MACHINES, CONTROL PANELS.

Fully rated current consistent at all points along the winding. 'SLIDE-TRANS' & 'SLID UP' MODELS. Fitted Screw Terminals and Socket. Input 230v AC 50/60 c.p.s. 0 to 260v OUTPUT ALL MODELS. SMOOTH CONTINUOUS ADJUSTMENT. ALL MODELS SHROUDED FOR SAFETY. BENCH OR PANEL MOUNTING.

1 Amp. £5.10.0	2.5 Amp. £6.15.0
5 Amp. £9.15.0	8 Amp. £14.10.0
10 Amp. £18.10.0	12 Amp. £21. 0.0
20 Amp. £37. 0.0	C. & P. Extra



Synchronous motor CAM TIMERS

- ★ QUICKER DELIVERIES
- ★ 1-12 ADJUSTABLE CAMS
- ★ 10 amp. CHANGEVER MICRO-SWITCHES FITTED, SCREW OR .25" AMP TERMINALS
- ★ DESIGNED FOR CONTINUOUS OPERATION

Special Cams and Programming to Customers' requirements
 Quotation for 50 and upwards

COMPLETE PHOTO-ELECTRIC SENSOR in one unit

- ★ REFLECTIVE TYPE WITH BUILT-IN LIGHT SOURCE
- ★ WILL ALSO OPERATE FROM REMOTE LIGHT SOURCE
- ★ MATCHBOX SIZE
- ★ SENSES ANY OBJECT—COLOURS, THICK SMOKE



Operates from 12 V. A.C. Output signal 0.2 amp. 100 V.

Approximately **£5.10.0** dependent on quantity.

LATEST SOLID STATE VARIABLE VOLTAGE CONTROL

- ★ COMPLETELY SEALED
- ★ COMPACT
- ★ PANEL MOUNTING

230 v. A.C. Input 25-230 volts output.
 5 amp. model £8/7/6
 10 amp. model £13/15/- P. P. Extra



PORTABLE VARIABLE A.C. POWER SUPPLY UNIT

Designed for engineers whose requirements call for a visual indication of volts applied.

OUTPUT: 0-260 v. 1 1/2 amps.
 INPUT: 230 v. A.C. 50/60 c.p.s. Fitted with fuse, voltmeter, safety indicator on-off switch and lead. Size 8 x 5 x 5in. high.



PRICE **£9.2.6.** C. & P. 12/6



20 Amp. LT. SUPPLY UNIT

As supplied to Min. of Defence and Crown Agents for overseas Govt. LATEST DESIGN HEAVY DUTY 12/24 VOLT D.C.

Output: Adjustable up to **20 AMPS. CONTINUOUS** at 12/24 volts. FULLY FUSED, Neon indicator, 0-20 amp. meter. Size 16 x 12 x 20in. high, in heavy gauge steel cabinet. Grey Hammer finish—Weight 50 lb. Input: 220/230/240 v. A.C. 50 cycles.

ONLY **£32.10.0** Plus 40/- C. & P. G.B. (Inland)

30 Amp. LT. SUPPLY UNIT

UP TO 24 v. D.C. WITH SMOOTH STEPLESS VARIATION

Designed for CONTINUOUS use at max. loading

- ★ Fitted voltmeter and ammeter. ★ Instantaneous overload cut-out.

Input: Mains A.C. Robust construction, 2 tone finish, steel case.
£55.0.0 C. & P. 40/- G.B. (Inland). Entirely suitable for plating plants, Laboratory supplies, etc.

5 AMP. A.C. & D.C. VARIABLE SUPPLY UNIT

Specification { Input: 240v. A.C.
 Output: 0-260 v. A.C. 0-240 v. D.C.
 ★ Smooth stepless voltage variation from 0-Max. ★ Current consistent throughout the controlled range. ★ Ammeter and voltmeter fitted, and neon indicator. ★ Fully fused input and output. Strong steel case, with carrying handle and rubber feet. 11 x 7 x 14in. high. Made in England.

£30.0.0 C. & P. 40/- Gt. Britain (Inland).

CURRENT PRODUCTION—BUY DIRECT FROM MANUFACTURER

I.M.O.
 (ELECTRONICS) LTD.

(Dept. W.W.7), 313 Edgware Road, London, W.2. 01-723 2231

DISTRIBUTORS FOR EIRE: SOUTHERN ELECTRONICS LTD. CORK 26488



SEMICONDUCTORS

DISTRIBUTED EXCLUSIVELY BY

BI-PRE-PAK LTD. DEPT. B.
222-224 WEST ROAD, WESTCLIFF-ON-SEA, ESSEX
PHONE: SOUTHEND (0502) 46344

BRAND NEW PAK • JUST RELEASED

Replaces our very popular B.39 Pak. Brand new short lead components — All factory marked and mounted on printed circuit panels.

AVERAGE CONTENTS

- 80 TRANSISTORS & DIODES
- 50 HIGH TOLERANCE RESISTORS
- 20 VARIOUS CAPACITORS

ALL FOR **10/-**

Please state when ordering Pak P.1. 2/- P. & P. with this Pak.

PRE-PAKS

Selection from our lists

No.	Description	Price
B1	50 Unmarked Trans. Untested	10/-
B2	4 Photo Cells Inc. Book of Instructions	10/-
B6	17 Red Spot AF Transistors	10/-
B6A	17 White Spot RF Transistors	10/-
B9	1 ORP 12 Light Sensitive Cell	9/-
B53	25 Sil. Trans. 400 Mc/s	10/-
B54	40 " " NPN To 5	10/-
B55	40 " " NPN To 18	10/-
B56	40 " " NPN/PNP	10/-
B68	10 Top Hat Recs. 750 M/A 100-800 PIV	10/-
B69	20 Diodes. Gld-Bnd. Germ Sil. Planer	10/-
B74	5 Gld-Bnd. Diodes. 2-0A9, 3-0A5	10/-
B75	3 Comp. Set. 2G371, 2G381, 2G339A	10/-
C2	1 Unijunction Transistor 2N2100	15/-
C32	6 Top Hat Recs. 18100 Type	15/-
C35	3 Unijunction Trans. = to 2N2100	15/-
A1	7 Silicon Rectifiers BY100 Type	20/-
A3	25 Mixed Marked and Tested Transistors	20/-
A21	5 Power Transistors 1-AD149/1-OC26 and 3 others	20/-

AND MANY MORE

TRY OUR X PAKS FOR UNEQUALLED VALUE

XA PAK
Germanium PNP type transistors, equivalents to a large part of the OC range, i.e. 44, 45, 71, 72, 81, etc.
PRICE £5 per 1000

XB PAK
Silicon TO-18 CAN type transistors NPN/PNP mixed lots, with equivalents to OC200-1, 2N709A, B8Y95A, and B8Y27-29.
PRICE £5/5/- per 500
PRICE £10 per 1000

XO PAK
Silicon diodes miniature glass types, finished black with polarity marked equivalents to OA200, OA202, BAY31-39, DK10, etc.
PRICE £5 1.000

All the above untested packs have an average of 75% or more good semiconductors. Free packs suspended with these orders. Orders must not be less than the minimum amounts quoted per pack. P/P 2/6 Per Pack (U.K.)

THESE VERY POPULAR UNTESTED BRAND NEW TRANSISTOR PACKS ARE STILL AVAILABLE.

25 B8Y 95 A NPN SILICON	TRANSISTORS 10/-	10 4 AMP. STUD SILICON	RECTIFIERS 10/-
10 OC45-OC81 MULL. GLASS TYPE	TRANSISTORS 10/-	25 BC107-8-9 NPN SILICON	TRANSISTORS 10/-
25 B8Y 26-27 NPN SILICON	TRANSISTORS 10/-	40 1N914-6 OA200/202 SUB. MIN. SILICON	DIODES 10/-
10 10 WATT SILICON ALL VOLTAGES	ZENERS 10/-	150 MIN. GERMANIUM HIGH QUALITY	DIODES 10/-
25 BFY50-51-52 NPN SILICON	TRANSISTORS 10/-	25 2N708-A NPN SILICON	TRANSISTORS 10/-

TRANSISTORS	PRICE
AC107	3/-
AC126	2/6
AC127	2/6
AC128	3/-
OC171	4/-
OC200	5/-
OC201	8/-
OC44	1/11
OC45	1/9
OC139	2/6
OC140	3/6
B8Y28	3/-
B8Y29	3/-
B8Y95A	3/-

SPECIAL OFFER

Stock Clearance of Manufacturers Rejects. Limited Number.

UHF/VHF Tuner Units. Consisting of: 2 AFI86, 2 AFI78, Tuning Condensers. All Coils and Comps etc.:
Price 10/- each. Post & packing U.K. 2/6d.

POWER TRANSISTORS	PRICE
OC20	10/-
OC23	10/-
OC26	5/-
OC28	7/6
OC35	5/-
AUY10	30/-
AD149	10/-
DIODES	
JAY42	2/-
OA10	2/-
OA70	1/9
OA79	1/9
OA81	1/9
OA182	2/-
1N914	1/6

'FREE' ★ ★
Packs of your own choice to the value of 10/- with all orders over £4.

FIRST EVER LOGIC KITS. Learn for yourself how computers work, even make one for yourself. Full instructions for noughts and crosses machine, binary counters, timers, etc. L1 5 gns., L2 10 gns., introducing the 'Norkit Junior' £8 & 'Norkit Master' £18. DETAILS FREE.

GREAT NEWS ★ ★
We now give a written guarantee with all our tested semi-conductors.

MAKE A REV. COUNTER FOR YOUR CAR. THE "TACHOBLOCK." This encapsulated block will turn any 0-1mA meter into a perfectly linear and accurate rev. counter for any car. State 4 or 6-cylinder **20/- each**

NO CONNECTION WITH ANY OTHER FIRM. MINIMUM ORDER 10/-, CASH WITH ORDER PLEASE. Add 1/- post and packing per order. OVERSEAS ADD EXTRA FOR AIRMAIL.

BENSON'S BETTER BARGAINS

Type 10XJ/XTALS 16 FOR £1

YOUR selection, in the range from 4.75MHz to 8.6MHz in 10KHz steps (or better). Order five xtals from 5, five from 6, four from 7 and two from 8MHz bands. Please give four wide alternatives. Hermetically sealed or moulded (two screw) cases; state preference. Sequences in any "recognised band" subject to availability.

100 different our selection, all bands, £5 (post 10/-).
1000 different our selection, all bands, £40 (post 10/-).

Terms: Cash with order. Despatch A.S.A.P. Postage 1/6d. S.A.E., enquiries, please!

Post orders and callers to: **Superadio (W) Ltd., 116 Whitechapel, Liverpool 1.**

WW-147 FOR FURTHER DETAILS

TRANSFORMERS

COILS

LARGE OR SMALL QUANTITIES

CHOKES

TRADE ENQUIRIES WELCOMED

SPECIALISTS IN

FINE WIRE WINDINGS

MINIATURE TRANSFORMERS

RELAY AND INSTRUMENT COILS, ETC.

VACUUM IMPREGNATION TO APPROVED STANDARDS

ELECTRO-WINDS LTD.

CONTRACTORS TO G.P.O., A.W.R.E., L.E.B., B.B.C., ETC.

123 PARCHMORE ROAD, THORNTON HEATH, SURREY
01-653 2261 CR4.8LZ EST. 1933

WW-148 FOR FURTHER DETAILS

RECEIVE MORSE C.W./SSB ON ANY RECEIVER

This is a miniature transistorised B.F.O. unit that is fully tunable. It will add the pleasures of 88B/CW to your listening. Compact single hole fitting. So small it will fit anywhere in the set. Ideal for all types of receivers. Complete with fitting instructions 4/6. Postage 2/6.



Aerial Kit
Make your own aerial systems. Ideal for transmitting and receiving on all bands. Save pounds with this full kit of parts plus installation mountings. You can even build aerials of your own design. Only 55/- per kit. P.P. 6/-.

SHIPPING/S.O.S/BAND RECEIVER

Listen to the thrills of an SOS at sea. Hear shipping from all over the world. Covers the complete maritime, trawler and amateur bands. A neat little superhet. Attractive black crackle finish case approx. 7 in. x 5 in. x 5 in. Fully transistorised 9 volt battery fits inside. Speaker or headphone output. Brand new direct from makers. Comparable with sets being sold at 30 gns. Our Price only £9. Carr. & ins. 10/- C.W.O. or C.O.D. from

TOP BRAND TRANSMITTER

A fully transistorised compact transmitter for Licensed Amateur use. Fully portable. Suitable for mobile use. Fully Tunable 1.8 to 2 mc/s. Contains R/F output meter. Price £12/10/0. carriage 10/- G.P.O. Licence required.

RUN TELEVISION-LIGHTING DRILLS ETC-ETC from a 12 Volt CAR BATTERY

A Superbly designed POWER CONVERTER (de-luxe model). A 12-volt INPUT gives a 200/240 volt OUTPUT. Enables you to run up to 220 watt AC/DC TELEVISION lighting and equipment. Thousands of uses. Indispensable to caravanners, Workshops and Garages. The unit is contained in a compact louvered steel case. Complete with connecting leads, battery clips and full instructions. Ready to connect up and use. List Price over £30. Our price while stocks last £8/19/6, carriage 12/6. C.O.D. 3/6 extra.

TRANS/RECEIVERS AIR/SEA/RESCUE TYPE
Must be dismantled or exported. Complete with mike/speaker aerial. Work up to 100 miles. Cost Govt. over £40 each. £2.10.0 per set, 10/- P. & P. 2 sets £5, post free.

STABILIZED POWER SUPPLIES

A limited quantity only. Famous manufacture. Input 220/240 volts A.C. Output 0-30 volts DC at 4 amps fully variable. A transistorised unit of high quality. Completely isolated. Fitted in a robust metal cabinet with easy view voltmeter. Input and output fused. Exceptionally good smoothing and regulation. Brand new in maker's cartons. Must be worth £50 each. Our price £22/10/0. Carriage and insurance 30/-. Ideal for Lab. or industrial use.

GLOBE SCIENTIFIC LTD
DEPT. W.W., 24 CAWOODS YARD, MILL STREET, LEEDS, 9.

Lasky's Radio

LASKY'S HI-FI SPECIAL

TRIO Model TK-500E

SOLID STATE FM MULTIPLEX STEREO TUNER



Another great Lasky's special purchase—the TK-500E is a truly outstanding 21 transistor FM Multiplex Stereo Tuner by TRIO—Japan's foremost producer of transistorised Hi-Fi equipment. The extremely sophisticated circuitry of the TK-500E incorporates many unique TRIO features including ● Automatic electrical switching of FM Multiplex stereo and mono modes with stereo indicator beacon ● Inter-noise noise muting circuit ● MPX background noise suppression filter circuit eliminates secondary signal and "beat" interference even in fringe area reception ● Navigator cascade front end and 5 IF stages assure the highest sensitivity reception ● Pinpoint meter tuning ● Low impedance stereo, mono and tape outputs. **BRIEF SPECIFICATION:** 21 transistors, 15 Germanium and 6 Silicon diodes and 1 Zener diode. 3 valves. Frequency range: 88-108 Mc/s. Sensitivity: 0.8µA (20dB quieting with 72µA antenna). Output: 2V. Frequency response: 20-20,000 c/s ± 1dB. Channel separation: better than 35dB. Distortion less than 0.6% at 400 c/s 100% mod. Capture ratio: 2dB. Superbly styled and finished hammer enamel and brushed alloy cabinet, size 15½ x 12½ x 5½ in. For 110/240V. AC (50 or 60 c/s) operation. Today's comparative value over £65.

Lasky's Price **38 Gns.**

Carriage and Packing 12/6.

FOSTER CRITERION HI-FI BOOKSHELF SPEAKER SYSTEM

This extremely high quality bookshelf speaker system by the world famous Foster Co. of Japan incorporates an acoustical suspension woofer and cone tweeter in a sealed infinite baffle enclosure with handsome oiled walnut finish. The performance of the Criterion is superior to many larger and more expensive units and at Lasky's special purchase price is quite without equal! Spec.: Air suspension type 6½ in. bass/mid-range woofer with rolled cloth edge. 2½ in. HF cone type tweeter. Frequency range 65-20,000 c/s. Max. power handling 15W. 8Ω Impedance. Cabinet constructed from ½ in. laminate with oiled walnut veneer finish; size 13½ x 7½ in. square. Dark green woven acoustic gauze. Phono input at rear. List Price £12.10.0



Lasky's Price **£8.8.0**

2 for 16

Post 1-7/6. 2-12/6.

GARRARD RECORD PLAYERS

AUTOCHANGERS

1025	£7/19/6
2025	£8/19/6
8L95	£45/0/0
3000M with stereo cart.	£9/19/6
AT80 Mk. II	£13/19/6
AT70	£13/19/6
AF75	£22/11/6
AD0	£7/7/0

SINGLE PLAYERS

GARRARD SP25 Mk. II Heavy turntable	£11/19/6
GARRARD SP22	£8/19/6

TRANSCRIPTION DECKS

GARRARD 401	£27/19/0
GARRARD Lab. 80 Mk. II with base.	£30/9/0

CLEARVIEW PERSPEX COVERS

SPCL	£3/3/10
SP2	£4/4/4
SP4	£4/4/11

Postage on all above 5/- extra.

SPECIAL TRANSCRIPTION MOTOR OFFER

FAMOUS Connoisseur Classic 2 speed turntable List Price £15.15.7
LASKY'S PRICE £9.19.6

SCU. 1 pick-up arm and cartridge also available List Price £8.13.4
LASKY'S PRICE £5.19.6

PACKAGE PRICE IF BOUGHT TOGETHER £12.19.6

SPECIAL INTEREST ITEMS!

LASKY'S PRECISION PANEL METERS

Precision made in Japan by TTC. Each meter boxed and fully guaranteed with all fixing nuts and washers. Sizes are of front panel.

SPECIAL QUOTATIONS FOR QUANTITIES

Add 1/6 Post on each.

MK-38A 1½ in. sq.	MK-45A 2½ in. sq.	MK-65A 3½ in. sq.	KR-65 3½ x 3½ in.	KR-52 3 x 2½ in.
1mA ... £29/6	1m ... £29/6	1mA ... £38/6	1mA ... £38/6	1mA ... £38/6
5mA ... £27/6	5mA ... £28/6	5mA ... £36/6	5mA ... £37/6	5mA ... £38/6
100mA ... £27/6	100mA ... £28/6	100mA ... £38/6	100mA ... £38/6	100mA ... £38/6
300V ... £27/6	300V ... £28/6	300V ... £36/6	300V ... £36/6	300V ... £35/6
50µA ... £37/6	50µA ... £49/6	50µA ... £59/6	50µA ... £59/6	50µA ... £56/6
1mA 8 mtr £29/6	1mA 8 mtr £32/6	1mA 8 mtr £38/6	1mA 8 mtr £42/6	1mA 8 mtr £39/6
100µA ... £37/6	100µA ... £42/6	100µA ... £52/6	100µA ... £56/6	100µA ... £52/6
500µA ... £29/6	500µA ... £35/6	500µA ... £42/6	500µA ... £46/6	500µA ... £45/6



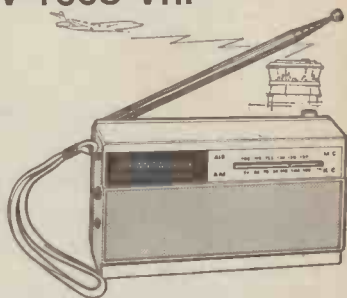
ORDER YOUR NEW LASKY'S CATALOGUE

FREE Third Great Issue in Preparation with 1,000's of items from our vast stocks. Just send your name, address and 1/- for post only.

SPECIAL INTEREST ITEMS!

FANTAVOX Model TV-1008 VHF AIRCRAFT BAND AND AM RECEIVER

The first pocket size Receiver of its type allowing you to "tune-in" anywhere on the entire air-to-ground, ground-to-air communications band covered by 108-137 Mc/s in addition to full AM medium wave band cover of 535-1605 Kc/s. An extremely sensitive 10 transistor and 2 diode, superhet circuit, plus 1 variable capacitor and 1 thermister. Intermediate frequencies: AM-455 Kc/s; VHF-10.7 Mc/s. Output power: 200 mW. 2½ Permanent Dynamic 8 ohm speaker, earphone also provided for "silent" listening. A built-in ferrite rod aerial is provided for AM reception and a fully directional telescopic antenna for VHF reception—the latter when collapsed neatly clips across the top of the set. Power is from 4-1.5V. penlight cells and a jack socket for connection to a suitable AC converter is also provided. The Model TV-1008 is extremely well made and finished in grey plastic with metallic blue speaker grille, chrome telescopic antenna; attached wrist strap is also provided. Size 6½ x 3½ x 1½ in. Complete with batteries, magnetic earphone, instructions and circuit data.



Lasky's Price **£11.10.0** P. & P. 5/-

MIDLAND Model 10-502 VHF AIRCRAFT BAND CONVERTER


An entirely new item for the radio enthusiast bringing instant reception of the ground-to-air, air-to-ground waveband. For use with any standard AM or FM radio covering 535 to 1,605 Kc/s, 88 to 108 Mc/s respectively—with no electrical conversion or connection required. The Model 10-502 (self-powered by one 9V. (PP3 type) battery) is merely placed close to the receiving set and then tuned over 110 to 135 Mc/s which covers the whole aircraft communications band. Volume and reception effectiveness is adjusted by moving both sets to the most favourable position and balancing the volume controls of each accordingly. The Model 10-502 has a smartly designed black plastic cabinet with brushed metal front panel and 18 in. chrome telescopic antenna, size only 4 x 2½ x 2½ in. (inc. knobs). Complete with battery and full instructions.



Lasky's Price **79/6** Post 3/6

CAR OWNERS—THIS IS WHAT YOU HAVE BEEN WAITING FOR HITACHI SHORT WAVE ADAPTOR—Model WM-20

New from Hitachi—world famous for high quality transistor radios—a push-button Short Wave adaptor enabling you to receive all foreign broadcasts in the 3-22 Mc/s waveband. The WM-20 adaptor is suitable for use with any make or model of AM car radio (covering the usual 535-1605 Kc/s) in any make or model of car (6 or 12V., positive or negative ground). The WM-20 as will be seen has 10 push buttons which cover meter bands: 13, 16, 19, 25, 31, 41, 49, 60 and 90 plus Off button. Having selected the required band by pushing the appropriate button—fine station tuning is effected by use of the parent radio's tuning system—detailed instructions provided with the adaptor show corresponding centres for each short wave band on your radio dial. The double superhet IFM circuit is extremely sensitive and the use of a Zener diode and compensating condenser, provides great stability. Switched adjustment is provided for 6 or 12V. and positive or negative ground; external aerial trimmer is also provided. Connection to the parent radio is via the aerial jack, power is taken direct from the car AUX. supply with separate line fuse. All necessary mounting brackets, leads and jacks are provided with instruction manual for installation and operating. The WM-20 is very smartly styled with brushed and bright chrome front panel and black push buttons. Size 8-1/16 in. wide x 1½ in. high x 3½ in. deep. Weight approximately 1½ lbs. Current consumption 6mA. List Price 14 gns



Lasky's Price **£9.19.6** P. & P. 5/-

NEW FOR CASSETTE RECORDERS/PLAYERS TTC Model A.1009 AM TUNER ADAPTOR PACK

An amazingly ingenious AM Tuner that looks like and is exactly the same size as a standard tape cassette—which converts your tape cassette recorder/player instantly into a radio! The tuner pack is a completely self-contained unit with built-in ferrite rod aerial, power source (one miniature Ever-Ready type D.23) giving approximately 150 hours operation. All you do is take out the tape cassette and slip in the tuner. Tunable over 535-1605 Kc/s (full Medium waveband). The A.1009 is suitable for use with all standard tape cassette recorders and players. Complete with battery.



Lasky's Price **89/6** P. & P. 2/6

NEW INTERNATIONAL TAPE FAMOUS AMERICAN MADE TAPE AT RECORD LOW PRICES

3in. Message tape, 150ft.	2/6	5½ in. Long play, 1,200ft. Acetate	12/6
3in. Message tape, 225ft.	3/9	5½ in. Standard play, 850ft. PVC	11/8
3in. Message tape, 300ft.	7/6	5½ in. Long play, 1,200ft. Mylar	15/0
3½ in. Triple play, 600ft., Mylar	10/0	5½ in. Triple play, 2,400ft. Mylar	45/0
4in. Triple play, 900ft., Mylar	17/6	7in. Standard play, 1,200ft. Acetate	12/6
5in. Double play, 1,200ft. Mylar	15/0	7in. Standard play, 1,200ft. Mylar	12/6
5in. Long play, 900ft. Acetate	10/0	7in. Long play, 1,800ft. Mylar	19/6
5in. Standard play, 600ft. PVC	8/6	7in. Double play, 2,400ft. Mylar	25/0
5in. Triple play, 1,800ft. Mylar	35/0	7in. Long play, 1,800ft. Acetate	15/0
5½ in. Double play, 1,800ft. Mylar	22/6	7in. Triple play, 3,600ft. Mylar	50/0

P. & P. 1/- extra per reel, 4 reels and over Post Free.

Quote for Quantity

Branches

207 EDGWARE ROAD, LONDON, W.2 Tel.: 01-723 3271
Open all day Saturday, early closing 1 p.m. Thursday

33 TOTTENHAM CT. RD., LONDON, W.1 Tel.: 01-636 2605
Open all day, 9 a.m.—6 p.m. Monday to Saturday

152/3 FLEET STREET, LONDON, E.C.4 Tel.: FLEet St. 2833
Open all day Thursday, early closing 1 p.m. Saturday

High Fidelity Audio Centres

42 TOTTENHAM CT. RD., LONDON, W.1 Tel.: 01-580 2573
Open all day Thursday, early closing 1 p.m. Saturday

118 EDGWARE ROAD, LONDON, W.2 Tel.: 01-723 9789
Open all day Saturday, early closing 1 p.m. Thursday

ALL MAIL ORDERS AND CORRESPONDENCE TO: 3-15 CAVELL ST., TOWER HAMLETS, LONDON, E.1 Tel.: 01-790 4821

WW-149 FOR FURTHER DETAILS

ORGAN BUILDERS! SILICON N.P.N. TRANSISTORS, ALL INDIVIDUALLY TESTED IN PUBLISHED DIVIDER CIRCUIT! GOLD-PLATED LEADS FOR EASY SOLDERING! Unbeatable value at 1/6 each or £5/- per 100.

TRANSISTORISED FLUORESCENT LIGHT. 8 WATT 12in. TUBE. Current drain only 700mA! Complete and tested £2/19/6 only! Or in kit form:
 Case 10/-
 Transistor 10/-
 Lamp holders— pair 5/-
 Condensers, etc. 3/-
 Transformer 13/6
 Tube 8/-
Post and packing 5/-

TRANSISTORS
 OC200, OC203, OC204, all at 2/- each.
 ASY22, 2N753, BSY28, BSY65, 2G344A, 2G345A, 2G345B, 2G378A, all at 1/6 each.
 Transistors similar to OC44, OC71 and OC72, all 1/- each.
 Unmarked, untested transistors, 7/6 for 50.

LIGHT SENSITIVE TRANSISTORS (similar OCP 71), 2/- each.
 30 watt transistors (ASZ17), 10/- each.

DIODES. Very low leakage. Make excellent detectors, also suitable for keying electronic organs, 1/- each, 20 for 10/-.

RECTIFIERS
 BY100, 800 p.i.v., 2/6 each, 24/- per doz., £7/10/- per 100, £50 per 1,000.
 BYZ13, 6-amp, 400 p.i.v., available on same terms.

MULLARD POLYESTER CAPACITORS FAR BELOW COST PRICE!

0-001µF 400 volts 3d	0-15µF 160 volts 6d
0-0015µF 400 volts 3d	0-22µF 160 volts 6d
0-0018µF 400 volts 3d	0-27µF 160 volts 6d
0-0022µF 400 volts 3d	1µF 125 volts 1/-
0-01µF 400 volts 3d	

VERY SPECIAL VALUE! Small Silver-mica, Ceramic, Polystyrene Condensers. Well assorted. Mixed types and values. 10/- per 100.

PAPER CONDENSERS, MIXED BAGS, 0-0001 to 0-5µF. 12/6 per 100.

RESISTORS! Give-away offer! Mixed types and values, 1/2 to 1/2 watt. 6/6 per 100, 55/- per 1,000. Individual resistors 3d each. Also 1/2 to 3 watt close tolerance. Mixed values. 7/6 100, 55/- 1,000.

WIRE-WOUND RESISTORS. 1 watt to 10 watts. Mixed bags only. 16 for 10/-.

RECORD PLAYER CARTRIDGES

ACOS
 GP 67/2 Mono. 15/- complete with needles.
 GP 91/3 Stereo Compatible. £1/-
 GP 93/1 Stereo Ceramic. £1/5/-
 GP 94/1 Stereo Ceramic. £1/5/-
 Small pick-up arms complete with cartridge and needle, 10/- only.

TRANSISTORISED SIGNAL INJECTOR KIT R.F./I.F./A.F. 10/- only
TRANSISTORISED SIGNAL TRACER KIT 10/- only.
TRANSISTORISED REV. COUNTER KIT 10/-.

VEROBOARD

2 1/2in x 1in 0-15in matrix 1/1	17in x 2 1/2in 0-15in. matrix 11/-
3 1/2in x 2 1/2in 0-15in. matrix 3/3	17in x 3 1/2in 0-15in. matrix 14/8
3 1/2in x 3 1/2in 0-15in. matrix 3/11	3 1/2in x 2 1/2in 0-1in matrix 3/9
5in x 2 1/2in 0-15in matrix 3/11	3 1/2in x 3 1/2in 0-1in matrix 3/11
5in x 3 1/2in 0-15in matrix 5/6	5in x 2 1/2in 0-1in matrix 3/11
	5in x 3 1/2in 0-1in matrix 5/6

Spot Face Cutter 7/6 Pin Insert Tool 9/6. Terminal Pins 3/6—36.
SPECIAL OFFER!
 Five 2 1/2in x 1in. Boards and a cutter 9/9.

MULTIMETERS. 20,000 ohms per volt.
 Ranges: a.c. 1,000V, 500V, 200V, 50V, 10V.
 d.c. 250mA, 2-5mA, 50µA.
 d.c. 2,500V, 500V, 250V, 50V, 25V, 5V.
 Resistance: 0/60kΩ and 0/6MΩ.
 Special price £4/- only.

ELECTROLYTIC CONDENSERS

0-25µF 3 volt	4µF 12 volt	25µF 6 volt	320µF 10 volt
1µF 6 volt	4µF 25 volt	25µF 12 volt	400µF 6-4 volt
1µF 20 volt	5µF 6 volt	25µF 25 volt	
1-25µF 16 volt	6µF 6 volt	30µF 6 volt	
2µF 3 volt	8µF 3 volt	30µF 10 volt	
2µF 350 volt	8µF 12 volt	50µF 6 volt	All at 1/- each.
2-5µF 16 volt	8µF 50 volt	64µF 2-5 volt	
3µF 25 volt	10µF 6 volt	64µF 9 volt	20 assorted
3-2µF 64 volt	10µF 25 volt	100µF 9 volt	(our selection)
4µF 4 volt	20µF 6 volt	320µF 4 volt	10/-

SKELETON PRE-SET POTENTIOMETERS 100K, 100KΩ, 200K, 500K, 680K
PRE-SET SLIDERS
SMALL TRANSISTOR OUTPUT TRANSFORMERS 2/6 each.
SMALL TRANSISTOR DRIVER TRANSFORMERS 2/6 each.
CRYSTAL OR MAGNETIC LABEL MIKES. 10/- each.
CRYSTAL TAPE RECORDER MIKES. 12/- each.

Orders by post to:
G. F. MILWARD, DRAYTON BASSETT, NEAR TAMWORTH, STAFFS.
 Please include suitable amount to cover post and packing. Minimum 2/-.
 Stamped addressed envelope must accompany any enquiries.
 For customers in Birmingham area goods may be obtained from Rock Exchanges, 231 Alum Rock Road, Birmingham 8.

SEMICONDUCTOR DEVICES

1N914 9/6	2N3702 4/-	BC113 6/6	BFX43 8/6	BSY27 4/-	NKT403 15/-
1N916 3/6	2N3703 4/6	BC118 6/6	BFX68 13/6	BSY28 4/-	NKT405 15/-
1N120 2/6	2N3704 5/6	BC125 13/6	BFX68A 14/6	BSY29 4/6	NKT413 5/6
1N130 2/6	2N3705 4/6	BC147 5/-	BFX84 8/-	BSY38 4/6	NKT477 5/-
2N404 6/6	2N3706 4/6	BC148 4/6	BFX85 10/-	BSY39 4/6	NKT713 5/6
2N696 5/-	2N3707 4/6	BC149 5/-	BFX86 8/-	BSY40 4/6	NKT773 5/6
2N697 5/-	2N3708 4/-	BC182 4/6	BFX87 10/-	BSY51 10/6	MPF102 9/-
2N698 4/6	2N3709 4/-	BC183 4/6	BFX88 8/-	BSY52 10/6	MPF103 9/-
2N706 3/6	2N3710 4/6	BC184 4/6	BFX92A 12/6	BSY53 9/6	MPF104 9/-
2N706A 3/-	2N3711 4/-	BCY30 7/6	BFX93A 15/-	BSY54 9/6	MPF105 9/-
2N708 4/-	2N3819 10/-	BCY31 4/6	BFY10 4/6	BSY78 10/6	OA5 2/6
2N726 5/-	2N4059 7/6	BCY32 7/6	BFY11 4/6	BSY79 9/6	OA9 2/-
2N727 5/-	2N4059 7/6	BCY33 5/6	BFY17 4/6	BSY81 11/6	OA81 1/6
2N743 4/6	2N4060 9/6	BCY34 4/6	BFY18 4/6	BSY82 10/6	OA91 1/6
2N744 4/6	2N4061 9/6	BCY35 4/6	BFY19 4/6	BSY83 11/6	OA95 1/6
2N753 3/6	2N4062 9/6	BCY39 6/6	BFY41 10/-	BSY85 12/6	OA200 2/-
2N914 5/6	2N4254 9/6	BCY40 7/6	BFY43 13/6	BSY87 10/6	OA202 2/-
2N916 3/9	2N4255 9/6	BCY42 6/6	BFY50 5/6	BSY90 11/6	OC28 7/6
2N929 5/6	2N4255 9/6	BCY43 6/6	BFY51 4/6	BSY96A 4/6	OC28 7/6
2N930 6/6	2N4256 9/6	BCY54 7/6	BFY52 5/6	BY100 4/6	OC35 7/6
2N1131 9/6	2N4257 9/6	BCY54 7/6	BFY53 5/6	BYX10 5/6	OC36 7/6
2N1132 9/6	2N4258 9/6	BCY71 10/6	BFY58 10/-	BYZ10 9/-	OC41 4/-
2N1302 4/6	2N4259 9/6	BCY72 6/6	BFY56A 11/6	BYZ11 7/6	OC44 3/-
2N1303 4/6	2N4260 9/6	BCY72 6/6	BFY56B 11/6	BYZ12 6/-	OC45 2/6
2N1304 5/6	2N4261 9/6	BCZ11 4/6	BFY77 11/6	BYZ13 5/-	OC71 2/6
2N1305 5/6	2N4262 9/6	BF115 4/6	BFY90 12/6	GET103 5/-	OC72 2/6
2N1306 6/6	2N4263 9/6	BF117 10/6	BH740 8/-	GET113 4/-	OC74 4/6
2N1307 6/6	2N4264 9/6	BF137 8/6	BK19 9/-	NKT217 10/6	OC75 4/-
2N1308 8/6	2N4265 9/6	BF173 7/6	BK19 9/-	NKT219 10/6	OC77 2/6
2N1309 8/6	2N4266 9/6	BF180 7/6	BK220 5/6	NKT229 6/-	OC78 3/-
2N1507 5/6	2N4267 9/6	BF224 6/6	BK226 10/6	NKT240 6/-	OC87D 3/-
2N1613 6/6	2N4268 9/6	BF225 6/6	BK227 10/6	NKT241 6/-	OC81 4/-
2N1711 6/6	2N4269 9/6	BF237 6/6	BK228 9/6	NKT242 6/-	OC81D 3/-
2N1869 8/-	2N4270 9/6	BF238 6/6	BK229 14/6	NKT245 5/6	OC83 4/-
2N1883 8/-	2N4271 9/6	BFW57 7/6	BK260 19/6	NKT261 4/6	OC139 6/6
2N2102 18/6	2N4272 9/6	BFW58 7/6	BK261 12/6	NKT262 4/6	OC140 6/6
2N2160 14/-	2N4273 9/6	BFW59 6/6	BK278 4/6	NKT271 4/6	OC170 6/-
2N2193 5/6	2N4274 9/6	BFW60 6/6	BK278 8/-	NKT271 4/6	OC200 5/6
2N2193A 5/6	2N4275 9/6	BFW60 6/6	BK278 8/-	NKT272 4/6	OC201 5/6
2N2194A 5/6	2N4276 9/6	BFW60 6/6	BK278 8/-	NKT274 4/6	OC202 8/6
2N2217 9/6	2N4277 9/6	BFW60 6/6	BK278 8/-	NKT275 4/6	OC207 7/6
2N2218 10/6	2N4278 9/6	BFW60 6/6	BK278 8/-		
2N2219 10/6	2N4279 9/6	BFW60 6/6	BK278 8/-		
2N2220 5/-	2N4280 9/6	BFW60 6/6	BK278 8/-		
2N2221 5/-	2N4281 9/6	BFW60 6/6	BK278 8/-		
2N2222 5/-	2N4282 9/6	BFW60 6/6	BK278 8/-		
2N2227 6/-	2N4283 9/6	BFW60 6/6	BK278 8/-		
2N2268 6/-	2N4284 9/6	BFW60 6/6	BK278 8/-		
2N2369 7/6	2N4285 9/6	BFW60 6/6	BK278 8/-		
2N2369A 7/6	2N4286 9/6	BFW60 6/6	BK278 8/-		
2N2411 6/6	2N4287 9/6	BFW60 6/6	BK278 8/-		
2N2412 6/6	2N4288 9/6	BFW60 6/6	BK278 8/-		
2N2483 5/6	2N4289 9/6	BFW60 6/6	BK278 8/-		
2N2484 5/6	2N4290 9/6	BFW60 6/6	BK278 8/-		
2N2539 4/6	2N4291 9/6	BFW60 6/6	BK278 8/-		
2N2540 4/6	2N4292 9/6	BFW60 6/6	BK278 8/-		
2N2646 12/6	2N4293 9/6	BFW60 6/6	BK278 8/-		
2N2696 6/6	2N4294 9/6	BFW60 6/6	BK278 8/-		
2N2904 8/6	2N4295 9/6	BFW60 6/6	BK278 8/-		
2N2904A 8/6	2N4296 9/6	BFW60 6/6	BK278 8/-		
2N2905 8/6	2N4297 9/6	BFW60 6/6	BK278 8/-		
2N2905A 8/6	2N4298 9/6	BFW60 6/6	BK278 8/-		
2N2906 8/6	2N4299 9/6	BFW60 6/6	BK278 8/-		
2N2906A 8/6	2N4300 9/6	BFW60 6/6	BK278 8/-		
2N2907 8/6	2N4301 9/6	BFW60 6/6	BK278 8/-		
2N2907A 8/6	2N4302 9/6	BFW60 6/6	BK278 8/-		
2N2926 3/6	2N4303 9/6	BFW60 6/6	BK278 8/-		
2N3011 5/-	2N4304 9/6	BFW60 6/6	BK278 8/-		
2N3053 7/6	2N4305 9/6	BFW60 6/6	BK278 8/-		
2N3055 10/6	2N4306 9/6	BFW60 6/6	BK278 8/-		

INTEGRATED CIRCUITS.
 FAIRCHILD L.900 @ 11/- L.914 @ 11/- L.923 @ 14/-
 E.C.A. CA3014, 3013, 3019, 3020, 30/-
 Data and application sheets 2/- per device.
ZENER DIODES:
 1 1/2 watt range from 3-30 Volts @ 4/6.
 1/2 watt, untested transistors 60 for 10/-.
VEROBOARD:
 2 1/2in x 3 1/2in, 3/6. 2 1/2in x 5in, 4/3. 3 1/2in x 3 1/2in, 4/3. 3 1/2in x 5in, 5/6. 17in x 3 1/2in, 16/-.
ELECTROLYTICS: 15 Volt.
 1MPD-100 MFD, 1/6 each.
RESISTORS:
 1 watt, 4d. 1/2 watt, 5d. 1 watt, 6d. 3 watt, 1/6. 5 watt, 2/-.
SPEAKERS: 3 OHM
 3in., 8/6. 5in., 14/6. 8in., 25/6. 12in., 39/6. 7in. x 4in., 16/6.
 15 OHM: 2in., 42/6.
 Post and Packing, 1/- per order. Send 6d. stamp for full list.
ALL DEVICES ARE FULLY GUARANTEED

A. MARSHALL & SON (LONDON) LTD.,
 28 CRICKLEWOOD BROADWAY, LONDON, N.W.2
 TEL: 01-452 0161 CALLERS WELCOME

We supply B.A. Screws, etc. In brass, steel, stainless, phosphor bronze and nylon to laboratories throughout the Commonwealth.
 We can also offer early delivery for many sizes of screws, etc. with Metric Threads
 Please send for List W9/65 (WW)
WALKER-SPENCER COMPONENTS LTD.
 5, High Street, Kings Heath, Birmingham, 14.
 Telephone: 021-444 3155 (Sales) and 5278
 WW-150 FOR FURTHER DETAILS

OXLEY®
'BARBS'
 Oxley PTFE 'Barb' Insulators are unequalled for their electrical and mechanical performance. Send for full details and samples of the comprehensive range.
OXLEY DEVELOPMENTS COMPANY LTD.
 Priory Park, Ulverston, North Lancs., England.
 Tel: Ulverston 2621. Cables: Oxley Ulverston, Telex 6541
OXLEY®

WW-151 FOR FURTHER DETAILS

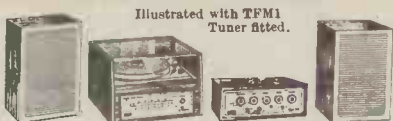
SENSATIONAL R.S.C. HIGH FIDELITY STEREO PACKAGE OFFERS

Matched for optimum performance. Compare prices with equipment and cabinets purchased individually.

'Package 3' 30 Watt System

- ★ Goldring Transcription Turntable on Plinth.
- ★ Shure Magnetic Pick-up Cartridge.
- ★ Super 30 Amplifier in Teak veneer housing.
- ★ Pair of Stanton Loudspeaker Units.

Special inclusive price. Fully wired units ready to "plug-in." **85 Gns.** Comparing favourably with equipment costing considerably more. Send S.A.E. for leaflet.



'Package 2' 30 Watt System

- ★ Garrard SP25 Mk. II Turntable on Plinth.
- ★ Goldring C890 Ceramic P.U. Cartridge.
- ★ Super 30 Amplifier in Teak veneer housing.
- ★ Pair of Stanton Loudspeaker Units.

Special inclusive price. Fully wired units ready to "plug-in."

75 Gns.
EXTREMELY ATTRACTIVE AND VERSATILE finished in Satin Teak veneer. Tinted Perspex hinged cover with satin chrome handle.

'Package 1' 13 Watt System

- ★ Garrard SP25 Mk. II 4-speed Player Unit.
- ★ Goldring C890 Ceramic P.U. Cartridge.
- ★ TA12 Amplifier in Teak veneer housing.
- ★ Pair of Dorset Loudspeaker Units.

Special inclusive price. Perspex cover 3 gns extra. Or Dep. **49½ Gns.** £10. and 9 monthly. pmts. £5.4.0. Carr. 25/- (Total £56.16.0.)

AGENT APPOINTED See addresses

AUDIOTRINE HIGH FIDELITY LOUSPEAKERS

Heavy construction. Latest high efficiency ceramic magnets. Treated cone surround giving low fundamental resonance. "D" Indicates Tweeter Cone providing extended frequency range. Impedance 3 or 15 ohms. 40-15,000 c.p.s. Exceptional performance at low cost.

EF501 5" 10W	57/9	12" 15W	69/9
EF 810D 8" 8W	59/9	HF120D 12" 15W	79/9
HF 811D 8" 10W	£4/4.0	HF128 12" 15W	89/9
HF100D 10" 15W	£5/19/9	HF128D 12" 15W	5 Gns.

HIGH FIDELITY LOUSPEAKER UNITS

Cabinets of latest styling Satin Teak or Walnut acoustically lined (and ported where appropriate). Credit terms available on all units.

DORSET Size 16 x 11 x 9in. Response 45-15,000 c.p.s. Rating 8-10 watts. Fitted High flux 8" Dual cone speaker. **£8.19.9** Impedance 3 or 15 ohms. inc. carr.

STANTON IIIS Size 18 x 11 x 10in. Rating 10 watts. Incorporating Fane 803B speaker with roll rubber surround and 15,000 line magnet. High flux tweeter. Handsome Scandinavian design cabinet. Response 30-20,000 c.p.s. Impedance 3 or 15 ohms. Gives smooth realistic sound opt. **16 Gns.**

GLOUCESTER Size 25 x 16 x 10in. 12in. High flux 12,000 line speaker. Cross-over unit and Tweeter. Rating 10 watts. Smooth response 40-20,000 c.p.s. Impedance 15 ohms. **12½ Gns.**

R.S.C. TA6 6 Watt High Fidelity SOLID STATE AMPLIFIER

200-250v. A.C. mains operated. Frequency Response 30-20,000 c.p.s. —2dB. Harmonic Distortion 0.3% at 1,000 c.p.s. Separate Bass and Treble controls. 3 input sockets for Mike, Gram, Radio or Tape. Output for 3-15 ohm speakers. Max. sensitivity 5mV. In fully enclosed enamelled case. 94 x 24 x 5 1/2 in. Attractive brushed silver finish face plate 104 x 3 1/2 in. and matching knobs. Complete kit of parts with full wiring diagrams or factory built with 12 months' guarantee. **8 Gns.** Carr. 7/6.

R.S.C. COLUMN SPEAKERS Covered in two-tone Rexine/Vynair, ideal for vocalists and Public Address. 15 ohm matching. Type C48, 30 watts. Fitted four 8in. high flux 8 watt speakers. Overall size approx. 42 x 10 x 6in. **18 Gns.** Or deposit 65/- and 9 monthly pmts. 34/9. (Total £18/17/9). Carr. 10/-

R.S.C. TFM1 SOLID STATE VHF/FM RADIO TUNER High-sensitivity 200-250v. A.C. Mains operation. Sharp A.M. Rejection. Drift-free reception. Output ample for any amplifier (approx. 500 mV). Simple alignment instructions. Output available for feeding tuning meter. Output for feeding Stereo Multiplexer. *Tuner head using silicone Planar Transistors. *Designed for standard 80 ohm co-axial input. Visually matching our Super 15 and 30 amplifiers and of the same high standard of performance and reliability. The pre-wired tuning head facilitates speed and simplicity of construction. Printed circuitry. Only first grade transistors and components used. A quality product at considerably less than the cost of comparable units. Stereo version. All parts 18 gns. Carr. 10/- Assembled 22½ gns.

R.S.C. SUPER 15 HI-FI AMPLIFIER FULLY TRANSISTORISED 200/250v. A.C. Mains. OUTPUT 10 WATTS R.M.S. cont. into 15 ohms. 15 WATTS R.M.S. cont. into 3-4 ohms. LATEST TRANSISTORS. NKT275, NKT274, NKT713, NKT217, NKT217, NKT717, NKT408, NKT403. 5 POSITION INPUT SELECTOR SWITCH EQUALISATION to Standard R.I.A.A. and C.C.I.R. Characteristics for Gram and Tape Heads. FULL TAPE MONITORING FACILITIES SENSITIVITIES: Magnetic P.U. 4 mV. Crystal or Ceramic P.U. 400 mV. Microphone 4 mV. Tape Head 2.5 mV. Radio/Aux. or Ceramic P.U. 110 mV. FREQUENCY RESPONSE: ±2 dB 20-20,000 c.p.s. TREBLE CONTROL: +15dB to -14dB at 10 Kc/s. NEG. FEEDBACK: 52dB. BASS CONTROL: +17dB to -15dB at 10 c/s. HUM LEVEL: -75dB. HARMONIC DISTORTION at 50 watts 1,000 c.p.s. 0.1% Complete kit of parts with full constructional details and point to point wiring diagrams. Carr. 12/6. Supplied factory built, 15½ Gns. Carr. 12/6. Terms: Deposit 4 Gns. and 9 monthly payments 31/1 (Total £18/3/9). Or in Teak housing as illustrated, 19 Gns. COMPONENTS ETC. ARE OF A HIGH STANDARD AND SUPPLIED BY LEADING BRITISH MANUFACTURERS.

R.S.C. SUPER 30 STEREO AMPLIFIER A DUAL CHANNEL VERSION OF THE SUPER 15. Employing Twin Printed Circuits. Close tolerance Ganged Pots. Matched Components. CRO88 TALK: —52dB at 1,000 c.p.s. CRO88 OF 2 position Input Selector, Bass Control, Treble Control, Volume Control Balance Control, Stereo/Mono Switch, Tape Monitor Switch Mains Switch. INPUT SOCKETS (Matched Pairs). (1) Magnetic P.U. (2) Ceramic or Crystal P.U. (3) Radio/Aux. (4) Tape Head/Microphone. Operation of the Input Selector Switch assures appropriate equalisation. Rigid 18 s.w.g. Chassis. Size approx. 12in. wide, 5in. high and 5in. deep. Neon Panel Indicator. Attractive Facia Plate and Spun Silver Matching Knob. Above facilities, etc., except for Ganging and Balance control, apply also to Super 15.

BLACKPOOL (Agent) O & C Electronics 227 Church St. BRADFORD 10 North Parade (Half-day Wed.). Tel. 25349
BRISTOL 14 Lower Castle St. (Half-day Wed.). Tel. 22904
BIRMINGHAM 30/31 Gt. Western Arcade, opp. Snow Hill Station 01-236 1279. Half-day Wed.
DERBY 26 Osaston Rd. The Spot (Half-day Wed.). Tel. 41361
DARLINGTON 18 Priestgate (Half-day Wed.). Tel. 68043
EDINBURGH 133 Leith St. (Half-day Wed.). Tel. Waverley 5766
GLASGOW 326 Argyle St. (Half-day Tues.). Tel. City 4158
403 Sauchiehall St. (opp. Locomo) (Half-day Tues.). Tel. 332-1572
HULL 91 Paragon Street (Half-day Thurs.). Tel. 20505

AUDIOTRINE HI-FI SPEAKER SYSTEMS

Consisting of matched 12in. 12,000 line 10 watt 16 ohm high quality speaker, cross-over unit and tweeter. Smooth response and extended frequency range ensure surprisingly realistic reproduction. Or Senior 15 watt line. HF 126 15,000 line Speaker 6 Gns. Carr. 6/6. Carr. 6/9

HI-FI 'SPEAKER ENCLOSURES

Teak veneer finish. Modern design. Acoustically lined and ported. Prices inc. carr. JES Size 20 x 11 x 8in. Gives pleasing results with any 8in. HI-FI speaker. SEE For optimum performance with any 8in. HI-FI speaker. Size 22 x 15 x 9in. SE10 For outstanding results with 10in. HI-FI speaker. Size 24 x 15 x 10in. SE12 For excellent performance with 12in. HI-FI speaker and Tweeter. Size 25x16x10 1/4in. **4 Gns. 99/9 5 Gns. 6 Gns.**

THE 'YORK' HIGH FIDELITY 3 'SPEAKER SYSTEM

Moderate size approx. 25 x 14 x 10 in. *Response 30-20,000 Complete kit. c.p.s. Impedance 15 ohms. * Performance comparable with units costing considerably more. Consists of (1) 12 in. 20 watt Bass unit with cast chassis, Roll rubber surround Carr. 12/6 for ultra low resonance, powerful 12in. diam. pole pieces and ceramic magnet. (2) 3-way quarter section series cross-over system. (3) 8 x 5in. high flux middle range 'speaker. (4) High efficiency tweeter. (5) Measured weight of woollen acoustic damping material. (6) Teak veneer cabinet. (7) Circuit and full instructions. HEAR IT AT ANY BRANCH

R.S.C. A10 30 WATT ULTRA LINEAR HI-FI AMPLIFIER

Highly sensitive. Push-Pull high output, with Pre-amp/Tone Control Stages. Performance figures: Hum level —70dB. Frequency Response 250-25,000 c.p.s. Sectionally wound output transformer. All first grade components. Valves EF86, EF86, ECC83, 807, 807, GZ34. Separate Bass and Treble Controls. Sensitivity 12 millivolts so that any kind of Microphone or Pick-up is suitable. Designed for Clubs, Schools, Theatres, Dance Halls or Outdoor Functions, etc. For use with Electronic Organ, Guitar, String Bass, Gram, Radio or Tape. Resonant T.T. and H.T. for Radio Tuner. Two inputs with separate volume controls so that two separate inputs such as Gram and "Mike" can be mixed. 200-250 v. c.p.s. A.C. mains. For 3 and 15 ohm speakers. Complete kit parts wiring diag., instructions. Twin-handled perforated cover 27/6. Supplied factory built with EL34 output valves. 12 months' guarantee for 17 gns. Carr. 12/6. TERMS: Deposit £5/14/- and 9 monthly payments of 31/3 (Total £19/15/3). Send S.A.E. for leaflet.

R.S.C. A11T 15 WATT HIGH FIDELITY AMPLIFIER

DUAL PURPOSE P.A. or HI-FI SOLID STATE CIRCUITRY. * 3 input sockets. * 2 vol. controls for mixing purposes. * Input Selector. * Output for speakers between 3 and 15 ohms. * Separate Bass and Treble Controls. Suitable for Gram, Radio, Tape, Microphone, or Guitar P.U. For Vocal and Instrumental groups. Frequency Response 20-40,000 c.p.s.—3dB. Hum level —80dB. Harmonic Distortion 0.2% at 10 watts R.M.S. Operation on 200-250v. A.C. mains. Size 94 x 24 x 5 1/2 in. Complete kit of parts with comprehensive wiring diagrams and instructions. Carr. 9/6. Or Factory built with 12 mths. guarantee 13 gns. Carr. 9/6. Terms: Deposit £4 and 9 monthly payments 25/6 (Total £15/9/6).

12in. High Quality LOUSPEAKERS

In teak veneer cabinets. 15 Watt Model. Gauss 11,000 lines, 3 or 15 ohms. **£5/15/-** 20 Watt Model. 15 ohm. Size 18 x 12 1/2 in. Gauss 10,000 lines. Rexine. **£8/19/9** TWO-WAY 'PHONE AMPLIFIER Listen and speak with both hands free. Handsome black case. Battery operated. **59/9**

R-S-C TA12 13 WATT STEREO AMPLIFIER

FULLY TRANSISTORISED, SOLID STATE CONSTRUCTION HIGH FIDELITY OUTPUT OF 6.5 WATTS PER CHANNEL Designed for optimum performance with any crystal or ceramic Gram P.U. cartridge. Radio tuner, Tape recorder, "Mike" etc. * 3 separate switched input sockets on each channel * Separate Bass and Treble controls * Slide Switch for mono use * Speaker Output 3-15 ohms * For 200-250 v. A.C. mains * Frequency Response 30-20,000 c.p.s. —2dB * Harmonic Distortion 0.3% at 1000 c.p.s. Hum and Noise —70dB * Sensitivities (1) 300 mV (2) 60 mV (3) 100 mV (4) 2 mV * Handsome brushed silver finish Facia and Knobs. Complete kit of parts with full wiring diagrams and instructions. 15½ GNS. Carr. 7/9. Factory built with 12 mths. gate. 15 GNS. Or Dep. £24/18/- and 9 monthly. pmts. 29/- (Total 17 Gns.) Or in Teak housing 3 gns. extra.

R.S.C. BATTERY/MAINS CONVERSION UNITS

Type BM1. An all-dry battery eliminator. Size 6 1/4 x 4 1/2 in. approx. Completely replaces battery supply. 1.5 v. and 90 v. where A.C. mains 200/250 v. 50 c/s. is available. Complete kit with diagram 49/11 or, Ready for use, 59/11.

R.S.C. MAINS TRANSFORMERS

FULLY GUARANTEED. Interested and Impressed. Primaries 200-250 v. 50 c/s. Screened MIDGET CLAMPED TYPE 24 x 24 x 2 1/2 in. 250 v., 60 ma, 6.3 v. 2a. 15/11
250-0-250v., 60ma, 6.3v. 2a. 16/11
250-0-250v., 100ma, 6.3v. 4a., 0-5-6.3v. 2a. 19/9
250-0-250v., 100ma, 6.3v. 4a., 0-5-6.3v. 3a. 35/9
300-0-300v., 100ma, 6.3v. 4a., 0-5-6.3v. 3a. 35/9
300-0-300v., 130ma, 6.3v. 4a., c.t., 6.3v. 1a. 42/9
For Mullard 510 Amplifier 43/9
300-0-300v., 100ma, 6.3v. 4a., 0-5-6.3v. 3a. 35/9
350-0-350v., 150ma, 6.3v. 4a., 0-5-6.3v. 3a. 45/9
425-0-425v., 200ma, 6.3v. 4a., c.t., 5v. 3a. 69/9
425-0-425v., 200ma, 6.3v. 4a., 6.3v. 3a., 5v. 3a. 75/9
450-0-450v., 250ma, 6.3v. 4a., c.t., 5v. 3a. 85/9
TOP SHROUDED DROP-THROUGH TYPE
300-0-300v., 70ma, 6.3v. 2a., 0-5-6.3v. 2a. 21/9
350-0-350v., 100ma, 6.3v. 3.5a. 23/9
250-0-250v., 100ma, 6.3v. 2a., 6.3v. 1a. 24/9
350-0-350v., 80ma, 6.3v. 2a., 0-5-6.3v. 2a. 25/9
250-0-250v., 100ma, 6.3v. 4a., 0-5-6.3v. 3a. 35/9
300-0-300v., 100ma, 6.3v. 4a., 0-5-6.3v. 3a. 35/9
300-0-300v., 130ma, 6.3v. 4a., 0-5-6.3v. 1a. 42/9
Suitable for Mullard 510 Amplifier 42/9
350-0-350v., 100ma, 6.3v. 4a., 0-5-6.3v. 3a. 35/9
350-0-350v., 150ma, 6.3v. 4a., 0-5-6.3v. 3a. 42/11
FILAMENT or TRANSFORMER POWER PACK TYPES
6.3 v. 1.5a. 7/9; 6.3v. 2a. 8/9; 6.3v. 3a. 10/9; 6.3v. 6a. 21/9; 12v. 1a. 8/9; 12v. 2a. or 24v. 1.5a. 21/9; 0-9-18v. 12a. 17/9; 0-12-25-42v. 2a. 29/9.
LARGE TRANSFORMERS 0-9-15v. 14a. 14/11; 24v. 17/9; 2a. 19/11; 5a. 23/9; 6a. 27/9; 8a. 33/9
AUTO (Step Up/Step Down) TRANSFORMERS
0-110/120v.-200-220v.-250v. 50-80 watts 15/9
150 watts, 29/11; 250 watts 49/9; 500 watts 99/9
OUTPUT TRANSFORMERS
Standard Pentode 500 ohm or 7,000 ohm to 3Ω 8/9
Push-Pull 8 watts EL34 to 3Ω or 15Ω 12/9
Push-Pull 10 watts 6V8 ECL86 to 3, 5, 8 or 15Ω 22/9
Push-Pull EL84 to 3 or 15Ω 10-12 watts 21/9
Push-Pull Ultra Linear for Mullard 510, etc. 38/9
Push-Pull 15-18 watts sectionally wound 6L6 K768, etc. for 3 or 15Ω 33/9
Push-Pull 20 watt high quality sectionally wound EL34, 6L6, K768, etc. for 3 or 15Ω 59/9
SMOOTHING CROKES
150mA, 7-10H, 250Ω 12/9; 100mA, 10H, 200Ω 10/9; 80mA, 10H, 350Ω 9/9; 60mA, 10H, 400Ω 4/11.

SELENIUM RECTIFIERS

F.W. Bridged 6/12v D.C. O/P Input Max. 18v. A.C. Ia., 12/11; 2a. 6/11; 3a., 9/9; 4a., 12/9; 6a., 15/9.

Record Playing Units

MONEY SAVING UNITS Ready to plug into Amplifier RP2 consisting of Garrard SP25 Mk. II (with heavy turntable) fitted Goldring C890 high compliance ceramic Stereo/Mono cartridge with diamond stylus. Mounted on plinth. Perspex Cover 19 Gns. 3 Gns. extra, inc. carr. RP3 as above but with Goldring Lenco G168 Cartridge. Cover 3 Gns. extra, inc. carr. **24½ Gns. ONLY**

R.S.C. PLINTHS

Record Playing Unit. Teak finish cut for Garrard 59/9 1000, 2000, 3000, AT8, AT60, SP25 or Goldring G168. Available with clear Perspex cover as illustrated. Inc. carr. **6 Gns.** Perspex cover sold separately at 3 Gns. Limited number of covers slightly damaged but repaired by Manufacturer. 39/9 to clear.



MAIL ORDERS to: 102-106 Henconner Lane, Bramley, Leeds 13. No C.O.D. and 11 Terms C.W.O. or C.O.D. Postage 4/6 extra under £2. 5/9 extra under £5. Trade supplied S.A.E. with enquiries please. Hi-Fi Catalogue 4/6. Open all day Sats. except High Holborn.

32 High Street (Half-day Thurs.). Tel. 56420
5-7 County (Mecca) Arcade, Briggate (Half-day Wed.). Tel. 28252
73 Dale St. (Half-day Wed.). Tel. CENTRAL 3573
238 Edgware Road, W.2 (Half-day Thurs.). Tel. PAD 1629
96 High Holborn, W.C1. Tel. HOL 9874 (Half-day Sat.)
60A Oldham Street (Half-day Wed.). Tel. CENTRAL 2778
106 Newport Rd. (Half-day Wed.). Tel. 47096
41 Blackett Street (opp. Fenwicks Store) (Half-day Wed.). Tel. 21469
13 Exchange Street (Castle Market Bldg.) (Half-day Thurs.). Tel. 20716
LEICESTER
28252
LEEDS
LIVERPOOL
LONDON
MANCHESTER
MIDDLESBROUGH
NEWCASTLE UPON TYNE
SHEFFIELD

WW-152 FOR FURTHER DETAILS

BENTLEY ACOUSTIC CORPORATION LTD.

38 CHALCOT ROAD, CHALK FARM, LONDON, N.W.4.
 THE VALVE SPECIALISTS Telephone PRIMROSE 9090
 GLOUCESTER ROAD, LITTLEHAMPTON, SUSSEX, Littlehampton 6743

Please forward all mail orders to Littlehampton
 ALL GOODS LISTED BELOW IN STOCK

OA2	5/9	6B87	18/6	6U7G	7/1	20D1	13/1	303	15/1	DL92	4/9	ECH21	12/6
OB2	6/1	6B8W	12/3	6V6G	3/6	20D4	20/5	305	16/8	DL94	5/6	ECH33	22/8
OZ4	4/3	6B7W	11/1	6V6GT	6/1	20F2	14/1	306	13/1	DL96	7/1	ECH35	5/9
LA3	4/6	6C4	2/9	6X4	3/6	20L1	13/1	307	11/1	DM7	6/1	ECH42	9/6
LA5	4/1	6C8	3/9	6X5GT	5/1	20P1	17/6	308	2/1	DM7	7/1	ECH51	6/3
LA7GT	7/6	6C9	11/1	6Y7G	12/6	20P3	18/1	321	10/6	DW4/350	7/1	ECH83	8/1
LC5	4/9	6C4D6G	19/8	7B6	10/6	20P4	18/6	323	10/1	DW4/500	7/1	ECH84	7/1
LD5	6/9	6C8H6	6/1	7B7	7/1	20P5	18/1	324	10/6	DW4/500	7/1	ECH85	6/1
LD6	6/1	6C8J	12/1	7C6	6/1	25A6GT	7/6	7475	4/1	HLC	6/1	ECL82	6/1
LD8	6/1	6C8K	12/1	7C7	6/1	25A6GT	7/6	7475	4/1	HLC	6/1	ECL83	6/1
LD9	6/1	6C8L	12/1	7C8	6/1	25A6GT	7/6	7475	4/1	HLC	6/1	ECL84	6/1
LD10	6/1	6C8M	12/1	7C9	6/1	25A6GT	7/6	7475	4/1	HLC	6/1	ECL85	6/1
LD11	6/1	6C8N	12/1	7D0	6/1	25A6GT	7/6	7475	4/1	HLC	6/1	ECL86	6/1
LD12	6/1	6C8P	12/1	7D1	6/1	25A6GT	7/6	7475	4/1	HLC	6/1	ECL87	6/1
LD13	6/1	6C8Q	12/1	7D2	6/1	25A6GT	7/6	7475	4/1	HLC	6/1	ECL88	6/1
LD14	6/1	6C8R	12/1	7D3	6/1	25A6GT	7/6	7475	4/1	HLC	6/1	ECL89	6/1
LD15	6/1	6C8S	12/1	7D4	6/1	25A6GT	7/6	7475	4/1	HLC	6/1	ECL90	6/1
LD16	6/1	6C8T	12/1	7D5	6/1	25A6GT	7/6	7475	4/1	HLC	6/1	ECL91	6/1
LD17	6/1	6C8U	12/1	7D6	6/1	25A6GT	7/6	7475	4/1	HLC	6/1	ECL92	6/1
LD18	6/1	6C8V	12/1	7D7	6/1	25A6GT	7/6	7475	4/1	HLC	6/1	ECL93	6/1
LD19	6/1	6C8W	12/1	7D8	6/1	25A6GT	7/6	7475	4/1	HLC	6/1	ECL94	6/1
LD20	6/1	6C8X	12/1	7D9	6/1	25A6GT	7/6	7475	4/1	HLC	6/1	ECL95	6/1
LD21	6/1	6C8Y	12/1	7E0	6/1	25A6GT	7/6	7475	4/1	HLC	6/1	ECL96	6/1
LD22	6/1	6C8Z	12/1	7E1	6/1	25A6GT	7/6	7475	4/1	HLC	6/1	ECL97	6/1
LD23	6/1	6C9A	12/1	7E2	6/1	25A6GT	7/6	7475	4/1	HLC	6/1	ECL98	6/1
LD24	6/1	6C9B	12/1	7E3	6/1	25A6GT	7/6	7475	4/1	HLC	6/1	ECL99	6/1
LD25	6/1	6C9C	12/1	7E4	6/1	25A6GT	7/6	7475	4/1	HLC	6/1	ECL100	6/1
LD26	6/1	6C9D	12/1	7E5	6/1	25A6GT	7/6	7475	4/1	HLC	6/1	ECL101	6/1
LD27	6/1	6C9E	12/1	7E6	6/1	25A6GT	7/6	7475	4/1	HLC	6/1	ECL102	6/1
LD28	6/1	6C9F	12/1	7E7	6/1	25A6GT	7/6	7475	4/1	HLC	6/1	ECL103	6/1
LD29	6/1	6C9G	12/1	7E8	6/1	25A6GT	7/6	7475	4/1	HLC	6/1	ECL104	6/1
LD30	6/1	6C9H	12/1	7E9	6/1	25A6GT	7/6	7475	4/1	HLC	6/1	ECL105	6/1
LD31	6/1	6C9I	12/1	7F0	6/1	25A6GT	7/6	7475	4/1	HLC	6/1	ECL106	6/1
LD32	6/1	6C9J	12/1	7F1	6/1	25A6GT	7/6	7475	4/1	HLC	6/1	ECL107	6/1
LD33	6/1	6C9K	12/1	7F2	6/1	25A6GT	7/6	7475	4/1	HLC	6/1	ECL108	6/1
LD34	6/1	6C9L	12/1	7F3	6/1	25A6GT	7/6	7475	4/1	HLC	6/1	ECL109	6/1
LD35	6/1	6C9M	12/1	7F4	6/1	25A6GT	7/6	7475	4/1	HLC	6/1	ECL110	6/1
LD36	6/1	6C9N	12/1	7F5	6/1	25A6GT	7/6	7475	4/1	HLC	6/1	ECL111	6/1
LD37	6/1	6C9O	12/1	7F6	6/1	25A6GT	7/6	7475	4/1	HLC	6/1	ECL112	6/1
LD38	6/1	6C9P	12/1	7F7	6/1	25A6GT	7/6	7475	4/1	HLC	6/1	ECL113	6/1
LD39	6/1	6C9Q	12/1	7F8	6/1	25A6GT	7/6	7475	4/1	HLC	6/1	ECL114	6/1
LD40	6/1	6C9R	12/1	7F9	6/1	25A6GT	7/6	7475	4/1	HLC	6/1	ECL115	6/1
LD41	6/1	6C9S	12/1	7G0	6/1	25A6GT	7/6	7475	4/1	HLC	6/1	ECL116	6/1
LD42	6/1	6C9T	12/1	7G1	6/1	25A6GT	7/6	7475	4/1	HLC	6/1	ECL117	6/1
LD43	6/1	6C9U	12/1	7G2	6/1	25A6GT	7/6	7475	4/1	HLC	6/1	ECL118	6/1
LD44	6/1	6C9V	12/1	7G3	6/1	25A6GT	7/6	7475	4/1	HLC	6/1	ECL119	6/1
LD45	6/1	6C9W	12/1	7G4	6/1	25A6GT	7/6	7475	4/1	HLC	6/1	ECL120	6/1
LD46	6/1	6C9X	12/1	7G5	6/1	25A6GT	7/6	7475	4/1	HLC	6/1	ECL121	6/1
LD47	6/1	6C9Y	12/1	7G6	6/1	25A6GT	7/6	7475	4/1	HLC	6/1	ECL122	6/1
LD48	6/1	6C9Z	12/1	7G7	6/1	25A6GT	7/6	7475	4/1	HLC	6/1	ECL123	6/1
LD49	6/1	6C0A	12/1	7G8	6/1	25A6GT	7/6	7475	4/1	HLC	6/1	ECL124	6/1
LD50	6/1	6C0B	12/1	7G9	6/1	25A6GT	7/6	7475	4/1	HLC	6/1	ECL125	6/1

EY81	7/1	PC88	9/6	R17	17/6	U52	4/9	AC165	5/1	BD119	9/1	GET874	OC38	11/6	
EY83	8/3	PC89	9/6	R18	9/6	U76	4/9	AC166	5/1	BFY50	4/1	GET88210/	OC41	10/1	
EY84	7/6	PC89	9/6	R19	6/6	U78	3/6	AC167	12/1	BFY51	4/1	GET88210/	OC42	6/9	
EY85	6/1	PC89	11/6	R22	7/6	U107	18/3	AC168	7/6	BFY52	4/6	GET887	OC43	12/6	
EY87	6/1	PC89	11/6	RK34	9/1	U191	12/6	AC169	6/6	BFY54	5/1	GET889	OC44	2/1	
EY88	7/6	PC89	8/1	SP13C	12/6	U251	18/1	AC176	11/1	BFY59	5/1	GET890	OC44PM	5/3	
EY91	3/1	PCF86	8/6	SP42	12/6	U281	8/1	AC177	5/6	BFY63	4/1	GET896	OC45	1/9	
EZ35	5/1	PCF801	7/1	SP61	3/3	U282	8/1	AC177	3/3	BFY67	2/6	GET897	OC45M	8/1	
EZ40	7/3	PCF802	9/1	TDD2A12/6	U301	11/1	AC178	3/3	BFY73	2/6	GET898	OC46	3/1		
EZ41	7/3	PCF805	8/9	TDD4	8/3	U329	16/1	AC179	3/3	BFY80	12/1	GET898	OC46	22/6	
EZ42	6/1	PCF806	11/6	TH4B	10/1	U403	6/6	AC182	3/6	BFY81	8/1	GET898	OC70	2/3	
EZ81	4/6	PCF808/12/6	TR33	U404	7/6	U404	7/6	AC183	3/6	BFY84	5/1	GET898	OC71	2/1	
EZ90	3/6	PCL1	9/1	TP2820	8/9	U801	17/6	AC183	3/6	BFY84	5/1	GET898	OC72	2/1	
FW4/500/6	PCL2	8/7	TY86F	12/2	VP2	3/8	AC188	4/1	BY100	3/1	GET898	OC73	16/1		
FW4/800	PCL3	8/9	UABC80	5/9	VP2B	9/8	AD140	8/1	BY100	3/1	GET898	OC74	2/6		
ECH21	PCL4	7/6	UAF42	9/6	VP4	14/6	AD149	8/1	BY101	11/6	M1	2/10	OC75	2/1	
ECH33	PCL5	8/3	UB41	6/6	VP4A	14/6	AD161	9/1	BY105	10/6	M3	2/10	OC76	2/1	
ECH35	PCL6	8/3	UB41	6/6	VP4B	10/6	AD162	9/1	BY114	6/6	OAS	5/6	OC77	2/6	
ECH42	PCL8	8/3	UB41	6/6	VP4C	10/6	AD162	9/1	BY114	6/6	OAS	5/6	OC78	3/1	
ECH51	PCL8	8/3	UB41	6/6	VP4C	10/6	AD162	9/1	BY114	6/6	OAS	5/6	OC78	3/1	
ECH83	GZ34	10/1	PCL8	15/1	UBC81	7/1	VP13C	5/1	AF102	18/1	BY128	6/6	OC78	3/1	
ECH84	GZ37	14/6	PCL8	15/1	UBC81	7/1	VP13C	5/1	AF102	18/1	BY128	6/6	OC78	3/1	
ECH85	HLC	6/6	HABC80	8/1	PEN45DD	UBF89	6/9	VP23	2/6	AF115	3/1	BY236	4/1	OC78D	3/1
ECL82	HLC	7/6	HLC	7/6	UB21	9/1	VR105	5/1	AF116	3/1	BY238	4/1	OC78	3/1	
ECL83	HLC	7/6	HLC	7/6	UB21	9/1	VR105	5/1	AF116	3/1	BY238	4/1	OC78	3/1	
ECL84	HLC	7/6	HLC	7/6	UB21	9/1	VR105	5/1	AF116	3/1	BY238	4/1	OC78	3/1	
ECL85	HLC	7/6	HLC	7/6	UB21	9/1	VR105	5/1	AF116	3/1	BY238	4/1	OC78	3/1	
ECL86	HLC	7/6	HLC	7/6	UB21	9/1	VR105	5/1	AF116	3/1	BY238	4/1	OC78	3/1	
ECL87	HLC	7/6	HLC	7/6	UB21	9/1	VR105	5/1	AF116	3/1	BY238	4/1	OC78	3/1	
ECL88	HLC	7/6	HLC	7/6	UB21	9/1	VR105	5/1	AF116	3/1	BY238	4/1	OC78	3/1	
ECL89	HLC	7/6	HLC	7/6	UB21	9/1	VR105	5/1	AF116	3/1	BY238	4/1	OC78	3/1	
ECL90	HLC	7/6	HLC	7/6	UB21	9/1	VR105	5/1	AF116	3/1	BY238	4/1	OC78	3/1	
ECL91	HLC	7/6	HLC	7/6	UB21	9/1	VR105	5/1	AF116	3/1	BY238	4/1	OC78	3/1	
ECL92	HLC	7/6	HLC	7/6	UB21	9/1	VR105	5/1	AF116	3/1	BY238	4/1	OC78	3/1	
ECL93	HLC	7/6	HLC	7/6	UB21	9/1	VR105	5/1	AF116	3/1	BY238	4/1	OC78	3/1	
ECL94	HLC	7/6	HLC	7/6	UB21	9/1	VR105	5/1	AF116	3/1	BY238	4/1	OC78	3/1	
ECL95	HLC	7/6	HLC	7/6	UB21	9/1	VR105	5/1	AF116	3/1	BY238	4/1	OC78	3/1	
ECL96	HLC	7/6	HLC	7/6	UB21	9/1	VR105	5/1	AF116	3/1	BY238	4/1	OC78	3/1	
ECL97	HLC	7/6	HLC	7/6	UB21	9/1	VR105	5/1	AF116	3/1	BY238	4/1	OC78	3/1	
ECL98	HLC	7/6	HLC	7/6	UB21	9/1	VR105	5/1	AF116	3/1	BY238	4/1	OC78	3/1	
ECL99	HLC	7/6	HLC	7/6	UB21	9/1	VR105	5/1	AF116	3/1	BY238	4/1	OC78	3/1	
ECL100	HLC	7/6	HLC	7/6	UB21	9/1	VR105	5/1	AF116	3/1	BY238	4/1	OC78	3/1	
ECL101	HLC	7/6	HLC	7/6	UB21	9/1	VR105	5/1	AF116	3/1	BY238	4/1	OC78	3/1	
ECL102	HLC	7/6	HLC	7/6	UB21	9/1	VR105	5							

SERVICE TRADING CO

Postage and Carriage shown below are inland only. For Overseas please ask for quotation. We do not issue a catalogue or list.

50K 45 TURN PRECISION WIREWOUND CONTROL Fly leads. $1\frac{1}{2} \times \frac{1}{2} \times \frac{1}{16}$ in. made by M.E.C. Ltd. 10/- post paid

LATEST TYPE SELENIUM BRIDGE RECTIFIERS

30 volt 3 amp., 11/-, plus 2/6 P. & P.
30 volt 5 amp., 16/-, plus 2/6 P. & P.

MOVING COIL HEADPHONE AND MIKE

Soft rubber ear-pieces with M/C Mike fitted 5-way plug as on No. 19 set. New, in maker's packing, 16/6, plus 3/6 C. & P.

A.C. AMMETERS 0-1, 0-5, 0-10, 0-15, 0-20 amp. F.R.

2 1/2 in. dia. All at 21/- each.

A.C. VOLTMETERS 0-25 v., 0-50 v., 0-150 v. M.I

2 1/2 in. Flush round all at 21/- each. P. & P. extra.

0-300 v. A.C. Rect. M-Coil 2 1/2 in. 29/-

0-300 v. A.C. Rect. M-Coil 3 1/2 in. Type W23 55/-

MINIATURE UNISELECTOR

3 banks of 11 positions, plus homing bank. 40 ohm coil. 24-36 v. D.C. operation. Carefully removed from equipment and tested. 22/6, plus 2/6 P. & P.

UNISELECTOR SWITCHES

NEW 4 BANK 25 WAY

25 ohm coil, 24 v. D.C. operation. £5/17/6, plus 2/6 P. & P.

8-BANK 25-WAY FULL WIPER

24 v. D.C. operation, £7/12/6, Plus 4/- P. & P.

RELAYS

BULK PURCHASE ENABLES US TO OFFER THE FOLLOWING NEW SIEMENS PLESSEY, etc. MINIATURE PLUG IN RELAYS COMPLETE WITH BASE, AT A FRACTION OF MAKER'S PRICE

COIL	WORKING VOLTAGE	CONTACTS	PRICE
280	6-12	2 c/o	14/6
280	9-18	4 c/o	15/6
280	12-24	2 c/o	12/6
700	16-24	4 c/o	15/6
700	16-24	4M 2B	12/6
1250	20-40	2 c/o Heavy Duty	12/6
2500	30-50	2 c/o Heavy Duty	12/6
5800	50-70	4 c/o	10/-
9000	40-70	2 c/o	10/-

POST PAID

SEALED RELAY

230 VOLT AC COIL Two change over 5 amp contacts. Plug-in I.O. Base. Price 14/6d. Incl. base. Post Paid.

SANGAMO WESTON

Dual range voltmeter. 0-5 and 0-100 v. D.C. FSD 1 mA. In carrying case with tests prods and leads. 32/6. P. & P. 3/6.

GALVANOMETER

300-0-300 microamp. Calibrated 30-0-30. Mounted in sloping front case £2/10/-, P. & P. 3/6 D.C. Voltmeter 0-3 V and 0-15. V £2 plus 3/6 P. & P. D.C. Ammeter 0-6 amp. and 0-3 amp. £2, 3/6 P. & P. The set of 3 matching instruments £6, P. & P. 6/6.

230/250 v. A.C. SOLENOID

Heavy duty type. Approx. 3lb. pull. 17/6 plus 2/6 P. & P.

12/24 v. D.C. SOLENOID

Approx. 8 oz. push, 8/6 plus 1/6 P. & P.

VAN DE GRAAF ELECTROSTATIC GENERATOR

fitted with motor drive for 230 v. A.C. giving a potential of approx. 50,000 volts. Supplied absolutely complete including accessories for carrying out a number of interesting experiments, and full instructions. This Instrument is completely safe, and ideally suited for School demonstrations. Price £7/7/-, plus 4/- P. & P. L't. on req.

L.T. TRANSFORMERS

All primaries 220-240 volts.

Type No.	Sec. Taps	Price	Carr.
1	30, 32, 34, 36 v. at 5 amps.	£4 5 0	6/-
2	30, 40, 50 v. at 5 amps.	£6 5 0	6/6
3	10, 17, 18 v. at 10 amps.	£4 10 0	4/6
4	6, 12 v. at 20 amps.	£5 17 6	6/6
5	17, 18, 20 v. at 20 amps.	£6 12 6	6/6
6	6, 12, 20 v. at 20 amps.	£6 5 0	7/6
7	24 v. at 10 amps.	£4 15 0	5/6
8	4, 6, 24, 32 v. at 12 amps.	£6 10 0	6/6

LIGHT SENSITIVE SWITCHES

Kit and parts including ORP.12 Cadmium Sulphide Photo cell. Relay Transistor and Circuit. Now supplied with new Siemens High Speed Relay for 6 or 12 volt operations. Price 25/-, plus 2/6 P. & P. ORP 12 and Circuit 10/- post paid.



220/240 A.C. MAINS MODEL

Incorporates mains transformer rectifier and special relay with 3 x 5 amp. mains c/o contacts. Price inc. circuit 47/6, plus 2/6 P. & P.

PHOTO ELECTRONIC COUNTER

Can be set for counts of up to 500 per minute. 210-250 v. A.C. powered. Kit of Components, including photo cell, high speed non-resettable counter, transformer, relay, etc., together with clear circuit diagram, £37/6, plus 3/6 P. & P. With resettable counter, £42/6, P. & P. 3/6.

LIGHT SOURCE AND PHOTO CELL MOUNTING

Precision engineered light source with adjustable lens assembly and ventilated lamp housing to take MBC bulb. Separate photo cell mounting assembly for ORP.12 or similar cell with optic window. Both units are single hole fixing. Price per pair £2/15/0 plus 3/6 P. & P.



ULTRA VIOLET BULBS

Easy to use source of U.V. for dozens of practical and experimental uses.

12 volt 36 watt A.C./D.C. SBC. 6/6. P. & P. 1/-
12 volt 60 watt A.C./D.C. SBC 8/6. P. & P. 1/-
Transformer to suit the above. Input 200-240 v. A.C. 12 volt 36 watt, 21/-, P. & P. 2/6. Input 200-240 v. A.C. 12 volt 60 watt, 27/-, P. & P. 3/6. Set of 4 Colours FLUORESCENT PAINT. Red, yellow, green and cerise. In 1 oz. jars. Ideal for use with the above Ultra Violet Bulbs, 11/- plus 2/6 P. & P.

200/250 v. AC HORSTMAN

20AMP TIME SWITCH

2 on/off every 24 hrs. at any pre-set time. Fitted in metal case 36 hr. spring reserve. Used but fully tested. Fraction of maker's price. £3.19.6 plus 4/6d. post and pack.



COPPER LAMINATE PRINTED CIRCUIT BOARD.

Large sheet 15 1/2 x 5 1/2 in. Price 3/9, 3 for 10/- post paid.

SPECIAL OFFER

ELLIOTT PEN RECORDER

V 230 series. Movement 1ma. fsd. Resistance 1,000 ohm. Clockwork chart mechanism, giving a chart speed of 12in. per hour with 36 hours continuous running time. Offered tested, and in sound working order.



Our price £14/10/0!

carr. B.R.S. 15/-.

AUTO TRANSFORMERS.

Step up, step down. 110-200-220-240 v. Fully shrouded. New. 300 watt type, £3 each. P. & P. 4/6. 500 watt type, £4/2/6 each. P. & P. 6/6. 1,000 watt type, £5/5/- each. P. & P. 7/6.

230 VOLT A.C. GEARED MOTORS

Type D15G 5 r.p.m. 1.7lb. inch, £2/9/6, P. & P. 3/-
Type B16G 80 r.p.m. .26lb. inch, £2/2/-, P. & P. 3/-
Type D16G 13 r.p.m. 1.45lb. inch, £2/17/6. P. & P. 3/-.

DRY REED SWITCHES

New special offer of Dry Reed Switches, 1/2 amp. contact, 1 1/2 x 1 1/4 in., 4 for 10/-, post paid.

SEMI-AUTOMATIC "BUG" SUPER SPEED MORSE KEY

7 adjustments, precision toolled, speed adjustable 10 w.p.m. to as high as desired. Weight 2 1/2 lb. £4/12/6 post paid.



A.C. CONTACTOR

2 make and 2 break (or 2 c/o) 15 amp. contacts. 230/240 v. A.C. operation. Brand new. 22/6 plus 1/- P. & P.



CONDENSERS

New at a fraction of maker's price.
2,500 mfd. 100 v... 12/6
110,000 mfd. 35 v... 15/-
4,000 mfd. 25 v... 10/-
4,000 mfd. 50 v... 15/-

220/240v. A.C. COOLING UNIT

2,300 r.p.m. 6in. blade size. Smooth powerful motor. All metal construction. Continuously rated. Individually tested. Offered at fraction of maker's price, £2/15/-, P. & P. 7/6.



100 WATT POWER RHEOSTATS

(NEW) Ceramic construction, winding embedded in Vitreous Enamel, heavy duty brush assembly designed for continuous duty. AVAILABLE FROM STOCK IN THE FOLLOWING II VALUES:

1 ohm 10a., 5 ohm 4.7a., 10 ohm 3a., 25 ohm 2a., 50 ohm 1.4a., 100 ohm 1a., 250 ohm 7a., 500 ohm 45a., 1,000 ohm 280mA., 1,500 ohm 230mA., 2,500 ohm .2a. Diameter 3 1/2 in. Shaft length 2 in. dia. 1 1/2 in., 27/6. P. & P. 1/6.
50 WATT 1 1/2/10/25/50/100/250/500/1,000/1,500/2,500 ohm, 21/-, P. & P. 1/6.
25 WATT 10/25/50/100/250/500/1,000/1,500/2,500 ohm, 14/6, P. & P. 1/6.

STROBE! STROBE! STROBE!

TWO EASY TO BUILD KITS USING XENON WHITE LIGHT FLASH TUBES. SOLID STATE TIMING + TRIGGERING CIRCUITS. PROVISION FOR EXTERNAL TRIGGERING.

230-250v. A.C. OPERATION. The Strobe is one of the most useful and interesting instruments in the laboratory or workshop. It is invaluable for the study of movement and checking of speeds. Many uses can be found in the psychiatric and photographic fields, also in the entertainment business. It is used a great deal in the motor industry and is a real tool as well as an interesting scientific device.

EXPERIMENTERS "ECONOMY" KIT. 1 to 36 Flash per sec. All electronic components including Veroboard S.C.R. Unijunction Xenon Tube + instructions £5.5.0 plus 5/- P. & P.

INDUSTRIAL "ADVANCED" KIT. 1 to 80 Flash per sec. IDEAL FOR LABORATORY OR SCHOOL USE. Fully isolated from the mains supply by specially wound transformer. 500v. FLASH CIRCUIT and stabilised timing circuit. Higher output flash tube. Price £8.8.0 plus 7/6 P. & P.

6 1/2 INCH POLISHED REFLECTOR. Ideally suited for above Strobe Kits. Price 8/6 post paid.

SPECIAL OFFER OF 'AVO' MULTI METERS AND ACCESSORIES

AVO MODEL 7X PANCLIMATIC

Offered fully tested and in excellent condition. Complete with carrying case, leads and instructions. £14, plus 10/- Reg. Post.



"AVO" POWER AND DECIBEL EXTENSION UNIT

For Model 7 and 7X "AVO" Meters. This resistance box will permit values from 500 to 1,500 ohms to be obtained. Supplied complete with leads. £2/6d., p. & p. 4/6d.

"AVO" ELECTRONIC TEST UNIT

This is a companion unit for use with a signal generator and valve voltmeter to make a complete electronic lab. Measures loss, Q, Inductance Cap. Resonance. Minc condition. 65/-, p. & p. 10/-.

"AVO" 25000 D.C. MULTIPLIERS

For use with "AVO" electronic test unit. Complete with leads. New and Boxed. 21/-, p. & p. 6/6d.

"AVO" ZENER DIODE SELECTOR AND SUBSTITUTION METER

Contains eleven 1 watt zeners. 3.9-27v. New and complete with carrying case, leads and instructions. £3.5.0., p. & p. 4/6d.

PRECISION INTERVAL TIMER

From 0-30 seconds (repetitive). Jewelled balanced movement. Lever re-set. Operates 230 v. A.C. 5 amp. c/o micro-switch. Brand New 17/6 plus 2/6 P. & P.



INSULATED TERMINALS

Available in black, red, white, yellow, blue and green. New 17/- per doz. P. & P. 2/-.



ALL MAIL ORDERS. ALSO CALLERS AT:

57 BRIDGMAN ROAD, LONDON, W.4. Phone: 995 1560

Closed Saturdays.

SERVICE TRADING CO.

SHOWROOMS NOW OPEN

Many Bargains for the caller.

AMPLE PARKING

PERSONAL CALLERS ONLY

9 LITTLE NEWPORT STREET,

LONDON, W.C.2.

Tel.: GER 0576

1. ULTRASONIC CLEANERS



(Burndept B.E.352) 60 watt model. Supplied Brand New complete with stainless steel tank $9\frac{1}{2} \times 6\frac{1}{2} \times 4\frac{1}{2}$ in. £60. Carr. 20/-.

2. **FAST NEUTRON MONITORS** (Burndept 1407C) for measuring neutrons in the energy range 0.15-15 meV. £100.

3. **Radiation Monitors** (Burndept BN 110 MK. V) 0-5/50/500/5k. c.p.s. Brand new. £100. Alpha and Beta Gamma probes available at extra cost.

4. **PORTABLE RADIATION MONITORS** (Burndept BN 132) 0-5/50/500/5k. c.p.s. With built-in Gamma probe. Brand new. £50 complete with carrying harness.

S.A.E. for literature. 10% discount for Educational Authorities.

LARGE CAPACITY ELECTROLYTICS. 2,000 μ F. 150v.; 4,000 μ F. 90 v. 7/6 ea. 6,300 μ F. 63v.; 10,000 μ F. 30v.; 16,000 μ F. 15v.; 25,000 μ F. 15v. 10/- each. All $4\frac{1}{2} \times 2$ in. screw terminals. P.P. 1/- ea.

SPEAKER BARGAINS. E.M.I. 13x8 in. with double Tweeters 15 ohm, 65/-, P.P. 5/- . As above less tweeters 3 or 15 ohm, 45/- ea., P.P. 5/-.

FANE 12 in. 20 watt (Dual Cone), 95/-, P.P. 5/-.

CAR RADIO SPEAKER 7 x 4 in. 3/5 ohm. 15/- ea. P.P. 2/6

EXTRACTOR/BLOWER FANS (Papst)

100 c.f.m. $4\frac{1}{2} \times 4\frac{1}{2} \times 2$ in. 2800 r.p.m. Wonderful buy at 50/- ea.



SPEAKER SYSTEM (20x10x10 in.). Made to spec. from $\frac{1}{2}$ in. board. Finished in black leathercloth. 13x8 in. speaker with twin tweeters complete with cross-over. 50c/s-20k/c. £7.10. P.P. 10/-.

PHOTOMULTIPLIERS 6262 and 6262b. £15 ea.

SILICON DIODES RS220af 2/- ea., £1 doz.; RS240 3/- ea., 30/- doz.; RS280 4/- ea., 40/- doz.; IS103/BY100 4/- ea., 40/- doz.; RAS310af (avalanche) 6/- ea., 60/- doz.; IS413 5/- ea., 50/- doz.; RS610 10/- ea., RS640 20/- ea., RS812 40/- ea., RS845 60/- ea.

RE-SETTABLE HIGH SPEED COUNTER ($3 \times 1 \times \frac{1}{2}$ in.) 3 digit. 12/24/48v. (state which), 32/6 ea. P.P. 2/6.

HIGH SPEED MAGNETIC COUNTERS ($4 \times 1 \times 1$ in.) 4 digit. 6/12v. 24/48v. (state which), 6/6 ea. P.P. 1/-.



MINIATURE KEY SWITCHES. (P.O. Lever Type 1000), centre off. 2 c/o each way. 7/6 ea.

DEAC BATTERY PACKS ($5 \times 4\frac{1}{2} \times 1\frac{1}{2}$ in.) containing 3 cells giving 4 volts at 6a.h. 35/-, P.P. 5/-.

SOLARTRON PULSE GENERATORS (OPS 100C) 50c/s-1m/c. £60 each. Carriage 50/-.

WOBBULATORS TYPE 210 (Metrix) 0-220 M/c. Sweep width 1/2/5/10/20 m/c. £40. Carriage 30/-.

THYRISTOR LIGHT DIMMERS

500 watt Module 45/-
1000 watt Module 60/-
These modules may be fitted into standard socket boxes and made up into banks as required.



5 kW DIMMERS in metal cabinet £20 ea.

TRANSFORMERS

3 PHASE L.T. TRANSFORMERS (Gardners 'C' Core). Prim. 415v. Sec. 6.4v. 1.8A; 20v. 1.1A; 20v. 3.2A; 53v. 1.8A. Delta connected throughout. £6 ea. P.P. 10/-.

L.T. TRANSFORMERS Prim. 200/250v. Sec. 0-1/0-3/0-9/0-27v. 30 amp. £7.10. 15 amp. £5. P.P. 15/-.

L.T. TRANSFORMER Prim. 200/250v. Sec. 0/25/35v. 30 amp. £7.10. P.P. 20/-.

STEP-DOWN TRANSFORMERS Prim. 200/250v. Sec. 115v. 1.25 amps, 25/- ea. P.P. 5/-.

L.T. TRANSFORMERS Prim. 240v. Sec. 8/12/20/25v. 3.5 amp models 20/-; 5 amp model 25/-, P.P. 5/6.

L.T. TRANSFORMERS Prim. 240v. Sec. 14v. 1 amp 10/- ea. 1.8 amp 15/- ea. P.P. 2/6.

ELECTRIC SLOTMETERS (1/-) 25 amp. L.R. 240v. A.C. 85/- ea. P.P. 5/-.

QUARTERLY ELECTRIC CHECK METERS, 40 amp. 240v. A.C., 20/- ea. P.P. 5/-.

COPPER LAMINATE PRINTED CIRCUIT BOARD ($8\frac{1}{2} \times 5\frac{1}{2} \times \frac{1}{16}$ in.), 2/6 sheet, 5 for 10/-, Also $11\frac{1}{2} \times 6\frac{1}{2}$ in., 4/- ea., 3 for 10/-.

BULK COMPONENT OFFERS

100 Capacitors (latest types) 50pF to .5 μ F
250 Resistors $\frac{1}{4}$ and $\frac{1}{2}$ watt.
250 Resistors $\frac{1}{2}$ and 1 watt.
150 Hi-Stab Resistors, $\frac{1}{4}$, $\frac{1}{2}$ and 1 watt.
25 Vitreous W/W Resistors, 5%
12 Precision Resistors .1% (several standards included).
12 Precision Capacitors 1 and 2% (several standards included).
12 Electrolytics (miniature and standard sizes).
ANY ITEM 12/6. ANY 5 ITEMS 50/-.

TELEPHONE DIALS (New) 20/- ea.

Amplified TELEPHONE HANDSET (706) 27/6. P.P. 2/6.

EXTENSION TELEPHONE (Type 706) Black or 2 tone Grey. 65/-, P.P. 5/-.

UNISELECTORS (Brand new) 25-way 75 ohm. 8 bank $\frac{1}{2}$ wipe 65/-, 10 bank $\frac{1}{2}$ wipe 75/-.



COMPUTER LOGIC BOARDS. Containing 4 2G240, 10 2N1301, 2 2S103, etc. 30/- ea.
BOARD containing 14 BC211, 2 OC122, 2 trimpots, etc. 20/- ea.

CONTINUOUS LEVEL MONITORS (Burndept BE307) complete with Sensing Probe. £25.

Transistorised PROXIMITY SWITCHES (Burndept BE315) sensing speed 120 per min. £16.

LEVEL CONTROLLER (Burndept BE305). £8.

LIGHT SWITCH. COUNTER. (Burndept BE290) 750 Interruption per min., comprises: Light Source, Sensing Head, Control Unit. £15.

S.A.E. Literature.

COLD CATHODE TUBES (Hlvac XC25) 2/- ea. Quantity quotations on request.

PATRICK & KINNIE

81 PARK LANE · ROMFORD · ESSEX

ROMFORD 44473

LATEST RELEASE OF RCA COMMUNICATION RECEIVERS AR88



BRAND NEW and in original cases—A.C. mains input. 110V or 250V. Freq. in 6 bands 535 Kc/s-32 Mc/s. Output impedance 2.5-600 ohms. Complete with crystal filter, noise limiter, B.F.O., H.F. tone control, R.F. & A.F. variable controls. Price £87/10/- each, carr. £2.

Same model as above in secondhand cond. (guaranteed working order), from £45 to £60, carr. £2.

SET OF VALVES: new, £3/10/- a set, post 7/6; available with Receiver only. **SPEAKER:** new, £3 each, post 10/-.

HEADPHONES: new, £1/5/- a pair, 600 ohms impedance. Post 5/-.


AR88 SPARES. Antenna Coils L5 and 6 and L7 and 8. Oscillator coil L55. Price 10/- each, post 2/6. RF Coils 13 & 14; 17 & 18; 23 & 24; and 27 and 28. Price 12/6 each. 2/6 post. By-pass Capacitor K.98034-1, 3x0.05 mfd. and M.980344, 3x0.1 mfd., 3 for 10/-, post 2/6. Trimmers 95534-502, 2-20 p.f. Box of 3, 10/-, post 2/6. Block Condenser, 3x4 mfd., 600 v., £2 each, 4/- post. Output transformers 901666-501 27/6 each, 4/- post.

S.A.E. for all enquiries. If wishing to call at Stores, please telephone for appointment.

W. MILLS

3-B TRULOCK ROAD, TOTTENHAM, N.17

Phone: Tottenham 9213



MARCONI SIGNAL GENERATORS

TYPE TF-144G

Freq. 85Kc/s-25Mc/s in 8 ranges. Incremental: +/— 1% at 1Mc/s. Output: continuously variable 1 microvolt to 1 volt. Output Impedance: 1 microvolt to 100 millivolts, 10 ohms 100mV-1 volt-52.5 ohms. Internal Modulation: 400 c/s sinewave 75% depth. External Modulation: Direct or via internal amplifier. A.C. mains 200/250V, 40-100 c/s. Consumption approx. 40 watts. Measurements: $19\frac{1}{2} \times 12\frac{1}{2} \times 10$ in. The above come complete with Mains Leads, Dummy Aerial with screened lead, and plugs. As New, in Manufacturer's cases, £40 each. Carr. 30/-.

DISCOUNT OF 10% FOR SCHOOLS, TECHNICAL COLLEGES, etc.

HRO RECEIVER, Model 5T. This is a famous American High Frequency superhet, suitable for CW, and MCW, reception crystal filter, with phasing control. AVC and signal strength meter. Freq. range 50 kc/s. to 30 mc/s., with set of nine coils. Complete HRO 5T SET (Receiver, Coils and Power Unit) for £30, plus 30/- carr.

COMMAND RECEIVERS; Model 6-9 Mc/s., as new, price £5/10/- each, post 5/-.

COMMAND TRANSMITTERS, BC-458: 5.3-7 Mc/s., approx. 25W output, directly calibrated. Valves 2 x 1625 PA; 1 x 1626 osc.; 1 x 1629 Tuning Indicator; Crystal 6,200 Kc/s. New condition—£3/10/- each, 10/- post. (Conversion as per "Surplus Radio Conversion Manual, Vol. No. 2," by R. C. Evenson and O. R. Beach.)

BC-433G COMPASS RECEIVER; Freq. 200-1,750 Kc/s. in 3 bands, suitable for aircraft, boats, etc. Complete with 15 valves, power supply input 24 v. D.C. at 2 amps. Receiver only £5 each, carr. 15/-.

ROTARY TRANSFORMERS: 24 v. input, 175 v. at 40mA output, 25/-, plus 2/- post. 12 v. input, 225 v. at 100 mA output, 25/-, plus 3/- post (All the above are D.C. only).

ROTARY CONVERTERS: Type 8a, 24 v D.C., 115 v A.C. @ 1.8 amps, 400 c/s 3 phase, £6/10/- each, 8/- post. Converter 12 v D.C. input, 110 v A.C., 60 c/s @ 2.73 amps. 0.300 Kva, £15 each, carr. £1. Converter 230 v D.C. input, 115 v output 60 c/s @ 2.73 amps. 0.300 Kva, £15 each, carr. £1.

CONDENSERS: 10 mfd. 1,000 v., 12/6, post 2/6. 8 mfd. 1,200 v, 12/6, post 3/- 8 mfd. 600 v, 8/6, post 2/6. 0.25 mfd. 2 Kv, 4/-, post 1/6. 150 mfd. 300 v A.C. £7/10/- each, carr. 15/- 0.25 mfd. 32,000 v, £7/10/- each, carr. 15/-.

AERIAL MASTS: 40 ft., complete with base, £10 each. Carr. £2.

RACK CABINETS: 6 ft. by 19 in., and 16 in. depth, with rear door and safety switch, £5, carr. £2.

AVO MULTIRANGE No. 1 ELECTRONIC TEST SET: £25 each, carr. £1.

AVOMETERS: Model 47A, £9/19/6 each, 10/- post. Model 7x, £13/10/- each, 10/- post. Excellent secondhand cond. (Meters only). (Batteries and Leads extra—at cost).

OSCILLOSCOPE Type 13A, 100/250 v. A.C. Time base 2 c/s.-750 Kc/s. Bandwidth up to 5 Mc/s. Calibration markers 100 Kc/s. and 1 Mc/s. Double Beam tube. Reliable general purpose scope, £22/10/- each, 30/- carr.

COSSAR 1035 OSCILLOSCOPE, £30 each, 30/- carr.

RELAYS: Relay Unit (with 9 American relays) 24 v. D.C., 250 ohm coils, heavy duty, M. & B. 30/- each, 4/- post. GPO Type 600, 10 relays @ 300 ohms with 2M and 10 relays @ 50 ohms with 1M, £2 each, 6/- post. 12 Small American Relays, mixed types £2, post 4/-.

CALIBRATION TACHOMETER Mk. II: Maxwell Bridge Type 6C/869 £25 each, £2 carr.

ROTAX VARIAC & METER UNIT: Type 5G.3281. Reading 0-40 v., 0-40 mA and 0.5 amps., all on 275 deg. scales, £30 each, £2 carr.

HEWLETT PACKARD TYPE 400C: 115 v./230 v. input 50/60 c/s. Freq. range 20 c/s-2 Mc/s. Voltage range: 1mV-300 v. in 12 ranges. Input impedance 10 megohms. Designed for rack mounting, £30 each, carr. 15/-.

TCS MODULATION TRANSFORMERS, 20 watts, pr. 6,000 C.T., sec. 6,000 ohms. Price 25/-, post 5/-.

AUTOMATIC PILOT UNIT Mk. 2. This complex unit of diodes and valves, relays, magnetic clutches, motors and plug-in amplifiers, with many other items, price £7/10/-, £1 carriage.

FOR EXPORT ONLY: B44 Transceiver Mk. III. Crystal control, 60-95 Mc/s. **AMERICAN EQUIPMENT:** 5C-640 Transmitter, 100-156 Mc/s., 50 watt output. For 110 or 230 v. operation. ARC 27 transceivers, 28 v. D.C. input. Also have associated equipment. BC-375 Transmitter. BC-778 Dinghy transmitter. SCR-522 transceiver. Power supply, PP893/GRC 32A; Filter D.C. Power Supply F-170/GRC 32A; Cabinet Electrical CY 1288/GRC 32A; Antenna Box Base and Cables CY 728/GRC; Mast Erection Kits, 1186/GRC; Directional Antenna CRD.6; Comparator Unit, CM.23; Directional Control CRD.6, 567/CRD and 568/CRD; Azimuth Control Units, 260/CRD. Test Set URM.44, complete with Signal Generator TS.622/U.

VARIABLE POWER UNIT: complete with Zenith variac 0-230 v., 9 amps.; 2 1/2 in. scale meter reading 0-250 v. Unit is mounted in 19 in. rack, £16/10/- each, 30/- carr.

SOLENOID UNIT: 230 v. A.C. input, 4 pole, 15 amp contacts, £2/10/- each, post 6/-.

CONTROL PANEL: 230 v. A.C., 24 v. D.C. @ 2 amps., £2/10/- each, carr. 12/6.

AUTO TRANSFORMER: 230-115 v.; 1,000 w, £5 each, carr. 12/6. 230-115 v.; 300VA, £3 each, carr. 10/-.

OHMITE VARIABLE RESISTOR: 5 ohms, 5 1/2 amps; or 2.6 ohms at 4 amps. Price (either type) £2 each, 4/6 post each.

POWER SUPPLY UNIT PN-12B: 230 v. A.C. input, 395-0-395 v. output @ 300 mA. Complete with two x 9H chokes and 10 mfd. oil filled capacitors. Mounted in 19 in. panel, £6/10/- each, £1 carr.

TX DRIVER UNIT: Freq. 100-156 Mc/s. Valves 3 x 3C24's; complete with filament transformer 230 v. A.C. Mounted in 19 in. panel, £4/10/- each, 15/- carr.

POWER UNIT: 110 v. or 230 v. input switched; 28 v. @ 45 amps. D.C. output. Wt. approx. 100 lbs., £17/10/- each, 30/- carr. SMOOTHING UNITS suitable for above £7/10/- each, 15/- carr.

SIGNAL GENERATORS:

MARCONI TF-144G: freq. 85 Kc/s-25 Mc/s, internal and external modulation, power supplies 200/250 v. A.C. (secondhand cond), price £25 ea.; carr. 30/-.

CT53. Freq. range 8.9-300 Mc/s. with Calibration chart. Output 1µV-100 mV. internal square wave and sinewave modulation at 100 c/s., external modulation 50 c/s-10 Kc/s., 230 v. A.C. Complete with chart, etc., price £27/10/- ea., carr. £1.

MARCONI CT218: price £65 each, carr. 30/-.
CT.480 and 478: 1.3-4.2 Mc/s., F.M. or A.M., price £75 each, carr. 30/-.

NIFE BATTERIES: 6 v. 75 amps., new, in cases, £15 each, £1 carr.; 4 v. 160 amps, new, in cases, £20 each, £1/10/- carr. L.R.7 Cells, only 1.5 v. 75 amps., new, £3 each, 12/- carr. The above batteries are low resistance designed to give a heavy surge for starting and can be stored for long periods without any effect to their performance.

FUEL INDICATOR Type 113R: 24 v. complete with 2 magnetic counters 0-9999, with locking and reset controls mounted in a 3 in. diameter case. Price 30/- each, postage 5/-.

UNISELECTORS (ex equipment): 5 Bank, 50 Way, alternate wipe, £2/5/- ea. 6 Bank, 25 Way, alternate wipe, £2/2/6 ea., 6 Bank, 25 Way, £2 ea. 4 Bank, 25 Way, 35/- ea. All the above are 75 ohm coil. Postage 4/- per uniselector.

FREQUENCY METERS: LM13 or BC-221; 125-20,000 Kc/s., £25 each, carr. 15/- TS.175/U, £75 each, carr. £1. TS323/UR, 20-450 Mc/s., £75 each, carr. 15/- FR-67/U: This instrument is direct reading and the results are presented directly in digital form. Counting rate: 20-100,000 events per sec. Time Base Crystal Freq.: 100 Kc/s. per sec. Power supply: 115 v., 50/60 c/s., £100 each, carr. £1.

CT.49 ABSORPTION AUDIO FREQUENCY METER: freq. range 450 c/s-22 Kc/s., directly calibrated. Power supply 1.5 v.-22 v. D.C. £12/10/- each, carr. 15/-.

CATHODE RAY TUBE UNIT: With 3 in. tube, colour green, medium persistence complete with nu-metal screen, £3/10/- each, post 7/6.

APNI ALTIMETER TRANS./REC., suitable for conversion 420 Mc/s., complete with all valves 28 v. D.C. 3 relays, 11 valves, price £3 each, carr. 10/-.

GEARED MOTORS: 24 v. D.C., current 150 mA, output 1 r.p.m., 30/- each, 4/- post. Assembly unit with Letcherbar Tuning Mechanism and potentiometer, 3 r.p.m., £2 each, 5/- post.

MOTORISED ACTUATOR: 115 v. A.C. 400 c/s. single phase, reversible, thrust approx. 3 inches complete with limit switches, etc. Price £2/10/- each, postage 5/- (ex equipment).

Actuator Type SR-43: 28 v. D.C. 2,000 r.p.m., output 26 watts, 5 inch screw thrust, reversible, torque approx. 25 lbs., rating intermittent, price £3 each, post 5/-.

SYNCHROS: and other special purpose motors available. British and American ex stock. List available 6d.

Model PM-4: 28 v. D.C. @ 2 amps., 4,500 r.p.m., output 40 watts continuous duty complete with magnetic brake. Price £2 each, postage 4/-.

Model SR-2: 28 v. D.C. 7,000 r.p.m., duty intermittent, output 75 watts, price 25/- each, postage 4/-.
A.C. Motor 115 v. 50 c/s. 1/300 H.P., 3,000 r.p.m. Capacitor 1mfd., 25/- post 3/-. Dalmotor SC5, 28 v. D.C. at 45 amps; 12,000 r.p.m. output 750 W. (approx. 1 h.p.), brand new, £2/10/- each, post 7/6.

MARCONI NOISE GENERATOR TF-987/1; Used to determine noise factor of a.m. and f.m. receivers. Designed for 230 v. a.c. operation. In used condition, £20 each, carr. £1.

MARCONI TF-956 (CT.44) AUDIO FREQUENCY ABSORPTION WATTMETER; Large clear 6 in. scale. 1 microW. to 6W. £25 each. Carr. 15/-.

MARCONI DIVERSITY RECEIVERS; Consisting of 2 x CR.150's and associated equipment. £175 each. Carr. £5.

CANADIAN C52 TRANS/REC.: Freq. 1.75-16 Mc/s on 3 bands. R.T., M.C.W. and C.W. Crystal calibrator etc., power input 12V. D.C., new cond., complete set £50. Used condition working order £25. Carr. on both types £2/10/- Transmitter only £7/10/- (few only) Carr. 15/- Power Unit for Rec., new £3/5/- Used power units in working order £2/5/- Carr 10/-.

COAXIAL TEST EQUIPMENT: COAXSWITCH—Mnfrs. Bird Electronic Corp. Model 72RS; two-circuit reversing switch, 75 ohms, type "N" female connectors fitted to receive UG-21/U series plugs. New in ctns., £6/10/- each, post 7/6. **CO-AXIAL SWITCH—**Mnfrs. Transco Products Inc., Type M1460-22, 2 pole, 2 throw. (New) £6/10/- each, 4/6 post. 1 pole, 4 throw, Type M1460-4. (New) £6/10/- each, 4/6 post.

TERMALINE RESISTOR UNITS: type 82A/U, 5000W, freq. 0-3.3 KMC Max VSWR 1.2 Type "N" female connectors, etc. Brand new, £30 each, carr. 15/-.

PRD Electronic Inc. Equipment: STANDING WAVE DETECTOR: Type 219, 100-1,000 Mc/s. (New) £65 each, post 12/6. **FREQUENCY METER:** Type 587-A, 0.250-1.0 KMC/SEC. (New) £75 each, post 12/6. **FIXED ATTENUATOR:** Type 130c, 2.0-10.0 KMC/SEC. (New) £5 each, post 4/- **FIXED ATTENUATOR:** Type 1157S-1, (new) £6 each, post 5/-.

**CALLERS BY TELEPHONE
APPOINTMENT ONLY**

W. MILLS

3-B TRULOCK ROAD, TOTTENHAM, N.17

Phone: Tottenham 9213



NEW FROM ILIFFE

Colour Receiver Techniques

T. D. TOWERS, M.B.E., M.A. (Camb.), M.A. (Glasgow), B.Sc., C.Eng., M.I.E.E., A.M.I.E.R.E., F.C.P.S.

This book is based on 12 articles printed in 1967 in the "Wireless World" and is one of the first publications to give an account of current U.K. practice in the design of colour television receivers.

The style of this book is simple and clear, with a minimal use of mathematics, presenting a logical, easily assimilated guide to the complexities of colour television receivers, starting with a clear exposition of the characteristics of the U.K. PAL "swinging burst" signal.

The general plan of a colour receiver is discussed thoroughly before dealing with the designers of individual sections (including the aerial—treated as part of the receiver). After a chapter reviewing the sections in relation to a complete receiver, the book concludes with two essentially practical chapters on colour test equipment and servicing procedures.

**ILIFFE
BOOKS LTD.**

42 RUSSELL SQUARE
LONDON, W.C.1

CONTENTS

The Colour Television Signal
The Colour Tube
Colour Decoding "Matrix" Circuits
Sorting out the Colour Signals
Aerials for Colour Television
Colour TV Test Equipment

Elements of the Colour Television Receiver
Using a Three-coloured Pencil of Light
Replacing the Missing Colour Subcarrier
D.C. Power Supplies
Circuit Round-Up
"Setting-Up" a Colour TV Set

88 pp. 79 illustrations. 35s. net, 36s. by post.

WW-153 FOR FURTHER DETAILS

BUILD YOURSELF A QUALITY TRANSISTOR RADIO !



"NEW LOOK" MELODY SIX MED. AND LONG WAVES. WITH SPEAKER AND EAR-PIECE. 6 transistors and 2 diodes. Push-pull output, tuning condenser, high "Q" ferrite rod aerial, 3in. speaker, and personal earpiece for private listening. 6½ x 4 x 2in. Building Costs 69/6. P. & P. 4/3. Plans and Parts list 2/- (free with parts).

ROAMER SIX. 8 WAVE-BANDS—MW1, MW2, SW1, SW2, LW AND TRAWLER BAND. 6 transistors and 2 diodes. Ferrite rod and telescopic aerials. 3in. speaker. Size 7½ x 6½ x 1½in. Building Costs 79/6. P. & P. 4/6. Plans and Parts list 2/- (free with parts). Personal Earpiece with switched socket for private listening, 5/- extra.

POCKET FIVE. MED. AND LONG WAVES & TRAWLER BAND to approx. 50 metres WITH SPEAKER AND EAR-PIECE. 5 transistors and 2 diodes, ferrite rod aerial, tuning condenser, moving coil speaker, etc. 5½ x 1½ x 3½in. Total Building Costs 44/6. P. & P. 3/6. Plans and Parts list 1/6 (free with parts).

SUPER SEVEN MED. LONG AND TRAWLER BAND. 7 transistors and 2 diodes. 3in. speaker, 2 E.F. stages, push-pull output, etc. 7½ x 5½ x 1½in. Total Building Costs 69/6. P. & P. 4/6. Plans and Parts list 2/- (free with parts). Personal Earpiece with switched socket for private listening, 5/- extra.

TRANSONA FIVE MED. AND LONG AND TRAWLER BAND to approx. 50 metres WITH SPEAKER AND EAR-PIECE. 5 transistors and 2 diodes, ferrite rod aerial, moving coil speaker. 6½ x 4½ x 1½in. Total Building Costs 47/6. P. & P. 3/9. Plans and Parts list 1/6 (free with parts).

ROAMER SEVEN Mk 4. 7 WAVE-BANDS—MW1, MW2, LW, SW1, SW2, SW3, AND TRAWLER BAND. 7 transistors and 2 diodes. Ferrite rod aerial and telescopic aerial. Socket for car aerial. 7 x 4in. speaker. Airspaced ganged tuning condenser etc. Size 9 x 7 x 4in. Total Building Costs 25/19/6. P. & P. 7/6. Personal earpiece with switched socket for private listening 5/- extra. Plans and Parts list 3/- (free with parts).

RADIO EXCHANGE CO. LTD.

61 High Street, Bedford.

'Phone 52367

Open 10-1, 2.30-4.30. Sat. 9-12.30

4-STATION INTERCOM



Our Price Only
£7/15/0

Solve your communication problems with this new 4-Station Transistor Intercom system (1 master and 3 subs), in de luxe plastic cabinets for desk or wall mounting. Call/talk/listen from Master to Subs and Subs to Master. Operates on one 9 v. battery. On/off switch. Volume control. Ideally suitable to modernise Office, Factory, Workshop, Warehouse, Hospital, Shop, etc., for instant inter-departmental contacts. Complete with 3 connecting wires, each 66ft. and other accessories. Nothing else to buy. P. & P. 7/6 in U.K.

INTERCOM/BABY ALARM



OUR PRICE ONLY
59/6

Same as 4-Station Intercom for two-way instant conversation from MASTER to SUB and SUB to MASTER. Ideal as Baby Alarm and Door Phone. Complete with 66ft. connecting wire. Battery 2/6. P. & P. 4/6.

7-STATION INTERCOM

(1 MASTER & 6 SUB-STATIONS) in strong metal cabinets. Fully transistorised. 3½in. Speakers. Call on Master identified by tone and Pilot lamp. Ideally suitable for Office, Hotel, Hospital and Factory. Price 27 gns. P. & P. 14/6 in U.K.

WW-154 FOR FURTHER DETAILS

Transistor TELEPHONE AMPLIFIER



59/6


Why not increase efficiency of Office, Shop and Warehouse with this incredible De-Luxe Portable Transistor TELEPHONE AMPLIFIER which enables you to take down long telephone messages or converse without holding the handset. A useful office aid. A must for every telephone user. Useful for hard of hearing persons. On/off switch. Volume Control. Operates on one 9 v. battery which lasts for months. Ready to operate. P. & P. 3/6 in U.K. Add 2/6 for Battery.

Full price refunded if returned in 7 days.

WEST LONDON DIRECT SUPPLIES (W.W.),
169 Kensington High Street, London, W.8

MORE TO CHOOSE FROM—LESS TO PAY

KITS • COMPONENTS • ACCESSORIES • EQUIPMENT



A SUPERB NEW TRS MONO-STEREO F.M. TUNER

This advanced design hi-fi mono/stereo FM tuner comes in easy-to-assemble prefabricated units engineered to the highest standards of efficiency and performance. Valuable refinements include switchable A.F.C., automatic noise suppression, flywheel tuning, excellent audio response. Sensitivity better than 5 microvolts. Stereo can be added as required. Görler I.F. amplifier. Styled to match the TRS Stereo 4-4. S.A.E. brings full details.

- A.F.C. & A.G.C.
- NOISE LIMITER
- PRE-TUNED
- CHASSIS READY BUILT
- TUNES 81-101 MHZ

Kit to make MONO tuner **15 gns.** inc. chassis and tuning (p. & p. 3/6)
 assembly.
 Add-on Stereo Unit and indicator light **10 gns.** (p./p. 2/6)
 Power Unit **£2.5.0** (p./p. 2/6).
 Simplex Cabinet **£1.17.6** (p./p. 2/6)
 Total price (for mains operation) **£29.10.0** post free.

PLAYING UNITS BY GARRARD AND E.M.I.

GARRARD LM 3000 Record Player with 9T.A. Stereo Cartridge. **£10.5.0.**
GARRARD AT.60 Mk. II De-Luxe Auto-changer, diecast turntable. Less cartridge. **£13.5.0.**
SP.25 De-luxe single record player, die-cast turntable. Less cartridge. **£11.19.6** Brand new in maker's cartons. Packing and carriage on any one of above 7/6.
GARRARD PLINTH WB.1. In fine Teak for any of above units. (Packing and carriage 5/-). 65/-.

GARRARD clear-view rigid perspex cover (carriage 4/6), 62/6.

CARTRIDGE OFFER TO PURCHASERS OF PLAYER UNITS—STEREO: Sonotone 9TA/HC Ceramic with diamond 49/6; Decca Deram with diamond 92/6; **MONO:** Acos GP91-1 21/-; Goldring MX2M 26/6.

EMI 4 speed single player, 10 $\frac{1}{2}$ in. T/table with separate arm and T/O cartridge 69/6 (p. & p. 5/-).

TO MAKE A BOOKSHELF SPEAKER

A real bargain this—Matched speaker assembly comprising 5in. bass unit with special cone suspension and powerful magnet system, cross-over and 2 $\frac{1}{2}$ in. tweeter. Loads easily up to 6 watts. Response 80-20,000 Hz. Ideal for today's small "bookshelf" cabinets or installation where maximum quality is **£3 19 6** required from a small space. Complete (p. & p. 5/-)

TRS HEAVY DUTY MAINS SUPPLY UNIT

A heavy duty unit for A.C. mains operation supplied ready built. Very compact, measuring only 3 $\frac{1}{2}$ x 2 x 2in. Available in two models—PU.12 giving 12V. D.C. at 1.5A. PU.24 giving 24V. D.C. at 0.75A. Recommended for latest TRS 4-4 and F.M. described in this advt. **45/-** as well as much other equipment. Either model (p. & p. 2/6)



TRS STEREO 4-4 INTEGRATED AMPLIFIER

A T.R.S. design based on newly developed Mullard 4 watt modules with BC108 pre-amp. Suitable for speakers from 3 to 15 ohms. Bass and treble cut/boost. Response—60 to 14kHz \pm 3dB. This excellently engineered layout requires only wiring between controls and modules. Complete with metal chassis and T.R.S. simplex teak-ended cabinet for instant assembly. Stereo/Mono and Radio/PU switches.

Amplifier Kit **£7.19.6** (p/p 3/6)
 T.R.S. Power Unit **£2.5.0** (p/p 2/6)
 T.R.S. Simplex Cabinet **£1.17.6** (p/p 2/6)
 4 prs. DIN plugs and sockets if purchased separately, 15/-

Complete kit inc. cabinet/power pack/DIN plugs and sockets **£12.10.0** (post free)

TRS FM DECODER

This is a very efficient FM stereo decoder based on Mullard design and produced by T.R.S. It is quite easily added to existing tuners. Built-in indicator. 6-transistor model, readily adaptable for use with valve tuners as well. For 9-15 v. operation. Complete kit with Mullard specified inductors already aligned. **£5 5 0** (p. & p. 2/6).

TRS LISTS

If you have not had one of our lists since September, please send 6d. for latest copy. 8 printed, foolscap pages full of bargains and hard to get lines.

TRS—MULLARD AMPLIFIERS & PRE-AMPS



STEREO 10-10

A top-flight valve instrument with ultralinear RMS output of 10W. per channel. Kit with valves and passive control system. KIT **£17 10 0**

BUILT **£21** (carr. either, 12/6).

2+2 VALVE PRE-AMP

Push-button selectors for P.U. and radio stereo/mono switching, etc. Built, complete with valves, dial, etc. **13 gns.** (carr. 7/6).

5-10 MONO

One of the most successful valve amplifiers of all time. Basic Kit, with valves, **9 2 gns.**

Built, **11 2 gns.** (carr. 7/6 either).
 Basic Kit with passive control system panel, knobs, etc. **£11 19 6**

Built **£14 19 0** (carr. 7/6 either).

PRE-AMP 2 VALVE

5 position selector, tone controls, etc. Kit **£6 12 6**

Built **£8 10 0** (carr. 5/6 either).

BASIC 5-10 AMPLIFIER & 2 VALVE PRE-AMP

Assembled, wired and tested, complete **£19 10 0** (carr. 10/-).

WIRE WOUND RESISTORS—COATED TYPES

Stand. values 25 ohms—10000 ohms, 5w. 1/6, 10w. 1/9, 15w. 2/3. SPECIAL VALUES 15K—35Kohms 5w. 2/6.

PRE-SET WIRE WOUND POTS. Slotted Knurled Knob T.V. Type 25 ohms—30Kohms 3/3. 50Kohms 4/6. Ditto carbon track 50K—2 Meg 3/3. **SLIDER PRESETS** 1/2w. 10K—2.2 Meg. 2/-, 10 ohms —5K 2/6.

SKELETON PRESETS for P/circuit use. 100 ohms —2.5 Meg. 2/-.

STANDARD W/WOUND POTS. Long Spindle. 100 ohms—50000 ohms each 6/-. 100,000 ohms each 6/9.

VOLUME CONTROLS 1 $\frac{1}{2}$ in. dia. Long Spindles. Volume make. All values 5000 ohms—2 Megohms. Guaranteed 12 months. Log or Linear tracks. Less Sw. 3/6. DP Sw. 5/-. Log or Linear tracks. Centre Tapped 1/2 Megohm Log, 1 Megohm less Sw. 5/-. Twin Ganged Stereo 1 $\frac{1}{2}$ in. dia., Long Spindles. All values 5000 ohms to 2 Megohms less Sw., ea. 8/6. All values 100K to 2 Megohms with DP Sw., ea. 10/6.

STEREO BALANCE CONTROLS Log/Anti-Log 5K, 1/2 Meg., 1 Meg., 2 Meg., ea. 9/6. **VEROBAND—All standard sizes including** 2 $\frac{1}{2}$ x 5in., 3/8; 2 $\frac{1}{2}$ x 3 $\frac{1}{2}$ in., 3/-; 3 $\frac{1}{2}$ x 5in., 5/2; 3 $\frac{1}{2}$ x 3 $\frac{1}{2}$ in., 3/8; 2 $\frac{1}{2}$ x 17in., 12/6. All accessories and tools in stock.

'CIR-KIT' Adhesive copper strip for circuit building. 60in. spool, 1/8in., 2/-.

RESISTORS—Modern ratings, full range 10 ohms to 10 megohms, 10%, 1/2-1/4 w., 4d. ea.; 5% Hi-Stab, 1/2-1/4 w., 6d. ea. (below 100 ohms and over 1 meg., 6d. ea.). 1% Hi-Stab, 1/2 w., 1/6 ea. (below 100 ohms, 2/- ea.).

CONDENSERS Silver Mica. All values 2 pf. to 1,000 pf. 6d. ea. Ditto ceramics 9d. Tub. 450 v. T.C.C., etc. .001 mfd. to 0.1 mf./350 v. 10d. .02 mf. to 0.1 mfd. 500 v. 1/-. .25 T.C.C. 1/9. 5 T.C.C. 2/-. **CLOSE TOL. S/MICS.** 10% 5 pf. 500 pf. 8d. 600-5,000 pf. 1/-. 1% 2 pf.-100 pf. 9d. 100 pf. 9d. 100 pf.-500 pf. 11d. 375 pf.-5000 pf. 1/6.

ALUM. CHASSIS. 18g. Plain undrilled folded 4 sides, 2in. deep. 6 x 4in. 4/6; 8 x 6in. 5/9; 10 x 7in. 6/9; 12 x 6in. 7/6; 12 x 8in. 8/- etc.

EXPANDED ANODISED METAL—Attractive Gilt Finish 1/2in. x 1/2in. diamond mesh or finer mesh 5/- per sq. ft.

VINAIR—Latest I.C.I. speaker covering. Mottled Light Grey, Off-White, Fawn, Black, etc. 2/- per sq. ft.

BONDACOUT—Speaker Cabinet Acoustic Wadding. 18in. wide, 2/3 per ft. 6/- per yard.

7 VALVE AM/FM/RG CHASSIS

A deservedly popular unit for domestic use. This is a superbly powerful high performance instrument for keen enthusiasts. Provides tuning on long, medium and F.M. wavebands. Also tone and volume controls and waverange/gram switching. Excellent sensitivity. Permeability tuning on F.M. Large clean illuminated dial 1 $\frac{1}{2}$ x 3 $\frac{1}{2}$ in., with station names. A.V.C. good neg. feedback. Magic eye 3W. output. A.C. 220/250V. Circuit diagrams available. Aligned, tested and ready for use (carr. 10/6). S.A.E. **£13 19 6** brings full details.

EXCLUSIVE TRS TAPE OFFER



With each reel of this fine tape by an internationally famous manufacturer we give you a strongly made library wallet in simulated leather with space for a reel each side. This is professional quality full frequency tape with metalised leader/stop foils. These library wallets solve once and for all the problems of storing tapes efficiently. 5 $\frac{1}{2}$ in. reel, 1200ft., with wallet, 17/6; 5in. reel, 900ft. with wallet, 12/6; 7in. reel 1800ft., with wallet, 22/6; p. & p. 1/6 per reel.

TRS PRE-AMP GP.1

This efficient and very versatile general purpose pre-amp by TRS has many applications, such as mic., P.U., guitar, etc. Uses high gain BC 108 silicon transistor and assemblies on a 2 $\frac{1}{2}$ x 1 $\frac{1}{2}$ in. board. For 12V. operation. Complete with instructions. (P/P 1/-)

KIT **22/6** BUILT **29/6**

6 VALVE AM/FM TUNER



Med. and V.H.F.—6 valves metal rectifier. Self-contained power unit. Magic-eye, 3 push-button controls. Diode and high output sockets. Illuminated 2-colour dial. Chassis 11 $\frac{1}{2}$ in. x 4in. x 5 $\frac{1}{2}$ in. A.C. 200/250 v. Unbeatable value. Complete kit, inc. Power Pack as illustrated, 11 gns. Carr. 7/6. Ditto less Power Pack, 10 gns. Carr. 7/6. Circuit and Const. details 4/6. Free with kit.

SPEAKER OFFERS

We carry comprehensive stocks of loudspeakers by Goodman's, W.B., Wharfedale, Fane, etc., as well as many bargain-priced units detailed in our latest lists. All sizes and impedances.

SINCLAIR PRODUCTS

We stock all Sinclair products as available, including Micromatic, Q.14, PZ.4, Z.12, I.C.10, etc.

TRANSISTOR COMPONENTS

Full miniaturised ranges of all you want for transistor equipment building. Selection herewith: **MIDGET TRANSISTOR ELECTROLYTICS—TCC** etc. Std. range, all values 1 mfd.—50 mfd. 12v/15v working each 1/9. 100 mfd 12v 2/-. 1000 mfd 6v 3/3 Special Electrolytics for Transistor Mains Units 1000 mfd 25v 4/6. 2000 mfd 50v 7/6. 3000 mfd 15v 6/-. **VOLUME CONTROLS—Midget transistor type** 5K with Switch, complete with edge Control Knob, 4/9 ea. Ditto less Switch, 3/9 ea.



We gladly send information when requested, but we must ask for your enquiries to be accompanied by S.A.E. and about the items we advertise.

WHEN ORDERING

Please send cash/P.O./cheque or money order with your order. Post and packing where not stated add 1/- per 1/2 lb; 1/9, 1 lb; 3/6, 2 lb; 5/-, 6 lb; 6/6, 10 lb; 8/-, 14 lb; over, 10/-, for packing and carriage.

TRS RADIO COMPONENT SPECIALISTS

70 BRIGSTOCK ROAD • THORNTON HEATH • SURREY


Phone: 01-684 2188
 9.0 a.m.—
 6.0 p.m. daily
 Weds. 1.0 p.m.

A few moments from Thornton Heath Stn. (S.R. Victoria Section) Buses from all parts

SEW PANEL METERS

Send S.A.E. for full list. Other ranges available. Please include postage. Special quotations for quantities.

CLEAR PLASTIC METERS



Type MR.38P. 1 21/32in. square fronts.

50μA	37/6	750mA	25/6
50-0-50μA	35/6	1 amp	25/6
100μA	35/6	2 amp	25/6
100-0-100μA	32/6	5 amp	25/6
200μA	32/6	3V. D.C.	25/6
500μA	25/6	10V. D.C.	25/6
500-0-500μA	25/6	20V. D.C.	25/6
1mA	25/6	100V. D.C.	25/6
1-0-1mA	25/6	150V. D.C.	25/6
2mA	25/6	300V. D.C.	25/6
5mA	25/6	500V. D.C.	25/6
10mA	25/6	750V. D.C.	25/6
20mA	25/6	15V. A.C.*	25/6
50mA	25/6	50V. A.C.*	25/6
100mA	25/6	150V. A.C.*	25/6
150mA	25/6	300V. A.C.*	25/6
200mA	25/6	500V. A.C.*	25/6
300mA	25/6	8 meter 1mA	29/6
500mA	25/6	VU meter	39/6

Type MR.45P. 2in. square fronts.

50μA	42/6	10V. D.C.	27/6
50-0-50μA	39/6	20V. D.C.	27/6
100μA	39/6	50V. D.C.	27/6
100-0-100μA	35/6	300V. D.C.	27/6
500μA	29/6	15V. A.C.*	27/6
1mA	27/6	30V. A.C.*	27/6
5mA	27/6	50V. A.C.*	27/6
10mA	27/6	150V. A.C.*	27/6
50mA	27/6	300V. A.C.*	27/6
100mA	27/6	1 amp. A.C.*	27/6
500mA	27/6	5 amp. A.C.*	27/6
1 amp.	27/6	20 amp. A.C.*	27/6
5 amp.	27/6	30 amp. A.C.*	27/6
5 amp.	27/6	VU meter	39/6

BAKELITE PANEL METERS

Type MR.65 3 1/2in. square fronts.

25μA	67/6	5V. D.C.	32/6
50μA	45/6	10V. D.C.	32/6
50-0-50μA	42/6	20V. D.C.	32/6
100μA	42/6	50V. D.C.	32/6
100-0-100μA	35/6	150V. D.C.	32/6
500μA	39/6	30V. A.C.*	32/6
1mA	32/6	30V. A.C.*	32/6
1.0-1mA	32/6	50V. A.C.*	32/6
5mA	32/6	150V. A.C.*	32/6
10mA	32/6	300V. A.C.*	32/6
50mA	32/6	1 amp. A.C.*	32/6
100mA	32/6	5 amp. A.C.*	32/6
500mA	32/6	10 amp. A.C.*	32/6
1 amp.	32/6	20 amp. A.C.*	32/6
5 amp.	32/6	30 amp. A.C.*	32/6
15 amp.	32/6	50 amp. A.C.*	32/6
30 amp.	32/6	VU meter	59/6
50 amp.	32/6		

* Moving iron, all other moving coil

Type MR.52P. 2 1/2in. square fronts.


50μA	59/6	10V. D.C.	37/6
50-0-50μA	49/6	20V. D.C.	37/6
100μA	45/6	50V. D.C.	37/6
100-0-100μA	42/6	300V. D.C.	37/6
500μA	42/6	15V. A.C.*	37/6
1mA	37/6	30V. A.C.*	37/6
5mA	37/6	8 Meter 1mA	39/6
10mA	37/6	VU Meter	59/6
50mA	37/6	1 amp. A.C.*	37/6
100mA	37/6	5 amp. A.C.*	37/6
500mA	37/6	10 amp. A.C.*	37/6
1 amp.	37/6	20 amp. A.C.*	37/6
5 amp.	37/6	30 amp. A.C.*	37/6

Type M.R.85P. 4 1/2in. x 4 1/2in. fronts.

50μA	89/6	15 amp.	49/6
50-0-50μA	59/6	30 amp.	49/6
100μA	59/6	20V. D.C.	49/6
100-0-100μA	59/6	50V. D.C.	49/6
200μA	55/6	150V. D.C.	49/6
500μA	52/6	300V. D.C.	49/6
500-0-500μA	49/6	15V. A.C.*	49/6
1mA	49/6	300V. A.C.*	49/6
1-0-1mA	49/6	8 Meter 1mA	55/6
5mA	49/6	VU meter	69/6
10mA	49/6	1 amp. A.C.*	49/6
50mA	49/6	5 amp. A.C.*	49/6
100mA	49/6	10 amp. A.C.*	49/6
500mA	49/6	20 amp. A.C.*	49/6
1 amp.	49/6	30 amp. A.C.*	49/6
5 amp.	49/6		

Type MR.65P. 3 1/2in. x 3 1/2in. fronts.

50μA	65/6	20V. D.C.	39/6
50-0-50μA	52/6	50V. D.C.	39/6
100μA	52/6	150V. D.C.	39/6
100-0-100μA	49/6	300V. D.C.	39/6
500μA	45/6	15V. A.C.*	39/6
1mA	39/6	50V. A.C.*	39/6
5mA	39/6	150V. A.C.*	39/6
10mA	39/6	300V. A.C.*	39/6
50mA	39/6	500V. A.C.*	39/6
100mA	39/6	8 meter 1mA	45/6
500mA	39/6	VU meter	65/6
1 amp.	39/6	50mA A.C.*	39/6
5 amp.	39/6	100mA A.C.*	39/6
10 amp.	39/6	200mA A.C.*	39/6
15 amp.	39/6	500mA A.C.*	39/6
20 amp.	39/6	1 amp. A.C.*	39/6
30 amp.	39/6	5 amp. A.C.*	39/6
50 amp.	39/6	10 amp. A.C.*	39/6
10V. D.C.	39/6	20 amp. A.C.*	39/6
		30 amp. A.C.*	39/6



NEW RANGE OF "SEW" EDGEWISE METERS

MODEL PE70. Dimensions 3 1/732 x 1 11/32 x 2 1/2in. deep. Overall. Available as follows:

50 microamp	57/6	200 microamp	52/6
50-0-50 microamp	55/6	500 microamp	49/6
100 microamp	55/6	1 milliamp	45/6
100-0-100 microamp	55/6	3 amp. A.C.*	45/6
100-0-100 microamp	52/6	VU meter	62/6
		Post extra.	

T.M.C. 1000 SERIES KEY SWITCHES

Brand New with knobs as follows:
1 way, 2 c/o 7/6; 1 way, 2 c/o 2b, 7/6; 1 way 4 c/o, 8/6; 2 way, 3m., 3m. 8/6; 2 way, 2 c/o, 2 c/o, 8/6.
Post extra. Quantities available.

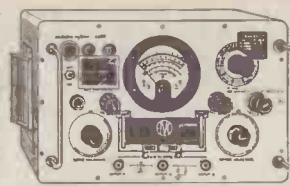
NOMBEX TRANSISTORISED TEST EQUIPMENT

All Post Paid with Battery



Model 22. Power Supply 0-15V D.C.	£14/10/-
Model 30. Audio Generator.	£19/10/-
Model 31. R.F. Signal Generator	£12/10/-
Model 32. C.R. Bridge	£10/10/-
Model 32. Inductance Bridge	£20/0/-
Model 66. Inductance Bridge	£18/0/-
Model 61. Power Supply	£8/10/-

AVO CT.38 ELECTRONIC MULTIMETERS



High quality 97 range instrument which measures A.C. and D.C. Voltage. Current, Resistance and Power output. Ranges D.C. volts 250mV-10,000 v. (10 meg Ω-110meg Ω input). D.C. current 10μA 25 amps. Ohms: 0-1,000 meg Ω. A.C. volt 100 mV-250 v. (with R.F. measuring head up to 250 Mc/s). A.C. current 10μA-25 amps. Power output 60 microwatts-5 watts. Operation 0/110/200/250 v. A.C. Supplied in perfect condition, complete with circuit lead and R.F. probe, £25. Carr. 15/-.

TYPE 13A DOUBLE BEAM OSCILLOSCOPES BARGAIN



An excellent general purpose D/B oscilloscope. T.B. 2 opa-760 Kc/s. Bandwidth 5.5 Mc/s. Sensitivity 33 MV/cm. Operating voltage 0/110/200/250 v. A.C. Supplied in excellent working condition, £22/10/- Or complete with all accessories, probe, leads, lid, etc. £25. Carriage 30/-.

AM/FM SIGNAL GENERATORS




Oscillator Test No. 2. A high quality precision instrument made for the Ministry by Airtec. Frequency coverage 20-80 Mc/s. AM/CW/FM. Incorporates precision dial, level meter, precision attenuator 1μV-100mV. Operation from 12 volt D.C. or 0/110/200/250 v. A.C. Size 12 x 8 1/2 x 9in. Supplied in brand new condition complete with all connectors, fully tested, £45. Carr. 20/-.

ADMIRALTY B.40 RECEIVERS



Just released by the Ministry. High quality 10 valve receiver manufactured by Murphy. Coverage in 5 bands 650 Kc/s-30 Mc/s. I.F. 500Kc/s. Incorporates 2 R.F. and 3 I.F. stages, bandpass filter, noise limiter, crystal controlled calibrator, B.F.O. calibrator, I.F. output, etc. Built-in speaker, output for phones. Operation 150/230 volt A.C. Size 19 1/2 x 12 1/2 x 16in.

Weight 114lb. Offered in good working condition. £22/10/-, carr. 30/-. A few available brand new Carr. 30/-. With circuit diagrams. Also available B41 L.F. version of above. 15 Kc/s-700 Kc/s. £17/10/-, Carr. 30/-.



MARCONI CT44/TF956 AF ABSORPTION WATTMETER


1 μwatt to 6 watts
£20
Carr. 10/-

FIELD TELEPHONES TYPE L. Generator ringing, metal cases. Operate on 2 1.5 v. batteries (not supplied). Excellent condition. £4.10.0 per pair. Carr. 10/-.

COSSOR DOUBLE BEAM OSCILLOSCOPES

Type 1035. General purpose. A.C. Coupled £35 each. Carr. 30/-.

CLASS D. WAVEMETERS



A crystal controlled heterodyne frequency meter covering 1.7-8 Mc/s. Operation on 6 v. D.C. Ideal for amateur use. Available in good use condition £5.19.6 Carr. 7/6. Or brand new with accessories £7.19.6 Carr. 7/6.



AVOMETERS

Supplied in excellent condition fully tested and checked. Complete with prods, leads and instructions. Model 47A £9/19/6 P. & P. 7/6 each.

MARCONI TEST EQUIPMENT

EX-MILITARY RECONDITIONED.
TF 144G STANDARD SIGNAL GENERATORS, 85 Kc/s-25 Mc/s, £25. Carr. 30/-.
TF 885 VIDEO OSCILLATOR 0-5 mc/s £45 Carr 30/-.
T.F.195M. BEAT FREQUENCY OSCILLATOR. 0-40 kc/s, 200/250 v. A.C. £20. Carr. 30/-.
TF 142E DISTORTION FACTOR METER £20. Carr. 20/-
All above offered in excellent condition, fully tested and checked.
TF 1100 VALVE VOLTMETER, Brand New, £50. TF 1287 TRANSMISSION TEST SET, Brand New, £75. TF1371 WIDE BAND MILLIVOLT METER, Brand New, £50.



Variable Voltage TRANSFORMERS

Brand new, guaranteed and carriage paid. High quality construction. Input 230 v. 50-60 cycles. Output full variable from 0-260 volts. Bulk quantities available. 1 amp.—£5/10/-; 2.5 amp.—£8/15/-; 5 amp.—£9/15/-; 8 amp.—£14/10/-; 10 amp.—£18/10/-; 12 amp.—£21; 20 amp.—£37



AMERICAN RECORDING TAPES

First grade quality American tapes. Brand new and guaranteed. Discounts for quantities.
3in. 225ft. L.P. Acetate 3/6
3in. 600ft. T.P. Mylar. 10/-
5in. 600ft. Std. plastic. 8/6
5in. 900ft. L.P. acetate. 10/-
5in. 1,200ft. D.P. Mylar 15/6
5in. 1,800ft. T.P. Mylar 32/6
5in. 1,200ft. L.P. acetate 12/6
5in. 1,200ft. L.P. Mylar 18/-
5in. 1,800ft. D.P. Mylar 22/6
5in. 2,400ft. T.P. Mylar 39/6
7in. 1,200ft. Std. acetate 12/6
7in. 1,800ft. L.P. acetate 15/-
7in. 1,800ft. L.P. Mylar 20/-
7in. 2,400ft. D.P. Mylar 25/-
7in. 3,600 ft. T.P. Mylar 45/-
Postage 2/- Over £3 post paid.



OMRON Mk. 2 RELAYS

Brand new and Boxed. 24 volt d.c. coils. 2 Pole change-over. 5 amp contracts. 7/8 each. P. & P. 1/6.

AUTO TRANSFORMERS

0/115/230v. Step up or step down. Fully shrouded.
150 W. 32/6, P. & P. 3/6
300 W. 47/6, P. & P. 4/6
500 W. £3/10/0, P. & P. 6/6
1,000 W. £5/10/0, P. & P. 7/6
1,500 W. £8/10/0, P. & P. 8/6
3,000 W. £7/10/0, P. & P. 12/6
7,500 W. £15/10/0, P. & P. 20/-.

G. W. SMITH & Co. (Radio) Ltd.
3-34 Lisle St., W.C.2.
ALSO SEE OPPOSITE PAGE

TAPE CASSETTES

C60—60 minutes10/3
C90—90 minutes14/3
Over £2 post paid.

LELAND MODEL 27 BEAT FREQUENCY OSCILLATORS

0-20 Kc/s. Output 5K or 500 ohms. 200/250 v. A.C. Offered in excellent condition, £12/10/-, Carriage 10/-.

MULTIMETERS for EVERY purpose!



LAFAYETTE DE-LUXE 100 K OHM VOLT "LAB TESTER" Giant 6 1/2 in. scale. Built in meter protection. 0/5/2.5/10/50/250/500/1,000 v. D.C. 0/3/10/50/250/500/1,000 v. A.C. 0/10/100uA/10/100/500 MA/2.5/10 Amp. 0/1K/10K/100K/10M/100M Ohm. -10 to 49.4dB. £18/18/- P. & P. 5/6.



LAFAYETTE 57 Range Super 50K OHM V. Multimeter. D.C. volts 125mv-1000v. A.C. volts 1.5v-1000v. D.C. Current 25uA-10 Amp. Ohms 0-10 Meg Ohm. D.B.-20 to +81 db. Overload protection. £12/10/- P. & P. 3/6.



NEW MODEL 500 30,000 O.P.V. with overload protection, mirror scale. 0/5/2.5/10/50/250/500/1,000 v. D.C. 0/2.5/10/25/100/250/500/1,000 v. A.C. 0/50uA/5/50/500 mA. 12 amp. D.C. 0/50K/6 meg/60 meg Ohm. £8/17/6. Post paid.



PROFESSIONAL 20,000 O.P.V. LAB TYPE MULTIMETER. Automatic overload protection, mirror scale. Ranges 1/10/50/250/500/1,000 v. D.C. and A.C. 0-500uA, 10mA, 250mA. Current: 0/20K, 200K, 2megohm, Decibels: -20 to +22db. £15/19/6. P. & P. 2/6.



MODEL TE-70. 30,000 O.P.V. 0/3/15/60/300/600/1,200 v. D.C. 0/6/30/120/600/1,200 v. A.C. 0/30uA/6/60/300MA/12 Amp. 0/10K/1M/10M/100M Ohm. -20 to +17 dB. £5/10/- P. & P. 3/6.



MODEL 250J. 2,000 O.P.V. 0/10/50/500/2,500 v. D.C. 0/10/50/500/2,500 v. A.C. 0/2 Meg. Ohm. 0/250 mA. -20 to +36 dB. 49/6. P. & P. 2/6.

No. 76 TRANSMITTER. 2-12 Mc/s. Crystal controlled (not supplied) 807PA. Operation 12 v. D.C. (Rotary Transformer) 9 watts output. C.W. only. New Condition. 72/6. Carr. 12/6.

WS.88 TRANS/RECEIVERS. A and B sets available. Complete with valves, 39/6 each. P. & P. 4/6. Accessories available.

No. 10 MICROPHONE AND HEADSET. Moving coil. Accessory for 19 set. Unused. 15/- P. & P. 4/-.

DUBILIER NITROGEN CONDENSERS
Brand new. 8 mfd. 800 v. 8/6. P. & P. 2/6.
2 mfd. 5,000 v. 42/6. P. & P. 5/-.

LUCAS 20/0/20 AMMETERS. Brand new boxed. Suitable car/motor-cycle. 12/6. P. & P. 2/6.

EVERSHED VIGNOLES SERIES II 500 VOLT MEGERS. Perfect condition £21. P. & P. 10/-.

CT.53 SIGNAL GENERATORS. 8.9-15.5 and 20-300 Mc/s. Output 1uV-100 MV. Mains operated. Perfect condition less charts. £12/10/- Carr. 15/-.

ADVANCE TEST EQUIPMENT

Brand new & boxed in original sealed cartons.

VM.76. VALVE VOLTMETER. R.F. measurements in excess of 100 Mc/s & D.C. measurements up to 1000 v. with accuracy of ±2%. D.C. range 300 MV to 1 KV. A.C. range 300 MV to 300 V RMS. Resistance 0.02-500 M. Price £272.

VM.78. A.C. MILLIVOLT METER. Transistorised. 1 Mv-300V. Frequency 1 c/s to 1 Mc/s. Price £55.

VM.79. UHF MILLIVOLT METER. Transistorised. A.C. range 10 Mv-3V. D.C. current range 0.01uA-0.3 Ma. Resistance 1 ohm-10 megohms. £125.

HIB. AUDIO SIGNAL GENERATOR. 15 c/s-50 Kc/s, sine or square wave. Price £30.

J1B. AUDIO SIGNAL GENERATOR. 15 c/s-50 Kc/s. Price £30.


J2B. AUDIO SIGNAL GENERATOR. As per J1B except fitted with output meter £35.

TTIS. TRANSISTOR TESTER. £37/10/- Carriage 10/- per item.

MODEL AS-100D. 100K Ohm/Volt. 5in. mirror scale. Built-in meter protection 0/3/12/60/120/300/600/1,200 v. D.C. 0/6/30/120/300/600 v. A.C. 0/10uA/6/60/300MA/12 Amp. 0/2K/200K/2M/200M Ohm. -20 to +17dB. £12/10/- P. & P. 3/6.




MODEL AF-105. 50K Ohm/Volt. Mirror scale, built-in meter protection. 0/3/3/12/60/120/300/600/1,200 v. D.C. 0/6/30/120/300/600/1,200 v. A.C. 0/30uA/6/60/300MA/12 Amp. 0/10K/1M/10M/100M Ohm. -20 to +17 dB. £8/10/- P. & P. 3/6.



MODEL TE-12. 20,000 O.P.V. 0/0.6/6/30/120/600/1,200/3,000/6,000 v. D.C. 0/6/30/120/600/1,200 v. A.C. 0/60uA/6/60/600MA. 0/6K/600K/6M meg. 60 Meg Ohm. 50 PF. 2 MFD £5/19/6. P. & P. 3/6.



MODEL TE-30. 20,000 O.P.V. 0/10/50/100/500/1,000 v. A.C. 0/5/25/50/250/500/1,000 v. D.C. 0-50uA. 5/50/500MA. 0/6K/60K/600K/6 meg. £4/17/6. P. & P. 3/6.



HOSIDEN DH04S 2-WAY STEREO HEADPHONES



Each headphone contains 2 1/2 in. woofer and 1/2 in. tweeter. Built in individual level controls. 25-18,000 c.p.s. 80 Imp. with cable and stereo plug. £5/19/6. P. & P. 2/6.

GARRARD DECKS SPECIAL OFFERS!

1000 Stereo	28 6 0
1025 Stereo Cart.	27 19 6
1095 Mono Cart.	27 10 0
2000 Stereo	27 19 6
2025 T/C Less Cart.	27 19 6
2025 T/C Stereo	28 19 6
A.70 Mk. II Less Cart.	211 19 6
SP.25 Mk. II Less Cart.	112 10 0

Carr. 7/6 extra.

WOODEN PLINTHS for Garrard Series 1000, 2000, 3000, etc., with perspex cover, £4/10/- P. & P. 4/6.

INTERCOM/BABY SITTER




2 stations, 59/6. P. & P. 2/6. 4 station £8/12/6. P. & P. 5/-.

MODEL ZQM TRANSISTOR CHECKER

It has the fullest capacity for checking on A, B and C junctions. Equally adaptable for checking diodes, etc. Spec.: A: 0.7-0.9987. B: 5-2000. Ico: 0/50 microamps. 0.5 MA. Resistance for diode 200 Ohm +1 MEG. Supplied complete with instructions, battery and leads. £5/19/6. P. & P. 2/6.



NEW CATALOGUE



Nearly 200 pages giving full details of a comprehensive range of COMPONENTS, TEST EQUIPMENT, COMMUNICATION EQUIPMENT and HI-FI EQUIPMENT. Each section greatly enlarged and fully illustrated. Thousands of items, many at bargain prices. FREE DISCOUNT COUPONS VALUE 10/-.

SEND NOW-ONLY 7/6 PEPL!

UNR-30 4 BAND COMMUNICATION RECEIVER

Covering 550 Kc/s-30 Mc/s. Incorporates variable BFO for CW/SSB reception. Built-in speaker and phone jack. Metal cabinet. Operation 220/240 v. A.C. Supplied brand new, guaranteed with instructions. 13gns. Carr. 7/6.




NEW LAFAYETTE SOLID STATE HA600 RECEIVER



5 BAND AM/CW/SSB AMATEUR AND SHORT WAVE. 150 Kc/s-400 Kc/s AND 550 Kc/s-30 Mc/s. F.E.T. front end. 2 mechanical filters. Huge dial. Product detector. Variable BFO. Noise limiter. 8 Meter. 24in. Bandspeed. 230 v. A.C./12 v. D.C. neg earth operation. RF gain control. Size 15in. x 9in. x 8in. Wt. 18 lbs. EXCEPTIONAL VALUE £45. CARR. 10/- S.A.E. FOR FULL DETAILS.

TRIO COMMUNICATION RECEIVER MODEL 9R-59DE

4 band receiver covering 500 Kc/s to 30 Mc/s, continuous and electrical bandspeed on 10-15, 20, 40 and 80 metres. 8 valve plus 7 diode circuit. 4/8 ohm output and phone jack. SSB-CW. ANL. Variable BFO. 8 meter. Sep. Bandspeed dial. IF 455 Kc/s. audio output 1.5 w. Variable RF and AF gain controls. 115/250 v. A.C. mains. Beautifully designed. Size 7 x 15 x 10in. With instruction manual and service data. £39.15.0. Carriage paid Trio Communication Type Headphones. Normally £5.19.6. Our price £3.15.0 if purchased with above receiver.



LAFAYETTE PF-60 SOLID STATE VHF FM RECEIVER



A completely new transistorised receiver covering 152-174 Mc/s. Fully tuneable or crystal controlled (not supplied) for fixed frequency operation. Incorporates 4 INTEGRATED CIRCUITS. Built-in speaker and illuminated dial. Squelch and volume controls. Tape recorder output. 75 Ohm aerial input. Headphone jack. Operation 230 v. A.C./12 v. D.C. Neg. earth. £37/10/- Carr. 10/-.

LAFAYETTE LA-224T TRANSISTOR STEREO AMPLIFIER



19 transistors, 8 diodes, IHF music power 30 watts at 8 ohms. Response 30-20,000 ±2 dB at 1 v. Distortion 1% or less. Inputs 3 mV and 250 mV. Output 3-16 ohms. Separate L and R volume controls. Treble and bass controls. Stereo phone jack. Brushed aluminium, gold anodised extruded front panel with complementary metal case. Size 10 1/2 in. x 3 1/2 in. x 7 1/2 in. Operation 115/230 volt A.C. £28. Carr. 7/6.



GARRARD TAPE MOTORS

Brand new stock as used by famous manufacturer. 200/250 v. A.C. Capstan motor 15/- Fast Forward 10/6. Fast Rewind 10/6. P. & P. 3/6. Set of three motors 32/6. P. & P. 5/-.

RECORDING HEADS

Reuter 1-track. As fitted to Collaro Mk. IV and Studio Decks. High Imp. record playback, low imp. erase. Brand new, 19/6 pair. Miniflex 1-track. Record. 12/6. CosmoCORD 1-track heads: Record/replay, High Imp. 65/- Erase, Low Imp. 20/- Marriott 1-track heads: Record/Playback, high Imp. 65/- Erase, low Imp. 20/- Post extra.

TWO-WAY RADIOS

Superb quality, brand new and guaranteed. 4 Transistors £6/19/6 pair. 6 Transistor De-Luxe Lafayette £12/10/- pair. 10 Transistor £22/10/- pair. 13 Transistor 500 MW 2-channel 30 Gns. pair. Post extra.



★ TRANSISTOR FM TUNER ★



6 TRANSISTOR HIGH QUALITY TUNER SIZE ONLY 6in. x 4in. x 2 1/2in. 3 I.F. stages. Double tuned discriminator, ample output to feed most amplifiers. Operates on 9 volt battery. Coverage 88-108 Mc/s. Ready built ready for use. Fantastic value for money, £8/7/6. P. & P. 2/6. STEREO MULTIPLEX ADAPTORES, 5 Gns.

TRANSISTORISED TWO-WAY TELEPHONE INTERCOM

Operative over amazingly long distances. Separate call and press to talk buttons. 2-wire connection. 1000's of applications. Beautifully finished in ebony. Supplied complete with batteries and wall brackets. £6/19/6 pair. P. & P. 3/6.



CREED MORSE REPERFORATORS. TYPE 7W/3. 200/240 v. D.C. Brand New. £15. Carr. 30/-.

G.W. SMITH & CO (RADIO) LIMITED

Phone: GERRARD 8204/9155
Cables: SMITHEX LESQUARE
3-34 LISLE STREET, LONDON, W.C.2

OPEN 9 a.m. to 6 p.m. every day Monday to Saturday. Trade supplied.

ELECTRONIC BROKERS LIMITED

TRANSISTOR AND COMPONENT TESTER by Texas Instruments

Utilizing digital programming and the functional block approach to perform a wide range of component testing. The design theory used in the transistor and component test incorporates a universal programming system, a socket control unit, and a readout system, usable with a number of functional modules. The system can test any two or three terminal components within the physical and electrical limits of the tester. The system is capable of performing D.C. 1000 cycle pulse tests. The programming facility is carried out by a rigid plastic card with holes punched out to indicate a bit of information. Up to 24 card readers may be used in the system.

THE TESTER CONSISTS OF THE FOLLOWING UNITS:

Control unit—156908—2
 Three digit trip card reader (up to 24 may be used)
 Intermediate storage unit
 Standard socket control unit (Nerve centre of the system)
 Standard relay service panel (16 columns x 12 indicators)
 This unit cost in the region of £12,000 and is offered in very good condition, complete with all circuit diagrams, instructional manual, and test procedures. Also, a number of pre-punched programmes.

Digital voltmeter indicator
 Analogue to Digital converter and indicator
 Three digit digital comparator and punch drive
 Three digit trip system
 Relay power supplies (contains three independent voltages)
 Test bias supplies and current regulators
 h Parameter attachment
 h f_o attachment
 Test program panel
 Sequence unit
 1000 cycle Oscillator
 Two bay ETC enclosure size 80" high 30" deep, 49" wide

£1,250

COSSOR 1049 MK. III DOUBLE BEAM OSCILLOSCOPE E45

INCANDESCENT FILAMENT TUBULAR QUARTZ INFRARED LAMP

These lamps consist of a single coil of tungsten filament mounted between molybdenum electrodes in a gas-filled tube of transparent quartz.

Filament radiates short wave infrared light of wavelengths between 7000 Å and 20,000 Å. Low thermal inertia, immediate output of radiant energy. Suitable for evaporation of water, solvents, mass heating, baking of paints, cyclic heating, 1440 watt, 250 volt.

List price £8. Our Price 49/6.

SANGAMO-WESTON LABORATORY STANDARD AC/DC VOLTMETER S 92

Accurate to 0.1 per cent of full scale 12 inch Vernier scale, magnetically shielded. Self-contained thermometer. Spirit level, range 0.75, 150, 300. List price £150 approx. Our price £75



20 AMP VARIAC TYPE 508M by Zenith.
 Input 230V—Output 0-270V—20 amp
 Our price £29.10

PHOTOMULTIPLIER VMP11/44 (CV 2317) by 20th Century Electronics

Cathode sensitivity 40 μA/L
 Operating volts for 10 A/L 1100 volts.
 DARK current 0.00 4μA £12.10.0

"MINICUBE" BLOWER

Sub-miniature, only 1 1/2 square. Operates on 26V-400 cps. input power, 1 or 2 pH. Output 2.2 c.f.m. at free air wt. 1 1/2 oz. Brand new. Made by Saunders Associates. Offered at tenth of manufacturer's price £12.10.0.

D.C. LABORATORY STANDARD D.C. VOLTMETER S66

0-20, 50, 100, 200 ohms/v switched. Range: 1, 2, 5, 10, 20, 50, 100, 200, 500, 1000. Our price £49.10

UNISELECTORS

25 way, 4 bank, 75 ohms coil, 35/-
 25 way, 8 bank, 75 ohms coil, 85/-

MINIATURE MOVING COIL RELAY S115

By Sangamo-Weston, suitable for D.C. circuit. A high sensitivity relay more sensitive than the electro-magnetic type.
 Single coil Resistance 2K 50-0-50 Micro-Amp.
 List price £4.10. Our price 20/-



BARRYMOUNTS

1 1/2" x 4 for 20/-

ADVANCE CONSTANT VOLTAGE TRANSFORMERS

the most reliable way of stabilising A.C. voltage supplies.

	Input	Output	Watts	Our price
CV 15	190-260	240	15	26/-
CV 25	190-260	240	25	30/-
CV 25	190-260	6.3	25	40/-
CV 50	190-260	8	50	50/-

CONSTANT VOLTAGE TRANSFORMER by Sola

210-250-800 watts. Our price £25.0.0

SYNCHROVERTER NON-RESONANT SWITCH by ELLIOTT G1280. A miniature S.P.D.T. hermetically sealed electro mechanical chopper. 25/- ERICSSON CHOPPER Type D N23432D1. Double Pole, Double Throw, 6.3 V, 50 cycle. Twin Coil, 30/- each.

ELECTRONIC BROKERS LTD., 8, BROADFIELDS AVENUE, EDGWARE, MIDD.

TEL. 01-958 9842

Callers by appointment only please.

This is only part of the range of GERMANIUM TRANSISTORS & DIODES which we can supply. See our separate advertisements for Silicon transistors & diodes, and Electronic Components.

All items offered for sale are Guaranteed to be First Grade only and are subject to the manufacturers guarantee where this applies to a specific item. The prices stated below are current at the time of going to press for this magazine. Where prices are changed, for any reason whatever, customers will be charged at the price current at the date of despatch. Postage & Packing is charged extra at the rate of 1/- per 6 or part thereof. (Minimum charge 1/-) Customers living outside the United Kingdom may remit in the currency of their home country, adding 10% of the total amount to cover conversion charges. Air Mail postage is charged extra. (Average weight of package is 90 grams.)

OC71	3/- each.	5 for 12/6.	25 for 56/3.
AF106	The "UNIVERSAL" V.H.F. Transistor-replacement	7/9 each (6/6)
AF124	V.H.F. Pre-amplifier	7/6 each (6/4)
AF139	U.H.F. Pre-amplifier & Oscillator	9/- each (7/6)
AF239	Low Noise U.H.F. Pre-amplifier	8/9 each (7/6)

Prices shown in brackets apply for quantities of 5 or more of each individual device.

AC127	5/2	NKT212	4/6	OC26	15/3	2G302	3/7
AC128	5/2	NKT217	9/3	OC29	21/9	2G371	2/6
ACV18	4/3	NKT219	4/6	OC35	15/3	2G374	3/-
ACV19	5/6	NKT271	3/3	OC36	18/6	2N270	9/9
ACV20	4/-	NKT272	3/3	OC41	9/3	2N384	18/3
ACV21	5/3	NKT274	3/3	OC44	5/6	2N388	5/9
ACV22	2/6	NKT275	3/3	OC45	5/4	2N388A	10/3
AD140	12/6	NKT605F	5/3	OC72	5/4	2N404	4/6
AD149	11/6	NKT613F	4/8	OC75	5/4	2N404A	6/3
AD161	7/6	NKT674F	4/3	OC77	12/-	2N406	4/4
AD162	7/6	NKT675	4/3	OC83	9/8	2N408	5/5
AF212	21/-	NKT677F	3/9	OC139	12/-	2N2147	16/-
ASZ21	16/3	NKT713	4/-	OC140	17/9	2N2148	11/6
AUY10	50/-	NKT773	3/8	OC170	6/9	2N2569	15/6
NKT211	4/9	OC24	27/-	OC171	7/3	2N2870	32/6

TRANSISTOR PAIRS SUITABLE FOR COMPLEMENTARY SYMMETRY

PNP	PNP	Price per pair	V _{CE} (Max.)	I _Q (Max.)	Package
2N1902	2N1303	7/6 (3.0 MHz)	25 v.	300 mA.	TO-5
2N1804	2N1305	9/6 (5.0 MHz)	20 v.	300 mA.	TO-5
2N1906	2N1307	12/- (10 MHz)	15 v.	300 mA.	TO-5
2N1908	2N1309	15/8 (15 MHz)	15 v.	300 mA.	TO-5
AC141	AC142	8/- (Low Cost)	40 v.	1 Amp.	TO-1
AC176	AC153	14/3	32 v.	1 Amp.	TO-1
AC187	AC198	15/9 (High Gain)	15 v.	1 Amp.	TO-1 + Heatsink
AD161	AD162	14/6 (6 Watts)	20 v.	2 Amp.	80-55
40396	40396	14/6	18 v.	500 mA.	TO-1

POINT CONTACT DIODES

		Max. P.I.V.	Price
OA70/OA90	Video Detector up to 100 MHz	30v.	2/-
OA81/OA91	General Purpose Detector Diode	115 v.	1/3
OA85/OA95	General Purpose Detector Diode	115 v.	2/-
OA79/AA119	AM/FM Detector Diode	45 v.	2/-
AA43	Matched Diode Quad (Ring Modulator)	25 v.	14/9

GOLD BONDED DIODES

AA47	High Speed Switching Diode	70 v.	2/-
OA47	High Speed Switching Diode	25 v.	2/-

Suppliers to Government & Educational Establishments, H.M. Forces, B.P.O., I.T.V. contracting companies, etc.

TERMS: C.W.O. (nett monthly to approved account holders).

M. R. CLIFFORD & COMPANY (Dept. WW)
COMPONENT STOCKHOLDING SERVICES

66 OLD SCOTT LANE, GREAT BARR, BIRMINGHAM, 22A

TRICKETT

PARK ROAD · CONGRESBURY · BRISTOL

SCHOOLS 15% OFF. ALL CARRIAGE FREE ON GOODS OVER 10/-

H/Duty Insulated Terminals

8μF Oil-filled 600V	6d. ea., 5/- doz.	Relays: Londex 80.0880, 2648 4P 2 way, G.E.C. M1492/1493/1495/1500/1502. High-speed, Mag. Devices Ltd. 24V. All 10/- ea.
10μF 35V Stantelium	1/- ea., 10/- doz.	Belling Lee Min. Fuse Holders 1/- ea., 10/- doz.
2μF 150V Tubes	9d. ea., 7/6 doz.	Midget Flange Lamps, 28V .04A 1/3 ea., 12/- doz.
0.1μF 150V Tubes	6d. ea., 7/6 doz.	S/Hand Twin Stabilized P/U. 222/240V £9
50μF 70V Castanets	1/6 ea.	Robot Recorder 36: 35mm Camera System with Motor Transport/Electric Booster/200ft Magazine/Timer. New £434. Now £125
140μF 30V Castanets	1/6 ea.	S/Hand Dynamically Controlled Welder, Model CPWA 296A, Texas Instruments ... £125
110K Rectilinear Presets	9/- ea.	
Valves: CV2298/EB91	1/- ea.	
85A1/75B1	7/6 ea.	
EF72/EC70	4/- ea.	
Transistors: OC470/2N706	2/6 ea.	
BCY39/OC139	5/- ea.	

C.W.O. PLEASE.

ALL GOODS GUARANTEED.

WW-163 FOR FURTHER DETAILS

TRANSISTOR HOLDER

TO18 & TO5 for Printed Circuit



SOLE AGENTS FOR GREAT BRITAIN

SUPER ELECTRONICS LTD.
 5 Violet Hill,
 London, N.W.8.
 Telephone: MAIda Vale 8281

TO 3

ELECTRONIC BROKERS LIMITED

MOTORS

HYSTERESIS CLUTCH MOTOR
with integral clutch allowing the motor to drop out of engagement with the gear train, thereby facilitating easy resetting when used in timers or in conjunction with a light spring. 6 oz. torque at 1 r.p.m. 240 v., 50 c/s. L=left, R=right, 15 r.p.m. L, 3 r.p.m. R & L, 2 r.p.m. L, 4 r.p.m. R, 1 r.p.m. L, 1/5 r.p.m. L, 1/6 r.p.m. R & L, 1/10 r.p.m. L, 1/12, 1/15 r.p.m. L. Also 120 v. 50 c/s 2, 1/5, 1/12, 5/12, 4/11, 1/10 r.p.m. 25/-.

HIGH TORQUE INDUCTION MOTOR MP 10

Useful for cycle timers. Motorised valves advertising display unit. 30 oz. in. at 1 r.p.m. 2.5 watts. 240 volts 50 cycles, 30 r.p.m., 20 r.p.m. Right; 1 r.p.m. Also 120 v. 50 cycles 20 r.p.m. List 35/- Our price 15/-.

LOW TORQUE HYSTERESIS MOTOR MA 23

Ideal for instrument chart drives, extremely quiet, useful in areas where ambient noise levels are low. Having a high starting torque a relatively high inertia load can be driven. 6 oz./in. at 1 r.p.m. 240 volts 50 cycles. 10 r.p.m. R 1 r.p.m. R & L, 1/5 r.p.m. L, 1/6 r.p.m. R, 1/5 r.p.m. R, 1/10 r.p.m. R, 1/12 r.p.m. L, 1/20 r.p.m., 1/40 r.p.m., 1/60 r.p.m., 1/180 r.p.m., 1/360 r.p.m.; 1/6 r.p.m. hour, 1/12 r.p.h., 1/48 r.p.h.; 1 r.p.m., 1 1/2 r.p.m., 2-3 way friction, 25/-.

HYSTERESIS REVERSIBLE MOTOR

Incorporating two coils. Each coil when energized will produce opposite rotation of the output shaft. 240 volt 50 cycle, 15 r.p.m., 6 r.p.m., 1 r.p.m., 1/5 r.p.m., 1/10 r.p.m., 1/20 r.p.m., 1/40 r.p.m., 1/60 r.p.m., 1/180 r.p.m., 1/360 r.p.m.; 1/6 r.p.m. hour, 1/12 r.p.h., 1/48 r.p.h.; 1 r.p.m., 1 1/2 r.p.m., 2-3 way friction, 25/-.

RECORDING INSTRUMENTS

ELLIOTT PORTABLE SINGLE PEN RECORDER TYPE 500

3 1/2 in. chart. Sensitivity 500 micro-amps. 1 in. and 6 in. per hour. 200/250 v. Size: 8 x 11 x 6 in. Weight 20 lb. £29/10/-.

ELLIOTT BROS. 3-7/8983. A single Pen Recorder. 5mA complete with Sweep and Recording Unit Type 1168A. Voltage range, 0-5 v., 0-10 v., 0-25 v. £27/19/-.

EVERSHED & VIGNOLE RD 9B 2 PEN RECORDER, WITH AMPLIFIER TYPE PA 10/L. Speeds 1/3, 6 in./secs. Full scale deflection of pens ±7-10 v. D.C. Movement 2 1/2 in. Our price £49/10/-.

KENT STRIP-CHARD INDICATING RECORDER.

Suitable for the measurement of anything that can be measured in terms of an electrical signal. Chart width 9 1/2 in. 10 mV/2 v. Sensitivity ±0.17 of full scale. Speed of operation 33 sec. for full-scale travel. Chart speeds 1/2 in., 3 in., 6 in. per hour. Single point £49/10/-, Four point £59/10/-.

TRANSISTOR 2 POSITION INDICATING TEMPERATURE CONTROLLER BY ETHER, TYPE 990

Completely transistorised self-contained direct deflection units for indicating and controlling temperature accurately over a wide range. Suitable where a signal can be converted into D.C. Sensitivity 10 ohms per M.V. Minimum P.S.D. 9 M.V. Cold junction compensation, thermocouple break protection. Copper compensation. Calibrated scale length, 6.5 in., 0-800 degrees centigrade accuracy ±1%. Front panel size 10 x 5 1/2 in., weight 11 lb. Mains supply 100-260 v. Control switching and Thermocouple connections all at back of case. Our price £22/10. List price £49. New condition.

EAC DIGIVISOR Mk. II DIGITAL READ-OUT DISPLAY

Ideally suitable for use in conjunction with transistorised decade counting devices. No need for amplifiers or relays as only a few milliwatts of power are required to charge the digits. The DIGIVISOR incorporates a moving coil movement which moves a translucent scale through an optical system and the resultant single plane image is projected on a screen. The translucent scale is made to represent digits 0-9. Specifications: 6.3 volt, 250 microamp. Image height 1/2 in. Size 4 9/16 x 2 3/64 x 1 1/2 in. Our price £2 1/2 Gns. List price £8 1/2 gns.

HIGH TEMPERATURE PRESSURE TRANSDUCER—Type NT4-317, by Solartron.

Highly accurate and stable performance. Suitable for uses in explosives and mining research, moulding, pressing and extrusion research. High temperature environmental instrumentation, etc. Available in the following pressures only: 0-75 p.s.i., 100, 150, 160, 200, 500 absolute 1,000. Gauge 0-150 p.s.i. differential. £19/10/-, Size 1 in. diameter, 1 in. length.

LOW COST ELECTRONIC & SCIENTIFIC EQUIPMENT & COMPONENTS

DIGITAL MAGNETIC DATA STORAGE DECK

These machines originally ex-computers, but lend ideally for use as audio stereo multi-track recording units or data storage. Record and Playback Heads encased in one common unit. This unique close spacing of Record and Playback Head will enable the operator to monitor instantly while recording, crosstalk between tracks absolute minimum. Head Resistance 40 ohms and 7 ohms. Freq. Response approx. 30 c.p.s.—30 Kc/s with a good response to 50 Kc/s. Deck driven by one synchronous capstan motor and two variable-speed rewind motors. Wow and flutter—detect if you can. Electro-pneumatic capstan take-up mechanism. Speed 37 1/2 i.p.s. (Note: Capstan Head can be easily removed and any diameter Capstan Head corresponding to any speed can be fitted.) All deck function push buttons are illuminated and are brought out to separate multi-core leads which can be wired to any deck function or auxiliary equipment. Finished in brush-aluminium and matt-black. Size: 27 x 26 x 8 in. Weight 90 lb. 230V-380V. A.C. Capstan motor speed 1,500 r.p.m. Must have cost £1,000. Our price £265. New condition but ex-equipment. VACUUM ASSEMBLY required for computer and data use. £7/10 extra. Seven Track record replay head, ex-computer, complete with guides, little used. £12/10/- in. Tape, 2,400 ft. £2/10/- new. Empty reels 25/-, in cassettes 45/-.

"V" SCAN DIGITAL SHAFT ENCODER BY MOORE REED

TYPE 18 DV
-10-EP116
3 discs. Size 18. Counts 524288 in 2 1/2 revolutions of shaft in V Scan. Brand new in maker's original sealed tins. List price £75 approx. Our price £22/10/-.

ANGULAR POSITION PICK-OFF TYPE ML300 BS BY MACLAREN CONTROLS

Input 40 volt 3 kc/s. Complete with through shaft for ganging. Brand new £20.

MALLARD DIGITAL CORE STORER TYPE AW 511 £49 10/- AW 510 £35

INSTRUMENT POTENTIOMETERS

COLVERN CLR-7304-

6 k. Continuous, 30/- CLR8505-1 k., 100 k., 35/-, 22 k., +22 k., 50/- CLR2402-104 Turn, 2 watts 30 k., 1 x 1/2 in. dia. 30/- CLR2501/3-10 Turn, 5 watts. Tropically sealed 500 ohms, 30 k., 50 k., 100 k., 45/-, 2601-10 Turn, 0.4 watts per turn. Res +2-1 in. +p.c.—1 k., 30 k., 100 k., 50/-, 1.5-5 Turn, 45/-.

COLVERN 10-TURN INSTRUMENT DIALS 10/6

HELICAL MULTI-TURN POTENTIOMETERS

Type	Value Turns	Type	Value Turns
Colvern 2402	15 104 30/-	Colvern 26/0500/17	1.5 5 50/-
Beckman A	100 10 50/-	Foxes CPL15/16	6 5 45/-
Colvern 2501/13	100 10 45/-	PMA 115	10 10 50/-
General Controls PYM130	250 20 45/-	General Controls CPM15/4	15 10 40/-
Beckman 9303	300 3 45/-	Beckman A	20 10 50/-
Kelvin Hughes KTP 0701	460 156 120/-	Colvern 25/01/264	25 10 45/-
General Controls PMA115	500 10 45/-	26/2501/13	30 10 50/-
Colvern 2505/168-118	500 5 40/-	Colvern 2402/11	30 10 30/-
Foxes PX4-H10	500 5 40/-	Beckman BA 95C	30 10 50/-
Colvern 2501	500 10 45/-	Reliance 07-10	50 10 45/-
26/1000/11	500 10 50/-	Colvern 25/03/730	50 10 45/-
		Foxes PX4/410	50 10 45/-
		Colvern 25/93/264	50 10 45/-
		Beckman A	100 10 50/-
		Colvern 2501/15	100 10 45/-
		Colvern 2801/3	100 10 45/-
		Colvern 26/1001/22	100 10 50/-
		General Controls PXM130	1 Meg 20 80/-
		General Controls PXM130	1 Meg 20 50/-
		Beckman A 25 ohms + 25 ohms	10 80/-
		Beckman 100ohms + 100 ohms	3 80/-

FERRANTI PRECISION CONTINUOUS WIRE-WOUND POTENTIOMETER, TYPE PA4

Size 15, Seven Sections. Ganged, giving seven different predetermined values, £25.

SINE/COSINE POTENTIOMETER

By Kelvin & Hughes, 8CP4 32 k. Brand new, £12/10/-.

TRIMPOTS 990 GB—Wirewound Microport Potentiometer. Low noise. Brand new, by well known manufacturer, 1 watt @ 70°C. 100 ohms and above ±5%. Available in the following values: Ohms: 5, 15, 25, 50, 100, 250, 400; 1K, 2K, 2.5K, 10K, 25K. Price, 1-9 = 20/- each, 10-25 = 15/- each, 25-50 = 12/- each, 50 and over 10/- each.

TEST EQUIPMENT

BC 221 FREQUENCY METER—ADVANCE TRANSISTORISED DC CRYSTAL CONTROLLED 125Kc/s.—20Mc/s. Complete with calibration charts. Fully overhauled. £29/10/-, Complete with mains unit—£39/10/-.

MUIRHEAD WIGAN LOW FREQUENCY DECADE OSCILLATOR D 638B. Frequency range 0.1c/s-2,120c/s. Our price £59/10/-.

Input Volts	Output Volts	Amps	Price
200-245 ±15%	12	4	£17/10/-
200-245 ±15%	48	4	£20
200-245 ±15%	12	1.25	£10/10/-

TEST EQUIPMENT—continued

EVERSHED BRIDGE MEGGER

250 volt, 50 meg. Insulation tester with built-in four decade bridges with ratio arms giving ratios of 100-10—0.1+0.01 and Selector switch for insulation, resistance and variety measurements. £29/10/-.



FEW ONLY TYPE 67008 EVERSHED BRIDGE MEGGER

500 volts Insulation 0-100 Meg. Bridge 001-999, 900 ohms with facilities for "VARLEY LOOP TEST". List price £120-+. Our price £69/10/-.

EVERSHED VIGNOLES MEGGER CIRCUIT TESTER (Low reading Ohmmeter).

Two ranges 0-3 0-30 ohms. Complete with leather case. Our price £8/10/-.

MARCONI VALVE VOLTMETER TF 428B/1.

Frequency response on probe 10 kc/s/13-1.0 Mc/s. Five separate Voltage Ranges. Overload Protection 100-250 A.C.I.P. Input 1MΩ Acc. ±2% or 0.02 v. Size: 10 x 16 1/2 x 9 in.—15 lbs. £9/10/-.

TYPE 13 A DOUBLE BEAM OSCILLOSCOPE

Time base 2 C/S.—750 K.C./S. Band width up to 5 M.C./S. Sensitivity 33 M.V./C.M. £25.



SOLARTRON CD 523. D.C. to 10 M.C./S., I.M.V./C.M. Maximum "Y" sensitivity, 4,000,000: 1 time base range. A good general purpose scope. £49/10/-.

TRANSFER FUNCTION ANALYSER OS103/VP 253

Frequency range 0.1 c/s to Kc/s covering electromechanical applications and servomechanisms. Resolves network response signals simultaneously into in-phase or quadrature components. Permits direct polar diagram plotting of a servo system frequency response using cartesian coordinates. Establishes data for Nyquist diagram, attenuation phase response and other servo characteristics. Gives network phase/amplitude response from 0.1 c/s to 1 K c/s. Deflection sense of two centre zero-meters gives immediate identification of vector quadrant involved. 40 db rejection on amplitude. High sensitivity 50 mV/Inch. High accuracy measurement of true R.M.S. volts. List price £1,600. Our price £595.

TRANSFER FUNCTION ANALYSER REFERENCE RESOLVER JX 746

for use with Transfer Function Analyser Os103/VP253 provided digital display of phase angle. Three decade digital 0-180° with lead/lag switch. Our price £125.

AC CARRIER CONVERTER JX 671A

Provides modulation and demodulation to adapt transfer function analyser for use with A.C. carrier systems. Frequency: 50 c/s, 60 c/s, 200 c/s, 400 c/s. Carrier supply 0-230 R.M.S. Our price £95.

SERVO TEST SET JX 563

Enables Testing of Servo Units and Systems by unskilled personnel. The unit consists of an L.F. amplitude—stabilised oscillator feeding the servo unit under test via a preset attenuator, the output from the servo being compared within the instrument against preset reference signals at chosen frequencies. Oscillator output: 10 volts R.M.S. unbalanced, or 20 volts R.M.S. balanced. Maximum current in load: 5MA. Oscillator frequencies any four from 0.5 cycle—500 cycles. Servo output limits: Minimum 30MV to maximum 100 volts. List price £450. Our price £150.

SOLARTRON AS 562 KLYSTRON POWER UNIT.

Suitable for supplying low voltage Klystron valves. Sine wave, Square wave and triangular wave modulation facilities provided. Precision reflector supply. L.T. 6.3 V.D.C. up to 1 amp adjustable output. Resonator supply 0-200V (Negative) Switched. Modulation internal 50 cycle symmetrical triangular, 3 Kc/s (±50 cycles) sine wave, 3 Kc/s (±50 cycles) sine wave. List price £220. Our price £25.

SOLARTRON ANALOGUE DIGITAL CONVERTER

IP 1115.2. 94z Sec Conversion Time. 10,000 conversion per second. Full scale reading ±15.99 v or 0V to ±9.99 v. Input imped. 25K. Output code 12 bits Binary Coded Decimal plus polarity. List price £680. Our price £195.

ELECTRONIC BROKERS LTD., 8, BROADFIELDS AVENUE, EDGWARE, MIDDXX. TEL. 01-958 9842

Callers by appointment only please. WW-165 FOR FURTHER DETAILS

NEW STANDARD CASES from OLSON



Type	Width Dim. A	Height Dim. B	Depth Dim. C	Type	Width Dim. A	Height Dim. B	Depth Dim. C
	Inches	inches	inches		inches	inches	inches
25A	6 $\frac{1}{2}$	4 $\frac{1}{2}$	4 $\frac{1}{2}$	61	15 $\frac{1}{2}$	7 $\frac{1}{2}$	9 $\frac{1}{2}$
25B	6 $\frac{1}{2}$	4 $\frac{1}{2}$	6 $\frac{1}{2}$	62	17 $\frac{1}{2}$	8 $\frac{1}{2}$	9 $\frac{1}{2}$
26A	8 $\frac{3}{4}$	5 $\frac{3}{4}$	6 $\frac{1}{2}$	63	16 $\frac{1}{2}$	9 $\frac{1}{2}$	9 $\frac{1}{2}$
26B	8 $\frac{3}{4}$	5 $\frac{3}{4}$	8 $\frac{1}{2}$	64	15 $\frac{1}{2}$	7 $\frac{1}{2}$	12 $\frac{1}{2}$
27A	12 $\frac{1}{8}$	7 $\frac{1}{2}$	5 $\frac{1}{2}$	65	17 $\frac{1}{2}$	8 $\frac{1}{2}$	12 $\frac{1}{2}$
27B	12 $\frac{1}{8}$	7 $\frac{1}{2}$	8	66	16 $\frac{1}{2}$	9 $\frac{1}{2}$	12 $\frac{1}{2}$
28A	14	10 $\frac{1}{2}$	6 $\frac{1}{2}$	75A	12 $\frac{3}{8}$	5 $\frac{3}{8}$	6 $\frac{1}{2}$
28B	14	10 $\frac{1}{2}$	8 $\frac{1}{2}$	75B	12 $\frac{3}{8}$	5 $\frac{3}{8}$	9
29A	10	4	6	76A	12 $\frac{3}{8}$	7 $\frac{7}{8}$	6
29B	10	4	8	76B	12 $\frac{3}{8}$	7 $\frac{7}{8}$	9
30A	12	5	7	77A	14 $\frac{3}{8}$	6 $\frac{3}{8}$	6 $\frac{1}{2}$
30B	12	5	8	77B	14 $\frac{3}{8}$	6 $\frac{3}{8}$	9
31A	14	6	6	81	4	4	6 $\frac{1}{8}$
31B	14	6	8	82	5	5	8 $\frac{1}{8}$
40A	4 $\frac{1}{2}$	6 $\frac{1}{2}$	6	83	6	6	10 $\frac{1}{8}$
40B	5 $\frac{1}{2}$	8 $\frac{1}{2}$	6	84	6	7	12 $\frac{1}{8}$
40C	5 $\frac{1}{2}$	8 $\frac{1}{2}$	8				

Quotations gladly given for customers' own specifications and special requirements

WRITE FOR FURTHER DETAILS TO

OLSON ELECTRONICS LTD., FACTORY NO. 8
5-7 LONG ST. LONDON E2 TEL: 01-739 2343

WW-166 FOR FURTHER DETAILS

ILIFFE BOOKS

COLOUR TELEVISION VOL. I: PRINCIPLES AND PRACTICE

P. S. CARNT, B.Sc.(Eng.), A.C.G.I., C.Eng., F.I.E.E., Leader of Colour T.V. Group Laboratories, R.C.A. Ltd., Zurich, and G. B. TOWNSEND, Ph.D., B.Sc., F.Inst.P., A.K.C., A.M.I.B.M., C.Eng., F.I.E.E., Head of Engineering Research, Thames Television Ltd.

A working knowledge of black and white television is assumed, and while the treatment is largely non-mathematical, the more advanced mathematics are given in the appendices. Most aspects of transmission and reception are discussed, though the emphasis is on the latter. For the service engineer, chapters on fault-finding have been added which illustrate the practical approach. Block diagrams and full circuits are included.

CONTENTS

Colour Measurements. Colour Picture Tubes. Cameras and Film Scanners. Transmitter Coding. Specification in N.T.S.C. Systems. Transmitter Coding Circuits. Introduction to Colour Receiver Design. Colour Receiver Amplifiers. Colour Receiver Decoding Circuits. Colour Receiver Reference Frequency Generators. Operation of the Shadow Mask Tube. Colour Receiver Test Equipment and Performance Measurements. Receiver Installation. Colour Receiver Fault Finding. Monochrome Reception on N.T.S.C. Signals. Shortcomings of N.T.S.C. Systems. Appendices.

487 pp. 233 illustrations. 16 pp. plates—8 in colour.
85s. net, 86s. 8d. by post.


ILIFFE BOOKS LTD.

42 RUSSELL SQUARE, LONDON, W.C.1

All overseas enquiries & orders please address to:
COLOMOR (ELECTRONICS) LTD.
170 Goldhawk Rd., London, W.12. Tel. 01-743 0899

BOONTON STANDARD SIGNAL GENERATOR MODEL 80. Frequency 2-400 Mc/s. In 6 ranges. AM, 400 and 1,000 c/s. and external modulation. Provision for pulse modulation. Piston type attenuator 0.1μ-100 mV separate meter for modulation level and carrier level. Precision flywheel tuning. 117 v. A.C. input. With instruction manual, £95. Carriage 30/-.

Ditto but military version TS.497B. £100. Carriage 30/-.



MARCONI SIGNAL GENERATOR TYPE TF 144G. 85 kc/s.-25 Mc/s. Excellent laboratory tested condition, with all necessary accessories with instruction manual, £45. P. & P. 15/-.

BC 221 FREQUENCY METERS. 125-20,000 kc/s. Accuracy 0.01%. Complete with individual Calibration book. In brand new condition with headphones and instruction book. £45. P. & P. 20/-. Mains P.S.U. for above, £11/10/-. Carriage 5/-.

MARCONI SIGNAL GENERATOR TF 801/A/1. 10-300 Mc/s. in 4 bands. Internal at 400 c/s. 1 kc/s. External 50 c/s to 10 kc/s. Output 0-100 db below 200 mV from 75 ohms source. £85. P. & P. 20/-. including necessary connectors, plugs, and instruction manual.

BROADBENT MICROWAVE SIGNAL GENERATOR TYPE 903. Frequency range 6,800-11,000 mc/s. directly calibrated. Pulse rate 40-400 c/s and X 10 multiplier, delay 3-300 Usec. Width .05 to 10 Usec. Input for external synchronisation and modulation. Output delayed and undelayed synchronised directly calibrated attenuator. £85. Carriage 30/-.

DAWE VALVE VOLT METER TYPE 613B. Range 0.03v to 300v in nine ranges. Frequency 20 c/s to 2 mc/s. 4in. rectangular meter. 250v A.C. 50 c/s £17/10/-. Carriage 30/-.

SOLATRON LABORATORY REGULATED POWER UNIT MODEL SRS 151 A. Variable voltage, positive output: 20-250v; 250/500v x 300 mA (metered). Negative output 0-170v (unmetered). Fixed negative output 170v. Two separate 6.3v and 5 amp outputs. Volts —mA meter switch. H.T. Safely sutured. 200/250v A.C. 50 c/s. £45. Carriage 30/-.

MARCONI VIDEO OSCILLATOR TF 885A. Sine wave output 25 c/s to 5 Mc/s in 2 bands. Squarewave output 50 c/s to 150 c/s in 2 bands. Freq. accur. ±2% ±2 c/s. Power supply 100/125/200/250 v. A.C. £55. (Ditto but 25/12 mc/s in 3 bands/885A/1). £85. Carriage 40/-.

PRECISION VHF FREQUENCY METER TYPE 183. 20-300 Mc/s with accuracy 0.03% and 300-1,000 Mc/s with accuracy 0.3%. Additional band on harmonics 5.0-6.25 Mc/s with accuracy + -2x10⁻⁴. Incorporating calibrating quartz 100 kc/s + -5x10⁻⁶ 120/220 v. A.C. mains. £85. Carriage £2.

AIRMEC FREQUENCY STANDARD METER TYPE 761. 10c, 100c, 10kc, 100kc, 1Mc. £80. Carriage 30/-.

COSSOR OSCILLOSCOPE TYPE 1049. £45. Carriage 30/-.

Fuller descriptions of the following upon request.

SIGNAL GENERATOR TYPE 62 COMPLETE WITH P.S.U.

HEWLETT-PACKARD ELECTRONIC COUNTING UNIT.

MICROWAVE SPECTRUM ANALYZER TYPE SA 18 MANUFACTURED BY RACAL.

DAWE STORAGE OSCILLOSCOPE TOGETHER WITH TRACE SHIFTER.

SIGNAL GENERATOR CT 218 (FM/AM) MARCONI TF 937. 85kc/s to 30 mc/s in 8 ranges. Output level variable in 1 db steps from 1μV to 100mV into 75 ohms. Also 1 volt outputs down to 0.1μV into 7.5 ohms. Internal mod at 400 c/s, 1 kc/s, 1.6 kc/s and 3 kc/s. Variable mod. depths and deviation. Crystal calibrator 200 kc/s and 2 mc/s. F.M. at frequencies above 394 kc/s. Monitor speaker for beat detection. Panclimatic. 100 to 150, 200 to 250V A.C. 45 to 100 c/s. Weight 117 lbs. Measurements 17" x 20 $\frac{1}{2}$ " x 17 $\frac{1}{2}$ ". £85. Carriage 30/-.

TAYLOR TYPE 3 OUTPUT POWER METER. 5 mW to 5 W F.S.D., 2.5 to 20,000 ohms. £15/10/-. Post and packing 15/-.

BOONTON "Q" METER TYPE 160A. Frequency range 50 kc/s to 50 mc/s. "Q" range 0-250 with multiplier of 2.5. Main tuning capacitor 30-500pF with separate ±3pF inter-plating capacitor. Power supply 220/250VAC. £75. Carriage 30/-.

AVO VALVE TESTER MODEL 3. Measurement of mutual conductance 0-100mA/V in four ranges. Screen 0-300v., panelled 0-400v., grid 0-100v. Filament 0/126v. Insulation 0/10m ohms. Rectifying valves and signal diodes can be tested under load conditions, short circuiting of electrodes and cathode insulation can also be measured. Complete with data book @ £45. Carriage 30/-.

FURZEHILL SENSITIVE VALVE VOLTMETER TYPE 378 B/2. Accurate measuring AF and MF voltages up to 250 kc/s in the ranges 10mV (full scale) to 100v. (full scale). Logarithmically divided. A db scale provided for 0-20 db, 0 db being 1mV. Automatically set zero for every range. A jack is provided for monitoring the input signal if required. 220/250v. A.C. £27/10/-. Post and packing 10/-.

END OF RANGE: MARCONI VALVE VOLT METER. Type T.F.428. £9. Carriage 10/-.

SIGNAL GENERATOR. Type C.T.53. £10. Carriage 15/-.

EVERSHED & VIGNAL 500 V, 100 Ohms meggers. £15. Post and packing 15/-.

P. C. RADIO LTD.
170 GOLDHAWK ROAD, W.12
SHEpherd's Bush 4946

BI-PAK GUARANTEE SATISFACTION OR MONEY BACK

KING OF THE PAKS Unequaled Value and Quality
SUPER PAKS BRAND NEW—UNTESTED SEMICONDUCTORS

Satisfaction GUARANTEED in Every Pak, or money back.

PAK NO.		
U1	120 Glass Sub-min. General Purpose Germanium Diodes	10/-
U2	60 Mixed Germanium Transistors AF/RF	10/-
U3	75 Germanium Gold Bonded Diodes sim. OA5, OA47	10/-
U4	40 Germanium Transistors like OC81, AC128	10/-
U5	60 200mA Submin. Sil. Diodes	10/-
U6	40 Silicon Planar Transistors NPN sim. BSY95A, 2N706	10/-
U7	16 Silicon Rectifiers Top-Hat 750mA up to 1000V	10/-
U8	50 Sil. Planar Diodes 250mA OA/200/202	10/-
U9	20 Mixed Volts 1 Watt Zener Diodes	10/-
U11	30 PNP Silicon Planar Transistors TO-5 sim. 2N1132	10/-
U12	12 Silicon Rectifiers EPOXY 500mA up to 800 PIV	10/-
U13	30 PNP-NPN Sil. Transistors OC200 & 2S104	10/-
U14	150 Mixed Silicon and Germanium Diodes	10/-
U15	30 NPN Silicon Planar Transistors TO-5 sim. 2N697	10/-
U16	10 3-Amp Silicon Rectifiers Stud Type up to 1000 PIV	10/-
U17	30 Germanium PNP AF Transistors TO-5 like ACY 17-22	10/-
U18	8 6-Amp Silicon Rectifiers BYZ13 Type up to 600 PIV	10/-
U19	30 Silicon NPN Transistors like BC108	10/-
U20	12 1.5 Amp Silicon Rectifiers Top Hat up to 1000 PIV	10/-
U21	30 A.F. Germanium alloy Transistors 2G800 Series & OC71	10/-
U22	10 1-Amp Glass Min. Silicon Rectifiers High Volts	10/-
U23	30 Madt's like MAT Series PNP Transistors	10/-
U24	20 Germanium 1-Amp Rectifiers GJM up to 300 PIV	10/-
U25	25 300 Mc/s NPN Silicon Transistors 2N708, BSY27	10/-
U26	30 Fast Switching Silicon Diodes like IN914 Micro-min	10/-
U28	Experimenters' Assortment of Integrated Circuits, untested. Gates, Flip-Flops, Registers, etc. 8 Assorted Pieces	20/-
U29	10 1 Amp SCR's TO-5 can up to 600 PIV CRS1/25-600	20/-
U30	15 Plastic Silicon Planar trans. NPN 2N2924-2N2926	10/-
U31	20 Silicon Planar plastic NPN trans. low noise Amp 2N3707	10/-
U32	25 Zener diodes 400 mW DO-7 case mixed Vts. 3-18 Vts.	10/-
U33	15 Plastic case 1 Amp silicon rectifiers in 4000 series	10/-

Code Nos. mentioned above are given as a guide to the type of device in the Pak. The devices themselves are normally unmarked

QUALITY-TESTED VALUE PAKS

2 Drift Trans. 2N1225 Germ. PNP 100 Mc/s	10/-	3 AF116 Mullard Type Trans.	10/-
6 Matched Trans. OC44/81/81D	10/-	12 Assorted Germ. Diodes Marked	10/-
30 Red Spot AF Trans. PNP	10/-	4 AC126 Germ. PNP Trans.	10/-
16 White Spot RF Trans. PNP	10/-	1 ORP61 Photo-conductive cell	10/-
5 Silicon Rects. 3 A 100-400 PIV	10/-	4 Silicon Rects. 100 PIV 750mA	10/-
2 10 A Silicon Rects. 100 PIV	10/-	3 AF17 Trans. Mullard Type	10/-
2 OC1 140 Trans. NPN Switching	10/-	7 OC81 Type Trans.	10/-
1 12 A SCR 100 PIV	10/-	3 OC171 Trans. Mullard Type	10/-
3 Sil. Trans. 25303 PNP	10/-	5 2N2926 Sil. Epoxy Trans.	10/-
4 Zener Diodes 500mW 3-12V	10/-	7 OC71 Type Trans.	10/-
3 200 Mc/s Sil. Trans. NPN BSY28/27	10/-	25 Trans. Heatsinks fit TO18, 8012, etc.	10/-
3 Zener Diodes 400mW 33V 5% Tol.	10/-	2 2S701 Sil. Trans. Texas	10/-
4 High Current Trans. OC42 Eqty.	10/-	3 12 Volt Zeners 400mW	10/-
2 Power Transistors 1 OC26 1 OC35	10/-	2 10 A 600 PIV Sil. Rects. 1845R	10/-
5 Silicon Rects. 400 PIV 250mA	10/-	3 BC108 Sil. NPN High Gain Trans.	15/-
4 OC76 Transistors Mullard Type	10/-	1 2N910 NPN Sil. Trans. VCB100	15/-
1 Power Trans. 220 10V	10/-	2 1000 PIV Sil. Rect. 1.5 A R53910 AP	15/-
10 OA292 Sil. Diodes Sub-min.	10/-	3 BSY95A Sil. Trans. NPN 200 Mc/s	15/-
2 Low Noise Trans. NPN 2N929/30	10/-	3 OC200 Sil. Trans. Mullard	10/-
1 Sil. Trans. NPN VCB 100 2T86	10/-	2 Sil. Power Rects. BYZ13	15/-
8 OA81 Diodes	10/-	1 Sil. Power Trans. NPN 100mc/s	15/-
4 OC22 Transistors Mullard Type	10/-	TK201A	15/-
4 OC77 Transistors Mullard Type	10/-	6 Zener Diodes 3-15V Sub-min.	15/-
5 Metal Alloy Transistors Mat. Type	10/-	1 2N1132 PNP Epitaxial Planar Sil.	15/-
4 Sil. Rects. 400 PIV 500mA	10/-	3 2N697 Epitaxial Planar Trans. Sil.	15/-
5 GET884 Trans. Eqty. OC44	10/-	4 Germ. Power Trans. Eqty. OC16	15/-
5 GET883 Trans. Eqty. OC45	10/-	1 Unijunction Trans. 2N2646	15/-
2 2N708 Sil. Trans. 300 Mc/s NPN	10/-	2 Sil. Trans. 200 Mc/s. 60Veb ZT83/84	15/-
5 GT41/45 Germ. Trans. PNP Eqty. OC71	10/-	1 Sil. Planar Trans. NPN 100 Mc/s	15/-
3 GT31 LF Low Noise Germ. Trans. PNP	10/-	1 BSY25	15/-
6 IN914 Sil. Diodes 75 PIV 75mA	10/-	1 Unijunction Trans. 2N2160 TO-5	15/-
6 OA95 Germ. Diodes Sub-min. IN69	10/-	2 Sil. Rects. 5 A 500 PIV Stud Type	15/-
3 NPN Germ. Trans. NKT773 Eqty. AC130	10/-	1 10 A Sil. Stud Rect. 800 PIV	15/-
2 OC22 Power Trans. Germ.	10/-	1 Tunnel Diode AEY11 1050 Mc/s	15/-
2 OC28 Power Trans. Germ.	10/-	2 2N2712 Sil. Epoxy Planar HFE225	15/-
4 OC72 Mullard Trans.	10/-	8 BY 100 Type Sil. Rects.	20/-
4 AC128 Trans. PNP High Gain	10/-	25 Sil. and Germ. Trans. Mixed, all marked, New	30/-
2 AC127/128 Comp. pair PNP/NPN	10/-		
2 2N1307 PNP Switching Trans.	10/-		
7 CG628 Germ. Diodes Eqty. OA71	10/-		

FREE One 10/- Pack of your own choice free with orders valued £4 or over.

SIL. RECTS TESTED		SCR'S		LOWEST PRICE LARGEST RANGE		INTEGRATED CIRCUITS	
PIV 750mA 3A	10A 30A	PIV 7A	16A 30A	1/8	1/4	1/8	1/4
50 2/4	3/4 8/8	25 7/8	7/8 30/30	25	30/30	Epoxy TO5 8 lead	@ 11/-
100 2/8	3/8 6/15	50 7/8	8/8 10/8 35/35	100 8/8	10/15 45/45	µL 900 Buffer @ 11/-	@ 11/-
200 2/8	4/8 6/8 20/20	100 8/8	15/20 55/55	200 12/8	20/25 55/55	µL 914 Dual Gate	@ 11/-
300 3/4	4/8 8/15 25/25	200 12/8	20/25 55/55	300 15/20	25/25	µL 923 J-K Flip Flop	@ 14/-
400 3/8	6/8 9/8 25/25	400 17/8	25/35 80/80	400 17/8	25/35 80/80	IC circuits data, etc.	1/8
500 4/8	6/8 9/8 30/30	500 30/40	45/95	500 30/40	45/95		
600 4/3	7/10 37/37	600	40/50				
800 4/8	8/15 40/40						
1000 6/10	17/8 50/50						

PLASTIC PLANARS	
2N3708A	21/-
8 FOR 10/-, 20 FOR 20/-, 100 FOR £4.	
FULLY TESTED TRANS.	

UNIUNION	
UT46, Eqty. 2N2646	7/6
Eqty. TS43	
ORP 12	8/6
ORP 60	
ORP 71	EACH

C.W.O. please add 1/- p. & p. Min. Order 10/-

PRINTED CIRCUITS EX-COMPUTER

Packed with semiconductors and components, 10 boards give a guaranteed 30 trans and 30 diodes. Our price 10 boards 10/- Plus 2/- P. & P.

BI-PAK SEMICONDUCTORS 500 Chesham House
 150 Regent Street London, W.1
 (DEPT. WW)

ELECTROVALUE

RAPID MAIL ORDER SERVICE

ALL GOODS BRAND NEW · ATTRACTIVE DISCOUNTS
 NO SURPLUS OR SECONDS

★ Unbeatable Value in New Semiconductors

30 watt BAILEY AMPLIFIER complement
 MJ481 NPN } matched pair output £2.19.0
 MJ491 PNP }
 40361 12/6; 40362 16/8;
 40361 NPN } BC125 12/-; BC126 12/-;
 40362 PNP } matched pair drivers £1.10.3
 BC107 2/9; BC109 2/9.
 Total for one channel £7.8.0 list; with 10% discount only £6.13.3.
 Total for two channels £14.16.0 list; with 15% discount only £12.11.8.
 Power Supply Kit (single rail) £4.10.0

G.E. 2N2926 plastic range: 18V 200mW
 Red spot $\beta = 55$ to 110 2/3 Yellow spot $\beta = 150$ to 300 2/9
 Orange spot $\beta = 90$ to 180 2/6 Green spot $\beta = 235$ to 470 3/-
 2N2926, our choice of colour 2/2 each, 10 for 21/-.
 High reliability ceramic types available:
 CS2926 red 3/9; orange 4/-; yellow 4/3; CS2925 25V $\beta = 235$ to 470 5/-.

Texas SILECT range		BC107 SERIES	
30V 800mA NPN		300mW 300MHz fT T018	
2N3704 $\beta = 90$ to 330	4/-	BC107 45V $\beta = 125$ to 500	2/9
2N3705 $\beta = 45$ to 165	3/8	BC108 20V $\beta = 125$ to 900	2/6
25V 200mA PNP		BC109 20V $\beta = 240$ to 900	2/9
2N3702 $\beta = 60$ to 300	4/-		
2N3703 $\beta = 30$ to 150	3/9	BC167 SERIES	
small signal NPN		180mW 300MHz fT T092	
2N3707 low noise	4/6	BC167 45V $\beta = 125$ to 500	2/3
2N3711 $\beta = 180$ to 660	4/-	BC168 20V $\beta = 125$ to 900	2/-
small signal PNP		BC169 20V $\beta = 240$ to 900	2/3
2N4058 low noise	5/-		
2N4062 $\beta = 180$ to 660	4/3	BC109 and BC169 are low noise. BC167, BC168 and BC169 are plastic.	

FETs MPF105 25V max., gm = 2 to 6mA/V, low noise 8/-.
 2N3819 25V max., gm = 2 to 6mA/V, low noise 10/-.

Mini TRANSISTORS WITH mighty SPECIFICATIONS
 2N4285 PNP hFE 35-150 at 10mA fT 7MHz min.
 2N4286 NPN 30V hFE over 100 at 10mA to 1mA fT 280MHz typ
 2N4289 PNP 60V hFE over 100 at 100µA to 1mA fT 170MHz typ
 2N4291 PNP 40V hFE over 100 at 100mA } complementary driver/
 2N3794 NPN 40V hFE over 100 at 100mA } output
 2N4294 NPN 30V UHF, N.F. 6dB max at 100MHz fT 570MHz typ
 B5001 Power, 14-3W at 100°C base temp. Insulated base, T066 size.
 35V hFE over 100 at 0-5A.
 Prices: 2N4285 to 2N4292, 2N3794 3/3; B5001 13/6.
 RECTIFIERS 100V PIV λ A type TS1, 2/-; 400V PIV λ A type TS4, 2/9.
 850V PIV λ A type BYZ38 3/9; 1000V PIV 1-5A type IN5054 3/11.
 FOR FURTHER DATA on the above semiconductors and many others, see our catalogue price 1/- only, post free.

ZENER DIODES
 3V to 27V 5% 400mW all preferred voltages, 4/6 each.

★ PEAK SOUND PRODUCTS
 CIR-KIT No. 3 Pack, 12/6 adhesive copper strip, 5ft. \times $\frac{1}{2}$ or $\frac{3}{8}$ in., 2/-
 100ft \times $\frac{1}{2}$ or $\frac{3}{8}$ in., 30/- Perforated board 0.1in. matrix 5in. \times 3 1/2 in., 4/-
 2 1/2 in. \times 3 1/2 in., 2/6: 2in. \times 3 1/2 in., 1/9.

ALL PEAK SOUND PRODUCTS AS ADVERTISED

★ SUPER QUALITY NEW RESISTORS

Carbon film high stab, low noise:
 1/8W 10% 1 Ω to 3-3 Ω } 1/10 doz., 14/6 per 100.
 1/8W 5% 3/9 Ω to 1M Ω }
 1/4W 10% 4-7 Ω to 10M Ω } 1/9 doz., 13/6 per 100.
 1/2 W 5% 4-7 Ω to 10M Ω 2/2 doz., 17/- per 100.
 1W 10% 4-7 Ω to 10M Ω 4d. each, 3/3 doz., 25/10 per 100.
 1/6 less per 100 if ordered in complete 100's of one ohmic value.
 Please state resistance values required.
 QUALITY CARBON SKELETON PRE-SETS: 100 Ω , 250 Ω , 500 Ω ,
 1K Ω , 2K Ω , 2.5K Ω , 5K Ω , 10K Ω , 20K Ω , 50K Ω , 100K Ω , 200K Ω ,
 250K Ω , 500K Ω , 1M Ω , 2M Ω , 2.5M Ω , 5M Ω , 10M Ω .
 Available in horizontal or vertical mounting 1/- each.

★ ELECTROLYTICS,
 SUB-MIN., C426 RANGE (μ F/V): 0.64/64, 1/40, 1.6/25, 2.5/16, 2.5/64,
 4/10, 4/40, 5/64, 6.4/64, 6.4/25, 8/40, 10/25, 10/16, 10/64, 12.5/25, 16/10,
 16/40, 20/16, 20/64, 25/64, 25/25, 32/4, 32/10, 32/40, 32/64, 40/25, 40/16,
 50/64, 50/25, 50/40, 64/4, 64/10, 80/25, 80/16, 80/25, 100/64, 125/4, 125/10,
 125/16, 160/25, 200/64, 200/10, 250/4, 320/25, 320/64, 400/4, 500/25,
 1/4 each.
 MINIATURE (μ F/V): 5/10, 10/10, 10/25, 25/10, 50/10 9d. each. 25/25,
 50/25, 100/10, 200/10, 1/- each. 50/50, 2/-, 100/50, 2/6. 250µF 25V 2/6.

★ POTENTIOMETERS (short spindle): 100 Ω to 10M Ω lin, 5K Ω to 5M Ω log 2/3 each. Dual, long spindle; 10K, 25K, 50K, 100K lin or log, 10/6d. each.

ELECTROVALUE SERVICES INCLUDE
 COMPONENT DISCOUNTS: 10% for total order value exceeding £3 list.
 15% for total order value exceeding £10 list.
 Post and Packing: Up to £1-1/- Free on orders over £1.
 OVERSEAS ORDERS WELCOMED—Carriage at cost.
 CATALOGUE—SEND 1/- for our latest catalogue containing data on 200 up-to-date semiconductors available from stock as well as many other components, also transistor equivalents table. Invaluable to every serious experimenter and designer. Everything at best possible prices.
 Stores Telephone No. EGHAM 5533 (STD 0784-3).

ELECTROVALUE
 Dept. WW.11, 6 MANSFIELD PLACE, ASCOT, BERKSHIRE

IMMEDIATE DESPATCH

2N385A/	2G306	9/6	AF196	12/-	BTY79/700R	0AZ246	3/6	OC204	8/-
2N388A	15/-	2G308	6/9	AF211	10/3	0AZ269	3/6	OC205	9/6
2N696	9/6	2G309	10/-	AF212	11/3	0AZ270	3/6	OC206	10/6
2N697	9/6	2G339A	5/-	ASY27	5/8	OC19	5/-	ORP12	9/6
2N706	4/-	2G348B	3/-	ASY28	4/4	BYX36/100	OC20	ORP60	8/-
2N706A	6/6	2G371B	4/-	ASY26	5/8	BYX36/150	2/-	ORP61	8/-
2N711	7/6	2G374B	5/-	ASY29	4/4	BYZ10	11/3	ORP93	9/6
2N711A	7/6	2G382	6/-	ASZ21	11/-	BYZ12	7/5	ORP93	18/-
2N1131	9/6	28002	6/-	ATY10	30/6	BYZ13	5/4	OC28	12/-
2N1132	7/6	28017	8/-	AUY10	39/6	BZY93/C24	OC28	OC29	12/-
2N1302	5/-	28018	8/6	BALL5	2/8	BYY21	12/8	OC30	12/-
2N1303	5/-	28012A	20/-	BAY38	3/-	GET102	6/-	OC35	9/6
2N1304	5/-	28025	45/-	BC107	4/3	GET103	4/6	OC36	13/-
2N1305	5/-	28702	15/-	BC108	4/4	GET113	5/-	OC36	13/-
2N1306	8/-	AAV11	2/-	BC109	4/3	GET114	4/-	OC42	3/6
2N1307	6/-	AAV30	2/-	BCY30	7/-	GET115	9/-	OC43	5/-
2N1308	10/6	AC107	14/6	BCY31	9/-	GET573	7/6	OC44	3/-
2N1309	10/6	AC126	6/6	BCY32	18/-	OA5	3/8	OC45	3/-
2N1813	12/-	AC127	6/-	BCY33	4/8	OA7	1/6	OC71	4/6
2N2368	5/6	AC128	4/-	BCY34	6/4	OA79	1/6	OC72	3/6
2N2369	5/6	AC176	7/6	BCY38	8/-	2xOA79M	4/6	OC75	5/6
2N2446	10/-	AC177	5/8	BCY39	27/4	OA81	1/6	OC76	2/6
2N2147	17/-	AC178	3/4	BCY40	13/4	OA85	1/6	OC77	8/8
2N2160	14/6	AC179	4/4	BCY54	15/3	OA90	1/6	OC81Z	4/6
2N2925	6/-	AC190	3/8	BCY71	8/8	OA91	1/6	OC81D	3/6
2N2926	2/6	AC191	4/-	BCY71	8/8	OA95	1/6	OC82	4/6
2N3528	19/-	AC192	2/4	BCZ11	10/4	OA200	2/-	OC82D	3/6
2N3702	5/-	AD140	12/8	BD121	25/8	OA202	2/-	OC83	4/6
2N3703	5/-	AD149	11/8	BD123	32/-	OA210	6/4	OC123	7/6
2N3704	5/-	AD161	7/6	BFX13	4/8	OA211	9/-	OC139	8/6
2N3705	6/-	AD162	7/6	BFX40	7/6	OC140	12/-	OC169	8/6
2N3706	4/6	ADZ11	21/-	BFY50	6/-	OA2206	3/6	OC170	4/6
2N3708	3/9	ADZ12	23/4	BFY51	6/-	OA2207	7/6	OC200	6/6
2N3709	4/-	AF102	18/-	BFY52	6/-	OA2241	3/6	OC201	10/6
2N3710	5/-	AF114	4/8	BFY53	6/-	OA2242	3/6	OC202	18/4
2N3711	5/6	AF115	4/8	BH876	3/8	OA2243	3/6	OC203	8/-
2N3053	9/-	AF116	4/4	BH876A	3/4				
2N3055	22/-	AF117	4/4						
2N3820	29/-	AF118	9/-						
2G301	4/9	AF139	15/-	BTY87/150R	31/-				
2G302	3/9	AF239	12/-						

BC107, 8 & 9 2/9

1 WATT I.C.!!

PA234 @ 35/- ea delivers 1 watt output from a dual-in-line IC package.



20 Watt Power Amplifier Kit based on "AF11" Design £8/8/- complete (not case).

Hi-Fi Preamplifier based on design note 21. £6/10/3 complete (not case). Send now for full details.

FAIRCHILD I.C.'S

uL900 Buffer	1-6	6-12	12*
uL914 Dual Gate	11/-	9/6	8/4
uL923 JK Flip-Flop	11/-	9/6	8/4
Data/Article (6 pages)	2/6	12/6	11/9

TAA263 LINEAR AMPLIFIER 19/-

NOTICE

All Semiconductors offered by L.S.T. are fully to Manufacturers' specifications and bear the original Manufacturers' Type No./Batch No./Name or Trade Mark. We do not sell devices of the "re-marked" type.

LST COMPONENTS 7 COPTFOLD ROAD BRENTWOOD ESSEX 7904

TIS43A 6/9

Unijunction transistor sim. 2N2646 BEN300 etc. Data on request 25-99 5/3d 100 + 4/-

OCP71 MULLARD PHOTO-TRANSISTOR 18/3

2N3819 fet 10/-

COMPONENTS

Heat Sink Compound 6/-
Mica Washers etc. OC35 type 1/3 set.
Heat Sink for pair OC35 etc. 6/-
Solar Drive Motors run from IR Solar Batteries at 39/6.
Sun Cells B2M 12/6; B3M 15/-
S1M 19/-; S4M 33/6.
Solar Cell Assortment Pack 9/11.
DRR8 Reed Relay with PC Board mounting and diode etc. 10/-
Dialco Sub-Minature 10v. Panel lamps and holders only 1/4in. x 1 1/2in. long fixed by spring clip, 12/- dozen.
1404 Transducers 40 kc/s. Pair for £5/18/- with free circuit for transmitter and receiver.
1/4 and 1/2 Watt High Stabs - low noise sub-min. resistors. Over 100 pieces 2d. each.
Skeleton Presets, usual ranges 1/6 ea. Discounts on Dozens.
Mullard Miniature Electrolytics and Polyester, ex stock in large quantities.
S'Dec Breadboards with new 1968 Booklet with transistor data etc. 29/6 each.
Veroboard 43/1504 3/3; 43/1503 3/11; 46/1508 3/11; 45/1507 5/6.
All the above and more in our 1968 Catalogue 1/6.

34 PAGE CATALOGUE FREE TO OVERSEAS CUSTOMERS.
POST AND PACKING 9d.
TRADE AND RETAIL SUPPLIED

Apart from the short selection of SILICON TRANSISTORS & DIODES listed below, we can also supply a wide variety of Electronic Components, and Germanium transistors and diodes. All items offered for sale are guaranteed to be First Grade only and are subject to the manufacturers guarantee terms, where this applies to specific items. The prices stated below are current at the time of going to press for this magazine. Where prices are changed, for any reason whatever, customers will be charged at the price current at the date of despatch. Postage and packing is charged extra at the rate of 1/- per lb or 2/- per part thereof. (Minimum charge 1/-)

Customers living outside the United Kingdom, may permit in the currency of their home country, adding 10% of the total amount, to cover conversion charges.

Air Mail postage is charged extra. (Average weight of package is approximately 90 grams.)

SILICON TRANSISTOR PACKAGE
AF10 10 Watt Amplifier package by FAIRCHILD. Matched set of 5 transistors and 2 diodes 29/- each

SILICON DIODES

1N914	2/-	1N4148	1/6	BAX16	2/-	OA200	2/-
1N4009	2/-	1N4154	1/9	BAY38	2/-	OA202	2/-

ZENER DIODES
ZF series. 400mW range. 5% tolerance. 2.7v to 33v 4/- each

VARICAP DIODES

BA110	6/6	BA111	7/9	BA112	14/6
-------	-----	-------	-----	-------	------

TRANSISTORS

2N697	5/-	2N3242A	10/6	2N3707	3/10	2N4037	18/6
2N706	2/6	2N3390	8/8	2N3708	2/6	BC115	10/-
2N706A	3/2	2N3391A	7/-	2N3709	2/4	BC116	12/-
2N1711	8/3	2N3638	5/6	2N3710	2/7	BC125	13/6
2N2102	14/6	2N3668	10/9	2N3711	3/-	BC126	13/6
2N2369A	4/4	2N3702	3/6	2N3854	6/9	BFY50	5/3
2N3053	5/-	2N3703	3/2	2N3855	7/-	BFY51	4/4
2N3054	15/6	2N3704	3/8	2N3856	7/6	BFY52	5/3
2N3055	21/-	2N3705	3/2	2N3904	7/9	BFY53	4/4
2N3241A	9/6	2N3706	3/7	2N3906	7/9	BSY95A	3/9

BULK SUPPLY ARRANGEMENTS
We can supply the following transistors in quantity, in order to meet YOUR Development and Production requirements.
Small quantity prices are as shown. Prices for larger quantities are subject to negotiation.

Outline	Type	Price each	1-24	25-99	100-499	500+
TO-18	BC107	...	3/6	3/-	2/8	2/3
TO-18	BC108	...	3/-	2/8	2/5	2/1
TO-18	BC109	...	3/6	3/-	2/7	2/2
TO-92	BC168	...	2/6	2/4	2/2	2/2
TO-98	2N2926 GREEN	...	2/7	2/5	2/3	2/-
TO-98	2N2926 YELLOW	...	2/6	2/4	2/2	1/11

Quantity quotations for other types of transistors and diodes, will be given on request.
AVAILABILITY: normally EX-STOCK. (All items.)
Suppliers to: Government and Educational Establishments, H.M. Forces, B.P.O., ITV contracting companies, etc.
TERMS: C.W.O. (Nett monthly to approved account holders.)

M. R. CLIFFORD & COMPANY (Dept. WW) COMPONENT STOCKHOLDING SERVICES

66 OLD SCOTT LANE, GREAT BARR, BIRMINGHAM, 22A.

DUXFORD ELECTRONICS (WW) 97/97A MILL ROAD, CAMBRIDGE

Tel: Cambridge 63687
MINIMUM ORDER VALUE 5/-
C.W.O. Post and Packing 1/-
DISCOUNT: 10% over £2, 15% over £5

CERAMIC DISC CAPACITORS (Hunts). -500V ± 20%; 100, 220, 330pF. -20%, +80%; 470, 680, 1,000pF, 5d. each.

ELECTROLYTIC CAPACITORS (Mullard). -10% to +50%.

Subminiature (all values in µF)	Small (all values in µF)
4V 8 32 64 125 250 400	4V 800 1,250 2,000 3,200
6.4V 6.4 25 50 100 200 320	6.4V 640 1,000 1,600 2,500
10V 4 16 32 64 125 200 10V 400 640 1,000 1,600	
16V 2.5 10 20 40 80 125 16V 250 400 640 1,000	
25V 1.6 6.4 12.5 25 50 80 25V 180 250 400 640	
40V 1 4 8 16 32 50 40V 100 160 250 400	
64V 0.64 2.5 5 10 20 32 64V 64 100 160 250	
Price 1/6 1/3 1/2 1/- 1/1 1/2	Price 1/8 2/- 2/6 3/-

POLYESTER CAPACITORS (Mullard)
Tabular 10%, 160V: 0.01, 0.015, 0.022µF, 7d. 0.033, 0.047µF, 8d. 0.068, 0.1µF, 9d. 0.15µF, 11d. 0.22µF, 1/3. 0.47µF, 1/6. 0.68µF, 2/3. 1uF, 2/8. 400V: 1,000, 1,500, 2,200, 3,300, 4,700pF, 6d. 6,800pF, 0.01, 0.015, 0.022µF, 7d. 0.033, 0.047µF, 8d. 0.068, 0.1µF, 9d. 0.15µF, 11d. 0.15µF, 1/2. 0.22µF, 1/6. 0.33µF, 2/3. 0.47µF, 2/8.

Modular, metallised, P.C. mounting, 20%, 250V: 0.01, 0.015, 0.022µF, 7d. 0.033, 0.047µF, 8d. 0.068, 0.1µF, 9d. 0.15µF, 11d. 0.22µF, 1/3. 0.33µF, 1/5. 0.47µF, 1/8. 0.68µF, 2/3. 1µF, 2/8.

POLYSTYRENE CAPACITORS (5%, 160V (unencapsulated): 10, 12, 15, 18, 22, 27, 33, 39, 47, 56, 68, 82, 100, 120, 150, 180, 220, 270, 330, 390, 470, 560, 680, 820pF, 5d. 1,000, 1,500, 2,200pF, 6d. 3,300, 4,700, 5,600pF, 7d. 6,800, 8,200, 10,000pF, 8d. 15,000, 22,000pF, 9d.

1%, 100V (encapsulated): 100, 120, 150, 180, 220, 270, 330, 390, 470, 500, 560, 680, 820pF, 1/-, 1,000, 1,200, 1,500, 1,800, 2,200, 2,700, 3,300, 3,900pF, 1/6. 18,000, 22,000, 27,000, 33,000, 39,000pF, 1/9. 0.047, 5,000, 0.056µF, 2/-, 0.068, 0.052, 0.1µF, 2/3. 0.12µF, 2/9. 0.15, 0.18µF, 3/-, 0.22µF, 4/-, 0.27, 0.33µF, 5/-, 0.39µF, 5/8. 0.47, 0.5µF, 6/3.

POTENTIOMETERS (Carbon), miniature, 1in. x 1/2in. spindle. Lin. 100Ω to 10MΩ, Log. 5Ω to 5MΩ, 2/3.

SKELTON PRE-SET POTENTIOMETERS (Carbon): Lin. 100Ω to 5MΩ. Horizontal and vertical P.C. mounting. Miniature (0.5W), 1/-, Submin. (0.1W), 10d.

RESISTORS (Carbon film), very low noise. Range: 5%, 4.7Ω to 1MΩ; 10%, 10Ω to 10MΩ.
1W (10%), 11d (over 99, 1d), 100 off per value 12/-. 1/2W (5%), 2d (over 99, 1d), 100 off per value 13/6. 1W (10%), 2d (over 99, 1d), 100 off per value 13/9. 1/2W (5%) 2d (over 99, 2d), 100 off per value 15/6.

SEMICONDUCTORS: OA5, OA81, 1/9. OC44, OC45, OC71, OC81, OC81D, OC82D, 2/-, OC72, 2/3. OC170, OC171, 2/8. AF115, AF116, AF117, 3/-, OC73, 3/3. OC140, 4/3.
SILICON RECTIFIERS (0.5A): 170 P.I.V., 2/8. 400 P.I.V., 3/-, 800 P.I.V., 3/3. 1,250 P.I.V., 3/9. 1,500 P.I.V., 4/-.

PRINTED CIRCUIT BOARD (Vero).
0.15in Matrix: 3 1/2in x 2 1/2in, 3/3. 5 1/2in x 2 1/2in, 3/3. 3 1/2in x 3 1/2in, 3/3. 5 1/2in x 5 1/2in, 5/6. 0.1in Matrix: 3 1/2in x 2 1/2in, 4/-, 5in x 2 1/2in, 4/6. 3 1/2in x 3 1/2in, 4/6. 5in x 3 1/2in, 5/3.
RECORDING TAPE (Finest quality MYLAR - almost unbreakable).
Standard Play: 5in, 600ft, 7/8. 5 1/2in, 850ft, 10/8. 7in, 1,200ft, 12/8. Long Play: 3in, 225ft, 4/-, 5in, 900ft, 10/8. 5 1/2in, 1,200ft, 13/-, 7in, 1,800ft, 18/-.

Send S.A.E. for May, 1968 Catalogue

Wilkinsons FOR RELAYS



P.O. TYPE 3000 AND 600

**BUILT TO YOUR REQUIREMENTS—QUICK DELIVERY
COMPETITIVE PRICES—VARIOUS CONTACTS
DUST COVERS—QUOTATIONS BY RETURN
LARGE STOCKS HELD OF MINIATURE SEALED RELAYS**

**INCLUDING HIGH SPEED G.E.C. • SIEMENS • S.T.C. • ERICSSON • E.M.I. • BEST MAKES
25,000 IN STOCK • 150 TYPES • DETAILED LIST ON REQUEST**

EQUIPMENT WIRE 1/024 and 7/0076 PVC covered in various colours, 80/- per 1,000 yards. In 100 and 200 yard reels. Post 6/-.

LEDEX SOLENOID DRIVEN WAFER SWITCHES SIZE 68. From 90/- 11 Way and off. 3 to 24 Pole; also 4 Pole 12 Way and 54 Pole on/off.

SOLENOIDS type 3E in stock at 17/8 each. **CERAMIC AND PAXOLIN WAFER SWITCHES** available from stock at keen prices, send for list.

P.O. STANDARD RACKS 6ft U channel sides drilled for 19in. panels heavy angle base, 150/-, cge 20/-, Desk Units for Racks 30/-, cge 7/6.

HYGROMETER, reading humidity, 4in. round by Negretti and Zambra, scaled 0/100, 65/-, post 3/-.

MINIATURE BUZZERS, 12v. with tone adjuster, 7/6.

SPECIAL OFFER

43,500 Condensers 0.1 mfd 150 volts T.M.C. wire ended £15 per 1,000 or offer to clear lot.

AIR BLOWERS, 200/250 volt. A.C. cylindrical 7in. 7in. suitable for intake or extraction, 1/50th h.p. £10. 1/15th h.p. £11. 1/10th h.p. £14.

ELCOM STUD SWITCHES, 12 pole 2 way or 3 way types on 3 Banks, break before make action 50/- ea.

GEARED MOTORS, 3 r.p.m. or 1 r.p.m. 4 watts very powerful, reversible 24 v. AC 35/-, post 2/6, can be operated from 230v with our 20/- Transformer.

SUB-MINIATURE LAMPS, Flying leads 0.75 volts 50/- 100.

BATTERIES, Portable Lead Acid 6 volts 125 amp hours. In metal case 16in. by 11in. uncharged £5-10-0.

RATIO ARM UNITS, Sullivan 600Ω + 600Ω. 50/-, c. 15/-.

DOUBLE HEADPHONES, Balanced armature, Sound powered type DHR, 17/6. Post 3/-.

MICRO SWITCH, Burgess MK4BR, robust die cast casing, 8/6 each. Post 1/-.

BATTERY CHARGERS at special price made by Westinghouse, worth £35. Input 200/250v AC, output 6v 15 amps DC, with ammeter, fuses; regulated by a 4-position switch and sliding resistance. OUR PRICE 170/-.

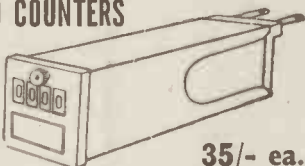
PHOTOGRAPHIC EQUIPMENT. Condenser lenses, Plano-Convex optically ground and polished 1 1/2in. dia 2 1/2in. focus 7/6 post 2/-, 2 1/2in. dia. 3in. focus 10/- post 2/6, 6in. dia. 10in. focus 35/6 post 4/6. **LAMP HOUSES** with pair of 6in. lenses mounted in a 9in. square case, ideal spotlight 70/- ea. post 10/-.

PROJECTION LENSES Dallmeyer 33mm. mount for G.B.L. 516 Prof. 65mm. 70/- ea. post 2/-.

PHOTOFLOODS G.E.S. 230 v. 1,000 w. 10/- ea. post 7/6. **MIRRORS** optically ground and polished 10in. x 8in. x 1/2in., 15/-.

HIGH SPEED COUNTERS

3 1/2 x 1 1/2in., 10 counts per second with 4 figures. The following D.C. voltages are available, 6 v., 12 v., 24 v., 50 v. or 100 v.



35/- ea.

SUB-MINIATURE Microswitch Honeywell S.P.D.T. type 11 SM1 TN 13 size 1 1/2 x 1 1/2 x 1/2 6/6 ea. or mounted in fives for 22/6 post free.

DIGITAL INDICATOR, KGM M5 28 vt. 0 to 9, 50/- ea. **SPEAKERS** ELAC 5in. ROUND. 9700 Gauss. 3Ω 12/6. Post 2/6.

JACK PLUGS, 2 Point with screw-on cover, 2/6, post 0d. **PO 201** with cord 3/-, post 1/6.

PLUG-IN RELAYS, Inderx 4 change-over HD contacts 28 v. D.C. or 240 v. A.C. with base and cover, 35/- ea.

RELAYS, 24 v. D.C. 4 make 4 break HD 12/6 each.

L. WILKINSON (CROYDON) LTD.
LONGLEY HOUSE LONGLEY RD. CROYDON SURREY

Phone: TMO 0236 Grams: WILCO CROYDON

PO 3,000 RELAY COILS at special low prices for quantities of 100. Send us your enquiries.

METERS GUARANTEED. Complete list available.



Microamps 0/100 2 1/2in. MC 40/-
Microamps 0/500 2in. MC 25/-
Microamps 0/500 2 1/2in. MC 37/6
Milliamps 0/50 2 1/2in. MC... 35/-
Milliamps 0/500 3 1/2in. MC 54/-
Amps 50-0-50 2in. MC... 17/6
Amps 0/5 2in. MC... 37/6
Volts 5/0/5 2 1/2in. MC... 25/-
Volts 0/20 2in. MC... 37/6
Volts 0/10 A.C. 3 1/2in. MCR 70/-

MICROAMPS 0/50 scaled in Rontgens 2 1/2in. MC 45/-.
LEAK DETECTOR A.E.I. mains powered £35 ea.
PORTABLE VOLTMETERS 0/250 Moving Iron AC/DC, 6in. scale, in polished wood case, £7/10/-.

ONE HOLE FIXING SWITCHES

SINGLE POLE, Double Throw, 3 amp, 250 v. A.C. can be used as on/OFF or CHANGE-OVER switch. 18/- per dozen, 130/- per 100, post 2/-, post 5/-.



CLOCKWORK MECHANISM. Precision made. Contacts making and breaking twice per second in sound-proof case with thermostat controlled heating, 12 or 24v. 18/6 post 6/-.

"VISCONOL-CATHODRAY" CONDENSERS. .001 mfd. 10 kV, 5/-; .002 mf. 15 kV, 9/-; .02 mf. 10 kV, 10/-; .025 mf. 2.5 kV, 5/-; .05 mf. 5 kV, 9/-; 0.1 mf. 4 kV, 9/-; .6 kV, 17/6; 0.5 mf. 2.5 kV, 17/6; 1 mfd. 2 kV, 17/6.

RESISTORS, wire wound or carbon, potentiometers, condensers, quantities ex-stock at low prices.
BRIDGE MEGGERS SERIES I. With resistance box and leads, 1,000 v., 0-100 megohms. £60 ea.



TRANS/RECEIVER TWO-TWO

This is one of the Latest Releases by the Govt. of an extremely recent R/T set covering 2-8 Mc/s. in two switched Bands, containing 13 Valves (3 EL32s in TX Output) which can be used for Morse CW or R/T. Also has Nesting Trimmer, BFO, RF & AF Controls, Switched Meter for checking all parts of set. Size 17in. x 8in. x 12in. Power required LT 12 volts DC, HT 325 Volts D.C. Supplied Brand New and Boxed with Headphones & Mike, also Two Spare Valves and Circuit of set. Few only at £5/10/-, Carr. 30/-.

V.H.F. TRANS/RECEIVER

THIS IS THE AFV VERSION WHICH CONTAINS A SQUELCH CIRCUIT USING 3 MORE VALVES MAKING A TOTAL OF 18. EVERYTHING ELSE AS BELOW. This is a modern self contained tunable V.H.F. low powered frequency modulated transreceiver for R.T. communication up to 8-10 miles. Made for the Ministry of Supply at an extremely high cost by well-known British makers, using 15 midjet B.G. 7 valves, receiver incorporating R.F. amplifier, Double superhet and A.F.C. Slow motion tuning with the dial calibrated in 41 channels each 200 kc/s apart. The frequency covered is 39 mc/s-48 mc/s. Also has built-in Crystal calibrator which gives pipe to coincide with marks on the tuning dial. Power required L.T. 44 volts, H.T. 150 volts, tapped at 90 volts for receiver. Every set supplied complete with valves and crystals. New in carton, complete with adjustable whip aerial, and circuit. Price £4 10s 0d, carriage 10s.



JOHN'S RADIO
OLD CO-OP, WHITEHALL ROAD, DRIGHLINGTON, BRADFORD
Tel.: DRIGHLINGTON 2732

By Order of Radio Services Company, whose premises have been acquired by the Essex County Council

43/45 New Street, Chelmsford, Essex

HENRY BUTCHER & CO.
in conjunction with
OFFIN RUMSEY & HILLIARD
(The James Abbott Partnership)

are instructed to offer for **SALE BY AUCTION**, in LOTS, at The Cathedral Hall, Cottage Place, Chelmsford, on **THURSDAY, 5th DECEMBER, 1968**, at 10.30 a.m., the

STOCK OF TELEVISION SETS AND COMPONENT PARTS

including 23in. 625 LINE CONTINENTAL TV SETS by "Ekco" and "Pye"; "FERGUSON" "K-B"; "AJAX" and "PAM" RADIO SETS; "COSSOR" OSCILLOGRAPH CAMERAS; TAPE RECORDERS AND AMPLIFIERS; TUNING UNITS; PICK-UP HEADS; CONDENSERS, TRANSFORMERS, CHOKES, CHRISTMAS TREE SETS; RECORDS & VALVES; SUPPRESSORS, RESISTORS, SOCKETS, SWITCHES; POTENTIOMETERS, RECORD DECKS, TOASTERS; VOLT AND TEST METERS, RELAYS, SPEAKERS; TELEVISION STANDS, LEGS AND TABLES; STEREOGRAM CHASSIS; STYLI CLIPS, KNOBS, PLUGS, TERMINAL BOARDS; LAMP-HOLDERS, HINGES, INSULATORS; SLEEVES; SHELVES; VIBRATOR UNITS; TELEPHONE SUB-STATIONS; CARBORUNDUM WHEELS AND ELECTRICAL COMPONENTS

Catalogues (when ready), price 1/- each, may be obtained of the Joint Auctioneers: Messrs. Henry Butcher & Co., 73 Chancery Lane, London, W.C.2, Telephone: 01-405 8411 (9 lines); and of Messrs. Offin Rumsey & Hilliard, 69 Duke Street, Chelmsford, Essex, Telephone: Chelmsford 57127/53177/57128.

BAILEY 30W AMPLIFIER.

Parts are now available for this new unit. Printed Circuit Board fully drilled and roller tinned 11/6d., postage 9d. Pre-Amp and power supplies are as for 20W Bailey design.

BAILEY 20W AMPLIFIER.

All parts in stock for this Amplifier including specially designed Printed Circuit Boards for pre-amp and power amp. Mains Transformer for mono or stereo with bifilar wound secondary and special 218V primary for use with CZ6 Thermistor, 35/6d., post 5/-.
Trifilar wound Driver Transformer, 22/6d., post 1/-.
Miniature Choke for treble filter, 7/6d., post 6d.
P.C. Board Pre-Amp 15/-, post 9d. Power Amp. 12/6d., post 9d.
Reprint of "Wireless World" articles, 5/6d. post free.

DINSDALE 10W AMPLIFIER.

All parts still available for this design including our new power amp. P.C. Board with power transistors and heat sinks mounted directly to P.C. All parts for stereo cost approximately £24. We also supply a made-up version in chassis form with attractive etched and anodised front plate, fully assembled, tested and guaranteed for two years. Price £35. Teak Case £3/10/0. P. & P. 10/-.
Reprint of articles 5/6d., post free.

MULLARD PI-MODE 10W AMPLIFIER.

P.C. Boards for power amp and later pre-amp using BC.107 transistor.
Mains Transformer Mono 25/- post 5/-
Mains Transformer Stereo 47/6d. post 5/-
All other parts in stock.
S.A.E. please for all lists which are free.

HART ELECTRONICS,
321 Great Western St., Manchester 14

The firm for "quality".

Personal callers welcome, but please note we are closed all day Saturday.

WW-167 FOR FURTHER DETAILS

CURRENT RANGE OF BRAND NEW L.T. TRANSFORMERS. FULLY SHROUDED (*excepted) TERMINAL BLOCK CONNECTIONS. ALL PRIMARIES 220/240v.

No.	SEC. TAPS	AMPS	PRICE	CARR.
1A	25-33-40-50	15	£9 10 0	10/6
1B	25-33-40-50	10	£6 19 6	8/6
1C	25-33-40-50	6	£5 19 6	8/6
1D	25-33-40-50	3	£3 12 6	7/6
2A	4-16-24-32	12	£6 10 0	7/6
2B	4-16-24-32	8	£4 17 6	7/6
2C	4-16-24-32	4	£3 5 0	6/-
2D	4-16-24-32	2	£2 2 6	5/-
3A*	25-30-35	40	£14 17 6	15/-
3B*	25-30-35	20	£9 7 6	9/6
3C	25-30-35	10	£6 10 0	7/6
3D	25-30-35	5	£3 15 0	6/6
3E	25-30-35	2	£2 15 0	6/6
4A*	12-20-24	30	£11 15 0	10/-
4B	12-20-24	20	£7 10 0	8/6
4C	12-20-24	10	£4 15 0	7/6
4D	12-20-24	5	£3 5 0	6/6
5A	3-12-18	30	£8 15 0	7/6
5B	3-12-18	20	£6 10 0	7/6
5C	3-12-18	10	£3 17 6	6/6
5D	3-12-18	5	£2 12 6	6/6
6A	48-56-60	2	£3 5 0	5/6
6B	48-56-60	1	£2 7 6	5/6
7A*	6-12	50	£9 7 6	9/6
7B	6-12	20	£5 10 0	7/6
7C	6-12	10	£3 10 0	6/6
7D	6-12	5	£2 10 0	5/6
8A	12-24	1	£1 9 6	5/6
9A	17-32	8	£5 12 6	5/6
10A	9-15	2	£1 5 0	5/6
11A	6-3	15	£2 5 0	5/6
12A	30-25-0-25-30	2	£3 5 0	5/6

Note: By using the intermediate taps many other voltages can be obtained.

Example: No. 1. 7-8-10-15-17-25-33-40-50V.
 " 2. 4-8-12-16-20-24-32V.
 " 5. 3-6-9-12-15-18V.

CONSTANT VOLTAGE TRANSFORMERS

By Advance. Input 190-260 v. 50 cycles. Output 230 v. at 60 watts. Type M.T. 161A. £4 15s. P.P. 7/6.

ISOLATION TRANSFORMERS

All primaries and secondaries v. Terminal block connections. Fully shrouded. (*excepted).	1 amp.	£3 19	6+	6/6
	2 amp.	£7 10	0+	8/6
	3 amp.	£8 19	6+	10/6
	4 amp.	£10 19	6+	10/6
	*6 amp.	£17 10	0+	15/-
	*8 amp.	£21 10	0+	15/-

Sanson's
 (ELECTRONICS) LTD.

9 & 10 CHAPEL ST., LONDON, N.W.1
 01-723-7851 01-262-5125

MISCELLANEOUS OFFERS

COLVERN INSTRUMENT POTS. 20 KΩ 2½ in. dia., 8/6. P.P. 2/-.

BERCO CERAMIC POTS. 1.5 KΩ. 1½ in. dia., 7/6. P.P. 2/-.

SLIDING RESISTORS. Single tube. 1004Ω. 1 amp. 59/6. P.P. 7/6.

G.P.O. TYPE 3000 RELAYS. 75Ω 3 M. 1 C.O. 1 B. 7/6. P.P. 2/-.

A.E.I. PVC EQUIPMENT WIRE. 14/0076. 100 yd. coils. 5 coils, different colours, 45/- P.P. 7/6.

TEDDINGTON AIR PRESSURE SWITCHES. Type T8/A/A3. Single pole change over 15 amp. 250 v. A.C. switch contacts, approx. ½ lb. pressure. 3 in. dia. 17/6. P.P. 3/6.

TEDDINGTON REFRIGERATION THERMOSTATS. Type QJ with control knob. 15/- P.P. 3/6.

SMITHS SYNCHRONOUS MOTORS. 22-28 v. A.C. 1 rev. per day. 10/6. P.P. 2/6.

VENNER SYNCHRONOUS GEARED MOTORS. 240 v. A.C. 40 revs. per minute. 10/6. P.P. 2/6.

CRAMER CONTROLS SYNCHRONOUS GEARED MOTORS. 220-240 v. A.C. 6 revs per minute. 17/6. P.P. 2/6.

HUNTS THERMINOL CAPACITORS. 13 mfd. 250 v. A.C. wkg. six for 30/- P.P. 7/6.

A.E.I. CAPACITORS TYPE PL 32A. 12 mfd. 250 v. A.C. wkg. six for 25/- P.P. 7/6.

T.C.C. CAPACITORS. 5 mfd. 400 v. A.C. wkg. 5/- P.P. 2/6. Twelve for 47/6. P.P. 8/6.

T.C.C. VISCONOL CAPACITORS. 1 mfd. 600 v. D.C. wkg. at 71°C. Twelve for 21/- P.P. 5/-.

DUBILIER CAPACITORS. 1 mfd. 5000 v. D.C. wkg. 6/- P.P. 2/- Six for 30/- P.P. 6/-.

G.E.C. CAPACITORS. 8 mfd. 600 v. D.C. wkg. at 71°C. Six for 29/6. P.P. 7/6.

HUNTS BLOCK CAPACITORS. 2 mfd. 100 v. D.C. wkg. Twelve for 15/- P.P. 3/6.

SEND 6D. STAMP FOR LATEST PRICE LIST OF TRANSFORMERS, CHOKES RECTIFIERS, CAPACITORS AND ELECTRONIC COMPONENTS.

Carriage

AUTO TRANSFORMERS

240 v.-110 v. or 100 v. Completely Shrouded fitted with Two pin American Sockets or terminal blocks. Please state which type required.

Type	Watts	Approx. Weight	Price	Carr.
1	80	2½ lb	£1 17 6	4 6
2	150	4 lb	£2 7 6	5 0
3	300	6½ lb	£3 7 6	6 0
4	500	8½ lb	£4 15 0	6 6
5	1000	15 lb	£6 12 6	7 6
6*	1750	25 lb	£13 10 0	10 6
7*	2250	30 lb	£16 10 0	12 6

*Completely enclosed in beautifully finished metal case fitted with two 2-pin American sockets, neon indicator, on/off switch, and carrying handle.

HEAVY DUTY L.T. TRANSFORMERS

- PRI 240 volts. Sec. Tapped. 4, 6, 11 volts. 150 amps. £13/19/6. Carr. 15/-
- PRI 220, 235, 250 volts. Sec. No. 1: 55 volts, 24 amps; No. 2: 14 volts, 10 amps; No. 3: 60 volts, 2 amps. Conservatively rated, tropically finished. £9/10/6. Carr. 15/-
- PRI 240 volts. Sec. 24 volts, 12.5 amps. Conservatively rated. 85/- Carr. 7/6.
- PRI 240 volts. Sec. Tapped. 53.6, 55.2 volts, 10 amps. "C" core. 75/- Carr. 7/6.
- PRI 220-240 volts. Sec. Tapped. 75, 80 volts, 2-4 amps and 6 volts, 1 amp. "C" core. Tropically rated. 79/6. P.P. 7/6.
- PRI 240 volts. Sec. 45 volts, 25 mA and 1 volt, ½ amp. "C" core. 17/6. P.P. 4/-
- PRI 230 volts. Sec. Tapped. 130, 65 volts, 85 mA and 6.3 volts, 5 amps, 6 volts, 1 amp. 17/6. P.P. 5/-
- PRI 6.3 volts. Sec. 2-0-2 volts, 4 amps. 5000 volts working potted. 17/6. P.P. 3/6.
- PRI 220-240 volts. Sec. 12 volts. 90 amps. Flying lead connections. Size 7 x 6½ x 6in. £13/19/6. Carr. 17/6.

WODEN & GARDNER TRANSFORMERS

Primaries tapped 200/250 v. E.S. Secondaries:
 Woden, 315-0-315 v., 110 m/a., 175-0-175 v. 25 m/a., 5 v. 1.9 A., 6.3 v. 3.1 A., 6.3 v. 4 A. C.T., 6.3 v. 12 A. C.T., 6.3 v. 1 A., "C" core. Table top connections, 50/- P.P. 7/6.

Woden, 50 v.. 4 A. and 18-0-18 v. 1 A. Tropically finished. 55/- P.P. 5/-

Gardner, 350-0-350 v. 180 m/a., 6.3 v. 3 A., 6.3 v. 2 A., 2 x 6.3 v. 2.5 A., 6.3 v. 5 A., 5 v. 2.8 A., 75/- P.P. 10/6.

Gardner, 250-0-350 v. 25 m/a., 6.3 v. 1 A., 6.3 v. 6 A., 19/6. P.P. 5/6.

THERMOSTAT WITH PROBE

This has a sensor attached to a 16A switch by a 14in. length of flexible capillary tubing—control range is 20deg.F. to 150deg.F. so it is suitable to control soil heating and liquid heating especially when in buckets or portable vessels as the sensor can be raised out and lowered into the vessel. This thermostat could also be used to sound a bell or other alarm when critical temp. is reached in stack or heap subject to spontaneous combustion or if liquid is being heated by gas or other means not controllable by the switch. Made by the famous Teddington Co., we offer these at 12/6 each.




VARYLITE

Will dim fluorescent or incandescent lighting up to 600 W. from full brilliance to out. Fitted on M.K. Flush plate, same size and fixing as standard wall switch so may be fitted in place of this, or mount on surface. Price complete in heavy plastic box with control knob. £3.19.6.

THIS MONTH'S SNIP

"Dreamland" clock-switch will automatically switch your blanket on and off each evening. It's luminous, you can always see the time and it's a really beautiful unit. An ideal gift. Can also control tape recorder, radio, lamp, etc. up to 600 W. Proper price £4.9.6 Our price **39/6** plus 3/6 post & packing.



See in the Dark INFRA-RED BINOCULARS



These infra-red binoculars when fed from a high voltage source will enable objects to be seen in the dark, provided the objects are in the rays of an infra-red beam. Each eye tube contains a complete optical lens system as well as the infra-red cell. These optical systems can be used as lenses for TV cameras—light cells, etc. (details applied). The binoculars form part of the Army night driving (Tabby equipment). They are unused and believed to be in good working order but sold without a guarantee. Price £3/17/6, plus 10/- carr. and ins. Handbook 2/6.

MAINS TRANSFORMER SNIP

Making a power pack for amplifier or other equipment? These transformers have normal mains primaries (230/40 v.) and isolated secondaries two types (1) 12 v. 500 mA. at 9/6; (2) 15 v. 500 mA. at 10/6.



INFRA-RED HEATERS

Make up one of these latest type heaters. Ideal for bathroom, etc. They are simple to make from our easy-to-follow instructions uses silica enclosed elements designed for the correct infra-red wave length (3 microns). Price for 750 watts element, all parts metal casing as illustrated. 19/6, plus 4/6 post and ins. Pull switch 3/- extra.



BARGAIN OF THE YEAR

MICRO-SONIC 7 transistor Key chain ring in very pretty case, size 2½in. x 2½in. x 1½in.—complete with soft leather zipped bag. Specification: Circuit: 7 transistor superheterodyne. Frequency range: 530 to 1600 Kc/s. Sensitivity: 5 mv/m. Intermediate frequency 465 Kc/s., or 455 Kc/s. Power output: 40 mW. Antenna: ferrite-rod. Loudspeaker. Permanent magnet type. Although brand new, in transit from the East these sets suffered slight corrosion as the batteries were left in them and when this corrosion is cleared away they should work perfectly—but we do not guarantee this. 19/6 plus 2/6 post and ins., less batteries. A pair of rechargeable everlasting batteries 3/6 each (2 required).



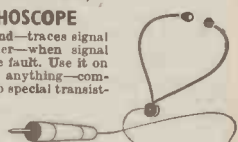
HI FI BARGAIN

FULL F1 12 INCH LOUDSPEAKER. This is undoubtedly one of the finest loudspeakers that we have ever offered, produced by one of the country's most famous makers. It has a die-cast metal frame and is strongly recommended for Hi-Fi load and Rhythm Guitar and public address. Flux Density 11,000 gauss—Total Flux 44,000 Maxwells—Power Handling 15 watts. R.M.S.—Cone Moulded fibre—Freq. response 30-10,000 c.p.s.—specify 3 or 15 ohms—Main resonance 60 c.p.s.—Chassis Diam. 12in.—121 over mounting lugs—Baffle hole 11in. Diam.—Mounting holes 4, holes—tin. diam. on pitch circle 11½in. diam.—Overall height 5½in. A 26 speaker offered for only 23.9.6 plus 7/6 p. & p. Don't miss this offer.



RADIO STETHOSCOPE

Easiest way to fault find—traces signal from aerial to speaker—when signal stops you've found the fault. Use it on Radio, TV, amplifier, anything—complete kit comprises two special transistors and all parts including probe tube and crystal earpiece 20/6—twin stetosop instead of earpiece 7/6 extra—post and insurance 2/6.



MINIATURE WAFER SWITCHES

4 pole, 2 way—3 pole, 3 way—4 pole, 3 way—2 pole, 4 way—3 pole, 4 way—2 pole, 6 way—1 pole, 12 way. All at 3/6 each, 36/- dozen, your assortment.



WATERPROOF HEATING ELEMENT

26 yards length 70W. Self-regulating temperature control. 10/- post free.

BLANKET SWITCH

Double pole with neon let into side so luminous in dark, ideal for dark room light or for use with waterproof element—new plastic case. 5/6 each. 3 heat model 7/6.



WHERE POSTAGE IS NOT DEFINITELY STATED AS AN EXTRA THEN ORDERS OVER £3 ARE POST FREE. BELOW £3 ADD 2/9. S.A.E. WITH ENQUIRIES PLEASE.

ELECTRONICS (CROYDON) LIMITED

(Dept. W.W.) 266 LONDON ROAD, CROYDON, SURREY. (CRO-2TH)

also at 102/3 TAMWORTH ROAD, CROYDON, SURREY.

SLYDLOK FUSES 15 amp., 1/6 ea., 15/- per doz.

HEADPHONES. Carbon H/Mics., 5/- ea. P. & P. 2/6. DLR5 Bal. Armature, 9/6. P. & P. 2/6. M/Coil with ear muffs and wired M/C mic., 12/6. P. & P. 2/6. No. 10 Assembly M/Coil with M/Coil Mic., 12/6. P. & P. 2/6.

TRUVOX LOUDSPEAKERS. Re-entrant type, ideal for public address, enclosed in waterproof wooden case, complete with steel baffle designed to produce directional reproduction at 5 watts. 7.5 Ω 27/6 each. Carr. 5/-.

SMALL MOTORS. 12-24 v. D.C., reversible, with gears attached, 10/- ea.; with blower attachment, 10/- ea.; with fan assembly, 10/- ea.; each item post 2/6.

TRANSMITTER. BC 625, part of T/R. SCR522. For spares only. Chassis only. Complete with valves except 832s and Relay. 21/- ea. Carr. 4/-.

SIEMENS HIGH SPEED RELAYS. H96B type, 50+50 ohms. 6/- ea.; Type H69D, 500+500 ohms, 5/- ea.; Type H96E, 1,700+1,700 ohms, 5/- ea. Carr. 1/-.

"TELE L" TYPE FIELD TELEPHONES. These telephones are fitted in strong steel case complete with Hand Gen. for calling each station. Supplied in new condition and tested. 50/- per pr. Carr. 7/6.

POST OFFICE TYPE RELAYS. 3,000 sers. 2 c/o slugged coil only; 2 c/o, slugged coil 500 ohms. 6/- ea. Carr. 1/-.

MORSE KEYS. No. 8 assembly complete with leads, terminals and cover, 6/6 ea. Carr. 2/-.

VIBRATORS. 12 v. 4 pin, 12 v. Plessey Type 12SR7. Syn. 7/6 ea. Carr. 1/-.

ELECTRO MAGNETIC COUNTERS. Register up to 9999, coil res. 300Ω. 5/- ea. Carr. 1/-, not re-settable. Ex-equipment.

MODULATION TRANSFORMERS. 150 watts, suitable for pair 813s, driving 313s. Size 6in. x 5in. x 3 1/2in. Brand new, boxed. Price 27/6. Carr. 4/6.

LIGHTWEIGHT HEADSET (part of "88" W. Set Equipt.) complete with Boom mic., carbon made to highest Ministry Spec. Moving coil earpieces. Our price 20/- ea. Carr. 3/-. Also Super Lightweight hand set, 10/- ea. Carr. 2/-.

200 AMP. 24 v. D.C. GENERATORS. Type P3 ex-Air Ministry, £9 ea. Carr. 10/6.

Generators. Type 02. 3,000 watts, 30 v. D.C. £6 ea. Carr. 10/-.

Rotary Convertors. Type 8. D.C. Input 24 v., A.C. Output 115 v. 400 c/s, 3 phase, 1.8 amps. £5 ea. Carr. 10/-.

Invertors. Type 201A (SUB6300). D.C. 25/28 v. r.p.m. 8,000, A.C. 115 v. 1600 c/s, single phase. £10 ea. Carr. incl.

All above items ex-gov. stock, in used condition.

P.C.R. 12 v. VIBRATOR POWER PACKS. Brand new, 22/6 ea. P. & P. 5/-.

CONDENSERS. .1 mfd. 1,500 v. Sprague, paper. 9d. ea., 7/6 doz.

HEAVY DUTY TERMINALS. Ex-equip. Black only, will take spade terminals and wander plug. 1/6 pr., 15/- doz. pairs. P. & P. 1/6 ea. doz.

FATIGUE METERS. 24 v. D.C. Consisting of 6 x 469D Relays. 500 x 500Ω. 6 x 300Ω Electro Mag. counters, etc. £3/10/- ea. Carr. 4/6.

AMERICAN AUTOPULSE 24 v. PUMPS for mounting between carb. and main fuel tanks as auxiliary pump. New—30/- ea. P. & P. 5/-, 7 g.p.h. Size 7in x 2 1/2in. x 2 1/2in.

W. SETS, No. 19 Mk. III. New. £5, incl. carr.

POWER SUPPLY UNITS, 12 v. for "19" Sets. 30/-, incl. carr.

Complete Units, 19 Set, Variometer, 12 v. B.S. Control Box. H/Phones and Leads. £10, incl. carr.

W/S REMOTE CONTROL UNIT "E," Mk. 2. As supplied with "19" W.S. £1. P. & P. 7/6.

W.S. 19 VARIOMETERS. 17/6. P. & P. 4/6.

S.T.C. MINIATURE SEALED RELAYS, TYPE 4184 G D, 700Ω 24 v. (will work efficiently on 12 v. D.C.) (ex-equipment). 2 C/overs. 7/6. P. & P. 1/-, 6 or more post paid.

SMALL D.C. MOTORS. 2in x 1 1/2in. x 1 1/2in. Rated 24 v., will work on 12 v. 1/2in. length drive shaft. Ideal for model makers, etc. 10/6 ea.

CONDENSERS. 8 mfd. 600 v. Brand New. Cornell Dubilier Paper Condensers, 4in x 3 1/2in. x 1 1/2in. with fixing clips. 7/6 ea. P. & P. 2/-.

B. S. Radio and Electrical Stores
108 CHESTER ST., BIRKENHEAD, CHESHIRE

Tel. BIRKENHEAD 6067
Terms Cash with Order.

Thanks to a bulk purchase
we can offer
**BRAND NEW
P.V.C. POLYESTER & MYLAR
RECORDING TAPES**

Manufactured by the world-famous reputable British tape firm, our tapes are boxed in polythene and have fitted leaders, etc. Their quality is as good as any other on the market, in no way are the tapes faulty and are not to be confused with imported, used or sub-standard tapes. 24-hour despatch service.

Should goods not meet with full approval, purchase price and postage will be refunded.

S.P.	3in.	160ft.	2/-	5in.	600ft.	6/-
	5 1/2in.	900ft.	8/-	7in.	1,200ft.	9/-
L.P.	3in.	225ft.	2/6	5in.	500ft.	8/6
	5 1/2in.	1,200ft.	10/-	7in.	1,800ft.	13/-
D.P.	3in.	350ft.	4/6	5in.	1,200ft.	12/-
	5 1/2in.	1,800ft.	16/-	7in.	2,400ft.	20/-

Postage on all orders 1/6

We can also offer, **BRAND NEW PRE-RECORDED LANGUAGES COURSES** in GERMAN, FRENCH, SPANISH AND ITALIAN.

Each course consists of 26 step-by-step lessons recorded at 3 1/2 i.p.s. suitable for two- and four-track machines and supplied complete with handbook. Normal retail price 59/6.

Our price 19/6 per course.

STARMAN TAPES

28, LINKSGROFT AVENUE, ASHFORD, MIDDX.
Ashford 53020

SURPLUS BARGAINS
(EX GOVT.)

35ft AERIAL MASTS
Seven 5ft. 8in. interlocking sections of 2in. diameter heavy gauge steel tube, complete with swivel base calibrated in degrees, nine nylon guy lines and ground spikes. Finished olive green. £18. Carr. 30/-.
70FT. MAST. 14 sections as above with 12 nylon guy lines and spikes plus block and tackle. £32/10/-, Carr. 30/-.
MAKE YOUR OWN AERIAL MAST! 5ft. 8in. sections as above 20/- per section. Carr. 3/- each. Nylon guy lines with semi-automatic tensioner. 37ft. 7/6 each; 50ft. 8/6 each; 60ft. 10/- each. P & P 2/- each. Swivel base 30/-, Carr. 10/-, Ground spikes. 4/6 each P & P 1/6 each.

TELESCOPIC AERIAL MASTS. Tubular steel copperised spray finish, ring cam locking on each section provides for full or any height required. Suitable all fixings and base locations. Bottom section 1 1/2in. diameter.
20ft., 4 section. Closed 5ft. 9in. Wgt. 16lb. 70/-, Carr. 15/-
20ft., 4 section plus 12ft. whip. Wgt. 17lb. 80/-, Carr. 15/-
34ft. 6 section. Closed 6ft. 8in. Wgt. 20lb. 90/-, Carr. 15/-
HALLICRAFTER E19H/TEC1. A.M. 16 valve double conversion superhet. Crystal controlled 70-100 Mc/s. Direct crystal frequency. Size 19in. x 12in. x 7in. 115v. A.C. Internal speaker and outlet socket for external speaker. Many other refinements. Circuit included. £25. Carr. 20/-
100 SETS OF AB101/TEC1 MAST EQUIPMENT. With guys and ancillary parts. £25 per set (ex. warehouse).
MURPHY B40 NAVAL RECEIVERS. Tested £25. Carr. 30/-, Untested as received from Ministry £12.10. Carr. 30/-
B41 RECEIVERS. Tested £15. Carr. 30/-, Untested as received from Ministry £10.10. Carr. 30/-
COLLINS (U.S.A.) RECEIVERS. 7 valve superhet. (Int. Octal valves). Exceptionally stable for 88B. Frequency coverage 1.5-12 Mc/s. Power required 250v. D.C. 80mA. 12v. A.C. 1.25 A. Excellent condition. LAST FEW £8.10.0 Carr. 15/-
ALL 19 SET EQUIPMENT IN STOCK

A.J. THOMPSON (Dept. W)

"Ejling Lodge," Coddicote, Hitchin, Herts. Phone: Coddicote 242
Hours of business: Monday to Friday 8-5 Saturday 8-12
Prices correct at time of press but subject to increase.
Terms of business: C.W.O. Minimum orders value £3.3.0. Carriage charges apply to mainland only. (IT'S CHEAPER IF YOU CALL AND COLLECT.)

ALL GOODS GUARANTEED

CONVERTOR/BATTERY CHARGER. Input 12 v. D.C. Output 240 v. 50 c/s. 170 watt max. Input 240 v. 50 c/s., output 12 v. 5 amp D.C. Fully fitted with indicator lamps. Size 9 1/2 x 10 x 4 1/2in. Weight 19 lbs. An extremely compact unit that will give many years reliable service, supplied with plug and lead. Only £4/10/-, P. & P. 15/- extra.
As above—fully serviceable—perfect interior but soiled exterior cases, £3. P. & P. 15/- extra.

DISTRIBUTED WIDE BAND AMPLIFIERS Various types, e.g. E.M.I. type 2C complete with power unit. Frequency range 50 c/s. to 100 mc/s., gain of 12. £8/10/-, P. & P. £1 extra.
DEKATRON SCALERS/TIMERS. Various models from £6-£12.
RATEMETERS. Various types available with or without E.H.T. power supplies.

DEKATRON COUNTER tubes type GC10B, 15/- each.
4-DIGIT RESETTABLE HIGH SPEED COUNTERS. 10 counts per second. 1,000 ohm coil 36/48 v. D.C., 17/6 each.

SOLARTRON stab. P.U. type AS516 300 v. 50 mA., £3/10/-; AS517 300 v. 100 mA., £6. P. & P. 10/- extra.
TRANSISTOR OSCILLATOR. Variable frequency 40 c/s. to 5 kc/s. 5 volt square wave o/p, for 6 to 12 v. D.C. input. Size 1 1/2 x 1 1/2 x 1 1/2in. Not encapsulated. Brand new. Boxed. 11/6 each.
VENER encapsulated "flip-flop" type TS.2A. Complete with base 21/- or 4 for £3/15/-.
MULLARD pot cores type LA1, 8/6 ea. (brand new boxed).

TIMER UNIT consisting of standard mains input transformer 200/240 v. 50 cycle; output 18 v. 4 amp (conservative); GEC bridge rectifier; detachable accurate 1 sec. timer sub-chassis with transistor STC type TS2, 2 x 12AU7; one 500 ohm relay heavy duty contacts 2 make; lamps, fuse, switch etc., etc., in case size 10 x 10 x 5in. Ideal for battery charger, one second timer, transistor power supply, etc.
Tested and guaranteed working £3/10/-, P. & P. 15/-.
Untested, but complete, £2/10/-, P. & P. 15/-.
FAST NEUTRON MONITORS (Burndept type 1262B). Complete with new set of Mallory cells and carrying harness. £10 only. P. & P. 10/-.

TEST GEAR

OSCILLOSCOPES. Cossor DB 1035 £20; 1049 £30. Hartley 13A DB £20.
MARCONI Sig. Gen. 144G 85 kc/s., 25 mc/s. £20, carr. £1. MARCONI U.H.F. Gen TF517 150-300 mc/s. £5/10/-, carr. £1.
AIRMEC Valve millivoltmeter 784. 6in. rectangular 200 micro amp. meter calibrated —10db to +10db; and 0-10 mv.; range —40 db/xl; —20 db/x10; 0 db/x100 £10. Carriage 15/-.
CT49 AUDIO FREQUENCY METER fre. range 450 c/s. to 22 kc/s., directly calibrated. Power supply 1.5-22 v. D.C. £6/10/-, Carr. 15/- (in original carton).

One only **SOLARTRON PRECISION A.C. MILLIVOLTMETER** VF252. 1% accuracy, all ranges. 1.5 mV.—150 v. f.s.d. 6in. Linear scale calibrated in volts & dBs. 30 M. ohm input resistance. AS NEW only £85.

VOX SPEAKER CABINETS. Brand new. All black with gold trim. Very attractive. Size 21 x 21 x 10in. deep requires 1 1/2in. speaker £4. Size 18 x 18 x 9in. deep requires 1 1/2in. speaker £5/10/-.
Very special—heavier gauge cabinet 24 x 18 x 9in. deep requiring 2 1/2in. speakers £11.
Stereo enthusiasts—any pair £1 reduction.

Brooks Crystals 2 mc/s. 7/6 each.

RELAYS
3,000 Series 5 k/ohms, 2 pole make H.D. contacts, 2/6 each.
Siemens sealed HS 48 v. spco type H96E, 3/- each.
Siemens min. with dust cover, 6 pole make or break 1,250 ohms, brand new, boxed, 4/6 each. Bases 2/-.
S.T.C. sealed 2 pole co. 24V/48V. State which. Complete with base 6/- each.

SELENIUM RECTIFIERS

Double bridge 12 v. 6 amps continuous rating. Size 3 1/2 x 3 1/2 x 2 1/2in., 9 plate, 8/6 each.
Quad bridge 12 v. 12 amps continuous rating, 21/-.
DIODES new CV448/425, 1/- each.
TRANSFORMERS. All 200/250 inputs 18 v. 6 amp continuous rating tapped 9-0-9 at 18/6 each. 18 v. 12 amps at £3 each.
H.T. TRANSFORMERS. Gardners 250-0-250. 50 mA. 6.3 v. 1 amp; 6.3 v. 2 amp, size 2 1/2 x 4 x 4 1/2in. As new 25/- each. Matching choke 7/- each.
GARDNERS Neptune series. Brand new. 460-435-410-0-410-435-460, 230 mA. 600-570-540-0-540-570-600 v. 250 mA. Two separate windings. £3/10/-.
FRACTIONAL H.P. MOTORS. 240 v. 50 c/s. Brand new. Ideal models, fans, etc. 6/6 each.
METROSILS. Ideal pulse suppression, 2/- each.
E.H.T. CONDENSERS. 7.5 kv. working. 0.1 mfd, 5/6 each; 0.25 mfd 8/6 each.
BELLING & LEE 10 pin plug/socket, 3/6 each. Cash with order. Post paid over 10/-.

CALLERS WELCOME

CHILTMead LTD.

22, Sun Street, Reading, Berks.
Tel. No. Reading 65916 (9 a.m. to 10 p.m.)

ZAERO SERVICES LTD



SLIDEWIRE WHEATSTONE BRIDGE

£15.15 0

Battery Powered Portable Resistance Bridge. Range 0.5 to 30 ohms with multiple settings of 0.1-1-100-1000, providing a measuring range of 0.05 to 50,000 ohms. Accuracy in the middle 3 ranges—0.5% approx. PRICE £15 15 0

SILICON POWER RECTIFIERS

WESTINGHOUSE IN5054; 1000 p.i.v. at 1.5 amps., miniature wire ended, epoxy encapsulated. 4/6
For quantities of 12 or more 3/6 each.

THYRISTORS

Low current
Type 3/40; 400 p.i.v. 3 Amps. Gate Voltage 3.0V at 20mA 7/6
Blue spot; 200 p.i.v. 5 Amps. Gate Voltage 3.25V at 120mA 12/6
Green spot; 400 p.i.v. otherwise as above. 17/6

High current
CR 80-021A, 80 Amps. 25 p.i.v. 25/-
CR 100-151A 30/-
CR 100-201A, 100 Amps. 200 p.i.v. 35/-
CR 100-215A, 100 Amps. 250 p.i.v. 40/-
CR 100-301A, 100 Amps. 300 p.i.v. 45/-
CR 100-351A, 100 Amps. 350 p.i.v. 50/-
CR 100-401A, 100 Amps. 400 p.i.v. 60/-
CR 100-501A, 100 Amps. 500 p.i.v. 80/-
For all CR series Minimum gate firing voltage is 3V at 150mA

INTEGRATED CIRCUIT AMPLIFIERS

R.C.A. TYPE CA3020 TO-5 encapsulated 12 lead Audio Amplifier equivalent to seven N-P-N Transistors, three diodes and eleven resistors. Maximum Power Output 550mW. Bandwidth 6 mc/s. Total harmonic distortion 1%. Sensitivity 3.5mV. Max. peak signal input ±3V. Max. signal current drain 47mA. Voltage required 3 to 9V. PRICE 30/-, P. and P. 2/-.

GENERAL ELECTRIC TYPE PA222 Epoxy moulded four-in-line 8 pin package plus heat sink lead, equivalent to six N-P-N transistors, one diode and six resistors. Max. power output 1 watt, into 15 ohms. No transformer required. Full signal current drain 110mA from a 22V source. PRICE 40/-, P. and P. 2/-
Supplied complete with application data.

TRANSISTORS

For W.W. LOW POWER TRANSISTOR TRANSFORMER. Set of five B.F.Y.L. 24/- post paid

For COLOUR T.V. and UHF APPLICATIONS. BF127 T.V. video I.F. 8/6
BF174 T.V. video output stages. 10/-
BF184 T.V. I.F. stages. 7/6
BF194 T.V. sound I.F. 7/-

For HIGH FIDELITY AUDIO OUTPUT and R.F. BD121 18/-; BD123 25/-

See also our Catalogue for full range of Transistors.

WHEN ORDERING BY POST PLEASE ADD 2/6 IN £ FOR HANDLING AND POSTAGE.
NO C.O.D. ORDERS ACCEPTED.
ALL MAIL ORDERS MUST BE SENT TO HEAD OFFICE AND NOT TO RETAIL SHOP.

DRY REED INSERTS

Glass dry reed inserts approx. 1/16 in. dia. x 1/16 in. long with axial leads. One "make" contact of 100mA. capacity at 50V. Can be operated by permanent magnet or 30-50 Amp-turns relay coils. PRICE 18/- per doz., post free.

PHOTOTRANSISTORS AND PHOTODIODES

OCPT7	17/6	ORP61	5/-
ORP12	8/6	ORP90	22/6
ORP60	8/-	RPY25	8/6

HIGH QUALITY 1.5% ACCURACY D.C. MOVING COIL PANEL METERS

Type 70 DA 3 1/2" square range

60µA	66/-	40mA	46/-	6V	82/-
100µA	82/-	150mA	46/-	40V	82/-
250µA	54/-	200mA	46/-	60V	82/-
400µA	52/-	400mA	46/-	150V	82/-
600µA	49/-	600mA	46/-	250V	53/-
1mA	46/-	1A	46/-	600V	58/-
		2.5A	46/-		

Type 120 DA 4 1/2" square range

40µA	82/-	60mA	58/-	15V	62/-
60µA	78/-	1A	58/-	60V	62/-
100µA	74/-	1.5A	58/-	100V	72/-
250µA	65/-	2.5A	58/-	250V	65/-
600µA	60/-	10.0A	60/-	400V	69/-
2.5mA	58/-	40.0A	64/-	600V	77/-

Leaflet giving further details of these and other meters is available free of charge.

OUR NEW CATALOGUE 1968/1969 IS NOW READY

Semiconductor section has been considerably expanded by incorporation of outlines and dimensions of transistor. Transistor substitution list has also been added to facilitate selection of equivalent types.

OA2	6/-	6AB4	6/6	6C5G	5/8	6U8	6/6	12E1	20/-	30FL14	715B	70/-	7561	10/-	DK92	9/3	ECC84	5/8	EK92	6/-	GC10A	25/-	MHL4	7/-	PL92	8/-	UBC41	8/6	
OA3	8/6	6AB7	4/-	6C9	17/3	6V6GT	6/-	12K1	10/-	30L1	14/8	71C	80/-	7581	22/6	DK96	7/8	ECC85	5/-	EK90	4/-	GC10B	35/-	ML4	8/-	PL83	7/-	UBC81	8/6
OB2	6/-	6AC5GT		6CB6	5/3	6X4	4/6	12K7GT	7/-	30L15	18/-	807	9/-	7591A	20/-	DL68	13/-	ECC89	11/-	EL36	8/6	GC10B/L	50/-	ML6	7/-	PL84	6/6	UBF80	6/6
OB3	9/-	6AC7	12/-	6CK7	8/-	6X5GT	5/-	12K9GT	6/-	30L17	16/-	811A	30/-	7895	22/8	DL91	5/-	ECC91	3/6	EL38	22/6	GC10C	50/-	MSPENIT	PL500	13/6	UBF99	7/-	
OC2	15/-	6AC7	4/-	6CH6	11/-	6X8	11/-	12K9GT	6/-	30L18	18/-	811A	30/-	8005	11/0	DL92	6/-	ECC189	10/-	EL41	9/6	GC10D	50/-	MT17	10/-	PL504	15/-	UBL1	8/6
OC3	6/6	6AF4A	9/-	6CL6	9/-	6X8	11/-	12K9GT	4/6	30L19	14/-	813	75/-	9002	9/6	DL93	4/-	ECC304	14/-	EL42	10/-	GC12/4B	52/-	ORP12	8/6	PY31	8/-	UCC84	9/-
OD3	6/-	6AG5	3/6	6CW4	12/-	6X8	11/-	12K9GT	4/6	30L21	15/-	816	25/-	9003	9/6	DL94	6/6	ECC307	14/-	EL81	9/-	GC12/4B	52/-	ORP90	8/6	PY32	10/-	UCC85	7/-
1ASGT	7/6	6AG7	6/6	6CY5	7/-	6X8	11/-	12K9GT	4/6	30L23	17/6	829B	60/-	A213A	10/-	DL95	7/6	ECCF80	6/6	EL82	3/6	GC12/4B	52/-	PABCO	7/6	PY80	5/6	UCH80	9/6
1ATGT	7/6	6AM6	10/-	6DC6	13/6	6X8	11/-	12K9GT	4/6	30L24	17/6	832A	55/-	A2293	19/-	DL96	7/6	ECCF82	6/6	EL83	7/6	GC12/4B	52/-	PC86	8/6	PY81	5/6	UCH82	7/6
1AD4	15/-	6AJ8	5/3	6DK6	8/-	6X8	11/-	12K9GT	4/6	30L25	17/6	837	15/-	AC/HL	7/-	DL10	15/-	ECCF83	6/6	EL84	4/6	GC12/4B	52/-	PC88	11/-	PY81	5/6	UCH82	7/6
1B3GT	7/6	6AK5	5/-	6DQ5	22/-	6X8	11/-	12K9GT	4/6	30L26	17/6	845	200/-	AC/HL/DD	7/-	DM70	6/-	ECCF86	9/6	EL85	7/6	GC12/4B	52/-	PC89	11/-	PY82	5/6	UCH82	7/6
1CSGT	7/6	6AK8	11/6	6DS4	15/-	6X4	4/6	12K9GT	4/6	30L27	17/6	853	9/-	866A	14/-	DM150	6/-	ECCP201	13/-	EL86	8/-	GC12/4B	52/-	PC90	8/6	PY83	6/6	UCH83	10/6
1L4	3/-	6AL5	3/6	6BT6	8/-	6X4	4/6	12K9GT	4/6	30L28	17/6	854	10/-	884	10/-	2050	15/-	AC/HL	8/-	EL87	6/-	GC12/4B	52/-	PC92	8/6	PY84	7/6	UCH83	10/6
1NSGT	8/-	6AM5	5/-	6E2GT	9/-	6X4	4/6	12K9GT	4/6	30L29	17/6	855	120/-	AC/HL	9/-	5844	120/-	AC/HL	9/-	EL88	6/-	GC12/4B	52/-	PC94	8/6	PY85	7/6	UCH83	10/6
1R4	6/-	6AM6	4/-	6EA8	11/-	6X8	11/-	12K9GT	4/6	30L30	17/6	856	150/-	AFX203	90/-	5844	120/-	AC/HL	9/-	EL89	6/-	GC12/4B	52/-	PC96	8/6	PY86	8/6	UCH83	10/6
1R5	6/-	6AM8	8/-	6EV5	12/-	6Y8G	11/6	12K9GT	4/6	30L31	17/6	857	150/-	AFX203	90/-	5844	120/-	AC/HL	9/-	EL90	6/-	GC12/4B	52/-	PC98	11/-	PY87	8/6	UCH83	10/6
1R2	9/-	6AN8	10/-	6FW6	12/-	6Y8G	11/6	12K9GT	4/6	30L32	17/6	858	150/-	AFX203	90/-	5844	120/-	AC/HL	9/-	EL91	6/-	GC12/4B	52/-	PC99	11/-	PY88	8/6	UCH83	10/6
1R2A	6/6	6AG5	3/6	6K35	7/6	6Y8G	11/6	12K9GT	4/6	30L33	17/6	859	150/-	AFX203	90/-	5844	120/-	AC/HL	9/-	EL92	6/-	GC12/4B	52/-	PC99	11/-	PY89	8/6	UCH83	10/6
1R4	5/-	6AQ6	10/-	6P5G	8/-	6Y8G	11/6	12K9GT	4/6	30L34	17/6	860	150/-	AFX203	90/-	5844	120/-	AC/HL	9/-	EL93	6/-	GC12/4B	52/-	PC99	11/-	PY90	8/6	UCH83	10/6
1R5	4/6	6AR5	6/6	6P6G	6/6	6Y8G	11/6	12K9GT	4/6	30L35	17/6	861	150/-	AFX203	90/-	5844	120/-	AC/HL	9/-	EL94	6/-	GC12/4B	52/-	PC99	11/-	PY91	8/6	UCH83	10/6
1T4	4/-	6AR6	6/-	6E7	9/-	6Y8G	11/6	12K9GT	4/6	30L36	17/6	862	150/-	AFX203	90/-	5844	120/-	AC/HL	9/-	EL95	6/-	GC12/4B	52/-	PC99	11/-	PY92	8/6	UCH83	10/6
1U4	6/-	6AS5	6/6	6P11	6/-	6Y8G	11/6	12K9GT	4/6	30L37	17/6	863	150/-	AFX203	90/-	5844	120/-	AC/HL	9/-	EL96	6/-	GC12/4B	52/-	PC99	11/-	PY93	8/6	UCH83	10/6
1U5	8/6	6AS6	7/-	6P13	6/6	6Y8G	11/6	12K9GT	4/6	30L38	17/6	864	150/-	AFX203	90/-	5844	120/-	AC/HL	9/-	EL97	6/-	GC12/4B	52/-	PC99	11/-	PY94	8/6	UCH83	10/6
1V2	9/-	6AS7	11/6	6P14	12/-	6Y8G	11/6	12K9GT	4/6	30L39	17/6	865	150/-	AFX203	90/-	5844	120/-	AC/HL	9/-	EL98	6/-	GC12/4B	52/-	PC99	11/-	PY95	8/6	UCH83	10/6
1X2B	7/-	6AT6	4/6	6P15	12/-	6Y8G	11/6	12K9GT	4/6	30L40	17/6	866	150/-	AFX203	90/-	5844	120/-	AC/HL	9/-	EL99	6/-	GC12/4B	52/-	PC99	11/-	PY96	8/6	UCH83	10/6
1Z2	25/-	6AU4GTA		6P17	9/-	6Y8G	11/6	12K9GT	4/6	30L41	17/6	867	150/-	AFX203	90/-	5844	120/-	AC/HL	9/-	EL100	6/-	GC12/4B	52/-	PC99	11/-	PY97	8/6	UCH83	10/6
2A3	6/-	6AU6	9/-	6P18	7/6	6Y8G	11/6	12K9GT	4/6	30L42	17/6	868	150/-	AFX203	90/-	5844	120/-	AC/HL	9/-	EL101	6/-	GC12/4B	52/-	PC99	11/-	PY98	8/6	UCH83	10/6
2A4G	35/-	6AU5GT		6P23	15/-	6Y8G	11/6	12K9GT	4/6	30L43	17/6	869	150/-	AFX203	90/-	5844	120/-	AC/HL	9/-	EL102	6/-	GC12/4B	52/-	PC99	11/-	PY99	8/6	UCH83	10/6
2C26A	5/-	6A2	22/6	6P24	12/-	6Y8G	11/6	12K9GT	4/6	30L44	17/6	870	150/-	AFX203	90/-	5844	120/-	AC/HL	9/-	EL103	6/-	GC12/4B	52/-	PC99	11/-	PY100	8/6	UCH83	10/6
2C26B	5/-	6A2	22/6	6P25	14/-	6Y8G	11/6	12K9GT	4/6	30L45	17/6	871	150/-	AFX203	90/-	5844	120/-	AC/HL	9/-	EL104	6/-	GC12/4B	52/-	PC99	11/-	PY101	8/6	UCH83	10/6
2C39A	140/-	6A8	10/-	6P28	13/-	6Y8G	11/6	12K9GT	4/6	30L46	17/6	872	150/-	AFX203	90/-	5844	120/-	AC/HL	9/-	EL105	6/-	GC12/4B	52/-	PC99	11/-	PY102	8/6	UCH83	10/6
2C40	65/-	6AV6	6/6	6G8H	11/-	6Y8G	11/6	12K9GT	4/6	30L47	17/6	873	150/-	AFX203	90/-	584													

CLASSIFIED ADVERTISEMENTS

DISPLAYED SITUATIONS VACANT AND WANTED: £6 per single col. inch.

LINE advertisements (run-on): 7/- per line (approx. 7 words), minimum two lines.

Where an advertisement includes a box number (count as 2 words) there is an additional charge of 1/-.

SERIES DISCOUNT: 15% is allowed on orders for twelve monthly insertions provided a contract is placed in advance.

BOX NUMBERS: Replies should be addressed to the Box number in the advertisement, c/o Wireless World, Dorset House, Stamford Street, London, S.E.1.

No responsibility accepted for errors.

Advertisements accepted up to **DECEMBER 6** for the **JANUARY** issue, subject to space being available.

SITUATIONS VACANT

A FULL-TIME technical experienced salesman required for retail sales; write giving details of age, previous experience, salary required to—The Manager, Henry's Radio, Ltd., 303 Edgware Rd., London, W.2. [67]

ELECTRONICS AND INSTRUMENTATION for Medical Research. **SENIOR TECHNICIAN** is required for interesting general electronics work on developing and maintaining equipment for use in medical research. Starting salary for an experienced electronics engineer with degree or H.N.C. will be in the range £1,130-£1,475. Applications in writing to the Secretary, Royal Postgraduate Medical School, Ducane Road, London, W.12, quoting ref. 8/218. [2087]

GUATEMALA: Small radio station requires volunteer radio technician to assist in establishing relay stations and radio schools. Interesting post concerning the development of remote areas. Volunteer terms: board, lodging, pocket-money, fares, allowances.—Write: CIIR/OV, 38 King St., London, W.C.2. [74]

RADIO AND TAPE RECORDER TESTERS AND TROUBLE-SHOOTERS required. Excellent rates of pay; 8 a.m. to 5 p.m. Five-day week. Elizabethan Electronics Ltd., Crow Lane, Romford, Essex. Tel.: Romford 84101. [78]

REDIFON LTD. require fully experienced TELECOMMUNICATIONS TEST ENGINEERS. Good commencing salaries. We would particularly welcome enquiries from ex-Service personnel or personnel about to leave the Services. Please write giving full details to—The Personnel Manager, Redifon Ltd., Broomhill Rd., Wandsworth, S.W.18. [26]

TV RETAIL BUSINESS of the highest standing, established over 40 years N.W. London. Owner requires **PERSONAL ASSISTANT** with servicing experience. Good position and prospects for keen and capable man. State age and details of experience. Box W.W. 2098 Wireless World.

WE HAVE VACANCIES for Four Experienced Test Engineers in our Production Test Department. Applicants are preferred who have Experience of Fault Finding and Testing of Mobile VHF and UHF Mobile Equipment. Excellent Opportunities for promotion due to Expansion Programme. Please apply to Personnel Manager, Pyc Telecommunications Ltd., Cambridge Works, Haig Road, Cambridge. Tel. Cambridge 51351, Extn. 327. [77]

WEST London Aero Club invite "A" and "B" licensed engineers with capital and/or necessary equipment to commence Radio Workshop. Alternative propositions may be considered. Write full details to—White Waltham Airfield, near Maidenhead, Berks. [68]

WELL KNOWN HI-FI Radio and Domestic Appliance wholesaler requires experienced Representatives with cars, to call on existing accounts in London, the Midlands and the Home Counties. Excellent prospects, good salary, commission and expenses. Write **DALLAS ELECTRICAL**, 10-18 Clifton Street, London, E.C.2. [2088]

SITUATIONS WANTED

A YOUNG MAN, 25 years old, seeks employment as Radio & Television Fault Finder in the United Kingdom on contract basis. Qualification: B. I.E.T. Diploma in TV Servicing. Please write to Manilall Acharajam, 55 D'Entrecasteaux Street, Port Louis, Mauritius. [299]

EX-R.A.F. ELECTRONICS FITTER, experienced wide variety electronic equipment, seeks employment anywhere abroad. Box W.W. 300 Wireless World.

BUSINESSES FOR SALE

RADIO & TV, Chichester, 4 beds, etc. Tkgs. £280. F'hold, £7,500. (Site for 3 shops available extra.) **ADAMS & CO.**, 14 London Road, Bromley. Tel. 01-460 0061/2. [2103]

BUSINESS OPPORTUNITIES

A LONDON RETAIL TELEVISION and Electrical Business of the highest standing requires Executive Director. Eventual complete take-over of business envisaged on retirement of present managing director. This is an exceptional opportunity to acquire a sound profitable business established over 40 years. Principals only should write in confidence, stating age and details of background and experience, indicating amount of capital available. Box W.W. 2099 Wireless World.

CIVILIAN INSTRUCTIONAL OFFICERS, GRADE III RADIO AND TELEVISION SERVICING

required at
H.M. PRISON, THE VERNE, Portland, Dorset
and
H.M. BORSTAL, HATFIELD, nr. Doncaster, Yorks.

SALARY: Commencing salary £1,158 (at age 26) to £1,330 (at age 30 or over) rising to £1,462. Salary scale revised on January 1st, 1969 to £1,235 (at age 26) to £1,420 (at age 30 or over) rising to £1,565. An additional allowance of £78 a year is also paid. Prospects of pensionable employment.

HOURS: A 42 hour—revised on January 1st, 1969 to 40 hour—5 day week is worked with 18 working days annual leave a year in addition to the usual 9 public and privilege holidays.

QUALIFICATIONS: Full apprenticeship plus at least five years practical experience in the Radio and Television and/or the Electronics servicing industry. City and Guilds Certificate (or equivalent) is desirable. Teaching experience an added advantage.

DUTIES: The successful candidates will train inmates in Radio and Television servicing and prepare them for City and Guilds examinations. The candidate appointed to H.M. Prison, The Verne will in addition be required to perform some relief duty at other Prison Service establishments.

PLEASE WRITE FOR APPLICATION FORM TO: The Establishment Officer, Home Office, Romney House, R.227/29TI, Marsham Street, LONDON, S.W.1. Closing date for receipt of completed application forms: December 13th, 1968.



The Rank Organisation

BUSH MURPHY, market leaders in the Radio and Television field, require professional

salesmen

well versed in modern marketing techniques. The present vacancy is in South Wales, but future expansion will create vacancies in South Yorkshire and London.

The successful applicants will have had at least two years in competitive selling and will be capable of convincing us that in addition to being outstanding salesmen they possess the capacity for future management developments.

Initial salary will be up to £1,600 plus bonus, together with company car, free life assurance and other excellent fringe benefits.

If you are under 35 years of age and number yourself among the few leading salesmen in this country why not drop us a line. We could have the opportunity you are looking for.



Personnel Manager,
Rank Bush Murphy,
Power Road, Chiswick,
London, W.4.

**Further Appointments
Vacant Advertisements
appear on pages 80 & 81**

*Exceptional
opportunities for*
**WIRELESS
TECHNICIANS**

The Home Office requires Wireless Technicians to work on installation and maintenance of V.H.F. and U.H.F. communications systems at various locations in England and Wales

WE OFFER

- * Starting salary of up to £1130 (according to age), rising to £1304 with additional allowances of up to £125 if working in the London area
- * Good prospects of promotion, the top technical posts draw more than £2300 a year and staff who obtain professional qualifications may rise still further
- * 40 hour week with overtime payable
- * 18 working days paid holiday a year, rising to 30 days, plus public and privilege holidays amounting to 8½ days
- * Excellent prospects of qualifying for a pensionable post after one year's service

WE REQUIRE

- * City and Guilds Intermediate Telecommunications Certificate or evidence of an equivalent standard of proficiency
- * Sound practical experience of construction and maintenance of V.H.F. and U.H.F. equipment
- * Working knowledge of modern workshop techniques

Further information, please, about the work, pay and prospects of a WIRELESS TECHNICIAN.

NAME.....

ADDRESS.....

Post to:—Director of Telecommunications Home Office,
Room 208, Horseferry House, Dean Ryle Street,
London S.W.1.

Seven Fearless Engineers

We have this new department which will production-engineer prototype communications equipment.

We need a lot of electronic engineers to do it. 6 or 7.

You've got to know something about radio, radio ancillaries, or small to medium size digital systems. If you have been in the business anywhere from two years to twenty then we've a place for you. If you're qualified, that's fine, but what we really want is know-how and we don't care how you got it.

We need systems, circuit, component, test, value engineering and any other kind of experience you could name. If you've a bias towards mechanical design or production methods, that's marvellous. You won't do a lot of design or development. But you'll really find out how the stuff gets made, and the right way to make it.

The job security is excellent—provided, once you're with us, you're prepared to really join in and get down to it.

If you are interested, and want to know more, ring Derek Barontini either at home—Crawley 23267 (after 8 p.m.) or at his office—01-874 7281.

REDIFON 

A Member Company of the Rediffusion Organisation

NEW FRONTIERS IN ELECTRICAL AND ELECTRONIC ENGINEERING

Our capital investment programme in the New Post Office will be about £2000 million in the next five years. Much of this will be spent on advanced electrical and electronic installations. This expansion has created exceptional career opportunities for professional Electrical and Electronic Engineers who have vision, drive and ability. We need engineers to do design, development and planning work on such problems as electronic switching systems, digital methods of transmitting speech, space communications and to carry out computer feasibility studies for the planning and management of engineering plant and systems. We also need engineers who are capable of taking responsibility for the management of plant provision and maintenance.

There is room for both the specialist and the generalist within the nation-wide network of the New Post Office. To be eligible you must have a degree in electrical or electronic engineering or allied sciences or be a corporate member of the IEE or the IERE. The normal upper age limit is 34 but well qualified older people with relevant experience will be considered. Starting salaries can be almost £2000 (depending on age and location) and there are good opportunities for advancement to posts with salaries of over £3000.

For fuller information please telephone (free of charge) by asking your local operator for FREEFONE 283.

Alternatively, post this coupon to:—
Richard Mayne,
B.Sc. (Eng.), C.Eng., MIEE,
Post Office Appointments Centre,
23 Howland Street,
LONDON, W1P 6HQ.



THE NEW POST OFFICE

NAME	
ADDRESS	
TOWN	
COUNTY	
QUALIFICATIONS	ZH.60

CIVILIAN RADIO TECHNICIANS AIR FORCE DEPARTMENT

Are you

- ★ INTERESTED IN DOING VITAL WORK ON RAF RADAR AND WIRELESS EQUIPMENT?
- ★ Aged 19 and over, of good educational standard with at least 3 years' training and practical experience in radio/radar servicing.

If so we offer

- ★ Good pay. Salaries start at up to £1,130 p.a. (according to age) and rise to £1,304 by annual increments.
- ★ Good prospects of promotion (top posts in excess of £2,000 p.a.).
- ★ Excellent prospects of a good pension or a gratuity after 5 years' service.
- ★ 5 days week. 3 weeks 3 days annual leave rising to 6 weeks, plus public holidays.

Vacancies exist at:

RAF Sealand near Chester, RAF Henlow in Bedfordshire and periodically at other RAF stations.

Write to:

MINISTRY OF DEFENCE, CE 3 (H) (AIR),
SENTINEL HOUSE, SOUTHAMPTON ROW, LONDON, W.C.1, or call at
No. 30 MU, RAF SEALAND, between the following times: Monday-Friday 8.30-4,
Saturday 8.30-12.30.

ASSISTANT CONTROLLER OF TELECOMMUNICATIONS

required by the
GOVERNMENT OF BRUNEI

On contract for one tour of 36 months in first instance. Salary in scale B.D. 1220-2160 a month, equivalent to £1,987-£3,527 a year, including Inducement Pay. (THERE IS NO PERSONAL INCOME TAX IN BRUNEI AT PRESENT.) Gratuity at rate of 12½ per cent of total salary drawn. £60—Outfit Allowance. Education allowances, free passages, generous leave, partly furnished Government quarters at reasonable rental. Contributory pension scheme available in certain circumstances.

Candidates, under 46, preferably qualified for exemption from I.E.F. examinations, must have had at least 6 years' practical experience in one or more of:

- (a) Radio system, H.F., V.H.F., U.H.F., wide and narrow-band.
- (b) Automatic exchange systems including conversion to State wide dialling.
- (c) External distribution and junction cable schemes.

Coupled with a basic knowledge of all three categories should be a knowledge of associated equipment such as teleprinters and V.F.T. equipment.

The selected candidates will be responsible for the planning, provision, installation and maintenance of one of the above categories.

Apply to CROWN AGENTS, M. Dept., 4 Millbank, London, S.W.1, for application form and further particulars, stating name, age, brief details of qualifications and experience, and quoting reference M2K/63300/WF.

HAS ANYONE DESIGNED/DEVELOPED a compact 2 Mc/s Radio Telephone suitable for use on the Marine Band and are short of capital to manufacture/market their design. If so, please write Box W.W. 2102. Wireless World.

ARTICLES FOR SALE

BBC.2 television, radio, service, spares. Modify your set BBC.2. New manufacturer's conversion kits and tuners; list available. Dual 405/625 Transistorised Tuner £2/19; dual 405/625 IF transistorised panel incl. circuits, £2/15, p/p 4/6; Philips 625 conversion kit incl. tuner, 625 IF panel, switch assy., 7 valves, circuits, etc., £5/5 (or less valves 50/-), p/p 6/-; GEC/SOBBEL 405/625 IF and output chassis incl. circuit, 38/6, p/p 4/6; FERGUSON 625 IF amp chassis incl. 6 valves, 55/- (or less valves 17/6), p/p 4/6; UHF tuners incl. valves 38/6 (less valves 15/-), p/p 4/6; new VHF tuners, GEC transistorised, 70/-; A.B., Philips dual stand, Brayhead 3003, 30/-; Cylcon C. 20/-; KB 16 Mc/s, 38 Mc/s, 10/-, p/p 4/6. Many others available. Fireball tuners, push-button tuners, used, good condition, 30/-, p/p 4/6; TV signal boosters, transistorised Pye/Labgear BL/B3 or UHF battery operated 75/-; UHF mains operated, 97/6; UHF masthead, 105/-, post free; LOPTS scan coils, frame output transformers, mains droppers, etc., for all popular makes. Salvaged components—large selection of transformers, scan coils, turrets, etc. Enquiries invited. C.O.D. despatch available.—Manor Supplies, 64 Golders Manor Drive, London, N.W.11. Callers 589b High Rd., North Finchley, N.12 (near Granville Rd.). HIL 9118 (day) PPE 4032 (evg.). Early closing Thursday 1 p.m. [60]

BUILD IT in a DEWBOX quality plastics cabinet. 2 in. x 2 in. x any length. D.E.W. Ltd. (W), Ringwood Rd., FERNDOWN, Dorset. S.A.E. for leaflet. Write now—Right now. [76]

COLOUR COLOUR TV Components for W.W. Receiver, Delays, Scans, Decoder Panels, etc., etc. Large S.A.E. for new Lists. Forgestone Components, Ketteringham, Wymondham, Norfolk. [291]

COLOUR TV For Sale, T/B and Chromance near complete, S.A.E. for details. Very cheap. Box W.W. 297 Wireless World.

ELEKON STAR Bargain Offers: special purchase of assorted 1, 3, 5 and 10 watt wire-wound Resistors, a mixed pack of 100 for only 12/6; Philips 9V. Tape Cassette Motors, normal price approx. 45/-, our price 20/-. LORLIN miniature rotary Switches with sprung nylon locator 1 pole-12 way, 2 pole-6 way, 3 pole-4 way,

SENIOR PROJECT ENGINEER

We require a Senior Project Engineer to take charge of our design and engineering dept. It is intended that he will be entirely responsible for the development of various projects. He should have a thorough knowledge of transistorised and SCR circuitry used for control and switching. A minimum qualification of HNC. The position offers a high salary and excellent prospects for advancement. Applications should be in writing to:

Mr. B. C. JOHNSON,
Solid State Controls Limited,
Brunel Road, Acton, London, W.3.

TECHNICAL SALES ASSISTANT

We have an interesting vacancy for a man with good basic electronic training and some commercial experience to act as an assistant in the furtherance of the sales of closed circuit TV and broadcast test equipment.

Applicants should preferably be single, as considerable travelling may be involved, aged about 22-25 and possess their own car, or at least hold a current driving licence.

A commensurate salary would be paid for a man of good education and experience who can show keenness in developing the sales of first class equipment.

Please send brief written particulars and availability for interview to:

The Personnel Manager
BOSCH LIMITED
Rhodes Way, Radlett Road, Watford
Herts

4 pole-3 way 3/6 each or 36/- doz. Manufacturers inquiries invited for bulk quantities of these switches. COLLARO Auto-Record Player Arm fitted with Ronette Stereo turn-over cartridge 39/6. Nodark thermal cut-out Switches, 250V at 1.9A 15/- MULLARD Ferrox Cores LA1, LA2402 7/6; also ex-equipment LA2402 2/6, LA5, LA6, LA7 12/6, LA2303, LA2503 12/6, FX2240 7/6, FX1653 15/- VALVES N78 10/-; EM84 5/- STOP PRESS. We will shortly have available a wide selection of precision Ballbearings. For details see next issue. Elekon Enterprises, 30 Baker Street, London, W1M 2DS 01-486 5353 (24 hours a day).

THE IDEAL PANEL Mounting Meter Movement for any Sensitive Test Meter, etc. 200 Micro Amp F.S.D. 4 1/2" X 4 1/2" in clear plastic case. Our special price only 39/6. P. & P. Free. Limited number only. Walton's Wireless Stores, 55A Worcester Street, Wolverhampton, Staffs. [71]

TRANSFORMERS. Range of outputs up to 1KVA. Quotations by return. SOLENOIDS, ac or dc, substantial range in stock. Quotations by return. Magnatrol (Farnborough) Ltd., 28 Alexandra Road, Farnborough, Hants. Tel. 42590. [301]

SOLARTRON OSCILLOSCOPE CD1056.2 DC/25 m/c. in new condition £100; Feedback Voltmeter Model VP252 £45. As new, TV Sweep Generators Marconi TP923 £30; Kay Electric "Marka Sweep" RP-P £30; "Mega Sweep" IIIA £45. Patrick & Kinnie, 81 Park Lane, Hornchurch, Essex. Romford 44473. [2100]

VERY SUPERIOR POP-RIVET KITS including Gun and a supply of Rivets. Made in America. only 27/6 post 2/6. STEDMAN, 30 Victoria Road, Aston, Birmingham. [298]

VIDEO TAPE: 1/2 in and 1 in Tape available on precision metal or plastic spools at very keen prices. Please write for details. Elekon Enterprises, 30 Baker Street, London, W1M 2DS 01-486 5353.

TEST EQUIPMENT — SURPLUS AND SECONDHAND

SIGNAL generators, oscilloscopes, output meters, wave voltmeters, frequency meters, multi-range meters, etc., etc., in stock.—R. T. & I. Electronics, Ltd., Ashville Old Hall, Ashville Rd., London, E.11. Ley. 4986. [164]

FIELD SERVICE ENGINEER (PROFESSIONAL AUDIO)

Sound Techniques wish to employ an Engineer of proven ability, to carry out servicing and liaison work on our installations. Must be fully conversant with Audio standards, transistor electronics and Professional Audio equipment. The position will be London based. Excellent salary plus car. Apply in writing giving details of experience to:

Vernon Morris, Sound Techniques Ltd., Unit 10, Industrial Estate, Mildenhall, Suffolk. Our Telephone number 3493.

Radiomobile

BRITAIN'S CAR RADIO SPECIALISTS

Require:

TECHNICAL STAFF TECHNICAL SUPERVISOR

A good knowledge of transistor theory, together with practical knowledge and experience of radio trouble shooting is essential.

LINE SUPERVISORS

—with previous experience in the Electronic Industry.

RADIO REPAIRERS & TECHNICIANS

Previous transistor radio repair experience necessary.

All the above positions offer good promotional prospects together with competitive rates of pay and fringe benefits.

Please contact: The Personnel Manager,

RADIOMOBILE LIMITED,

Goodwood Works, North Circular Road, London, N.W.2.
(GLA 0171)

A SUBSIDIARY OF SMITHS INDUSTRIES LIMITED

ASSISTANT SIGNALS OFFICER METEOROLOGICAL OFFICE

MINISTRY OF DEFENCE (AIR FORCE DEPARTMENT)

Applications are invited from men and women, aged at least 23, for a post of Assistant Signals Officer at the Meteorological Office Headquarters in Bracknell, Berks.

DUTIES relate to the planning, provision and installation of meteorological landline and radio telecommunication systems embracing transmission by both low/medium/high speed data and analogue/digital facsimile, and including facilities for reception from satellites. A particular objective will be to automate the UK system making optimum use of computers.

QUALIFICATIONS: Either (a) Corporate Membership of the Institution of Electrical Engineers, the Institution of Electronic and Radio Engineers or the Royal Aeronautical Society, or exemption from their examinations, or (b) 1st or 2nd class honours degree in Electrical Engineering, Physics or Applied Physics, together with at least 2 years' training and experience in Telecommunications or Electronic Engineering. Wide knowledge of telecommunications and aptitude for planning, including some experience of planning for automation in telecommunications essential.

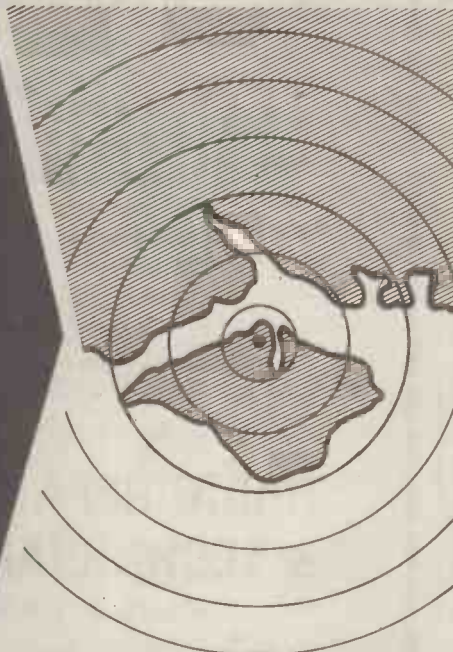
SALARY (national): £1,087 at age 23—£1,761 at 34 or over (possibly higher if at least 35). Scale maximum £2,065. Non-contributory pension.

WRITE to Civil Service Commission, Savile Row, London, W1X 2AA, for application form, quoting S/6960/68. Closing date 5th December, 1968. Candidates who have already applied should not do so again.

Marine Radar

DESIGN ENGINEERS

JOIN US HERE



Plessey have made a substantial investment to the creative design and development of Marine Radar.

If you are a Design Engineer or Draughtsman with Marine Radar Systems experience in the following:

Propagation and reception of X-Band pulsed radar signals;

Signal amplification and data presentation;

Electrical low power conversion and distribution;

we at Plessey Radar on the Isle of Wight would welcome the opportunity of discussing with you the work and benefits available with us.

If you would like to join our progressive team — write or telephone The Personnel Manager, Plessey Radar Limited, Newport Road, Cowes, Isle of Wight. Telephone: Cowes 4141.

PLESSEY RADAR

PLESSEY ELECTRONICS GROUP



**YORKSHIRE
IMPERIAL**

require an

ASSISTANT ELECTRONIC ENGINEER

to join an established Electronics Laboratory situated at the Company's Headquarters at Leeds.

The successful applicant will be required to design and develop electronic instruments or assemblies for incorporation with measuring, non-destructive testing and control systems. The work will also involve participation in commissioning trials at any of the Company's factories throughout the U.K.

Candidates should possess H.N.C. or its equivalent or specialist experience of a high order, together with a minimum of 5 years experience in industry, the services, or a research or development establishment in a supervisory capacity. They should also be capable of preparing detail drawings and relevant technical descriptions and an expert knowledge of available components, circuit blocks and measuring techniques is desirable.

The Company offers attractive conditions of employment, including Pension, Life Assurance and Profit Sharing Schemes. Assistance with re-location expenses will be provided, if required.

Applications, giving full details of age, qualifications and experience and present salary should be marked 'Reference 38218—Confidential' and addressed to:

The Senior Appointments Officer, Company Personnel Services,
Yorkshire Imperial Metals Limited, P.O. Box 166, Leeds.

OSCILLOSCOPES, portable signal generators, portable pen recorders, electrometers, resolved component indicators, electronic multimeters, square wave generators, test bridges, etc. Lind Air (Optronics) Ltd., 54A Tottenham Court Road, London, W.1. Tel 01-580 4532 [2089]

MINISTRY OF TRANSPORT Electrical Engineering Assistants

There are vacancies for Electrical Engineering Assistants (Grades II and III) in the Traffic Engineering Division of the Ministry of Transport, St. Christopher House, Southwark Street, London, S.E.1.

DUTIES

To assist Professional Engineers engaged on the design and provision of signal and surveillance systems for motorways. This is an expanding project offering challenging opportunities in the fields of computing, data acquisition and transmission, and in optical, magnetic and radar detection systems.

QUALIFICATIONS AND EXPERIENCE

It is essential that candidates should have some knowledge in one or more of the fields referred to above. Candidates should hold technical qualifications in appropriate subjects (Ordinary National Certificate or equivalent). Candidates for Grade II posts should preferably hold higher qualifications.

SALARY

Grade II £1,472 on entry rising by four annual increments to a maximum of £1,690.

Grade III £1,065 (at age 21) to £1,331 (at age 28 or over) to £1,472.

Good working conditions. Five-day week. Annual paid holiday allowance of 18 working days for Grade III and 22 days for Grade II in addition to the usual public holidays (8½ days).

Applicants aged 21 or over may apply. Application forms can be obtained from Establishment Staffing 3 Division, Room 8/121, Ministry of Transport, St. Christopher House, Southwark Street, S.E.1.

BICC

TELEPHONE CABLES DIVISION

The Division designs, manufactures and installs a wide range of telephone cables throughout the United Kingdom and Overseas. There are immediate vacancies in the Engineering organization at Prescott, Lancs.

TRANSMISSION MEASUREMENTS ENGINEER

An engineer is required by the Systems Department to make electrical measurements ranging from D.C. to 50 n/sec pulse reflection, throughout the U.K. The post is based at Prescott but considerable travelling will be involved and applicants must be prepared to spend extended periods on site. Applicants should be of graduate level in light current subjects and should preferably hold a current driving licence. Alternatively, they should be prepared to pass a driving test during the probationary period. A car allowance may be made available on satisfactory completion of training. There will be periods between site work when the engineer will work on a variety of technical problems in the Measurements Laboratory at Prescott.

SPECIAL MEASUREMENTS ENGINEER

A further engineer is needed to undertake high frequency measurements on telecommunication cables of all types up to 1 GHz. Opportunities will occur for comparison to be made between different techniques and for the development of new techniques and auxiliary apparatus. Applicants should preferably be of graduate status but H.N.C. or C & G Full Technological Certificate would be acceptable as minimum qualifications. Experience in the H.F. measurements fields is important and mathematical ability to degree standard is essential. The post will be based at Prescott but occasional visits to other locations throughout the U.K. may be required.

CABLE DESIGN ENGINEERS

The vacancies are in the Design and Control Department. The successful candidates will be responsible to the Head of Cable Design for investigations into existing designs with the object of improving both their electrical characteristics and their processing properties. The work will also involve value analysis studies and design work on new cable types. Applicants should preferably be of graduate level in Physics or Electrical Engineering. Previous experience in the Cable Industry is desirable but not essential. The preferred age-range for the appointments is 21 to 30 years. Telephone Cables Division is located in modern factory premises with its own laboratories at Prescott, Lancs. As part of the BICC Group we provide the conditions of service of a large progressive Company, including a Profits Participation Scheme. Please write, giving brief personal details including present salary to:

G. F. Turner (Ref. SA/32/86),
Telephone Cables Division,
British Insulated Callender's Cables Limited,
PRESCOT, Lancs.

ELECTRONIC SYSTEMS SERVICE ENGINEERS

THE JOB

Systems Service Engineering on Advanced Training Aids for Aircraft, Radar Networks, Nuclear Reactors and Submarines.

THE MAN

Electronic Engineer preferably with O.N.C. or H.N.C., having had practical experience of electronic devices with a keen desire to learn new techniques and applications.

THE REWARDS

A salary within a range of £1,050-£1,450. High job interest. Opportunity to work on complex systems incorporating digital and analogue computers, associated peripherals, colour television systems and servo systems, as a member of a team. Opportunity to fly and operate simulated aircraft and other equipments: High-quality training will also be given.

OTHER BENEFITS

Our terms and conditions of employment are good and include contributory Pension Scheme, free Life Assurance etc.

We are not merely offering posts which will afford candidates opportunities of attaining a good job. Selected candidates will be offered long-term careers. Opportunities for travel at home and overseas. Apply quoting ref: SER/1

to: The Personnel Manager

REDIFON LIMITED

FLIGHT SIMULATOR DIVISION

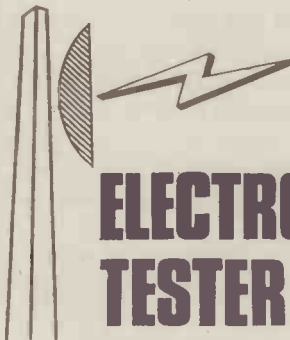
Gatwick Road, Crawley, Sussex.

Telephone: Crawley 28811

REDIFON 



A Member Company of the Rediffusion Organisation



ELECTRONIC TESTER

CAREER POST

IAL have an opening in their Inspection Department for a Tester who will be engaged in interesting work with both small electronic units and complete systems. He will need to have gained a good background of radio theory and practical experience will have preferably included involvement in factory final test procedure in the light electronic and communications industry. IAL is a fast expanding world wide company engaged in the fields of aviation services and communications and manufactures a wide range of electronic equipment mostly on a one-off or batch basis. The post offers an excellent starting salary commensurate with experience and good career prospects and will be based at our modern Head office at Southall which is situated on the edge of the countryside between Hayes and Heston in easy access of the M4 Motorway. Fringe benefits include membership of an excellent contributory pension and life assurance scheme and concessions on holiday air fares.


Please write, phone or call the:

Personnel Department (WW),

IAL

INTERNATIONAL AERADIO LIMITED

AERADIO HOUSE · HAYES ROAD · SOUTHALL · MIDDLESEX
Tel: Southall 2411



WIDE-RANGING TROUBLE SHOOTERS

for Radio and Electronics Testing

These are jobs for the kind of men who can't stand repetition and routine. There's a wide variety of ground and airborne navigation and communications equipment to test and align. Senior Testers take on some trouble-shooting work from time to time to help out our quality assurance people.

Men aged 22 to 45 who have practical experience of electronics and radio testing would be welcome. ONC, electronics, or City & Guilds, telecommunications, would be an advantage. These jobs would also suit ex-Servicemen with detailed maintenance knowledge gained in ground nav aids or communications equipment.

If you've been looking for interesting work and a chance of progress with good money and working conditions—this is for you.

Write to or phone straight away:

Tom Anderson,
Standard Telephones & Cables Ltd.,
Oakleigh Road, New Southgate,
London N.11.
Phone: 01-368 1234, Ext. 2578.

STC

Bush Murphy, market leaders in the radio and television field, are looking for a

TECHNICAL WRITER

This is an opportunity to join a Company who are steadily increasing their brand share and whose plans for product diversification will provide every opportunity for its employees to use their initiative and ability to the full. The successful applicant will probably be aged between 25-45. He will certainly have had previous experience as a radio or electronic Technical Writer and will probably possess a City and Guilds Certificate in R. & TV or equivalent. Starting salary will depend on past experience but will be generous for the right man.

Why not write to: **The Personnel Manager, Rank Bush Murphy Limited, Power Road, Chiswick, W.4**, for an Application Form. This may be the post you are looking for.



INSTALLATION ENGINEERS

The Installation and Maintenance Division of E.M.I. Electronics Ltd., requires Installation Engineers. New contracts for 1968 include the complete installation of equipment for T.V. studios, and of Robotug transport systems. Successful applicants will be responsible for the planning and on-site supervision of installation, for a wide range of commercial electronic equipment including closed-circuit T.V. systems and automated systems, in addition to those already mentioned.

Applicants should have a good knowledge of electronic equipment, and preferably some experience of installation work. A sound knowledge of basic electrical and electronic theory is necessary. Commencing salaries and staff benefits are good, and re-location grants may be made in suitable cases.

EMICAREERS

Applications, giving concise career and personal details to:-

P. JONES - GROUP PERSONNEL DEPARTMENT
E.M.I. LIMITED - BLYTH ROAD - HAYES - MIDD



W.W./12/68

RECEIVERS AND AMPLIFIERS— SURPLUS AND SECONDHAND

HIRO Rx5s, etc., AR88, CR100, BRT400, G209, S640, etc., etc., in stock.—R. T. & I. Electronics, Ltd., Ashville Old Hall, Ashville Rd., London, E.11. Ley. 4986. [68]

NEW GRAM AND SOUND EQUIPMENT

CONSULT first our new 70-page illustrated equipment catalogue on HI-FI (5/6). Advisory service, generous terms to members. Membership 7/6 p.a.—Audio Supply Association, 18 Blenheim Road, London, W.4. 01-995 1661. [27]

GLASGOW.—Recorders bought, sold, exchanged; cameras, etc., exchanged for recorders or vice-versa.—Victor Morris, 343 Argyle St., Glasgow, C.2. [11]

A vacancy occurs for one additional Instructor commencing in January, 1969, at the Wireless College, Colwyn Bay, North Wales, to assist in preparing students for P.M.G. examinations. The post is a junior one but with prospects of advancement, and the primary duty is practical instruction on marine radio equipment.

Applicants should hold a P.M.G. certificate. Recent marine operating experience is desirable but not absolutely essential.

Write in the first instance to the Principal.

Product Test Technicians

Career Opportunities with IBM Manufacturing

We need high calibre men to fill vacancies created by promotion and programme expansion.

The job is to commission the latest IBM products and systems in production at the Scottish plant, near Greenock, and requires an intimate knowledge of the equipment under test, which can include computers, punched card and tape peripherals, magnetic disk and tape storage, high and low speed printers, visual display units, multiplexors, Teleprocessing and optical character recognition equipment. The products have to be tested thoroughly, and all faults traced and rectified. The work is interesting and absorbing, and the prospects for the right man are good.

Training will be a mixture of formal and "on the job" instruction. We will teach you all you need to know about IBM equipment—providing your basic knowledge is at the required level.

Pay and conditions will be excellent.

Benefits include a non-contributory pension, immediate free life assurance and full sickness pay for up to 26 weeks in any 12 months. The 254,000 square feet plant is modern and situated in a pleasant rural valley. There is a subsidised restaurant.

Working conditions are excellent and there are good recreational facilities in the area. IBM will assist with removal expenses where applicable.

The man will be at least 18 and probably less than 30 and have a strong electronic background, with experience in, for example, the testing of electronic products, maintenance of radio, radar or TV or similar work in the armed forces.

He will probably have, or be near to attaining, a qualification such as HNC, ONC, first class PMG, final RTEB, or final City and Guilds (Course Nos. 47, 48, 49, 57, 300). A knowledge of transistor circuitry and the use of oscilloscopes will be a distinct advantage.

If you have what we need, and are keen to join a vigorous, expanding and up-to-the-minute industry, please write, giving details of your age, experience and qualifications, and quoting ref No. PT/WW/722 to: Personnel Selection Officer, IBM United Kingdom Limited, P.O. Box 30, Spango Valley, Greenock.

IBM

Your career can only be as successful
as the company you work for



*Young Men
Get going
Get out and
about
Get with a
Career—at
BURROUGHS*

Burroughs are looking for young men aged 18-25 with get going potential. Young men who want to get out and work in freedom on their own initiative. It could be you. We want you to become an advanced Burroughs Technician so that you can ensure our machines are kept up to Burroughs standards of perfection. Our business is big business. We manufacture and market business equipment that ranges from simple adding machines to some of the world's largest computer systems.

You will be trained for the job and put on the road to promotion. All you need is enthusiasm and G.C.E. 'O' levels in 5 subjects and/or some O.N.C. study or experience in electro-mechanical devices.

A good initial salary will be paid, rapidly rising with training and experience.

FILL THIS IN NOW FOR A NEW FUTURE

I HAVE THE QUALIFICATIONS YOU ASK FOR and am interested in a career with Burroughs Machines Limited. Please send me a preliminary application form.

NAME _____


ADDRESS _____

_____ w.w.

Please print clearly and send to:
J. A. R. DAKIN
BURROUGHS MACHINES LTD.,
HEATHROW HOUSE,
BATH ROAD, CRANFORD,
HOUNSLOW, MIDDXX.



Burroughs
FOR BUSINESS AUTOMATION



ELECTRONICS ENGINEER

Communications System Design

The Company is engaged in the fields of aviation services and communications, and manufactures a wide range of custom built communications systems.

We are seeking an engineer to join a group engaged upon the design of communications systems for manufacture. The post will be based at our modern Head Office at Southall which is situated on the edge of the countryside between Hayes and Heston in easy access to the M4 Motorway.

The work involves the design of control units and consoles to provide integrated control of radio telephony, line telephony and telegraphy equipment. The designer starts with an operational specification and finally prepares drawings for manufacture of the complete installation. A good background knowledge of telecommunication's principles and practices is necessary, preferably with experience of applying them to systems design.

IAL is expanding fast and the post offers good career prospects. Fringe benefits include an excellent contributory pension and life assurance scheme and concessions on holiday air fares.

Write giving full details of qualifications and career to date to:

**General Manager Personnel, (WW),
International Aeradio Limited, Aeradio House,
Hayes Road, Southall, Middx.**

IAL

INTERNATIONAL AERADIO LIMITED

AERADIO HOUSE · HAYES ROAD · SOUTHAL · MIDDLESEX

ELECTRONICS ENGINEER

This is an interesting and challenging new appointment to the Regional Engineer's Staff of a Hospital Board. The most suitable candidate will be a Chartered Electronics Engineer with a sound knowledge of electronics covering a wide range of equipment, coupled with the ability to build and administer an efficient organisation to deal with the selection, installation and maintenance of such equipment for clinical and engineering use in hospitals. Though not essential preference will be given to engineers with experience of medical equipment. An engineer matching these requirements will qualify for a salary range of £2,335 to £2,855 p.a.

Full particulars and form of application available from the Secretary, Oxford Regional Hospital Board, Old Road, Headington, OXFORD, to whom applications are to be returned not later than 30th November, 1968. (Quote V73/68K.)

GRANADA TELEVISION

Sound Engineers for Operational Television.

There are vacancies at the TV Centre in Manchester for engineers in studio sound operations. Applicants should have a keen interest in sound, good technical knowledge and preferably practical experience of operational and recording techniques.

There are a number of openings from Technical Assistant up to Engineer and starting salaries range from £1295—£1876.

Housing prospects in the Manchester area are excellent and we will give assistance with removal and housing expenses. Generous Granada Group pension and Life Assurance scheme.

Write full details, age, experience and qualifications to Andrew Quinn, Granada Television Ltd., Manchester 3.

ELECTRONIC TEST ENGINEERS

PYE TVT LIMITED, WEYBRIDGE DIVISION wish to appoint Engineers to work on a wide range of professional television equipment for a world wide market.

Engineers appointed would be required to work on colour and monochrome equipment incorporating the latest transistor/pulse circuitry techniques.

Previous experience of professional television equipment is not essential, but applicants must have a sound technical knowledge of transistor circuitry, plus experience of equipment testing.

We offer attractive salaries and conditions, making this a worthwhile career opportunity.

Apply to:

Personnel Officer
PYE TVT LIMITED
WEYBRIDGE DIVISION
Addlestone Road
Weybridge, Surrey

OFFICER I/C RADIO WORKSHOPS

required by the ABU DHABI DEFENCE FORCE on contract terms of service for 3 years in tours of 10 months each approximately. Commencing salary married officer £3,255 a year. Outfit allowance £210. Free furnished quarters. Free air passages. Generous leave on full salary.

Candidates, aged 25-35 years, who will serve in the rank of Lieutenant, should be ex-Sergeants Class I Tradesmen/Radio Technicians (R.E.M.E. or Royal Signals) and should preferably be Artificers Radio or Tels. (R.E.M.E.). It would be an advantage if candidates had previous service in Arab countries and a knowledge of A14 (BCC 30) Radio and C11 (SSB).

Duties will include command of Radio Workshop, repair and maintenance of all Force communication equipment, the training of technicians and the ordering and storage of spares.

Apply to **CROWN AGENTS, M Dept., 4 Millbank, London, S.W.1**, for application form and further particulars, stating name, age, brief details of qualifications and experience and quoting reference M3P/680908/WF.

ASSISTANT TELECOMMUNICATIONS ENGINEERS

required by the GOVERNMENT OF KENYA' Police Department, on contract for one tour of 24 months in the first instance. Commencing basic salary according to experience in scale equivalent to £1,225-£1,620 p.a. In addition an allowance, normally tax free, ranging from £778 to £586 a year will be paid by the British Government direct to an officer's bank account in the United Kingdom. Gratuity 25 per cent of total salary drawn or 45 per cent if no overseas terminal leave taken. Free passages. Accommodation provided at moderate rental. Generous education allowances. Outfit allowance. Contributory pension scheme available in certain circumstances.

Candidates, up to 50 years of age, must have served an approved apprenticeship and possess the City and Guilds Telecommunications Technician's Certificate or equivalent. They must have had at least five years' experience in Telecommunications engineering including considerable practical experience with fixed, mobile and portable Telecommunications equipment operating in the H.F. (including S.S.B. and I.S.B.) and V.H.F. (AM and FM) bands and associated aerial and mast installation plus a knowledge of transistorized and modern equipment. A knowledge of V.F. Multiplex equipment and experience in Radio Teletypewriter equipment would be an advantage.

Apply to CROWN AGENTS, M. Dept., 4 Millbank, London, S.W.1, for application form and further particulars, stating name, age, brief details of qualifications and experience and quoting reference M2K/61095/WF.

INDEPENDENT TELEVISION NEWS LIMITED intends to appoint a TRAINEE TELEVISION ENGINEER

Applicants should have a keen interest in the technical problems of Television, and have had some previous practical experience of electronics. They should possess either recognised Engineering Qualifications or "A" levels in science subjects.

Training will be provided in the various engineering sections of ITN covering the field of television broadcasting. Where necessary, attendance at evening classes will be arranged.

Trainees, who successfully complete their period of training, will be appointed to the permanent staff where benefits include a Pension Fund and Free Life Insurance. With the expansion into colour television opportunities for promotion to more senior grades will exist.

Salary during the nine months training period will be at the rate of £715 per annum whilst under supervision, rising substantially on appointment to permanent staff.

Candidates aged 18-25 should telephone or write for application forms: Personnel Manager, Independent Television News Limited, Television House, Kingsway, London, W.C.2. Tel.: 01-405 7690.

UNIVERSITY OF KENT AT CANTERBURY THE LANGUAGE CENTRE

Applications are invited for the post of **TECHNICIAN** in the Language Centre. The person appointed will assist in the maintenance of the language laboratories and ancillary audio-visual equipment, and will be required to carry out recording and editing techniques. An interest in foreign languages would be an advantage. The salary scale is £722 to £1,007 p.a. Further particulars and application forms may be obtained from the Registrar, Beverley Farm, The University, Canterbury—quoting reference T68/11.

TRAIN TODAY FOR TOMORROW

Start training TODAY for one of the many first-class posts open to technically qualified men in the Radio and Electronics industry. ICS provide specialized training courses in all branches of Radio, Television and Electronics—one of these courses will help YOU to get a higher paid job. Why not fill in the coupon below and find out how?

Courses include:

- RADIO/TV ENG. & SERVICING
- AUDIO FREQUENCY
- CLOSED CIRCUIT TV
- ELECTRONICS—many new courses
- ELECTRONIC MAINTENANCE
- INSTRUMENTATION AND SERVOMECHANISMS
- COMPUTERS
- PRACTICAL RADIO (with kits)
- PROGRAMMED COURSE ON ELECTRONIC FUNDAMENTALS

Guaranteed Coaching for:

- C. & G. Telecom. Techns' Certs.
- C. & G. Electronic Servicing
- R.T.E.B. Radio/TV Servicing Cert.
- Radio Amateur's Examination
- P.M.G. Certs. in Radiotelegraphy
- General Certificate of Education

Start today - the ICS way

INTERNATIONAL CORRESPONDENCE SCHOOLS

Dept. 230 Parkgate Rd., London, S.W.11.

Please send FREE book on

Name

Address

.....12.68

TAPE RECORDING ETC.

IF quality, durability matter, consult Britain's oldest transfer service. Quality records from your suitable tapes. (Excellent tax-free fund raisers for schools, churches.) Modern studio facilities with Steinway Grand.—Sound News, 18 Blenheim Road, London, W.4. 01-995 1661. [28]

TAPE to disc transfer, using latest feedback disc cutters; EPs from 21/-; s.a.e. leaflet.—Deroy, High Bank, Hawk St., Carnforth, Lancs. [70]

UNIVERSITY OF KENT AT CANTERBURY

THE LANGUAGE CENTRE

Applications are invited for the post of **SENIOR TECHNICIAN** in the LANGUAGE CENTRE. The person appointed will be required to maintain four language laboratories and further audio-visual aids, and to supervise and train two assistant technicians. The salary scale is £987-£1,225 p.a. Further particulars and application forms may be obtained from the Registrar, Beverley Farm, The University, Canterbury—quoting reference T.68/12.

RADIO TECHNICIANS CAREER POSTS

Opportunities exist for Radio Technicians to undertake interesting work involved with the maintenance and installation of equipment at airfields, inland and marine mobile networks, and on North Sea Drilling Rigs.

Applicants should have experience in one or more of the following classes of equipment. VHF and UHF base station and mobile equipment employing both AM and FM techniques.

HF Receivers and Transmitters up to 1kw with SSB, ISB, and FSK techniques. Remote control systems for Transmitters and Receivers operating over GPO land lines.

Teleprinters and Telegraph error correction equipment.

City and Guilds Certificate or equivalent level qualification is desirable.

Applicants should have a valid UK driving licence and be prepared to work outside normal working hours on a call out roster basis.

The posts offer excellent starting salaries commensurate with experience and good career prospects and will be based at our modern Head Office at Southall which is situated on the edge of the countryside between Hayes and Heston in easy access of the M4 Motorway. Fringe benefits include membership of an excellent contributory pension and life assurance scheme and concessions on holiday air fares. IAL are a fast expanding company covering the fields of communications, aviation services and engineering.

Please write stating brief details of age and career to date to:

**General Manager/Personnel
International Aeradio Limited,
Aeradio House, Hayes Road,
Southall, Middx.**

VALVES

VALVE cartons by return at keen prices; send 1/- for all samples and list.—J. & A. Boxmakers, 75a Godwin St., Bradford, 1. [10]

FOR HIRE

FOR HIRE—C.C.T.V. equipment including camera, monitor, video tape recorder and tape, from £25 per day.—Details from Zoom Television Ltd., Amersham, Bucks. Tel. Amersham 5001. [75]

BEECHAM RESEARCH LABORATORIES Brockham Park, Betchworth, Surrey.

require an ELECTRONICS ENGINEER

This is a responsible post and the engineer appointed will be required to work mainly on his own initiative in a small work-shop; to maintain equipment and construct electronic apparatus and controls to verbal instructions as required by the different laboratories. A working knowledge of transistor techniques is essential and previous experience in medical electronics would be an advantage.

Academic qualifications are of interest, but the primary requirement is for a man of good practical experience and ability.

Beecham Research Laboratories is part of the Beecham Group, and is situated in a pleasant area of Surrey within easy reach of London. The successful applicant will qualify for the Group's generous profit-sharing and non-contributory pension and life assurance schemes. There are excellent dining facilities and a flourishing sports and social club.

Applicants, stating briefly age, qualifications and experience, should apply to the Personnel Officer, Beecham Research Laboratories, Brockham Park, Betchworth, Surrey, or telephone BETCHWORTH 02.

The University of Aston in Birmingham

Department of Chemistry

ELECTRONICS TECHNICIAN

Applications are invited for the post of Electronics Technician to be responsible for the maintenance and repair of a wide range of electronic equipment and also for the construction of special instrumentation for research groups.

Applicants should have had suitable training, possess recognized qualifications and have several years experience of working in this field.

Salary on the Chief Technician Special Grade Scale £1,532 to £1,708 per annum.

Application forms from the Staff Officer, The University of Aston in Birmingham, Gosta Green, Birmingham 4, quoting reference 0/411/WW.

SEISMIC OBSERVERS

with analogue or digital field experience required for overseas service on land or sea, by

GEOPHYSICAL SERVICE INTERNATIONAL

who offer a good salary and foreign bonus, ample leave on full pay and foreign bonus, medical insurance scheme, life insurance, profit sharing and a pension plan. Those interested please write to:

The Personnel Manager

Geophysical Service International Ltd.

Canterbury House, Sydenham Rd.,
Croydon, Surrey

quoting ref. 12/68, or telephone
01-686 6511

Honeywell TEST ENGINEERS

The continued growth of our E.D.P. division at Newhouse has created a number of vacancies in the Quality Control Department for Test Engineers who will assist in the check-out of H.200 series peripheral equipment.

Engineers who hold one of the following qualifications, O.N.C., R.T.E.B., P.M.G., C. & G., or have had experience in radio or television servicing or radar/radio training in the services should apply stating brief details of age, experience and qualifications, to:

Employment Supervisor
HONEYWELL CONTROLS LIMITED
Newhouse Industrial Estate
Motherwell
Lanarkshire

**An Australian
Television Company
seeks**

TELEVISION TECHNICIANS

RIVERINA TELEVISION LIMITED operating Television Station, RVN Channel 2, Wagga Wagga, N.S.W., Australia, would be interested to hear from qualified television broadcasting technicians contemplating emigration to Australia.

Wagga Wagga is a leading city half way between Sydney and Melbourne with a moderate climate. It has a population of 27,000 people and serves a rich rural area of 140,000 people.

If you are experienced and qualified, write for information to RIVERINA TELEVISION LIMITED.

Applications in the first instance should be sent to:

ANDERSON JEFFRESS ADVERTISING
LTD. (Ref: RTV)
14, William IV Street,
LONDON, W.C.2.

Computer Engineering

NCR requires additional ELECTRONIC, ELECTRO-MECHANICAL ENGINEERS and TECHNICIANS to maintain medium to large scale digital computing systems in London and provincial towns.

Training courses will be arranged for successful applicants, 21 years of age and over, who have a good technical background to ONC/HNC level, City and Guilds or radio/radar experience in the Forces.

Starting salary will be in the range of £900/£1150 per annum, plus bonus. Shift allowances are payable, after training, where applicable. Opportunities also exist for Trainees, not less than 19 years of age, with a good standard of education, an aptitude towards and an interest in, mechanics, electronics and computers.

Excellent holiday, pension and sick pay arrangements. Please write for Application Form to Assistant Personnel Officer NCR, 1,000 North Circular Road, London, N.W.2, quoting publication and month of issue.

Plan your future with

NCR

ARTICLES WANTED

TOROIDAL WINDING MACHINE WANTED. Small size preferred. Particulars to: Hatfield Instruments Limited, Buntingford Way, Plymouth, Devon. Tel. Plymouth 72773. [2101]

WANTED, all types of communications receivers and test equipment.—Details to R. T. & I. Electronics, Ltd., Ashville Old Hall, Ashville Rd., London, E.11. Ley. 4986. [63]

WANTED Eddystone communication receivers.—H.P. Radio Services, Ltd., 51 County Rd., Liverpool, 4. Tel. Aintree 1445. [73]

WANTED, televisions, tape recorders, radiograms, new valves, transistors, etc.—Stan Willetts, 37 High St., West Bromwich, Staffs. Tel. Wes. 0186. [72]

VALVES WANTED

WE buy new valves, transistors and clean new components, large or small quantities, all details, quotation by return.—Walton's Wireless Stores, 55 Worcester St., Wolverhampton. [62]

SERVICE & REPAIRS

REPAIRS.—Our modern service department, equipped with the latest test equipment including a wow and flutter meter and multiplex stereo signal generator is able to repair Hi Fi and tape recording equipment to manufacturers' standard.—Telesonic Ltd., 92 Tottenham Court Rd., London, W.1 01-636 8177. [21]

SMALL COMPETITIVE COMPANY requires high-class sub-assembly Contracts. Vale Assemblies, Evendine, Colwall, Malvern, Worcs. [2104]

CAPACITY AVAILABLE

AIRTRONICS, Ltd., for coil winding, assembly and wiring of electronic equipment, transistorised sub-unit sheet metal work.—3a Waterand Rd., London, S.E.13. Tel. 01-852 1706. [61]

COILS, I.F. Transformers, all types of wave winding, Chokes and Pot Core assemblies. Small batch or large-scale production undertaken. Apply: Olson Electronics Ltd., Factory No. 8, 5-7 Long Street, London, E.2. Tel.: 01-739-2343. [2084]

BATH UNIVERSITY OF TECHNOLOGY

School of Chemistry and Chemical Engineering

An **ELECTRONICS TECHNICIAN** is required for assisting research work within the Chemical Engineering group. Duties would include maintenance of a PDP.8 Kent on-line computer and construction and design of electronic equipment associated with control leads and experimental rigs. Previous experience with computers is not a necessary qualification since the person appointed will be offered the opportunity of attending a short course on on-line computers.

The appointment will be at the Technician or Senior Technician level depending on qualifications and experience. The tenure of the appointment will be for three years but the successful applicant may be appointed subsequently to the permanent staff.

Salary in the range:

Technician £692-£1,007

Senior Technician £987-£1,225

Application forms from Registrar (S), The University, Claverton Down, Bath, quoting reference 68/62.

SHIFT INSTRUMENT FITTERS



required at
BRADWELL POWER STATION

Candidates should have had good training and experience in industrial instrumentation maintenance, preferably including advanced electronic equipment. Training will be given in the specialised equipment. Housing may be available to successful applicants.

Gross weekly rate **£24 lbs. 11d.** for a 40 hour 5-day week on shift working, plus service increments after 2 and 3 years' service.

Good conditions and holidays, with sick pay and optional superannuation schemes; canteen and Sports and Social Club facilities.

Applications, giving age, details of experience etc., should be sent to the Station Superintendent, Bradwell Power Station, Bradwell-on-Sea, Southminster, Essex, quoting Vacancy No. 5165/68 (W.W.).

Quartz Crystal Units



**ECONOMICAL!
ACCURATE!
RELIABLE!**



Write for illustrated Brochure & Price List

THE QUARTZ CRYSTAL CO. LTD.
Q.C.C. Works, Wellington Crescent,
New Malden, Surrey (01-942 0334 & 2988)

ELECTRONIC ENGINEERS

Service Engineers required for Offices, throughout the United Kingdom, of well-known Company manufacturing Electronic Desk Calculating Machines. Applicants should possess a sound knowledge of basic electronics with experience in electronics, Radar, Radio and TV or similar field. Position is permanent and pensionable. Comprehensive training, on full pay, will be given to successful applicants. Please send full details of experience to

the Service Manager, Sumlock Comptometer Ltd.,
102/108 Clerkenwell Road, London, E.C.1.

THE CIVIL SERVICE

ENGINEERS Ministry of Defence (Army)

Defence Communications Network

Engineer (Basic Grade) at H.Q. Defence Communications Network (Army Element), London, S.W.1: to assist in the planning, design and installation of radio relay and tropospheric scatter systems, and the preparation of specifications for new equipment. Previous experience in this type of work is desirable, and applicants must be prepared to undertake visits to overseas stations at short notice.

Qualifications: Applicants should have served a recognised engineering apprenticeship and be corporate members of the Institution of Mechanical, Production, Electrical or Electronic and Radio Engineers.

Salary: £1,304 (at 25)—£1,756 (at 34 or over)—£1,989.
Prospect of permanent pensionable appointment.

Application Forms from Ministry of Defence, CE 2g (ii) (AD), Room 339, Northumberland House, Northumberland Avenue, London, W.C.2. Please quote V.1230.

7/0076 R.F. Cable Black Sheathed Bicc ref. T3171 and equivalent. 100 yard coils @ 30/- each including postage and packing. Price for larger quantities on application.

TRANSFORMER LAMINATIONS enormous range in Radiometal, Mumetal and H.C.R., also "C" & "E" cores. Case and Frame assemblies.

UNISTORS large quantities available £12 per 1,000 types Q3/2, Q3/5 and Q8/5. Full details and samples on request.

J. Black

44, GREEN LANE, HENDON, N.W.4. Tel: 01-203 1855
01-203 3033

WE PURCHASE

PLUGS AND SOCKETS, MOTORS, TRANSISTORS, VALVES AND KLYSTRONS, RESISTORS, CAPACITORS, POTENTIOMETERS, TEST EQUIPMENT, RELAYS TRANSFORMERS, METERS, CABLES, ETC.

PROMPT PAYMENT & COLLECTION
TURN YOUR CAPITAL INTO CASH

ELECTRONIC BROKERS LIMITED

8, BROADFIELDS AVENUE, EDGWARE,
MIDDLESEX.

TEL. 01-958 9842

ELECTRO ACOUSTIC ENGINEER

Experience in gramophone cartridge design or allied Electronic Acoustic products would be a distinct advantage. Qualifications required: Degree in Electro Acoustic Engineering or similar. This position would suit Engineer already controlling design team or ambitious junior engineer.

LOCATION: SOUTH COAST

Modern factory. Excellent amenities. Pension scheme. Salary open to negotiation.

Box No. 5049, c/o Paper

COMMUNICATIONS RECEIVER

TYPE T.R.G.D.X./20.C.

Brand new fully transistorised and fully portable Communications Receiver. Specifications: 4 complete ranges 550 K/cs. to 30 M/cs, covering all amateur bands, shipping and trawler bands, and broadcast band. A highly efficient double tuned superhet, comprising R/F aerial tuning section, A.V.C. and built in B.F.O. for C.W. or SSB reception. Ideal for fixed or mobile reception. With speaker and headphone output. Hammer finished robust steel case of pleasing modern design. Size approx. 9 x 7 x 6 in. British manufacture. Due to bulk purchasing we can offer these excellent receivers at less than half their normal worth. Complete with handbook £16.10.0, carriage and insurance 15/-. Headphones if required 17/6 extra 2/6 p.p.

GLOBE SCIENTIFIC LTD
DEPT. W.W., 24 CAWOODS YARD,
MILL STREET, LEEDS, 9.

WW-170 FOR FURTHER DETAILS

MACHINE ENGRAVING of control panels, etc., in Formica Industrial Engraving Material (Traffolyte). Dolphin Products, 625 Blandford Road, Poole, Dorset. [286]

METALWORK, all types cabinets, chassis, racks, etc., to your own specification, capacity available for small milling and capstan work up to 1in bar.—PHILPOIT'S METALWORKS, Ltd., Chapman St., Loughborough. [17]

TECHNICAL TRAINING

BECOME "Technically Qualified" in your spare time, guaranteed diploma and exam. home-study courses in radio, TV, servicing and maintenance. R.T.E.B., City & Guilds, etc., highly informative 120-page Guide—free.—Chambers College (Dept. 837K), 148 Holborn, London, E.C.1. [16]

CITY & GUILDS (Electrical, etc.), on "Satisfaction or Refund of Fee" terms. Thousands of passes. For details of modern courses in all branches of electrical engineering, electronics, radio, T.V., automation, etc.; send for 132-page handbook—free.—B.I.E.T. (Dept. 152K), Aldermaston Court, Aldermaston, Berks. [13]

P.M.G. Certificates, and City & Guilds Examinations. Also many non-examination courses in Radio, TV and Electronics. Study at home with world famous ICS. Write for free prospectus to ICS, Dept. 443, Intertext House, London, S.W.11. [25]

RADIO officers see the world. Sea-going and shore appointments. Trainee vacancies during 1969. Grants available. Day and boarding students. Stamp for prospectus. Wireless College, Colwyn Bay. [12]

STUDY radio, television and electronics with the world's largest home study organisation, City & Guilds, R.T.E.B., etc. Also practical courses with equipment. No books to buy. Write for free prospectus to ICS (Dept. 442), Intertext House, London, S.W.11. [24]

TV and radio A.M.I.E.R.E., City & Guilds, R.T.E.B.; certs., etc., on satisfaction or refund of fee terms; thousands of passes; for full details of exams and home training courses (including practical equipment) in all branches of radio, TV, electronics, etc., write for 132-page handbook—free; please state subject.—British Institute of Engineering Technology (Dept. 150K), Aldermaston Court, Aldermaston, Berks. [15]

WE ARE BREAKING UP COMPUTERS

COMPUTER PANELS (as shown) 2in. x 4in. 8 for 10/-. Post free with min. 30 transistors. 100 for 65/- + P. & P. 6/6; 1,000 for £30 + carr.

EXTRACTOR/BLOWER FANS (TAPST) 100 C.F.M. 4 1/2 x 4 1/2 x 2in. 2800 R.P.M. 200/250 volt A.C. 35/- each. P. & P. 5/-.

POWER TRANSISTORS sim. to 2N174 ex. eqpt. 4 for 10/- P. & P. 1/6.

OVERLOAD CUT OUTS. Panel mounting in the following values 5/- each: 1, 1 1/2, 2, 3, 4, 5, 7, 8 amp. TRANSISTOR COOLERS TOS. 7/6 doz. TOS 18/- doz. P. & P. 9d.

MINIATURE GLASS NEONS. 12/6 doz. NEW MIXED DISC CERAMICS. 150 for 10/- P. & P. 1/-.

LONG ARM TOGGLE SWITCHES, ex. eqpt. SPST 13/6 doz. DPST 17/- doz. DPDT 22/6 doz. P. & P. All Types 2/- doz.

LARGE CAPACITY ELECTROLYTICS 4in., 2in. diam. Screw terminals. All at 6/- each + 1/6 each P. & P.
5,000mF 55 d.c. wkg.
1,500mF 150 d.c. wkg.
4,000mF 72V d.c. wkg.
6,300mF 72V d.c. wkg.
16,000mF 25V d.c. wkg. Send 1/- stamps
25,000mF 12V d.c. wkg. for list

KEYTRONICS, 52 Earls Court Road,
London, W.8. Mail order only.

WW-171 FOR FURTHER DETAILS

LONDON CENTRAL RADIO STORES

MODERN DESK PHONES, red, green, blue or topaz, 2 tone grey or black, with internal bell and handset with 0.1 dia. £4/10/- P.P. 7/6.

10-WAY PRESS-BUTTON INTER-COM TELEPHONES in Bakelite case with junction box handset. Thoroughly overhauled. Guaranteed. £6/10/- per unit.

20-WAY PRESS-BUTTON INTER-COM TELEPHONES in Bakelite case with junction box. Thoroughly overhauled. Guaranteed. £7/15/- per unit.

TELEPHONE COILED HAND SET LEADS, 3 core, 5/6. P.P. 1/-.
ELECTRICITY SLOT METER (1/- in slot) for A.C. mains. Fixed tariff to your requirements. Suitable for hotels, etc. 200/250 v. 10 A. 80/-, 15 A. 90/-, 20 A. 100/- P.P. 7/6. Other amperages available. Reconditioned as new, 2 years' guarantee.

QUARTERLY ELECTRIC CHECK METERS. Reconditioned as new. 200/250 v. 10 A. 42/6; 15 A. 52/6; 20 A. 57/6. Other amperages available. 2 years' guarantee. P.P. 4/-.
8-BANK UNISELECTOR SWITCHES. 25 contacts, alternate wiping £2/15/-; 8 bank half wipe £2/15/-; 6 bank half wipe, 25 contacts 47/6. P.P. 3/6.

WIRELESS SET No. 38 A.F.V. Freq. range 7.3 to 9.0 Mc/s. Working range 1 to 2 miles. Size 10 1/2 x 4 x 6 1/2 in. Weight 6 lb. Includes power supply 8 lb.—and spare valves and vibrator also tank aerial with base. £7 per pair or £3 10 0 single. P.P. 25/-.

FINAL END SELECTORS. Relays, various callers, also 19 Receivers in stock. All for callers only.

23 LISLE ST. (GER 2969) LONDON W.C.2

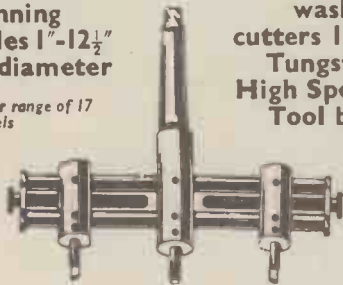
Closed Thursday 1 p.m. Open all day Saturday

ADJUSTABLE HOLE & WASHER CUTTERS

The right
tool for tre-
panning
holes 1"-12 1/2"
in diameter

Adjustable
hole and
washer
cutters 18%
Tungsten
High Speed
Tool bits

In our range of 17
Models



Write for illustrated brochure of our full range with straight or Morse taper 1-4 or Bitstock shank.

All models available from stock

AKURATE ENGINEERING CO. LTD.
Cross Lane, Hornsey, London, N.8
TEL. 01-348 2670

WW-172 FOR FURTHER DETAILS

TRANSISTOR SUBSTITUTION HANDBOOK

AMERICAN, JAPANESE, BRITISH, ETC.
NEW 8th EDITION. 16/- P. & P. 1/3
Radio Communications Handbook,
by R.S.G.B. 63/- P. & P. 4/6.

Colour T.V. PAL System, by Patchett,
40/- P. & P. 1/3.

Silicon Controlled Rectifiers, by
Lytel, 21/- P. & P. 1/3.

Practical Oscilloscope Handbook,
by Turner, 25/- P. & P. 1/3.

F.E.T. Circuits, by Turner, 25/-
P. & P. 1/3.

PAL Colour T.V., by Mullard, 12/6.
P. & P. 1/3.

Electronics Musical Instrument
Manual new 5th edn., by Douglas, 55/-
P. & P. 2/-.

Amateur Radio Techniques, by
R.S.G.B., 12/6 P. & P. 1/3.

F.M. Multiplexing for Stereo, by
Feldman, 30/- P. & P. 1/3.

UNIVERSAL BOOK CO.
12 LITTLE NEWPORT ST., LONDON, W.C.2
PHONE 01-437 4560

WW-173 FOR FURTHER DETAILS

BICC

Site Engineers

TELEPHONE CABLE CONTRACTS

Graduate Telecommunications or Light Current Engineers

are required by Telephone Cables Division for Site Engineer posts in the Contracts Department.

The current programme of expansion of Trunk Audio and Coaxial cable systems offers opportunities for qualified engineers to join the field staff and supervise the installation of new cable networks which present an increasing technical challenge.

Contracts operate in various parts of the British Isles and Site Engineers must be prepared to move from one contract to another. They need to be technically competent, possess initiative and resourcefulness, and have managerial ability.

Successful applicants under the age of 30 will be given up to a year of training on site before undertaking Site Engineer responsibilities.

Attractive salaries and generous living-away allowances are offered, and a car or car allowance will be provided.

Engagement will initially be for home contracts, but there will be opportunities to serve overseas.

The type of person we are seeking can be assured of promising long term prospects for career development both within the Division and the BICC Group as a whole.

Please write, giving brief details of qualifications, experience and present salary, to:—

C. F. Turner (Ref. SA/31/86), Telephone Cables Division,
British Insulated Callender's Cables Ltd., PRESCOT, Lancs.



RADIO & TELEVISION SERVICING RADAR THEORY & MAINTENANCE

Vacancies regularly exist in industry for men with good knowledge of Radio, TV and Radar. Our one-year day courses provide effective training. Shorter day courses available for men with experience.

Write for details to: The Secretary, London Electronics College, 20 Penywern Road, Earls Court, London, S.W.5. Tel.: 01-373 8721.

ELECTRONICS INSTRUCTOR

Due to our expanding interests in electronic calculating machines and small computers, we have a vacancy for an additional instructor to join our team based in Central London. After a comprehensive training period, he will assist in the progressive training of service engineers, both from the U.K. and overseas, on the digital techniques used in our equipment. He must also be prepared to carry out training courses abroad at a later date.

The successful applicant will not necessarily have had experience with electronic calculating machines, but he will have a sound knowledge of basic electronic principles and practical experience in electronics, radio, television, radar, or similar fields.

Previous experience as an instructor is not considered to be absolutely essential, but might well be an advantage. We are most anxious to find someone who has the ability and a real desire to teach fellow technicians.

Anyone interested in this vacancy is invited to send full details of his qualifications and relevant experience to Mr. D. D. Davies, Sumlock Comptometer Ltd., The Island, Uxbridge, Middlesex.



We have Vacancies for Four Experienced Test Engineers in our Production Test Department. Applicants are preferred who have Experience of Fault Finding and Testing of Mobile VHF and UHF Mobil Equipment. Excellent Opportunities for promotion due to Expansion Programme.

Please apply to Personnel Manager,
Pye Telecommunications Ltd.,
Cambridge Works, Haig Road, Cambridge.
Tel. Cambridge 51351. Extn. 327.

FIELD SERVICE ENGINEER

required to service transistorised Digital Voltmeters and ancillary equipment. Suitable experience and ability to rapidly diagnose and rectify fault conditions in digital and analogue systems essential; applicants without such experience will not be considered. Qualifications to H.N.C. standard and above would be useful.

Full staff status including contributory pension scheme and attractive salary would be offered to successful applicant.

Reply to **Head of Test Section,**
FENLOW ELECTRONICS LTD.,
Whittet's Eyot, Jessamy Road, Weybridge, Surrey.
WEYBRIDGE 48177

ENERGY CONVERSION LIMITED

require

EXPERIMENTAL OFFICERS — ELECTRONIC

for prototype development work on fuel cell control systems. Applicants should be of H.N.C. standard, preferably with experience in the detailed design and specification of thyristor inverters and associated circuitry. Opportunities exist for developing own ideas for novel power control and instrumentation systems.

Please apply in writing to:—

Personnel Section, Energy Conversion Limited, Priestley Road, Basingstoke, Hampshire.

TUITION

ENGINEERS.—A Technical Certificate or qualification will bring you security and much better pay. Elem. and adv. private postal courses for C.Eng., A.M.I.E.R.E., A.M.S.E. (Mech. & Elec.), City & Guilds, A.M.I.M.I., A.I.O.B., and G.C.E. Exams. Diploma courses in all branches of Engineering—Mech., Elec., Auto, Electronics, Radio, Computers, Draughts, Building, etc.—For full details write for FREE 132-page guide: British Institute of Engineering Technology (Dept. 151K), Aldermaston Court, Aldermaston, Berks. [14]

KINGSTON-UPON-HULL Education Committee.
College of Technology. Principal: E. Jones, M.Sc., F.R.I.C.

FULL-TIME courses for P.M.G. certificates and the Radar Maintenance certificate.—Information from College of Technology, Queen's Gardens, Kingston upon Hull. [18]

BOOKS, INSTRUCTIONS, ETC.

MANUALS, circuits of all British ex-W.D. 1939-45 wireless equipment and instruments from original R.E.M.E. instructions; s.a.e. for list, over 70 types.—W. H. Bailey, 167a, Moffat Road, Thornton Heath, Surrey. CR4-8PZ. [66]

SWANCO PRODUCTS LTD.

G3NAP AMATEUR RADIO SPECIALISTS G3PQQ

NEW EQUIPMENT

	£	s.	d.
Sommerkamp F-Series Equipment:			
FR-DX-530 double conversion superheterodyne with crystal controlled first mixer, 160-10 metres	130	0	0
FL-DX-500 SSB/AM/CW transmitter, 240-watts PEP, complete with built-in power supply and antenna relay	145	0	0
FL-DX-2300 linear amplifier, 960 watts PEP	110	0	0
Sommerkamp FT-DX-503 transceiver, 80-10 metres	250	0	0

Swan Line Equipment:			
Swan 500 SSB Transceiver, 80-10 metres	250	0	0
Swan 350 SSB Transceiver, 80-10 metres	218	0	0
Swan 230-KC Power supply (to suit 500 or 350)	49	0	0
Swan 410 VFO and adapter	61	15	0

Hallcrafters Equipment:			
SX-130 Communications receiver	86	15	0
SX-122 Communications receiver	148	5	0
SX-146 SSB Receiver, 80-10 metres	137	5	0
HT-46 SSB Transmitter, 80-10 metres	182	5	0
HA-1 Electronic Keyer	42	15	0

Eddystone Radio Ltd.:			
Eddystone EA12 Amateur Bands Receiver, 160-10 metres	135	0	0
Eddystone 940 Communications receiver	133	0	0
Eddystone 840 Communications receiver	86	0	0
Eddystone EC10 receiver	53	0	0
Eddystone EB35 receiver	80	6	3
Eddystone EB36 receiver	54	5	7

Trio Communications Receivers:			
Trio JR-80 14 tubes amateur communications receiver, 540 kc/s-30 Mc/s, plus 142-148 Mc/s	61	19	0
Trio BR58 tube communications receiver	34	13	0
Trio BR58DE 8 tube communications receiver	36	15	0
Trio JR500SE Amateur bands receiver 80-10 m.	61	19	0

Lafayette Communications Receivers:			
HA-500 Amateur bands receiver, 80-6 metres (detector)	44	2	0
HA-700 Communications receiver (with product detector)	37	16	0
HA-350 Amateur bands receiver, 80-10 metres	67	10	0

K.W. Electronics Ltd.:			
K.W.201 Amateur Bands Receiver, 160 m.-10 m.	105	0	0
K.W. Vespa Mk. II transmitter (with PSU)	128	0	0
K.W. 2000A SSB Transceiver, 160 m.-10 m. (with PSU)	220	0	0

Mosley Electronics (Beams):			
TA-33Jr. Triband three-element beam	27	5	0
TA-32Jr. Triband two-element beam	19	5	0
TA-31Jr. Triband dipole	11	11	0
V-Jr. Triband vertical	8	5	0
TD-3Jr. Wire Trap Dipole	6	15	0
Channelmaster rotators	13	13	0
Channelmaster rotators (automatic)	18	18	0

Park-Air Electronics Ltd.:			
2-Metre Transmitter (complete with mic., etc.)	80	0	0
Jet Set Aircraft receiver	12	0	0
Sky Bandit Aircraft receiver	23	10	0
Kurer Aircraft, short, medium, and long wave receiver	41	8	6

Swanco/CSE Equipment:			
Swanco/CSE 2A10 solid state transmitter	43	7	0
Swanco/CSE 2AE solid state receiver	44	0	0
Swanco/CSE Type II A.T.M.A. mobile/fixed/portable antenna	9	15	0
Swanco/CSE safety mobile microphone Type MM2	2	17	11
Halsion Mobile antenna, new all weather all bands system	6	17	6
Extra coils (when more than one band is required)	3	17	6
Swanco Quad Spiders (per pair)	6	10	0

Echellord Communications Equipment:			
Echellord B1/4 transmitter for 4 metres	30	0	0
Echellord M1/4 transmitter (mains or mobile)	40	0	0
Echellord C1/4 4-metre converter	10	10	0

Full range of Drake Equipment available to order.
Full range of Heathkit Equipment available to order.

Codar Radio Company		£	s.	d.	£	s.	d.
CR.70A receiver	19	10	0	CR.45RB	11	7	0
PR30	5	10	0	AT5 transmitter	16	10	0
PR30X	7	4	0	250 volt PSU	8	0	0
R.Q.10	6	15	0	12/MS PSU	11	5	0
R.Q.10X	8	8	0	12/R control.	2	7	6
CC.40	8	10	0	T28 receiver	15	10	0
CR.45K	9	10	0	Mint-Clipper	1	19	6

Partridge Electronics:		£	s.	d.	Shure Microphones:		£	s.	d.
Joystick atd.	4	15	0	Shure 201	4	10	0		
Joystick de luxe	5	19	6	Shure 202	5	0	0		
Type 3 tuner	2	15	0	Shure 444	10	12	6		
Type 3A tuner	3	12	6	Shure 401A	5	10	0		
Type 4 tuner	4	4	0	Shure 275SK	4	2	6		
Type 4HF tuner	6	6	0						

SECOND-HAND EQUIPMENT

Many items in stock including: LG300, K.W. "Viceroy's," K.W. "Vanguard" Gelsco 212TR, LG60, Tiger TR100, Viking "Valiant", DX-100, SB10, K.W. "Valiant", K.W. 76, K.W.77, RA-1, Mohican, B-44MKII's, EC10's, 840A, 840C's, etc. Your enquiries please.

Full Service Facilities—receivers re-aligned, transmitters serviced, etc.

Illustrated Catalogue 7/8 post paid.

SWANCO PRODUCTS LTD.

Dept. W 247 Humber Avenue

COVENTRY

Telephone:
Coventry 22714 Hours: Mon.-Sat. 9a.m.-6p.m.

SELL YOUR ELECTRONIC EQUIPMENT AND COMPONENTS FOR CASH

THE LARGEST AND BEST BUYERS IN THE COUNTRY
UNITED ELECTRONICS LTD

- * Best Prices
- * Prompt Settlement
- * Immediate Spot Offers
- * Fast Collection

We buy
PLUGS AND SOCKETS-MOTORS-TRANSISTORS-VALVES-RESISTORS-CAPACITORS
POTENTIOMETERS - METERS - RELAYS - TRANSFORMERS - TEST EQUIPMENT - ETC.

Any quantities considered. Send lists of goods available.
DON'T DELAY—contact Mr. Astor or Mr. Kahn—

UNITED ELECTRONICS LTD

12-14 WHITFIELD ST., LONDON, W.1. Tel: 01-580 4532, 01-580 1116, 01-636 5151. Telex: 27931

DIOTRAN

SALES
P.O. BOX 5
WARE, HERTS
TEL. WARE 3442

Nowhere in the world can you buy semiconductor cheaper than from us. We are the largest purchasers of manufacturers' surplus stocks, and can fulfil any requirements at competitive prices. S.A.E. for full lists.

We will also buy your surplus stock—Send us your lists.

1/- TESTED TRANSISTORS 1/-
each **ONE PRICE ONLY PNP, NPN, SILICON PLANAR 1/- EACH**

BC108	2N696	2N1132	2N2220	2S733
BC109	2N697	2N1613	2N3707	2N3391
BFY50	2N706	2N1711	2N3711	T1544
BFY51	2N708	2N2904	2S102	2N2906
BFX84	2N929	2N2905	2S103	2N2907
BFX86	2N930	2N2924	2S104	2N2696
BFX88	2N1131	2N2926	2S732	2N3702
From Manufacturers' Over-runs—				2N3703
Unmarked				

GERM. PNP AND NPN TRANSISTORS TESTED, UNMARKED 1/6 EACH

AC125	ACY22	ACY36	NKT677	OC81
AC126	ACY27	NKT141	NKT713	OC82
AC127	ACY28	NKT142	NKT773	2G301
AC128	ACY29	NKT212	OC44	2G302
AC130	ACY30	NKT213	OC45	2G303
AC131	ACY31	NKT214	OC71	2G308
ACY20	ACY34	NKT215	OC72	2G371
ACY21	ACY35	NKT271	OC75	2G374

POWER TRANSISTORS

OC25	OC35	NKT403	ASZ17	
OC26	AD130	NKT404	T13027	5/-
OC28	AD140	NKT405	T13028	each
OC29	AD149	NKT452	T13029	

Manufacturers' Surplus Germ. A.F.

PRINTED CIRCUIT BOARDS with usable length leads on both Transistors and diodes. All Mullard devices with the exception of the 2G371 which are Texas.

EACH PANEL CONSISTS OF THE FOLLOWING:—

"A"	8 x OC43, 24 x OA81	12/- per Panel
"B"	64 x OA81	20/- per Panel
"C"	8 x 2G371	5/- per Panel
"D"	16 x OC84	15/- per Panel
"E"	8 x GET875, 24 x OA81	11/- per Panel
"F"	8 x GET114, 20 x OA81	10/- per Panel
"G"	8 x 2G371, 12 x OA81	7/6 per Panel
"H"	8 x GET114, 12 x OA81	8/6 per Panel
"J"	8 x OC84	9/- per Panel
"K"	4 x OC28, 4 x FST1/0	15/- per Panel
"L"	4 x OC35, 4 x FST1/0	15/- per Panel
"M"	32 x OA81	12/- per Panel
"N"	4 x GET875, 2 x OA81	3/- per Panel

TRANSISTOR EQVT. BOOK
2,500 cross references of transistors—British, European, American and Japanese. A must for every transistor user. Exclusively distributed by DIOTRAN SALES. 15/- EACH.

Post and Packing costs are continually rising. Please add 1/- towards same. **CASH WITH ORDER PLEASE.** QUANTITY QUOTATIONS FOR ANY DEVICE LISTED BY RETURN.

THYRISTORS (S.C.R.'s) TESTED, BRAND NEW AND CODED: TO-5 CASE

Type No.	PIV Amp	Each
2N1595	50 1	7/6
2N1596	100 1	8/-
2N1597	200 1	10/6
2N1598	300 1	14/-
2N1599	400 1	15/-
BTX30-500	500 1	22/6
BTX30-600	600 1	25/-

TO-46 CASE (STUD)

Type No.	PIV Amp	Each
2N1771	50 4.7	9/6
2N1772	100 4.7	9/-
2N1774	200 4.7	12/6
2N1776	300 4.7	16/6
2N1777	400 4.7	19/-
2N1778	500 4.7	25/6
2N2619	600 4.7	30/-
BTY79-150	150 4.7	12/-
BTY79-250	250 4.7	14/-
BTY79-400	400 4.7	20/-

TO-48 CASE (STUD)

Type No.	PIV Amp	Each
2N682	50 16	12/-
2N683	100 16	15/-
2N685	200 16	19/6
2N687	300 16	25/6
2N688	400 16	32/6
2N689	500 16	47/6
2N690	600 16	50/-
2N691	700 16	56/-
2N692	800 16	62/-

Sub-Min. Plastic 1 Amp Sil. Rect.

Type No.	PIV	Each
IN4001	50	1/3
IN4002	100	1/6
IN4003	200	2/-
IN4004	400	2/9
IN4005	600	3/3
IN4006	800	3/9
IN4007	1,000	4/9

BRAND NEW FULLY TESTED EPOXY CASE UNIJUNCTION TRANSISTORS. Type T1543 and BEN 3000 and replacement for 2N2646. Full data available. **LOWEST PRICE AVAILABLE ANYWHERE.** 100 off 4/- each = £20; 500 off 3/6 each = £87.10; 1,000 off 3/- each = £150. Sample devices 7/- each on request.

SILICON PLANAR PLASTIC TRANSISTORS. 2N3708A VcB30 Hfe 20-60. All marked, fully tested and guaranteed. 1 off 1/6 each; 100 off 10d. each; 500 off 9d. each; 1,000 off 7½d. each.

TO-18 METAL CAN SILICON PLANAR TRANSISTORS. VERY HIGH QUALITY 99% good; Type 2N706 BSY27 £7.10 per 500 pieces; £12.10 per 1,000 pieces.

HIGH QUALITY SILICON PLANAR DIODES. SUB-MINIATURE DO-7 Glass Type, suitable replacements for OA200, OA202, BAY38, 15130, 15940, 200,000 to clear at £4 per 1,000 pieces. **GUARANTEED 80% GOOD.**

MIXED SILICON PLANAR TRANSISTORS NPN TO-18 CASE. Transistors to fill a number of requirements like 2N706, 2N708, BSY27, BSY95A, etc. 500 off, £5; 1,000 off £8.10.

FULLY TESTED DEVICES AND QUALITY GUARANTEED—SURPLUS TO REQUIREMENTS

OA202 Silicon Diode. CODED BRAND NEW. 150 PIV 250mA Qty. Price £30 per 1,000 pieces.
ORP12 Cadmium Sulphide Cell.
1-24 9/- each; 25-99 7/- each; 100-999 6/- each; 1,000 up 5/6 each. Made in Holland.
BY100 SIL. RECT'S 800 PIV 550 mA.
1-49 2/6 each; 50-99 2/3 each; 100-999 2/- each; 1,000 up 1/10 each. Fully Coded. 1st Qty.

Vast mixed lot of subminiature glass diodes. Comprising of Silicon, Germ. Point Contact and Gold Bonded types plus some Zeners. 500,000 available at Lowest of Low Price.
1,000 pieces £3.0.0. 5,000 pieces £13.10.0. 10,000 pieces £23.

OVERSEAS QUOTATIONS BY RETURN SHIPMENTS TO ANYWHERE IN THE WORLD AT COST

WW—174 FOR FURTHER DETAILS

EXCLUSIVE OFFERS

LATEST TYPE, HIGHEST QUALITY 78 INCHES HIGH x 30 INCH DEEP TOTALLY ENCLOSED 19 INCH RACK MOUNTING

DOUBLE SIDED CABINETS
having the following unique features



★Double sided — the cabinets will take rack panels both sides, that is back and front and they are drilled and tapped all the way down every 1in. for this purpose.

★Fitted "Instant" (World Patents) fully adjustable rack panel mounts both vertically and horizontally — these allow the rack panels to be recessed if desired — for instance, if the panels are fitted with projecting components and it is desired to enclose them by doors.

- ★All edges and corners rounded.
- ★All interior fittings, tropicalised and rust proofed and passivated.
- ★Built-in Cable Ducts—removable.
- ★Built-in Blower Ducts—removable.
- ★Ventilated and insect proofed tops.
- ★Detachable side panels.
- ★Full length instantly detachable doors fitted espagoulette bolts available if ordered with cabinets.
- ★Made in California, U.S.A., cost the American Government £107 before devaluation.

Finished in grey primer and in new condition.

OUR PRICE £26 10 0
(Carriage extra).

(Full length doors £5 each extra).

You do not require doors if you are going to mount panels front and back and do not wish to enclose them.

40-page list of over 1,000 different items in stock available—keep one by you.

Computer Tape Recorder Reproducers of highest quality in 6 ft. Cabinets—full details and price on request.

★Computer 8 track Tape Readers	£85 0
★Teletype 5 track Tape Readers	£29 10
★Varides BKVA	£29 10
★Stelma TDA-2 T.D.M. Sets	£55 0
★Melpar 10 way Aerial Multi-couplers	£9 0
★5 ft. 6 in. totally enclosed 19 in. Cabinets	£18 0
★75-toot High Lattice Wind-up Masts	£285 0
★Mars Airpori Recorders	£175 0
★7 Track Teletypewriters	} 245
★7 Track Tape Readers	
★7 Track Tape Punches	
★Philco CLR Microwave Multiplex Radiophone	£250 0
★Rectifiers, 3-phase input 28 v. 200 A. out	£35 0
★Stelma Teleprinter Monitors	£3 0
★Stelma Logic Units, octal base	£1 10
★Uniselectors 10 bank 25 way ex new	£1 15
★Precision Mains Filter Units	15
★Avo Geiger Counters	£7 10
★Illuminated 4 section Switches	£1 0
★Teletype Model 28 Power Supply Units	£5 10
★Teletype Model 28 Function Boxes	£5 0
★R.C.A. 420 mc/s 5 el. Yagl Beams	£2 10
★Metro-Vickers Vacuum Pumps 230 v. A.C.	£22 10
★Beckman Helipot 30K and 50K	£1 10
★R.C.A. 25 watt Projector Speakers, range 1 mile	£14 10
★Marconi H.R.22 SSB Receivers 2/32 mc/s	£80 0
★Marconi H.R.22 SSB Receivers	£75 0
★ANUPM-17 Spectrum Analysers 10/16,000 mc/s	P.U.R.
★ANURM 33, 34, 35 and 36 Signal Generators 1,000/10,000 mc/s	P.U.R.
★Narda 500 w. Ultrasonic Cleaners	£85 0
★Monitor Type 56 and Power Units	£7 10

Carriage extra at cost on all above.

We have a large quantity of "bits and pieces" we cannot list—please send us your requirements we can probably help—all enquiries answered.

P. HARRIS
ORGANFORD — DORSET
WESTBOURNE 65051

WW—175 FOR FURTHER DETAILS

FOREMAN/CHARGEHAND

Required by the Tape Manufacturing Company to supervise the manufacturing of professional magnetic tape, for computer, video and audio appliances. Duties include slitting, winding, testing and recording test data. Formal qualifications are not essential if the candidate has practical electronic knowledge. Supervisory experience in the electrical/electronic industry is desirable. Preferred age range 25-45. Staff position, 40 hour week.

EMICAREERS

Please apply to



M.S. COX · GROUP PERSONNEL DEPT · E.M.I. LIMITED · BLYTH ROAD · HAYES · MIDDLESEX
TEL: 573 3888 · EXT. 2887

GOOD NEWS! NEW MPX9 POWER SUPPLY

One of the world's smallest power supply MPX9. Well engineered with best components. Specifications: 240v. A.C.—9v. D.C. 50 ma. Size 2 1/8" x 2 7/8". Weight: 3oz. Price 69/-
Makrao Electronics (Cambridge) Ltd.
270 Mill Road, Cambridge CB1 3NF

ENTHUSIASTS. Have you considered a career in Technical Authorship? If you have sound experience in electronics or communications and ability to write clear concise English we would train applicants as Technical Authors. The commencing salaries range from £1,450 to £1,800 depending on experience, with the prospects of high future rewards and earnings. Box No. 5046.

HARVERSON'S SUPER MONO AMPLIFIER.

A super quality gram amplifier using a double wound mains transformer, E280 rectifier and ECL82 triode pentode valve as audio amplifier and power output stage. Impedance 3 ohms. Output approx. 3.5 watts. Volume and tone controls. Chassis size only 7in. wide x 3in. deep x 6in. height overall. A.C. mains 200/240v. Supplied absolutely Brand New, completely wired and tested with valves and good quality output transformer. **LIMITED NUMBER ONLY. OUR ROCK BOTTOM BARGAIN PRICE 49/6 P. & P. 6/-.**

TRANSISTOR STEREO 8 + 8 Mk. II

Now using Silicon Transistors in first five stages on each channel resulting in even lower noise level with improved sensitivity. A really first-class Hi-Fi Stereo Amplifier Kit. Uses 14 transistors giving 8 watts push pull output per channel (16W. mono). Integrated pre-amp. with Bass, Treble and Volume controls.* Suitable for use with Ceramic or Crystal cartridges. Output stage for any speakers from 3 to 15 ohms. Compact design, all parts supplied including drilled metal work. Cir-Kit board, attractive front panel knobs, wire, solder, nuts, bolts—no extras to buy. Simple step by step instructions enable any constructor to build an amplifier to be proud of. Brief Specification: Freq. response $\pm 3dB$, 20-20,000 c/s. Bass boost approx. to +12dB. Treble cut approx. to -16dB. Negative feedback 18dB. over main amp. Power requirements 25V. at .6 amp.

PRICES: Amplifier Kit £10/10/0; Power Pack Kit £3/0/0; Cabinet £3/0/0. ALL POST FREE. Circuit diagram, construction details and parts list (free with kit) 1/6 (8.A.E.).



HUGE PURCHASE! E.M.I. 4-SPEED PLAYER.

Heavy 8 1/2 in. metal turntable. Low flutter performance 200/250 v. shaded motor (90 v. tap). Complete with latest type lightweight pick-up arm and mono cartridge with 1/2 stylus for LP/78. **LIMITED NUMBER ONLY 63/- P. & P 6/6**

QUALITY RECORD PLAYER AMPLIFIER MK. II

A top-quality record player amplifier employing heavy duty double wound mains transformer. ECC83, EL84, E280 valves. Separate bass, treble and volume controls. Complete with output transformer matched for 3 ohm speaker. Size 7in. w. x 3in. d. x 6in. h. Ready built and tested. **PRICE 75/- P. & P. 6/-.** ALSO AVAILABLE mounted on board with output transformer and speaker ready to fit into cabinet below. **PRICE 97/6 P. & P. 7/6.**

DE LUXE QUALITY PORTABLE RECORD PLAYER CABINET Uncut motor board size 14 1/2 x 12in., clearance 2in. below, 5 1/2 in. above. Will take amplifier above and any B.S.R. or GARRARD Autochanger or single Player Unit (except AT60 or SP20). Size 15 x 15 x 6in. **PRICE £3/9/6. Carr. 9/6.**

HIGH GRADE COPPER LAMINATE BOARDS 8" x 6" x 1/8" Five for 10/- P. & P. 2/-

HARVERSON SURPLUS CO. LTD.

170 HIGH ST., MERTON, LONDON, S.W.19 Tel: 01-540 3985
S.A.E. all enquiries. Open all day Saturday (Wednesday 1 p.m.)

3-VALVE AUDIO AMPLIFIER MODEL HA34



Designed for Hi-Fi reproduction of records. A.C. mains operation. Ready built on plated heavy gauge metal chassis, size 7 1/2 in. v. x 4 in. d. x 4 1/2 in. h. Incorporates ECC83, EL84, E280 valves. Heavy duty, double wound mains transformer and output transformer matched for 3 ohm speaker, separate bass, treble and volume controls. Negative feedback line. Output 4 1/2 watts. Front panel can be detached and leads extended for remote mounting of controls. The HA34 has been specially designed for us and our quantity order enables us to offer them complete with knobs, valves, etc., wired and tested for only **£4/5/- P. & P. 6/-.**

HSL "FOUR" AMPLIFIER KIT


Similar in appearance to HA 34 above but employs entirely different and advanced circuitry. Complete set of parts etc. **79/6 P. & P. 6/-.**

HIGH GAIN 4-TRANSISTOR PRINTED CIRCUIT AMPLIFIER KIT TYPE TAI

● Peak output in excess of 1 1/2 watts. ● All standard British components. ● Built on printed circuit panel, size 6 x 3in. ● Generous size driver and output transformers. ● Output transformer tapped for 3 ohm and 15 ohm speakers. ● Transistors (GET 114 or S1 Mullard OC81D and matched pair of OC81, o/p). ● 9 volt operation. ● Everything supplied, wire, battery clips, solder, etc. ● Comprehensive easy to follow instructions and circuit diagram 2/6 (Free with Kit). All parts sold separately. **SPECIAL PRICE 45/- P. & P. 3/-.** Also ready built and tested **52/6 P. & P. 3/-.**

10/14 WATT HI-FI AMPLIFIER KIT

A stylishly finished monoaural amplifier with an output of 14 watts from 2 EL84s in push-pull. Super reproduction of both music and speech, with negligible hum. Separate inputs for mike and gram allow records and announcements to follow each other. Fully shrouded section wound output transformer to match 3-15 ohm speaker and 2 independent volume controls, and separate bass and treble controls are provided giving full lift and cut. Valve line-up: 2 EL84s, ECC83, EF86, and E280 rectifier. Simple instruction booklet 1/6 (Free with parts). All parts sold separately. **ONLY 27/9/6 P. & P. 8/6.** Also available ready built and tested complete with standard input sockets. **£9/5/- P. & P. 8/6.**



4-SPEED RECORD PLAYER BARGAINS

Mains models. All brand new in maker's original packing. E.M.I. Model 999 Single Player with unit mounted pick-up arm and mono cartridge £5.50
B.S.R. UA25 with latest mono compatible Cart. £6 10 6
All plus Carriage and Packing 6/6.

PLEASE NOTE: P. & P. CHARGES QUOTED APPLY TO U.K. ONLY. P. & P. ON OVERSEAS ORDERS CHARGED EXTRA.

VACUUM

OYENS, PUMPS, PLANT, GAUGES, FURNACES, ETC., GENERAL SCIENTIFIC EQUIPMENT EX-STOCK, RECORDERS, PYROMETERS, OYENS, REHEATERS. FREE CATALOGUE.

V. N. BARRETT & CO. LTD.

286A Lower Addiscombe Road, Croydon. CRO7DH. Tel: 01-654 6470, 01-654 3972.

WW-180 FOR FURTHER DETAILS

ENTHUSIASTS have you considered a career in Technical Authorship? If you have sound experience in electronics or communications and ability to write clear concise English we would train applicants as Technical Authors. The commencing salaries range from £1450 to £1800 depending on experience with the prospects of high future rewards and earnings. Box No. 5048.

AMERICAN

TEST AND COMMUNICATIONS EQUIPMENT

★ GENERAL CATALOGUE AN/103 1/- ★

Manuals offered for most U.S. equipments

SUTTON ELECTRONICS

Salthouse, Nr. Holt, Norfolk. Cley 289

WW-181 FOR FURTHER DETAILS

CAPSTAN AND AUTOTURNED PARTS

In all metals and plastics from your samples or drawings 1/2 in. up to 1 1/2 in. dia. small or large quantities.

KEEN PRICES

S. EATON LTD., 78 Stratford Road, Sparkbrook, Birmingham 11. 021-772 0248.

WW-182 FOR FURTHER DETAILS

LAWSON BRAND NEW TUBES

Complete fitting instructions are supplied with every tube.

Terms: C.W.O. Carriage and Insurance 10/-.

LAWSON TUBES

18 CHURCHDOWN ROAD MALVERN, WORCS.

Tel. MAL 2100

The continually increasing demand for tubes of the very highest performance and reliability is now being met by the new Lawson "Century 99" range of C.R.T.s.

"Century 99" are absolutely brand new tubes throughout manufactured by Britain's largest C.R.T. manufacturers. They are guaranteed to give absolutely superb performance with needle sharp definition screens of the very latest type giving maximum Contrast and Light output; together with high reliability and very long life.

"Century 99" are a complete range of tubes in all sizes for all British sets manufactured 1947-1967.

12 YEARS FULL REPLACEMENT GUARANTEE
WW-185 FOR FURTHER DETAILS



12"—£4 : 10 : 0
14"—£5 : 10 : 0
17"—£5 : 19 : 0
19"—£6 : 19 : 0
21"—£7 : 15 : 0

SPECIAL AUTUMN OFFER B.B.C.-2 & COLOUR TV AERIAL

for fringe areas **ONLY 45/-**
(Carr. 5/-)

For loft or roof fixing. Complete with mounting arm. State Channel required or nearest transmitter. Hundreds sold. Special low-loss co-axial cable 2/3 yd. Socket 2/6.



SPEAKER BARGAIN!

Famous English 12" high flux, heavy cone 10 watts speaker with built-in tweeter, excellent bass response, 15 ohms (P.&I. 4/6) 2 speakers post free.

35/-

ELECTRAMA

Dept WW71 WEST STREET, EASTBOURNE

DEIMOS LTD

TAPE RECORDERS FOR RESEARCH, INDUSTRY AND PROFESSIONAL AUDIO
single and multichannel

8 CORWALL LANE, HILLINGDON, MDX.

HAYes 3561

WW-177 FOR FURTHER DETAILS

BAILEY 30 WATT AMPLIFIER

(0.1% THD 20Hz-25kHz—November WW)

10 Transistors as specified & Pcb £6.10.0
20 Transistors as specified & 2 Pcb £12.10.0
R1-R27 & Pot 11/6 CI-C6 (Mullard) 9/6
Mullard Capacitors 2500mF/64Vw 15/6 each
Finned solid Ali Heatsinks 4 x 4 1/2 in. 12/6 each
Drake Transformers 22 1/2-0-22 1/2 v at 2a 45/-
Encapsulated Bridge Rects 200piv/2a 25/-
Photostats of May and Nov. articles 8/6 set

MOTOROLA IC STEREO PREAMP (0.1% THD) £3
(As described on page 332 September WW)

Terms: Strictly Nett CWO—P & P Paid
A.1 FACTORS, 72 BLAKE RD, STAPLEFORD, NOTTS.

WW-178 FOR FURTHER DETAILS

HIGH GLOSS METALLIC

HAMMERED ENAMEL

MAKES FANTASTIC DIFFERENCE TO PANELS

—say hundreds of enthusiastic users.

'Crackle' pattern appears like magic on wood and metal. No undercoat. Air dries 15 MIN. to hard, glossy finish. Heat, liquid & scratch-proof. Bronze; Silver; Green; Black; Lt. & Dk. Blue. Send for details or send 3/9 (+9d. post/pk'g.) for Trial Tin.

FINNIGAN SPECIALITY, PAINTS, Dept. W., STOCKSFIELD, Tel. 2280. **Hammerite** BRUSH OR SPRAY-ON Northumberland.

WW-179 FOR FURTHER DETAILS

CONNECTORS

CONNECTORS

CONNECTORS

MOST MANUFACTURERS' SURPLUS STOCKS ARE SOLD TO UNITED ELECTRONICS

We pay the highest prices, contact Mr. Astor or Mr. Kahn

UNITED ELECTRONICS LTD

12/14 Whitfield Street, London, W.1

Tel: 01-580 4532. 01-580 1116. 01-580 5151

Telex: 27931

WW-183 FOR FURTHER DETAILS



ENTHUSIASTS

for tape recording subscribe to the Magazine with the ZEBRA stripes! 25/- (U.S.A.) \$3.75) yrlly. incl. postage.

● FREE SPECIMEN COPY ON REQUEST

PRESTIGE HOUSE, 14-18 HOLBORN, LONDON, E.C.1. 01-242 4851

WW-184 FOR FURTHER DETAILS

SURPLUS HANDBOOKS

19 set Circuit and Notes	6/6 p/p 6d.
1155 set Circuit and Notes	5/8 p/p 6d.
H.R.O. Technical Instructions	5/8 p/p 6d.
38 set Technical Instructions	5/8 p/p 6d.
46 set Working Instructions	5/8 p/p 6d.
88 set Technical Instructions	7/- p/p 6d.
BC.221 Circuit and Notes	5/8 p/p 6d.
Wavemeter Class D Tech. Inst.	5/8 p/p 6d.
18 set Circuit and Notes	5/8 p/p 6d.
BC.1000 (31 set) Circuit and Notes	5/8 p/p 6d.
CR. 100/B.28 Circuit and Notes	10/- p/p 6d.
R.107 Circuit and Notes	7/- p/p 6d.
A.R.58D Instruction Manual	18/- p/p 6d.
82 set Circuit and Notes	5/8 p/p 6d.
Circuit Diagram 5/- each post free.	R.1116/A, R.1224/A, B.1355, R.F. 24, 25 and 26, A.1134, T.1154, CR.300, BC.312, BC.342, BC.346J, BC.346 (E.M.P.), BC.624, 22 set.
62 set Sender and Receiver circuits	7/6 post free.
Resistor Colour Code Indicator	2/6, p/p 6d.

S.A.E. with all enquiries please.
Postage rates apply to U.K. only.

Mail order only to:

INSTRUCTIONAL HANDBOOK SUPPLIES
Dept. W.W. Talbot House, 28 Talbot Gardens, LEEDS 8

WW-186 FOR FURTHER DETAILS

GODLEYS

SHUDEHILL, MANCHESTER 4

Telephone: BLACKfriars 9432

Agents for Ampex, Akai, Ferrograph, Tandberg, Bryan, Brenell, B. & O, Vortexion, Truvox, Sony, Leak, Quad, Armstrong, Clarke & Smith, Lowther, Fisher, Goodmans, Wharfedale, Garrard, Goldring, Dual, Decca, Record Housing, Fitrobe, G.K.D., etc.
Any combination of leading amplifiers and speakers demonstrated without the slightest obligation


WW-187 FOR FURTHER DETAILS

BAKER 12in. DE-LUXE MKII LOUDSPEAKER

Suitable for any Hi-Fi System. Provides truly rich sound recreating the musical spectrum virtually flat from 25-16,000cps. Latest double cone with special "Feroba" ceramic magnet. Flux density 14,000 gauss. Bass resonance 32-38cps. 15 watts British rating. Voice coils available 3 or 8 or 15 ohms.



Price £9 Post Free



MINETTE AMPLIFIER

For Hi-Fi Record Players. A.C. Mains Transformer. Chassis size 7 x 3 1/2 x 4in. high. Valves ECL82, E280. Two stage negative feedback.

Quality output 3 ohm matching. Bargain offer complete with engraved control panel, valves, knobs, volume and tone controls, wired and tested. Post 5/6 **79/6**

TRANSISTOR AMPLIFIER HI-GAIN

Many uses, Intercoms, Baby Alarms, Guitar Practice, Telephone or Record Player Amplifier. 10mV. input. ONE WAIT OUTPUT. Wooden cabinet 12 x 9 x 4in. Four transistors, fitted 7 x 4in. speaker. Volume control. Jack socket. Uses PP9 battery.



OUR PRICE **79/6** 5/6 Post



THE INSTANT BULK TAPE ERASER AND RECORDING HEAD DEMAGNETISER

200/250 A.C. Leaflet S.A.E. **35/-** Post 2/6

EXTENSION SPEAKER

Cream plastic cabinet speaker with 20ft. lead for transistor radio, intercom, mains radio, tape recorder. **30/-** Post 2/6
Size: 7 1/2in. x 5 1/2in. x 3in.



RADIO COMPONENT SPECIALISTS

337 WHITEHORSE RD., CROYDON. Tel.: 01-684 1665

ALBOL

1. Design of Artwork.
2. Photographic Service.
3. Prototypes supplied within 24 Hours.
4. Gold Plating.
5. Hot Roller and Electroplating.
6. Silk Screening.
7. Plated Through Holes.

ALBOL ELECTRONIC & MECHANICAL PRODUCTS LTD.
2 Vine Lane, Tooley Street, London, S.E.1. Tel. 01-407 4214

SURPLUS VALVES

Offers invited for any or all these ex-equipment valves

701-CV137-EAC91	145-CV2349-EN30 Flash tube
110-CV4081-6J6WA	86-CV4059-M8097
311-CV858-6J8	133-CV789-3C24
267-CV140-6AL5	292-CV2312-T/R Cells
281-CV4025-6058	46-CV2282-Klystrons
1.112-CV1763-6J4	40-CV2346
1.912-CV5201-6J4S	72-CV6003- "
915-CV5311-6J4WA	61-K350- "
468-CV354-DET23	280-4CX250F
73-CV397-DET24	723-4X150D
215-4X150A	81-4X250B
1.817-GL6442	20-1B49 New boxed
96-CV2932-2C42 Lighthse	

ELEY ELECTRONICS

112, Groby Rd., Glenfield, Leicester. LE3-8GL

WW-194 FOR FURTHER DETAILS



symbol of quality

trade only

for electronic components - by return

WW-188 FOR FURTHER DETAILS

WANTED—

Redundant or Surplus stocks of Transformer materials (Laminations, C. cores, Copper wire, etc.), Electronic Components (Transistors, Diodes, etc.), P.V.C. Wires and Cables, Bakelite sheet, etc., etc.

Good prices paid

J. BLACK

44 Green Lane, Hendon, N.W.4
Tel. 01-203 1855 and 3033

WW-189 FOR FURTHER DETAILS

PRINTED CIRCUITS

LARGE AND SMALL QUANTITIES. FULL DESIGN AND PROTOTYPE FACILITIES AT REASONABLE PRICES. ASSEMBLY SERVICE ALSO AVAILABLE

K. J. BENTLEY & PARTNERS,
18, GREEN ACRES ROAD,
OLDHAM, LANCs.
Tel. 061-624 0939

WW-191 FOR FURTHER DETAILS

FOR YOUR ...

SYNCHRO & SERVO REQUIREMENTS!

SERVO & ELECTRONIC SALES LTD.
43 HIGH ST., ORPINGTON, KENT. Tel: 31066, 33976
Also at CROYDON. Tel: 01-688 1512
and LYDD, KENT. Tel: LYDD 252

WW-195 FOR FURTHER DETAILS

DAMAGED METER?

Have it repaired by Glaser

Reduce overheads by having your damaged Electrical Measuring Instruments repaired by L. Glaser & Co. Ltd. We specialise in the repair of all types and makes of Voltmeters, Ammeters, Microammeters, Multirange Test Meters, Electrical Thermometers, Recording Instruments, Leak Detectors, Temp. Controllers, all types Bridges & Insulation Testers, etc.

As contractors to various Government Departments we are the leading Electrical Instrument Repairers in the Industry. For prompt estimate and speedy delivery send defective instruments by registered post, or write to Dept. W.W.:-

L. GLASER & CO. LTD.

1-3 Berry Street, London, E.C.1
Tel.: Clerkenwell 5481-2

WW-190 FOR FURTHER DETAILS



HORSTMANN 20AMP 200/250 volts, 20 amp. contacts
ELECTRIC TIME SWITCH
36 HR SPRING RESERVE

ON/OFF TWICE every 24 hours at any manually pre-set times, or alternatively with SOLAR DIAL ON at dusk OFF at Dawn. By-pass override. 36 hour spring reserve, overcomes stopping in case of power cut. Used but perfect guaranteed. State dial required. **MAKERS PRICE OVER £12 OUR PRICE 69/6** p.p. 4/6
Waterproof metal case approx. 6in. x 3 1/2in. x 3 1/2in. 10/- extra.
HORSTMANN 15 DAY CLOCKWORK TIME SWITCH
Jewelled movement. Once ON/OFF every 24 hours at any manually pre-set times. Key and mounting bracket. Used but perfect. 5 amp model. Fully guaranteed. **35/-** P. & P. 4/6.
VENNER 200/250 v. FLASHER UNITS containing mains geared motor. ON/OFF every second. 200W inc. post contacts. Suppressed. Reconditioned. **39/6**

Box 365, KINGSWOOD SUPPLIES (w.w. 20)
4, SALE PLACE, LONDON, W.2. Tel: 01-723 8189.

WW-192 FOR FURTHER DETAILS

WE BUY

any type of radio, television, and electronic equipment, components, meters, plugs and sockets, valves and transistors, cables, electrical appliances, copper wire, screws, nuts, etc. The larger the quantity the better. We pay Prompt Cash.

Broadfields & Mayco Disposals,
21 Lodge Lane, London, N.12

RING 445 2713

445 0749

958 7624

WW-196 FOR FURTHER DETAILS

AUDAC

V.H.F. Simultaneous Translation Systems

We continue to complete export contracts for the supply of simultaneous translation systems to overseas governments.

Based on the combination of the famous Audac Radiomicrophone Systems, combined with a new range of R.F. Inductive Loop equipment, Audac Systems now offer considerable advantages over fixed installations.

The use of Audac equipment for this purpose demonstrates another example of the varied applications our Radiomicrophone Systems are fulfilling around the World.

AUDAC the most versatile Radio Microphones in the world

AUDAC MARKETING COMPANY LIMITED / CAREY ROAD / WAREHAM / DORSET /
TELEPHONE WAREHAM 2245.



Integrated Radio Microphone TX/65
Cordless. Incorporates SHURE Unisphere Microphone System. Eliminates background noise. Operates in difficult acoustic conditions.



Transmitter Pack TX/T
Size: 2 1/4" x 1 1/4" x 1 1/2" (69mm x 43mm x 31mm).
A separate pocket transmitter unit of minimum size and weight. For use with Lavalier Microphone



Portable Receiver Unit RX/S
Size: 4" x 1 1/2" x 6" (102mm x 25mm x 127mm).
Narrow or wide band operation. Fitted into leather carrying case. Telescopic or strap aerial.

INDEX TO ADVERTISERS

Appointments Vacant Advertisements appear on pages 126-141

	PAGE		PAGE		PAGE
A.P.T. Electronic Industries Ltd.	69	Goodmans Industries, Ltd.	43	Printed Circuits, Ltd.	44
A1 Factors	142	G.E.C.-A.E.I. (Electronics), Ltd.	14, 85, 87	Proops Bros., Ltd.	82
Acoustical Mfg. Co., Ltd.	39	Godleys, Ltd.	143	Pyc Telecommunications, Ltd.	13
Adcola Products, Ltd.	Cover iii	Grampian Reproducers, Ltd.	28	Pyc T.V.T., Ltd.	48
Akurate Eng. Co., Ltd.	139			Parker, A. B.	102
Albol Electronics Ltd.	143	Hall Electric, Ltd.	20		
Anders Electronics, Ltd.	2-38	Harris Electronics (London), Ltd.	60	Q Max (Electronics), Ltd.	46
Andrew Antenna Systems	36	Harris, P.	141	Quarndon Electronics, Ltd.	78
A.N.T.E.X., Ltd.	88	Hart Electronics	122	Quartz Crystal Co., Ltd.	137
Armstrong Audio Ltd.	37	Harversons Surplus Co., Ltd.	142		
Audac Marketing Co., Ltd.	144	Hatfield Instruments, Ltd.	74, 100	Racal Instruments, Ltd.	51, 65, 80
Audio & Design	68	Henrys Radio, Ltd.	101	Radford Electronics, Ltd.	64
Audix, B. B., Ltd.	62	Howells Radio, Ltd.	58	Radio Exchange Co.	112
Avo, Ltd.	1	H.P. Radio Services, Ltd.	52	Radio & TV Components, Ltd.	100
Avon Communications & Electronics, Ltd.	102			Radio Components Specialists	143
Avonlea Tools	102	Iliffe Books, Ltd.	62, 112, 118	Radionic Products, Ltd.	54
		I.M.O. (Electronics), Ltd.	103	Radiospares, Ltd.	143
Barnett, Ltd.	142	Industrial Instruments, Ltd.	48	Rank Audio Visuals, Ltd.	44
Batey, W., & Co.	56	Instructional Handbook Supplies	143	Rastra Electronics, Ltd.	46
Benson, W. A.	104	International Correspondence Schools	62	Rendar Instruments	72
Bentley Acoustical Corporation Ltd.	108	International Rectifiers, Ltd.	47	Rola Celestion, Ltd.	56, 60
Bentley, K. J.	143			R.S.C. Hi-Fi Centres, Ltd.	107
Bi-Pak Semiconductors	120	Jackson Bros. (London), Ltd.	33	R.S.T. Valves	102
Bi-Pre-Pak, Ltd.	104	John's Radio	122		
Black, J.	138-143	KEF Electronics	64	Samsons (Electronics), Ltd.	123
Bradley, G. E., Ltd.	18	Kempner, S., Ltd.	40	Sanyo	53
Brenell Eng. Co., Ltd.	99	Keyswitch	Cover ii	Service Trading Co.	108, 109
British Institute of Engineering Technology	38	Keytronics	138	Servo & Electronic Sales, Ltd.	143
Brown, N. C., Ltd.	36	Kingswood Supplies	143	Shure Electronics, Ltd.	57
B.S. Radio & Electrical Stores	124			Sinclair Radionics, Ltd.	96, 97
Bulgin, A. F., & Co., Ltd.	Edit 479	Lasky's Radio, Ltd.	105	S.M.E., Ltd.	63
Bullers, Ltd.	40	Lawson Tubes	142	Smith, G. W. (Radio), Ltd.	114, 115
Burgess Products Co., Ltd.	100	Ledon Instruments, Ltd.	54	S.N.S. Communications	42
Butcher, Henry, Ltd.	122	Level Electronics, Ltd.	49	Specialist Switches, Ltd.	56
		Light Soldering Developments, Ltd.	58	Starman Tapes	124
Calan Electronics, Ltd.	54	Linstead Electronics, Ltd.	66	S.T.C. Radio Division	31, 86
Cardross Eng. Co., Ltd.	48	Lloyd, J. J., Instruments, Ltd.	30	Sugden, A. R., & Co., Ltd.	76
Carr Fastener Co., Ltd.	90	London Central Radio Stores	139	Suhner, P. (Electronics), Ltd.	116
C.B.S. Laboratories	4	London Microphone, Ltd.	42, 74	Super Electronics, Ltd.	115
Chiltmead	124	L.S.T. Components	72	Sutton Electronics, Ltd.	142
Circuit Integration, Ltd.	50	Lustraphone, Ltd.	40	Swanco, Ltd.	140
Clifford, M. R., Co.	116-121	Lyons, Claude, Ltd.	70, 77		
Combined T.V. Services, Ltd.	23			Tannoy, Ltd.	83
C.R.E.I. (London)	32	M-O Valve Co., Ltd.	46	Tektronix U.K., Ltd.	34
Cybanaut Controls, Ltd.	74	Marconi (Space)	91	Telcon Metals, Ltd.	44
		Marconi (Instruments)	29, 75, 89, 93	Teleguipment, Ltd.	84
Danavox G.B., Ltd.	61	Marshall, A., & Son (London), Ltd.	106	Telford Products, Ltd.	72
Daystrom, Ltd.	26-27	McMurdo Instrument Co., Ltd.	94	Teonex, Ltd.	57
Decca Records	76	Mayco Products, Ltd.	143	Thompson, A. J.	124
Dependable Relays, Ltd.	50	Mills, W.	110, 111	Thorn A.E.I. (Radio Valve & Tubes), Ltd.	84B
Derritron (Reslosound), Ltd.	73	Milward, G. F.	106	Trickett	116
Diatron, Ltd.	141	Miniature Electronic Components	52	Trio Corporation	21
Duxford Electronics	121	Mitchell Enterprises, Ltd.	60	T.R.S. Radio Components	113
Dymar Electronics, Ltd.	19	Modern Book Co.	72	Turner, E., Ltd.	79
Diemos, Ltd.	142	M.R. Supplies, Ltd.	42		
		Multicores Solders, Ltd.	Cover iv	United Electric	140, 142
Eaton, S.	142			Universal Book Co.	139
Eddystone Radio, Ltd.	11	Neco Electronics (Europe), Ltd.	102		
Eley Electrical	143	Newmarker Transistors, Ltd.	6	Valradio, Ltd.	36, 38
Enthoven Solders, Ltd.	41	Nombrex, Ltd.	76	Vero Electronics, Ltd.	24
Electronic Brokers	116, 117, 138			Vitality Bulbs, Ltd.	58
Electronics (Croydon), Ltd.	123	Olson Electronics, Ltd.	118	Vortexion, Ltd.	59
Electroniques (STC), Ltd.	30	Omron, Ltd.	35		
Electrovalue	120	Osmabet, Ltd.	72	Walker-Spencer Components, Ltd.	106
Electro-Winds, Ltd.	104	Oxley Developments, Ltd.	106	Welbrook, Ltd.	74
E.M.I. (Tape), Ltd.	92			Watts, Cecil E., Ltd.	98
English Electric Valve Co., Ltd.	3, 5, 7	Park Royal Porcelain Co., Ltd.	66	Webber, R. A., Ltd.	100
Erie Electronics, Ltd.	22, 45	Patrick & Kinnie	110	Weller Electric, Ltd.	50
Electrolube, Ltd.	99	P.C. Radio, Ltd.	118, 119	Welwyn Tool Co.	52
		Peerless	67	West Hyde Developments, Ltd.	95
Ferranti, Ltd.	24	Pembridge College	28	West London Direct Supplies	112
Ferrogaph, The Co., Ltd.	8, 9, 10	Phillips, N. V.	16, 17	Weyrad Electronics, Ltd.	68
Finnigan Speciality Paints, Ltd.	142	Pinnacle Electronics, Ltd.	25, 71	Whiteley Elec. Radio Co., Ltd.	70
		Print & Press	142	Wilkinsons, L. (Croydon), Ltd.	122
Gardners Transformers, Ltd.	12			Z. & I. Aero Services, Ltd.	125
Garage Gifts	142				
Glaser, L., & Co., Ltd.	143				
Globe, Scientific, Ltd.	104, 138				

Printed in Great Britain by Southwark Offset, 25 Lavington Street, London, S.E.1. and Published by the Proprietors, ILLIFE TECHNICAL PUBLICATIONS LTD., Dorset House, Stamford St., London, S.E.1, telephone 01-928 3333. *Wireless World* can be obtained abroad from the following: AUSTRALIA and NEW ZEALAND: Gordon & Gotch, Ltd. INDIA: A. H. Wheeler & Co. CANADA: The Wm. Dawson Subscription Service, Ltd.; Gordon & Gotch Ltd. SOUTH AFRICA: Central News Agency, Ltd.; William Dawson & Sons (S.A.) Ltd. UNITED STATES: Eastern News Co., 306 West 11th Street, New York 14. CONDITIONS OF SALE AND SUPPLY: This periodical is sold subject to the following conditions, namely that it shall not, without the written consent of the publishers first given, be lent, re-sold, hired out or otherwise disposed of by way of Trade at a price in excess of the recommended maximum price shown on the cover; and that it shall not be lent, re-sold, hired out or otherwise disposed of in a mutilated condition or in any unauthorised cover by way of Trade or affixed to or as part of any publication or advertising, literary or pictorial matter whatsoever.