

Hardie
DECEMBER 1957


TWO SHILLINGS

Wireless World

ELECTRONICS
Radio · Television



FORTY-SEVENTH YEAR OF PUBLICATION



when you need

equipment wires

for operation

at high temperatures...

consult

BICC

about P.T.F.E.

Wireless World

ELECTRONICS, RADIO, TELEVISION

Managing Editor: HUGH S. POCKOCK, M.I.E.E.
Editor: F. L. DEVEREUX, B.SC.
Editorial Consultant: H. F. SMITH

DECEMBER 1957

In This Issue

- 565 Editorial Comment
566 Band V Tests
567 World of Wireless
571 F.M. Discriminator Bandwidth *By G. J. Phillips*
574 Artificial Satellites of the Earth
579 Satellite Observations for Amateurs *By O. J. Russell*
581 Simple Measurement of Phase Difference *By G. de Visme*
583 Return Loss—2 *By Thomas Roddam*
589 Choke or Capacitor Input? *By "Cathode Ray"*
592 Letters to the Editor
594 Short-wave Conditions
595 Technical Notebook
597 Sensitive D.C. Null Detector *By Francis Oakes and E. W. Lawson*
599 Aerial/Propagation Mismatch *By R. J. Hitchcock*
603 "Grid-Diode" Saw-Tooth Generator *By T. A. Mendes*
607 The "Quad" Aerial *By F. B. Singleton*
609 News from the Industry
611 December Meetings
612 Random Radiations *By "Diallist"*
614 Unbiased *By "Free Grid"*

VOLUME 63 No. 12

PRICE: TWO SHILLINGS

FORTY-SEVENTH YEAR
OF PUBLICATION



Offices: Dorset House,
Stamford Street, London,
S.E.1.

Please address to Editor,
Advertisement Manager or
Publisher, as appropriate.

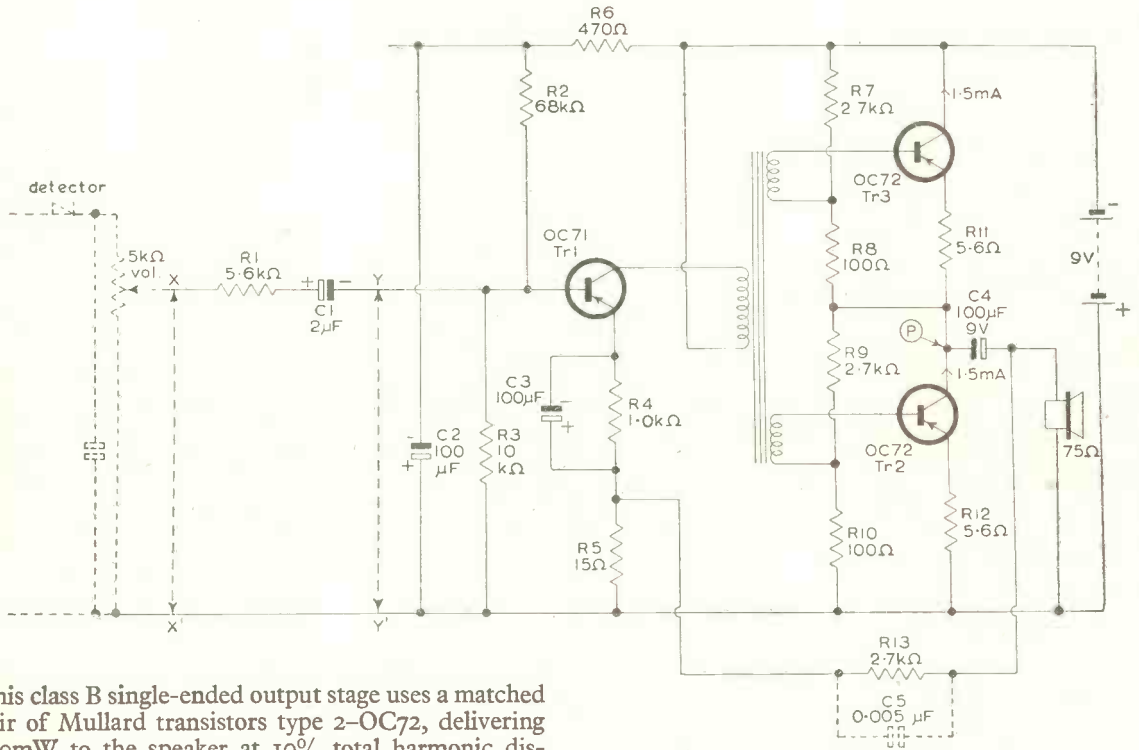

Telephone:
WATERloo 3333 (60 lines)

Telegraphic Address:
"Ethaworld, Sedist, London"

PUBLISHED MONTHLY (4th Tuesday of preceding month) by ILIFFE & SONS LTD., Dorset House, Stamford Street, London, S.E.1. Telephone: Waterloo 3333 (60 lines). Telegrams: "Iliffepres, Sedist, London." Annual Subscription: Home and Overseas, £1 15s. 0d. Canada and U.S.A. \$5.00. Second-class mail privileges authorised at New York, N.Y. BRANCH OFFICES: BIRMINGHAM: King Edward House, New Street, 2. Telephone: Midland 7191. COVENTRY: 8-10, Corporation Street. Telephone: Coventry 5210. GLASGOW: 26B Renfield Street, C.2. Telephone: Central 1265. MANCHESTER: 200, Deansgate, 3. Telephone: Blackfriars 4412. OVERSEAS OFFICES: U.S.A.: 111, Broadway, New York, 6, N.Y. Telephone: Digby 9-1197. CANADA: 67 Yonge Street, Toronto, 1, Ontario. Telephone: Empire 6-0873.

Transistor

Output Stage for Personal Receivers

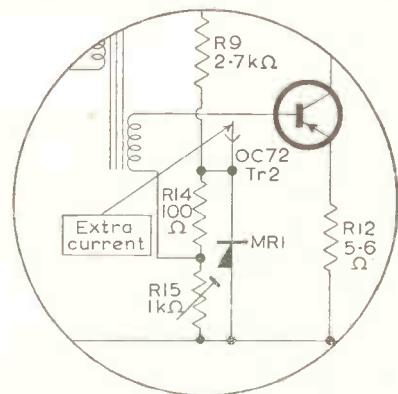


This class B single-ended output stage uses a matched pair of Mullard transistors type 2-OC72, delivering 100mW to the speaker at 10% total harmonic distortion. The OC72s, which are used without cooling fins, each have a maximum dissipation of 25mW. The circuit will operate safely and satisfactorily up to an ambient temperature of 45°C. Capacitive coupling to the speaker does away with the need for a centre-tapped supply. The point 'P' is automatically held to half the supply voltage.

A Mullard OC71 is used in the driver stage, with d.c. stabilisation provided by R2-R3-R4. The coupling transformer has a turns ratio of 7 : 1 + 1, with primary resistance <750Ω and secondary resistances <100Ω. The primary inductance is 5H with 1.5mA d.c. flowing.

The input impedance at YY' is about 3.5kΩ, which is partly due to feedback from the speaker via R13. R1 further increases the input impedance at XX' to 8 or 9kΩ. A drive of 180mV r.m.s. across XX' is necessary to provide 100mW output when transistors at the minimum sensitivity limit are used. Undesired feedback from the output stage to earlier stages in the receiver is prevented by R6-C2. The battery drain is about 10mA on speech and music, and 4mA with zero signal. The circuit is therefore suitable for incorporation in pocket-size personal receivers.

A further battery economy is provided by the modification shown in the inset, which allows operation to much lower voltages without excessive crossover distortion by stabilising the base bias voltage. The point at which the battery must be discarded is therefore postponed. With this arrangement a small extra current, taken from some other point in the receiver, is required by MR1.



Twenty-one Years

IN offering belated felicitations to the B.B.C. on the 21st anniversary of the establishment of the world's first high-definition television service, *Wireless World* has in mind in particular the work of the Engineering Division under the successive direction of Sir Noel Ashbridge and Sir Harold Bishop. Although we allow ourselves to be distracted occasionally by the efforts of the programme departments, it is with the millivolts per metre and the quality of the modulation that we are primarily concerned.

Already, the network of high-, medium- and low-power transmitters covers 98 per cent of the population; but the remaining 2 per cent, approximately a million souls, are not to be forgotten, for we learn that very low-power transmitters which will operate unattended are being developed to illuminate the remaining dark corners. Although local complaints are inevitable there can be no doubt that the country as a whole has been well served by the planning departments of the B.B.C.

Against the background of the early 30-line experiments by Baird which were broadcast by the B.B.C. on medium waves from 1930, the 405-line standard adopted in 1936 well merited the description "high-definition." It still does for the majority of viewers in this country, who own receivers of modest size and cost and who look at programmes in which the greater part of the "information" conveyed to the brain is essentially of a dynamic rather than a static nature. The need for a higher standard becomes apparent only when the programme people turn their cameras on still subjects containing detail finer than the resolution of the system (which includes the performance of the receiver) or when too large a screen is viewed at too short a distance. Few will dispute that the picture quality broadcast by the B.B.C. is still better than that of the majority of commercial receivers, which have to be produced at a price which the public will pay.

What of the future? It is not improbable that new techniques will eventually be evolved for the production, at prices we can afford to pay, of receivers with larger screens, higher definition

and/or colour. When that day comes the B.B.C. will be ready to play its part, for it has already started an exploration of the potentialities in this country of Band V as a medium for the propagation of pictures of normal and higher definition; it is also broadcasting colour signals on Band I for the use of receiver manufacturers.

Pioneer Experiment

OUR congratulations and best thanks to the Russians for having placed a 1-watt transmitter in an orbit which traverses most of the civilized world, and on frequencies which were well chosen for revealing the effects of the ionosphere. Congratulations, also, to the radio receiving and radar tracking resources of this country for the speed and accuracy with which they were brought into action, and the ingenuity already displayed in extracting the maximum possible information from quickly improvised experiments.

Radio has given invaluable service to the physicists and astronomers in determining the motion of the satellites. It has also collected for itself a mass of data which is already yielding fresh knowledge of the constitution of the upper atmosphere and of the way in which radio waves are propagated. But because the life of the batteries has been relatively short, the transmitted frequencies restricted, and the trajectories have been at this time of year for the most part outside the ionosphere, much more remains to be done before the exploration of the fine structure of the ionosphere by extra-terrestrial waves reaches the same level as that attained by the ground ionospheric sounding stations of the world.

In many ways these first exciting days are reminiscent of the early experiments of Rutherford on atomic structure when far-reaching results were deduced from the patient observation of and subsequent cerebration on the scintillation of alpha particles on a zinc sulphide screen. Once again, it is the "scintillation" of the received signal strength and Doppler frequency shift which holds many of the secrets now being unravelled.

Band V Tests

U.H.F. TELEVISION BROADCASTS BY THE B.B.C.

AT the request of the Television Advisory Committee the B.B.C. has started a further and more ambitious series of u.h.f. television experiments. Initially these tests, which began on November 9th, will employ the 405-line standard with vision on 654.25 Mc/s and sound on 650.75 Mc/s, but from about next April, after the transmitter has been modified, they will be on 625 lines with negative modulation and sound changed to 659.75 Mc/s, ± 50 kc/s, f.m.

The B.B.C. has installed at the Crystal Palace a 10-kW (peak) u.h.f. vision transmitter and a 2.5-kW carrier power sound transmitter manufactured by E.M.I. The equipment is low-power modulated on both sound and vision channels and employs klystrons in both audio and video final stages. These klystrons use three external cavity resonators and operate as linear amplifiers with a power gain of approximately 100. They are driven by a modulated amplifier stage operating with a cathode modulated circuit. The output of the transmitters is combined in a circuit of the filter bridge type constructed in rectangular section waveguide. The combined output is then conveyed to the aerial by an elliptical (12in by 6in) waveguide. The elliptical waveguide is made of 99.5% aluminium in 12-ft lengths. At the top of the television mast the waveguide is transformed into a 5-in concentric feeder to take power to the four driving points of the helical aerial, the pole supporting the aerial forming the outer of the concentric feeder.

The helical aerial of $\frac{1}{2}$ in diameter copper rod comprises four bays, mounted one above the other on the same vertical axis, each having a linear height of five wavelengths. Each bay is fed at the centre, the helix being wound from the centre point of the bay in opposing directions to cancel the vertical component of radiation. The aerial has a power gain of 20 and after allowing for losses in the feeder and waveguide system, the effective radiated power of the vision signal is of the order of 125 kW (peak) in the horizontal plane.



Surmounting the Crystal Palace mast the Band V helical aerial is about 700 feet above ground. There are 48 turns in all, each being approximately 2λ long

The transmitter is in use for several hours a day radiating the same programme as that being broadcast by the Band I transmitter in the same building. Later on, the pictures on 625 lines will be produced at Lime Grove from flying spot film-scanning equipment (supplied by Cinema - Television) and sent by a coaxial cable to the Crystal Palace.

Various types of receiver, representative both of designs that might become available at economic prices to the public and also of types at present unsuitable for domestic use, will be employed by the B.B.C., radio industry, Post Office, D.S.I.R., and I.T.A. to study the received pictures. The B.B.C. hopes that the information gained from these tests will throw light on the problems which would be encountered were it decided to provide television services in the u.h.f. bands and also the effects of a change of television standards for those bands.

It will be recalled that the B.B.C. started investigations into u.h.f. propagation some two years ago. These were concerned not only with service area tests but for the purpose of obtaining data on co-channel interference. For this purpose they employed Mullard transmitters, modulated by square-waves. They were installed at various television stations, and regular field-strength measurements were made over long periods at various locations, some as far away as the Shetland Islands.

The long-distance tests were followed in 1956 by a series to determine propagation conditions within a typical service area using a transmitter at the Crystal Palace, working into a Yagi aerial and radiating a peak power of 1 kW over a fairly narrow beam when modulated with square waves; pulse modulation was also used for some of the tests. The bearing of the aerial, which was at a height of 440ft, was changed from time to time so that field-strengths could be measured over the whole circle from Crystal Palace.



Receiving aerials for u.h.f. television (Belling & Lee)

WORLD OF WIRELESS

"Scatter" Frequencies

SIX 400-kc/s bands have been allocated by the American Federal Communications Commission for ionospheric scatter transmissions. The lower frequency in each of these bands is 32.6, 34.6, 36.6, 46.6, 49.6 and 54 Mc/s, respectively. To avoid interference with American television stations, those frequencies which lie within the U.S. television channels will be used by scatter stations remote from the United States and its territories.

Some of these frequencies, of course, come within our TV channels and reference is made in the B.B.C.'s annual report to the interference (mainly in S.E. England) being caused by forward-scatter transmissions. Interference in the neighbourhood of the U.S. Air Force station at Kingston Blount, Oxford, was at one time very severe.

The possibility of more widespread use of forward scatter is viewed with some concern by the B.B.C., which stresses in its report that television broadcasting bands should be protected from any such threatened interference.

Intermodulation Testing

AT an informal meeting of representatives of the leading British recording companies and pickup manufacturers, convened on the initiative of M. Minton, chief development engineer of Cosmocord, Ltd., the question of standards for expressing intermodulation distortion in pickups was discussed. At present no universally accepted method of testing has been established and comparison of published figures is often meaningless. After a general survey of the present position a working party was elected to investigate the problem in detail.

It has now been agreed that any further discussions of the working party shall be on a formal basis within the framework of R.E.C.M.F. Panel "N" (gramophone equipment).

Research Awards

THE Paul Instrument Fund Committee, set up by the Royal Society, Physical Society, Institute of Physics and I.E.E. "to receive applications . . . for grants for the design, construction and maintenance of novel, unusual or much improved types of physical instruments and apparatus for investigations in pure or applied physical science," have announced three awards.

Dr. D. Gabor, Mullard reader in electronics, Imperial College, receives £100, making £1,900 in all, for work on a new type of Wilson cloud chamber in the form of a resonant microwave cavity. Professor G. F. J. Garlick, professor of physics in the University of Hull, receives £2,700 to enable him to carry out studies of phosphors and photoconductors with a view to the development of solid-state light image amplifiers or converters. The third award, of £2,000, goes to Dr. H. H. Hopkins, senior lecturer in physics (technical optics), Imperial College, for the construction of a static scanning fibroscope.

B.B.C. Colour Tests

A SECOND series of test transmissions of colour television are being undertaken by the B.B.C. This new series of experimental transmissions, which began in October and will continue for about six months, are being radiated from the B.B.C.'s Crystal Palace station (Channel 1) outside the normal programme times.

The purpose of the tests, which are being conducted with a modified version of the American N.T.S.C. system, is:

- (1) To provide a source of high-grade colour picture signals so as to permit colour receiver development work to continue,
- (2) To enable further experience to be gained in the operation of the colour studio and colour transmitting equipment, and
- (3) To obtain further knowledge of the compatibility provided by the particular system of colour transmission being tested.

Details of the somewhat involved cycle of transmission times are obtainable from the B.B.C.

Faraday Medallist

FOR his "outstanding contributions in the field of international communications and particularly in the development of long-distance, deep-sea telephone cables and their repeaters," Sir Gordon Radley, K.C.B., has been awarded the Faraday medal of the Institution of Electrical Engineers, of which he is the immediate past-president. Sir Gordon, who is the first engineer to be director general of the Post Office, has been in the G.P.O. since 1920 when he joined as a temporary inspector in the research branch. In 1944 he became the first holder of the office of controller of research and was successively deputy engineer-in-chief, e.-in-c., and deputy director general until he assumed his present position in 1955.

On his appointment in 1954 as deputy director general he retained, at his own request, technical responsibility for the British contribution to the transatlantic telephone cable with which he had been so closely associated.

Computer Standardization

ONE of the aims of the recently formed Data Processing Section of the Radio Communication and Electronic Engineering Association is the formulation of standards for computers, and to this end a number of working parties have been set up. One is concerned with nomenclature, another with tape standards for both analogue and digital computers, while yet another is studying information storage cores. The section, of which C. Metcalfe (E.M.I. Electronics) is chairman, includes 16 member-firms of the Association plus four other companies.

A growing number of associations and groups are being formed in this country to discuss data processing equipment and the R.C.E.E.A. Data Processing Section is investigating the possibility of forming

a joint organization, through which information could be pooled.

As already announced, the R.C.E.E.A. is collaborating with the Office Appliance and Business Equipment Trades Association in organizing the first British Electronic Computer Exhibition and Convention, to be held at Olympia, London, from November 28th to December 4th next year.

The R.C.E.E.A. has also become one of the sponsoring organizations for the next Instruments, Electronics and Automation Exhibition to be held at Olympia from April 16th to 25th next year.

T.E.M.A.—The first awards in a competition introduced by the Telecommunication Engineering and Manufacturing Association for the best final-year apprentice of member-firms, were made at the Association's annual dinner on November 13th attended by some 270 members and guests. The recipients of the £25 awards in each of the three categories were:—D. V. Moreton (graduate in training) of A.T. & E.; R. L. Reid (student apprentice) of Ericsson; and B. A. Edwards (technician apprentice) of S.T.C. The T.E.M.A. dinner coincided with the publication of the Government white paper on changes in the telephone service including the introduction of electronic group routing and charging equipment (GRACE).

R.T.E.B.—A record number of candidates sat for this year's examinations for the servicing certificates issued by the Radio Trades Examination Board. Of the 1,117 taking the sound radio exam, 466 (42%) passed and 336 have to retake the practical test. Entrants for the television exam, totalled 237. Of these 106 (45%) passed and 48 have to retake the practical test. An analysis of the entrants shows that some 50% of the candidates were under 19 years of age, which may account for the examiners' view that approximately half the candidates lacked practical experience.

An Appointments Service for servicemen has been introduced by the R.T.E.B. It is available free to employers and the 2,500 holders of the Board's servicing certificates. Particulars are available from the Board at 9, Bedford Square, London, W.C.1.

Two research scholarships, valued at £435 per annum, have been awarded by the B.B.C. to graduates in electrical engineering giving them the opportunity to work for a higher degree. The subjects for research must be in those fields of telecommunications or physics which have an application to sound or television broadcasting. The recipients are J. B. Izatt, graduate of Aberdeen University, who will conduct his researches in the electrical engineering laboratories of Robert Gordon's Technical College, and W. A. G. Voss, who graduated at Queen Mary College (University of London), where he will continue his research work.

Medical Colour TV.—The American pharmaceutical firm, Smith Kline and French Laboratories, who have an establishment in this country and earlier this year demonstrated American closed-circuit colour television at St. Bartholomew's Hospital, London, have now ordered a mobile colour television unit from Marconi's. It will employ the anglicized 405-line N.T.S.C. system and will be placed at the free disposal of medical authorities for use at professional meetings. Both 21-inch direct-viewing colour monitors and medium-screen projectors will be used with the unit, which will also incorporate a monochrome channel.

Visit to Germany.—The Brit.I.R.E. proposes to arrange a party to visit factories, research laboratories and other radio establishments in Western Germany in the early summer of next year. The tour is planned to extend over about 10 days and in general the mornings would be devoted to technical visits and the afternoons to sight-seeing.

General Radio.—We are asked to point out that General Radio Co., of 9-10, Noel Street, London, W.1, whose advertisement appeared on page 92 of the November 1957 issue of *Wireless World* is not associated with the General Radio Co., of Cambridge, Massachusetts, U.S.A. Nor are they associated with Claude Lyons, Ltd., of Liverpool and Hoddesdon, Herts, who are the exclusive agents in the U.K. for the General Radio Company, of Cambridge, Mass., U.S.A.

Technical Hitch.—The opening of the I.T.A. transmitter at St. Hilary, Glam., originally planned for December 17th, has been postponed. An advanced design of aerial had been planned, but unforeseen technical difficulties have arisen necessitating further development work. Marconi's are therefore replacing it by a more conventional type giving similar coverage.

Test transmissions from the v.h.f. sound transmitter installed at the television station at Kirk o'Shotts, Central Scotland, began on November 15th. The station, which is due to come into regular service before the end of the year, will radiate horizontally-polarized transmissions on 89.9, 92.1 and 94.3 Mc/s with an e.r.p. of 120 kW.

Transatlantic trials of "Dectra," the long-range version of the Decca Navigator, are again under way. The tracking pattern is being produced from two of the stations in the East Newfoundland Decca chain and the ranging pattern by synchronized transmissions from stations in Newfoundland and Scotland. Tests on routine civil and military flights are being undertaken during these trials. Canada's fourth Decca Navigator chain, centred on Quebec, was brought into service on November 5th.

Brit.I.R.E.—In the Institution's report for the year ended March 31st the total membership is given as 5,568—an increase of 176 during the year, and of over 800 during the past three years.

Transatlantic Television.—A standard Pye 17-inch television receiver, fed from a rhombic aerial, was used in New York for the reception of B.B.C. television transmissions direct from London on November 1st. The set was lent to Press Wireless, Inc., and was used at their receiving station at Baldwin, Long Island.

TV on Tape.—For his achievements in the development of a practical video tape recorder, Charles P. Ginsburg, manager of advanced videotape development in the Ampex Corporation, California, has been awarded the David Sarnoff Gold Medal by the American Society of Motion Picture & Television Engineers.

Soviet Colour Television.—Three systems of colour television are now being tested in Moscow and Leningrad, according to *Soviet News*, to determine which one to adopt in the Union. At present there are approximately two million monochrome receivers in use in the U.S.S.R.

Transistor Circuit Techniques.—A course of ten evening lectures on transistor circuit techniques is to be held on successive Tuesdays from January 21st at the Medway College of Technology, Maidstone Road, Chatham, Kent.

"**Electronics in Industry**" is the title of a five-day course organized by the factory department of the Ministry of Labour, to be held at Burton in Wirrall, Cheshire, from January 20th to 24th. The fee is £6, including tuition and residence, for people from adjoining areas, but £7 for others. Applications should be sent to J. B. Newton, the warden, Burton Manor Residential College for Adult Education, Burton in Wirrall, Cheshire.

Radio transmissions of particular interest to yachtsmen, and lists of coast radio stations and radio beacons, are given in the 52-page reference section of the *Yachting World Diary* for 1958, which includes all the day-to-day information the yachtsman requires. The Diary costs 10s in leather binding or 6s 6d in waterproof Rexine.

"Induction" Licence.—The period covered by the £2 licence for "inductive" paging systems recently introduced by the Post Office is five years, not one year as stated on page 518 of our last issue. The number of sending and receiving "stations" covered by the licence is unlimited.

Receiving Licences.—An increase during September of 66,978 in the number of combined television and sound licences in the United Kingdom brought the total to 7,398,185. This figure, together with the 6,945,178 licences for domestic sound receivers and 324,078 for car radio, brings the overall total at the end of September to 14,667,441—a decrease of nearly 18,000 during the month.

A two-day conference on band theory of metals and the structure of the Fermi surface has been organized by the Physical Society. It will be held at Imperial College, London, on December 19th and 20th. The conference fee for non-members is one guinea. Applications for programmes and registration forms should be addressed to Miss Miles at the Society's headquarters, 1, Lowther Gardens, Prince Consort Road, London, S.W.7.

Personalities

Rear-Admiral Sir Philip Clarke, R.N. (retd.), K.B.E., C.B., D.S.O., immediate past-president of the British Institution of Radio Engineers, was recently presented with a silver cigarette box bearing the Institution's coat-of-arms in commemoration of his presidency from 1954 to 1956. Sir Philip was director of the Naval Electrical Department at the Admiralty from 1951 to 1955.

Sir Harold Bishop, C.B.E., director of engineering in the B.B.C., has accepted the invitation from the Television Society to become a vice-president. Sir Harold has been with the B.B.C. since 1923, and was chief engineer for nine years before he succeeded Sir Noel Ashbridge in 1952.

Sir Ivone Kirkpatrick, G.C.B., G.C.M.G., has succeeded **Sir Kenneth Clark, K.C.B.,** as chairman of the Independent Television Authority. Sir Ivone, whose appointment by the P.M.G. is for five years, retired from the Foreign Office last February. He is 60. At the beginning of the war he was director of the foreign division of the Ministry of Information, and in 1941 became controller of the B.B.C.'s European Service.

Sir Harry Railing, D.Eng., Hon.M.I.E.E., has relinquished the position of chairman and joint managing director of the General Electric Company, which he joined in 1905 to take charge of the test department and laboratories at Witton Engineering Works. Sir Harry, who received a knighthood in the New Year's honours of 1944, was trained as an electrical engineer on the continent, where he received his degree, and then spent some time in the U.S.A. before joining the G.E.C. He is succeeded by **Leslie Gamage, M.C., M.A.,** who joined the company as assistant secretary in 1919.

R. N. Fitton, who 28 years ago founded the original company manufacturing Ambassador receivers, has relinquished the managing directorship of Ambassador Radio & Television, Ltd., and is succeeded by **Denis Robinson,** who is also managing director of E-V, Ltd. Both companies are in the Camp Bird Group.

Eric E. Pratt has been appointed commercial manager in the electronics and equipment group of the Plessey Company. He was at one time in the equipment division of Mullard and more recently was sales manager of Airtch, Ltd.

Next Year's National Radio Show has been fixed for August 27th to September 6th with a preview on the 26th. This will be the 25th national show and will again be held at Earls Court, London.

WHAT THEY SAY

Visionary.—"I sometimes think that one or two dealers must really believe the old saying, 'without vision the people perish,' because they don't seem to stock much in the way of non-vision receivers!"—*Arthur Glover, Murphy Distribution Manager.*

"What's in a Name?"—"Radio communications, in the broad sense that includes broadcasting and aids to navigation, is the technology for which the I.R.E. was founded. But today only a minority of the members of I.R.E. would claim that 'radio engineer' best describes their calling. In fact, the word 'radio' does not appear once among the names of the I.R.E. Professional Groups, and only one-half of the Group organizations have any direct interest in radio frequency techniques as such."—*Donald G. Fink, Editor, "Proceedings of the Institute of Radio Engineers."*

James Reekie, B.Sc., Ph.D., A.M.I.E.E., F.R.S.E., appointed chief engineer of Semiconductors, Ltd., the recently formed Plessey - Philco company, has been in Canada for the past 12 years. Dr. Reekie was for some time professor of physics at the University of Toronto and later head of the department of physics at the Royal Military College of Canada, but immediately prior to returning to this country he was research director in semiconductors and solid state physics for the Northern Electric Company, Montreal.



Alan Lee, M.A., M.I.E.E., is appointed to the newly created chair of electrical engineering (radar and telecommunications) at the Royal Military College of Science, Shrivenham, Wilts., where he has been head of the radar and telecommunications branch since 1941. Professor Lee, who is 50, joined the college in 1935, having previously spent a short time in research in industry and teaching at the R.A.F. electrical wireless school at Cranwell.

Arthur Charlesby, D.Sc., Ph.D., A.R.C.S., F.Inst.P., is appointed to the new chair of physics at the Royal Military College of Science. After a period in the scientific research department at the Ministry of Aircraft Production he served with the R.A.F. until 1945 and from 1949 to 1954 was a principal scientific officer at A.E.R.E., Harwell. For the past two years Professor Charlesby, who is 41, has been head of the radiation department of Tube Investments Research Laboratories.

Robin W. Addie, M.A., who was for some years technical commercial manager of Philips and for the past 18 months has been assistant commercial manager, has left the firm and joined E.M.I. Electronics as export manager. He graduated from Cambridge in 1939 with a degree in engineering and joined Philips in 1946. He is the chairman of the Radio Industry Council's exhibition technical committee and has for the past few years been largely responsible for the sound and television relay installations at the National Radio Show.

OUR AUTHORS

K. S. Brown, the new president of the Institution of Radio Engineers (Australia), spent five years in England after graduating Bachelor of Electrical Engineering at Melbourne University. During his stay in this country he spent two years with the G.E.C. at Coventry and three years with S.T.C., where he was engaged on radio and line transmission equipment. He returned to Australia in 1939 to establish a valve division in the S.T.C. factory at Sydney and he is now manager of the electronics division which absorbed the valve division.

Maor C. Collaro, O.B.E., has resigned his position as chairman and managing director of Collaro, Ltd., owing to ill-health, but will continue to be available to the company on technical matters. **Henry Roughton** succeeds him as managing director and **E. B. Urietti**, previously works manager, has joined the board.

F. R. W. Strafford, M.I.E.E., has been exclusively retained as technical consultant for aerial and aerial components by Kimber-Allen, Ltd., of Myron Works, London, S.E.13. Mr. Strafford will continue his technical practice in other radio and electronics spheres.

W. Woolfenden, engineer-in-charge of the Croydon I.T.A. station since its opening in 1955, has been appointed e.-in-c. of the Authority's St. Hilary transmitter. He was with the B.B.C. for eight years before joining the I.T.A. and was an R.A.F. radar officer during the war. He is succeeded at Croydon by **G. E. Tagholm**, B.Sc.(Eng.), who was on the B.B.C.'s Alexandra Palace staff before joining the Authority.

A. J. Solomon, executive engineer at the Post Office receiving station at Ongar, Essex, since 1955, succeeds **G. K. Fagg**, who retired on August 30th, as manager/engineer of the Post Office radio station at Bodmin, Cornwall. Mr. Fagg joined Marconi's as a radio operator in 1912 and in 1921 went to the company's research department. He subsequently joined Cable & Wireless, transferring to the Post Office in 1950 when C. & W.'s services in the U.K. were integrated with those of the G.P.O. Mr. Solomon is also an ex-Marconi man. He was for some time in the commercial receiver development section at Chelmsford.

A. T. Black, C.B.E., has left the Ministry of Supply, where he was director of electronics production (munitions), and has joined Pena Copper Mines, Ltd., where he will direct the group's electronics division. It will be recalled that Pena recently acquired Peto Scott Electrical Instruments and Cosmocord.

H. W. Sipton, A.M.Brit.I.R.E., who for some years has been electronics development engineer at the Burden Neurological Institute, Bristol, has accepted the position as research associate in medical electronics in the State University of Iowa, U.S.A. He is probably best known for his work on toposcopic display systems for electro-encephalography. His duties at Bristol will in future be shared by Dr. R. Cooper and W. J. Warren.

M. W. S. Barlow, M.A., A.M.Brit.I.R.E. (G3CVO), who was a founder member and secretary of the British Amateur Television Club and has contributed to *Wireless World* on amateur television topics, has left Marconi's at Chelmsford, where he has been a development engineer for the past four or five years, to take up an appointment with the Canadian Marconi Company.

Baron C. de Beer, who has been associated with the Rediffusion group of companies for some years, being until recently assistant chief engineer of the Jamaica Broadcasting Company (a member of the group), has joined the Rocke International Corporation, of New York, as chief engineer (broadcast and communications). For ten years prior to joining Rediffusion he was a signals officer in the R.A.F.

N. P. White, recently appointed manager of the components division of A. C. Cossor, Ltd., joined the company in 1939 and has successively held the positions of manager of the methods department and chief production engineer.

R. J. Hitchcock, M.A., A.M.I.E.E., author of the article on page 599, joined Cable & Wireless in 1948, where he was initially engaged on radio-frequency allocation work and represented the company at international conferences including the Extraordinary Administrative Radio Conference in Geneva in 1951. He is now in charge of a section of the engineer-in-chief's department responsible for the design of aeriars, radio propagation and radio circuit performance studies, prediction of optimum usable frequencies and other radio frequency matters such as interference, etc. He is a member of the U.K. study groups of the C.C.I.R. dealing with ionospheric, tropospheric and ground-wave propagation.

Francis Oakes, A.M.I.E.E., A.M.Brit.I.R.E., M.Inst.E., and **E. W. Lawson**, A.M.I.E.E., who contribute the article in this issue on a transistorized galvanometer, have previously collaborated to write for *Wireless World*. They are both with the Ferguson Radio Corporation, where Mr. Oakes (a frequent contributor to *Wireless World*) is in charge of transistor applications research and Mr. Lawson is in charge of the standard laboratory at Enfield. Mr. Oakes, who came to this country from Austria, was for some time assistant chief of the electronics laboratory of the Morgan Crucible Company before joining Ferguson. Mr. Lawson, following service with the Ministry of Aircraft Production during the war, was in charge of quality control at Plessey until joining Ferguson.

G. J. Phillips, M.A., Ph.D., B.Sc., A.M.I.E.E., who writes in this issue on discriminator bandwidth in f.m. broadcast receivers, joined the B.B.C. engineering division in 1951 after post-graduate work on ionospheric measurements at the Cavendish Laboratory, Cambridge. Dr. Phillips has been engaged on B.B.C. transmitting aerial design and is now in charge of receiver and measurement work in the B.B.C. research department at Kingswood Warren, Surrey.

Sqn. Ldr. G. de Visme, B.Sc., Grad.I.E.E., contributor of the article on a phase indicator, took his degree at London University in 1942 and then spent four years in R.E.M.E. After demobilization he worked for two and a half years in the G.E.C. research laboratories, and then in 1950 joined the education branch of the R.A.F. He is now instructor in electronics at the R.A.F. Technical College. Since joining the air force he has obtained a diploma in electronics from Southampton University.

OBITUARY

James P. McKenzie, M.C., A.M.I.E.E., chairman and managing director of Sifam Electrical Instrument Co., Ltd., died on October 9th at the age of 68. After the first world war he was for a short time with Elwell Radio before joining Standard Telephones & Cables. He later became sole British agent for the French company Société Industrielle pour la Fabrication D'Appareils de Mesure and when in 1927 tariffs made the import of instruments prohibitive he formed the present Sifam company using the name by agreement with the French company.

James G. Yates, who since 1946 has been a lecturer in the Department of Engineering at Cambridge University, where he did "outstanding work in building up the teaching of electronics," died on November 1st, aged 42. A graduate of Trinity College, Dublin, he joined the Radar Research and Development Establishment at Christchurch in 1940, where he worked throughout the war.

Lionel W. Sansum, secretary and director of A. F. Bulgin & Co. for over 30 years, died on October 15th,

F.M. Discriminator Bandwidth

By G. J. PHILLIPS, M.A., Ph.D.,
B.Sc., A.M.I.E.E.*

ITS SIGNIFICANCE IN
HIGH-QUALITY BROADCAST RECEPTION

FROM time to time in the technical literature the advantages have been discussed of a f.m. discriminator which remains linear over a bandwidth very much in excess of the deviation range of the signal being received¹. Some of these articles give the impression that wide-band discriminators offer a clear advantage in all f.m. applications, and can give a useful reduction of many types of interference. It is the purpose of this article not only to discuss those aspects in which better performance can be achieved by this means, but to review all aspects of the performance in relation to the requirements of a broadcasting service. Interest in wide-band discriminators was at one time aroused by the possible use of f.m. for long distance short-wave communication², but it is more convenient for discussion to consider

first the interference that can arise between two separate f.m. transmitters operating on the same channel—i.e., co-channel interference.

Co-channel Interference.—We shall suppose, in discussing the interference heard when listening to the stronger of two co-channel transmissions, that two different programmes are being radiated. On any given receiver, assuming the signal strength is adequate, the interference will depend on the level of the interfering carrier relative to the wanted carrier. Before going any further we should have some idea of the kind of noises that will mar the wanted programme. There are two distinct forms of interference. First, the unwanted modulation may be recognizable in the background and secondly, there may be a characteristic “swishing” noise.

The so-called capture effect is concerned with the first type of interference only. If the unwanted carrier is equal in strength to the wanted carrier the two programmes will be equally audible, but as the unwanted carrier is reduced the unwanted modulation rapidly becomes fainter. The ratio of carrier levels at which it just becomes inaudible is termed the capture ratio. Now it is sometimes assumed that interference troubles are over at this stage, but this, alas, is not so. There remains a noise which (except when there happens to be a pause in both programmes) might be described as a “swishing” or “fizzing” noise. This second type of interference unfortunately remains audible for a much smaller unwanted carrier level than that existing at the “capture” stage, and arises from a beat effect between the two f.m. signals. Both amplitude and phase modulation of the wanted carrier result from the addition of a weaker carrier of a slightly different frequency, but interference is normally reproduced in a f.m. receiver by virtue of the phase modulation component. In the absence of modulation on either carrier a steady beat note corresponding to the transmitter frequency difference is expected—though in practice some warbling of the note will occur. But if either or both of the carriers are deviated the swishing noise is produced as the frequency difference passes rapidly through the audible range.

The dependence of the total interference power on the carrier ratio is shown by the experimental curves in Fig. 1. They all refer to measurements made with a special receiver in which the bandwidth before the limiter was kept at ± 100 kc/s. Limiting was achieved in two stages, giving a very good degree of a.m. suppression. A Foster-Seeley discriminator was used which was linear over a bandwidth of at least ± 1 Mc/s, but, in order to obtain precise discriminator bandwidths, either a wide (± 1 Mc/s) or a narrow (± 120 kc/s) band-pass filter could be inter-

* B.B.C. Engineering Research Department.
¹ See for example “F.M. Receiver Design,” by Lawrence W. Johnson. *Wireless World*, October 1956, p. 497.
² Arguimbau, L.B., and Granlund, J., “Sky-Wave F-M Receiver.” *Electronics*, December 1949, p. 101.

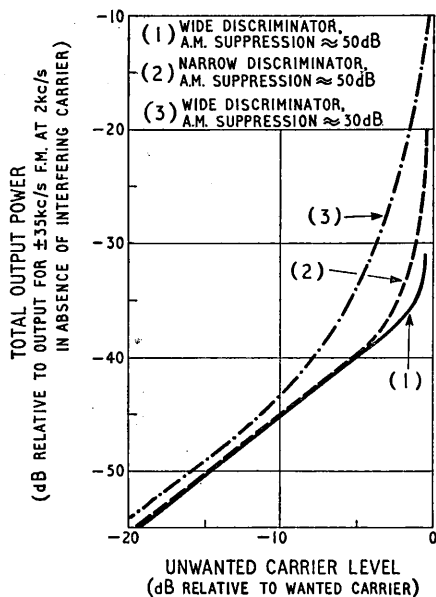


Fig. 1. Power output due to co-channel interference as a function of carrier ratio. In taking these curves the wanted carrier was unmodulated, and the interfering carrier was modulated with ± 35 kc/s deviation at 2 kc/s. An aural weighting network was used in front of the power meter. The narrow discriminator with approximately 30 dB a.m. suppression ratio gave a curve practically identical with curve (3).

posed between the limiter and the Foster-Seeley circuit. Two signal generators were used, the outputs of both being fed to the receiver; an unmodulated carrier was used to represent the wanted transmission and a carrier with ± 35 kc/s f.m. at 2 kc/s was varied in level to represent a modulated interfering signal. Under these conditions the receiver output power represents the interference and has been plotted against the level of the unwanted carrier. The two alternative discriminator bandwidths were used with the full limiting maintained, curves (1) and (2). In addition, the wide-band condition was measured with the limiting efficiency reduced to that of a fairly good domestic receiver for f.m. reception, curve (3).

It is seen that in all cases there is at first a straight-line region where the interference is proportional to the unwanted carrier level; this occurs where the latter is relatively small and only the "swishing" noise is present. Curve (1) shows that, given good limiting and a discriminator of ± 1 Mc/s bandwidth, the interference remains proportional to the unwanted carrier level until a carrier ratio of about 2 dB is reached. At this point breakthrough of the unwanted modulation begins to reinforce the other interference and the curve begins to rise more steeply; this is the "capture" threshold. If the discriminator is narrowed to ± 120 kc/s this threshold occurs at a lower level of the unwanted carrier as shown by the earlier rise of curve (2). The effect of reduced limiting efficiency, as shown by curve (3) for the wider discriminator, is two-fold: (a) earlier onset of the breakthrough of unwanted modulation and (b) increased interference at all carrier ratios. The curve for the narrow-band discriminator with reduced limiting is not shown here—it was found to coincide within 1 dB with that for the wider discriminator; no significant difference between the discriminators was apparent, due presumably to the restriction in performance now imposed by the limiter. In all cases the graphs continue as straight lines at 45° for unwanted carrier levels lower than those plotted in Fig. 1, until receiver noise in the output becomes comparable with the power being measured.

In a communication system we wish to make the best of the situation even when the carriers are nearly equal. It is then worth while paying considerable attention to limiting efficiency. Then, but only then, a wider discriminator can be used to gain some further advantage. On the other hand, for a broadcasting service a 20 dB carrier ratio is not sufficient to give reasonably interference-free reception. This may seem an incredible statement when Fig. 1 shows that a signal-to-interference ratio of some 55 dB occurs for a 20 dB carrier ratio. But that is the startling thing revealed by experiments on co-channel interference—the small amount of it, in terms of audio power, that can spoil reproduction, particularly of music; this is true whether or not the modulation on the unwanted carrier corresponds to the same programme. Now Fig. 1 shows that for an unwanted carrier at or below the -20 dB level the various arrangements differ in performance by no more than 1 dB. This includes a narrow-band discriminator with an a.m. suppression ratio³

³ The a.m. suppression ratio used here is defined as the ratio of the output due to the f.m. to that due to the a.m. when a signal having 40% a.m. at 2,000 c/s simultaneously with ± 30 kc/s (40% of 75 kc/s) f.m. at 100 c/s is fed to the receiver. Its measurement has been discussed by G. G. Johnstone in the August 1957 issue of *Wireless World*, p. 378.

of about 30 dB, since it performs substantially as shown by curve (3).

Should the a.m. suppression ratio be less than 30 dB the story is rather different. Extra interference is produced for all carrier ratios. This is because, when an audio-frequency beat is produced, it is not only the phase modulation of the resultant of the two carriers that matters; amplitude modulation also can contribute appreciably to the interference at the receiver output.

Multi-path Distortion.—Another phenomenon closely related to co-channel interference is distortion arising from multi-path propagation. With a very large path difference, in fact, the physical conditions are virtually the same as for co-channel interference when there are two stations some distance apart broadcasting the same programme. Fortunately, this has been anticipated in f.m. station planning since (without allowing for any further advantage possible by a directional aerial) it is intended to secure a carrier ratio of at least 20 dB between co-channel stations for 99% of the time when in the appropriate service area. It is not surprising, therefore, to find that a delayed signal some 20 dB below the direct signal causes distortion when the path difference is greater than about 5 miles. This distortion is particularly noticeable on piano music. It changes somewhat in character as the path difference changes from, say, 20 miles (when it takes the form of a fizzy noise like co-channel interference) down to 5 miles (when it becomes almost indistinguishable from the effect of something loose in the loudspeaker). It should be added that the shorter the path difference (below about 20 miles) the larger the delayed signal that can be tolerated, so that reflections with only 1 mile or less path-difference must exceed a half of the direct signal in amplitude to give appreciable distortion. This is because the frequency of difference between the direct and delayed signals arriving at the receiver can no longer be very great, and so a frequency high compared with that of the modulation cannot be produced. This subject has been discussed more fully by M. G. Scroggie in a previous issue⁴.

Regarding co-channel interference and multi-path distortion, experience has shown an a.m. suppression ratio of 35 dB to be a good target to aim at in receiver design; given this, receivers with discriminators of ordinary bandwidth will not *under conditions applicable to broadcasting* show appreciably greater interference than a more elaborate receiver. Any interference will be predominantly that corresponding to the audio component of the phase modulation of the resultant signal. Further improvements in difficult situations must rely on suitable orientation of a directional receiving aerial.

Impulsive Interference.—Turning now to impulsive interference, Fig. 2 gives the result of measurements using the experimental receiver with full limiting. Short impulses of controllable amplitude were applied to the input of the receiver at a constant rate, a fairly high rate (2,500 per second) being used to facilitate measurement of the interference when using impulses of small amplitude. They were applied in the presence of a f.m. carrier to which the receiver was tuned. The output power due to the

⁴ See "F.M. Multi-Path Distortion," *Wireless World*, December 1956, p. 578.

impulsive interference has been plotted against the amplitude of the impulses.

The difference in performance of the two discriminators is small, being no more than a few decibels at all levels of interference. Moreover, for repetition rates met in practice, the amount of interference heard when the impulse amplitude is less than the peak carrier amplitude is not serious. The region of importance is therefore when the impulses are greater than the threshold value marked in Fig. 2, and there the wide-band discriminator gives slightly more interference than the discriminator of conventional bandwidth. The effect of reducing the a.m. suppression ratio is not shown here; a moderate reduction merely gives a more gradual step at the threshold. Generalizations in the case of impulsive interference are difficult to make since factors other than discriminator bandwidth and a.m. suppression

put of the ideal limiter, being purely f.m., has side-band amplitudes which are symmetrical about the carrier frequency (principally two equal components at ± 200 kc/s relative to the carrier in the case being considered). With an ordinary Foster-Seeley discriminator one diode is mainly sensitive to the component 200 kc/s higher than the wanted carrier in frequency, and the other to the component 200 kc/s lower. The contributions of the diode circuits to the final output are of opposite polarity. With no modulation on the wanted carrier the extra outputs of the diodes due to interference should, by symmetry, be equal in magnitude and therefore cancel. This will apply even when the interfering carrier varies in frequency or amplitude due to modulation. With deviation of the wanted carrier frequency the situation is not so straightforward, and cancellation will not generally be complete.

In practice we may say that besides i.f. selectivity, various departures from the ideal both in limiter performance and in symmetry of the discriminator play a part in adjacent channel protection. More experimental work is needed to be able to decide how important these are. There is as yet no evidence that the use of a wide-band discriminator will help with this form of interference; in fact its greater sensitivity to ± 200 kc/s components may result in more interference for a given degree of symmetry. There would seem to be a good case, however, for a limiter which is efficient in suppressing amplitude fluctuations up to a few hundred kilocycles per second. This will make the best of available selectivity though, as stated above, an improvement in the i.f. selectivity curve is always capable of giving less interference. A slope of the amplitude response curve of the i.f. stages at 200 kc/s from the carrier frequency can play a part by causing the effective strength of the interfering carrier to vary as it is deviated by modulation; the shape of the response curve as well as the attenuation at the adjacent channel frequency must therefore be considered.

Conclusions.—A wide-band discriminator reduces co-channel interference only when the unwanted carrier is comparable in strength with the wanted carrier. This means that in conditions where the improvement due to the wide-band discriminator is becoming important the background interference is then too high for a satisfactory broadcasting service. Expressed in another way, a significant improvement using a wide-band discriminator is achieved only when the wanted-to-unwanted carrier ratio is less than about 6 dB. But it is not until an interfering transmission or a long-delayed echo is more than 20 dB below the wanted signal that reproduction becomes sufficiently free from background noise or distortion to be acceptable for a broadcasting service; in certain critical cases a carrier ratio greater than 30 dB is needed to avoid noticeable effects. Moreover the limited improvement mentioned above can be achieved only at the expense of considerable complication in the receiver; for optimum performance of a wide-band discriminator the a.m. suppression ratio must be at least 50 dB.

On the other hand if conditions are restricted to those encountered in broadcast reception a narrow-band discriminator and an a.m. suppression ratio of 35 dB are generally satisfactory, and no significant improvement is to be obtained from a wide-band discriminator and increased a.m. suppression. A practical point worth noting here is that a.m. sup-

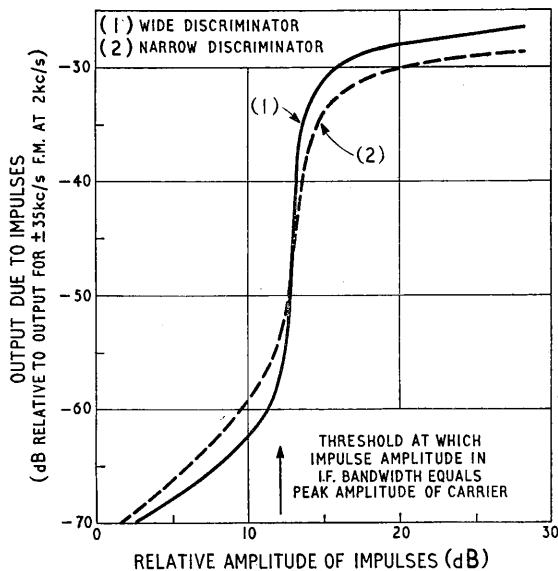


Fig. 2. Input/output characteristics for impulsive interference. The measurement was made in the presence of a carrier with ± 30 kc/s f.m. at 50 c/s, the 50 c/s output being eliminated by a high-pass filter. The impulse repetition frequency was 2.5 kc/s.

ratio are involved. For example, some receivers employing a ratio detector have been found less susceptible to impulsive interference than a receiver with a limiter and a Foster-Seeley discriminator, although the measured a.m. suppression ratio was inferior in the ratio detector receivers. A limiter before a ratio detector does not necessarily lose this advantage under impulsive interference conditions, and can improve the performance with other forms of interference.

Adjacent-channel Interference.—Adjacent-channel interference (due to a transmission with a carrier frequency differing by 200 kc/s from the frequency of the wanted carrier in the case of broadcasting) can of course always be reduced by improvements in the i.f. selectivity. The selectivity should be sufficient to ensure that the interfering carrier is fairly small compared with the wanted carrier at the stage where limiting takes place. Then a good limiter and a symmetrical two-diode discriminator can in theory provide good protection. This is because the out-

pression may vary considerably with small changes in tuning in the case of some receivers. A receiver should therefore be designed to ensure that the suggested a.m. suppression ratio is reached or exceeded when tuned under normal conditions, since it is seldom practicable to tune for best results in the presence of co-channel interference or multi-path distortion.

Regarding other forms of interference, several aspects of receiver design are usually involved and

the importance of some of these are still being studied. But there does not appear to be any clear advantage in using a wide-band discriminator and in one case at least (impulsive interference) its performance appears, if anything, to be poorer than that of more conventional arrangements.

I am grateful to various colleagues for their helpful discussion, in particular Mr. J. G. Spencer who also made available the experimental results which form the basis of the curves of Figs. 1 and 2.

ИСКУССТВЕННЫЕ СПУТНИКИ ЗЕМЛИ | ARTIFICIAL SATELLITES OF THE EARTH

Observations by Radio on the First Transmitters Beyond the Ionosphere

THERE was great excitement in the world of radio on October 5 when it was learnt that the Russians had launched their first satellite. In spite of much previous discussion on the reception of satellite signals*, the actual event took everyone by surprise. Observing stations were hastily improvised from existing equipment by amateurs and professionals alike. The B.B.C. used their listening station at Tatsfield, the D.S.I.R. their radio research establishment at Slough, and the G.P.O. their measuring stations at Baldock and Banbury. At the same time the radio astronomers at Cambridge and Jodrell Bank worked furiously to rig up equipment for precise position-finding measurements on the actual track of the satellite, while similar measurements were started immediately by the Royal Aircraft Establishment, Farnborough, and at Malvern by the Royal Radar Establishment. Between these official organizations and the many amateurs who made observations were bodies like the British Astronomical Association, whose Radio Section took recordings of the signals at their small station at Clacton.

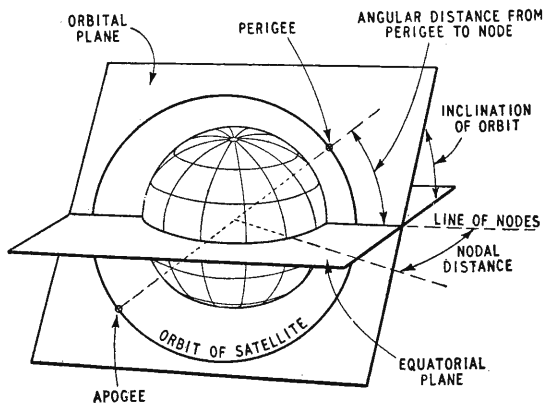
Nobody in this country was prepared for the use of 20Mc/s and 40Mc/s as the transmission frequencies because it was expected that the American satellite, using 108Mc/s, would be the first to be launched. This state of unpreparedness should never have existed, however, for the frequencies were published in the June, 1957, issue of the Russian journal *Radio*, which is available in this country, and were officially notified to the Royal Society in the following August. The June issue of *Radio* contained two articles (from the first of which our title is reproduced) mainly giving advice to amateurs for observing the satellite. The first begins:—

“During the course of the International Geophysical Year it is intended in the U.S.S.R. to launch

a number of artificial satellites of the earth, equipped with radio-transmitting apparatus. Radio observers of the signals from these satellites will make it possible to obtain fresh data regarding the structure of the ionosphere and to determine with accuracy the size, shape and position of the orbits of the satellites, and also to draw conclusions regarding the processes and occurrences taking place in the satellite during the course of its flight.”

The second article mentions the use of two radio transmitters “having frequencies of approximately 20Mc/s and 40Mc/s, and the power of the transmissions will be approx. 1W. These transmitters will operate continuous over a long period (this period being limited by the sources of electrical power contained in the satellite). Consequently, the special radio reception points as well as radio amateurs throughout the whole of the territory of the Soviet Union as well as countries abroad will be able to receive time and time again the radio signals

Fig. 1. Elements of the orbit of an artificial satellite. (Reproduced, with acknowledgments, from *Radio*.)



* Going back as far as 1945 in this journal. See, for example, “Extra-Terrestrial Relays,” by Arthur C. Clarke, October, 1945, issue.

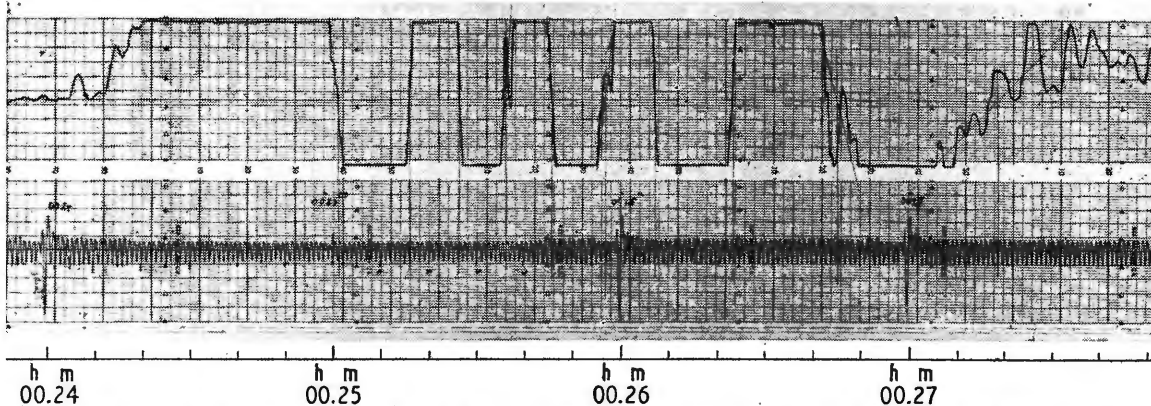


Fig. 2. Record of interferometer output taken from Sputnik I's 40-Mc/s transmission at Cambridge on October 6. The lower waveform is a timing reference, and the 1-minute and 10-second intervals are shown on the scale below the chart.

transmitted by the equipment mounted in the satellites.

"The signals given out by the transmitters in the satellites will be similar to telegraphic strokes having a length of from 0.05 to 0.7 seconds. The transmission will be arranged to proceed in such a manner that one transmitter will be heard during the interval in the transmission of the other."

Of course, we know now that the actual pulse duration was approximately 0.3 second, on both frequencies in the first satellite and on 20Mc/s in the second satellite. Moreover the frequencies proved to be 20.005Mc/s and 40.002Mc/s—the increments of 0.005 and 0.002 being made probably in order to generate audio beat frequencies of 5kc/s and 2kc/s with local oscillations of 20Mc/s and 40Mc/s at the ground receiving stations. We know also that the 23-inch aluminium-alloy sphere of the first satellite carried four projecting rod aerials of 2.4-2.9 metres in length, which were folded back against its body during the flight in the rocket but afterwards swung out on swivels to their correct positions. The 184-lb weight of Sputnik I was said to have been largely made up by the weight of the batteries, which have been estimated as supplying a power of 10-30 watts.

The second satellite is reported by the Russians to contain a great deal more telemetering equipment—for measuring temperature and pressure, cosmic rays, electromagnetic radiation from the sun in the short-wave, ultra-violet and Röntgen regions, and also various physiological parameters from the passenger dog. Very little is known at present on the precise method of modulating all this information on to the radio frequencies, but it is likely that some time-sharing system is used, even though two carriers are available.

Pulse Recurrence Frequency

In Sputnik I, it was stated by the Russians that the mark/space ratio of the pulses was modulated and also "the frequency of the telegraphic messages". Whether this meant the radio frequency or the pulse recurrence frequency was not clear. The B.B.C. at Tatsfield noted a gradual increase in p.r.f. from 108 pulses per minute to 150 per minute before the keying on 20Mc/s stopped altogether on October 7. In the second satellite the keying on

20Mc/s stopped on November 3, leaving both transmissions in continuous operation.

Most people are by now familiar with the general nature of the orbits of the two satellites, but before passing on to the radio astronomy measurements it may be as well to look briefly at the basic astronomical parameters involved. For this purpose we quote from the June issue of *Radio* mentioned earlier.

Elements of the Orbit

"In consequence of the ellipticity of the orbit, the height of the satellite from the earth will vary during one revolution; the point at which the height of flight is maximum is called the *apogee*, whereas the point of minimum height is called the *perigee*. In order to be able to determine completely the shape, size and position of the orbit of such a satellite, it is sufficient to have a knowledge of five different magnitudes (Fig. 1): the height of the perigee, the height of the apogee, the inclination of the orbit (i.e. the angle which the plane of the orbit makes with the plane of the equator), the distance between the nodes (i.e., the angle which the line crossing the orbital plane and the equator makes with a given celestial line also lying in the plane of the equator—the line fixed by the vernal equinox) and, finally, the angular distance between the perigee and the node.

"These magnitudes are called the elements of the orbit; they provide the fundamental data required for determining the number of revolutions within a 24-hour period. They will have to be determined as many times as possible in order to ascertain the variations which will occur in the satellite's orbit† before it reaches the point at which it begins to fall rapidly and finally disintegrates.

"... The orbital plane of the satellite does not share in the rotation of the earth, whereas the observers, who are located on the surface of the earth, naturally follow the rotation of the earth from west to east. . . . During the time of one rotation of the artificial satellite (which will probably be approximately 1.5 hours) an observer located on the equator would be moved 2500 km towards the east,

† "As a result of the resistance of the atmosphere and also as a result of deviations of the pull of gravity from a central direction, the elements of the orbit will be gradually altered."

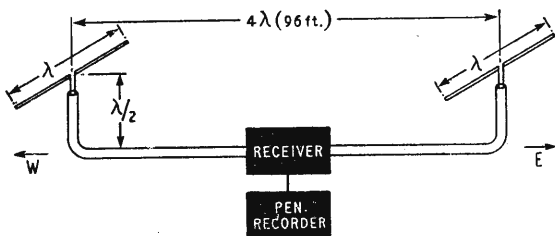


Fig. 3. Schematic of the 40-Mc/s interferometric aerial system at Cambridge. It was actually modified from a 38-Mc/s radio telescope used on radio stars.

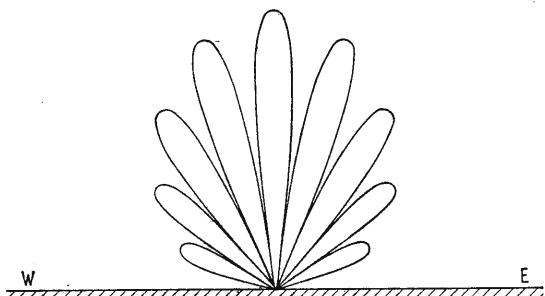


Fig. 4. General form of the interference-pattern type of polar diagram produced by the spaced aerial system in Fig. 3.

whereas an observer situated at a latitude of 45° would be moved 1760 km and an observer situated at a latitude of 60° would be moved 1000 km. The northern and southern limits of observation are determined by the inclination of the orbit of the satellite, which defines how far the satellite will move either to the north or to the south. During every period of twenty-four hours the artificial satellite will make 16 revolutions round the earth and in so doing will make, as it were, a regular pattern or 'network' over the earth's surface. The satellite to be launched in the U.S.S.R. will travel in such a manner that it will pass over practically every inhabited region of the earth.

"The time during which it will be possible at any given point on the earth's surface to pick up radio signals from the artificial satellite will be determined by the speed of the satellite (8 km per second) and the greatest distance at which it is possible to receive the signals transmitted. The time for receiving signals will probably last for several minutes."

The "several minutes" in the last paragraph is illustrated in practical terms in Fig. 2, which is one of the first recordings of Sputnik I's signals taken at the Mullard radio astronomy observatory at Cambridge. It was obtained at night in the first hour of October 6, and occupies a total time scale of nearly 5 minutes. This record is actually the output of a receiver fed from interferometric type of aerial system of the kind already described in *Wireless World*.[‡] Two spaced dipoles are used, as shown in Fig. 3, giving an interference pattern consisting of multiple lobes as in the polar diagram Fig. 4. A source of signals like a satellite passing through this pattern therefore produces an output from the receiver which goes through maxima and minima of the kind shown on the record.

[‡] "Radio Astronomy," July, 1951.

At any particular height above ground a plan view of the minima between lobes in Fig. 4 takes the form of a hyperbolic pattern, as shown in Fig. 5. The actual positions of these lines are established of course, from a knowledge of the geometry and geographical positioning of the aerial system (which is arranged on an accurately surveyed east-west line). Similar hyperbolic patterns can be drawn for all heights above ground. Thus, from the time intervals between minima on the Fig. 2 record and the roughly known velocity of the satellite (derived from the period of rotation), it is possible to calculate a series of points with particular spacings on a straight line that will fit on to one of the hyperbolic patterns. In this way the track of the satellite relative to the aerial system can be found, as shown in Fig. 5, while the hyperbolic pattern in use will give the height.

Measurements of this kind were made not only at Cambridge (on the 40Mc/s transmission) but also by the Royal Aircraft Establishment and the Royal Radar Establishment, both of whom used crossed interferometric aerial systems. All three establishments in addition took measurements of the changes in frequency produced by the Doppler effect. The results were used for calculating the velocity of the satellites and also for obtaining ranges from which the tracks could be obtained for correlation with the interferometric methods. To explain how the Doppler method is used to obtain this velocity and range information we again give a direct quotation from the *Radio* articles.

"The Doppler effect is concerned with the variations in frequency which are produced when the transmitter and receiver approach one another or move further apart from one another. The known principle is that when the source of the waves and the receiving station approach one another the frequency observed is higher than the emitted frequency. Conversely, if the transmitter and the receiver are receding from one another, the frequency as received will be lower than that emitted.

"The speed of approach or recession of the satellite will vary according to a special pattern on account of the elliptical shape of the satellite's orbit. It will readily be seen that it is not merely a ques-

(Continued on page 577)

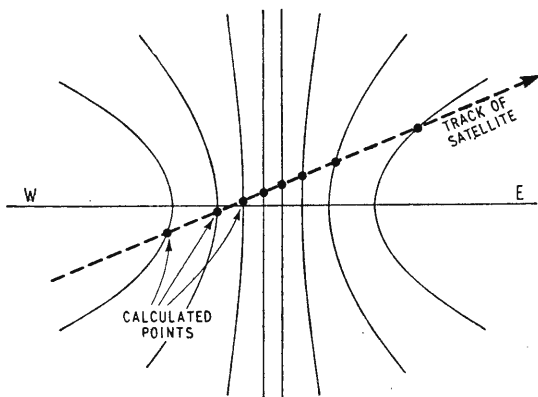


Fig. 5. Plan view of a horizontal plane cutting through the interference pattern in Fig. 4 at a particular height. The hyperbolae represent the minima between lobes. The calculated points are fitted to these hyperbolae to give the track of the satellite.

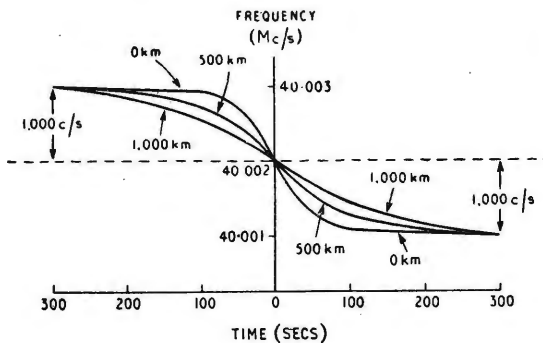


Fig. 6. Curves showing change of received frequency with time produced by the Doppler effect as a satellite approaches and recedes from the receiving station. The three curves represent transits at different ranges. The transmitted frequency is 40.002Mc/s. (Reproduced from Radio.)

tion of approaching in a straight line at constant velocity and then passing the observer station and receding at the same constant velocity. The speed in relation to the receiving station will vary according to the angle of the particular section of the orbit in relation to the point of observation. When the angle between the direction of movement of the satellite and the direction of the waves received by the receiving station is greater than 90° , the satellite commences to recede from the receiver; the velocity of this motion of recession gradually increases and reaches its maximum before the signals cease altogether. At first the signal will be found to have its maximum frequency, and then when the satellite gets near to the reception point the frequency will decrease somewhat, and finally, when the satellite is moving away from the observer, the frequency will decrease down to the minimum. This is shown in diagrammatical form in Fig. 6.

"The period during which the frequency change due to the Doppler effect will be noted will last for two to three minutes and consequently it is essential to be ready for measuring any differences before the satellite comes into range."

At Cambridge the frequency changes were measured by heterodyning the incoming satellite frequency of 40.002Mc/s with a local 40-Mc/s oscillator and comparing the resultant audio beat note with an equivalent signal from a calibrated variable a.f. oscillator. The comparison of audio frequencies was done by ear and by keeping a Lissajous figure stationary on a c.r. tube display. Readings were taken at 3-second intervals, to obtain graphs of the kind shown in the Russian diagram Fig. 6. As indicated, the total frequency change on 40.002Mc/s was about 2kc/s, taking place over periods of about 2 to 10 minutes or more, depending on the range. It will be noticed that the frequency transition occurs rapidly at short ranges and slowly at long ranges.

From the Doppler law relating the rate-of-change of the curve to the distance of the observer it is possible to calculate the actual range of the satellite on a particular transit. Measurements on two successive transits will then give the track and height by triangulation. At Cambridge the results of these Doppler observations were combined with those of the interferometric methods, and, as is well

known, figures for the various parameters illustrated in Fig. 1 were obtained with extreme accuracy.** The inclination of the orbit was found to be within ± 10 minutes of arc, for example, the period of rotation to within ± 0.3 seconds and the heights at the apogee and perigee to within ± 10 kilometres. This was a remarkable achievement.

When the signals from Sputnik I ceased, greater attention was naturally focused on the radar observations. These were made at the Jodrell Bank radio astronomy establishment, using the giant 250-ft diameter radio telescope, and at the Royal Radar Establishment, Malvern, with a new 45-ft radio telescope.


Ranges by Radar

Jodrell Bank operated with two radar transmitters. The first, on 36Mc/s, had a peak power of 10kW, a pulse duration of $150\mu\text{sec}$ and a p.r.f. of 75 per second. The second, working on 120Mc/s, also had a peak power of 10kW, with a pulse duration of 2msec and a p.r.f. of 10 or 20 per second. When observations were made on the orbiting rocket belonging to Sputnik I, the range of detection on 120Mc/s was limited only by earth curvature, and adequate signal/noise ratios were obtained at ranges of over 900 miles. The pencil beam of the 250-ft paraboloid has a calculated angular width of about $2^\circ\text{-}3^\circ$ at 120Mc/s and about 8° at 36Mc/s, while the calculated power gains at these frequencies are respectively 6,500 and 600. A much finer pencil beam was used at Malvern—only 0.5° in angular width—obtained with a frequency of 3,000Mc/s. Here, ranges of over 800 miles were reported on the rocket.

At the D.S.I.R. station at Slough and the B.B.C. station at Tatsfield, some interesting observations were made on the maximum ranges at which the satellite signals could be heard. With Sputnik I the signals were received for about 30-35 minutes on each satellite transit, which suggested that they were coming from far beyond the optical horizon (about 2,000 miles range) where one would not normally expect to hear them. In fact the range was about 4,000 miles. The probable explanation for this

** See for example "Radio Observations of the Russian Earth Satellite," *Nature*, November 2, 1957.

The 250ft steerable radio telescope used at Jodrell Bank Experimental Station for observing the satellites by radar techniques.



is, of course, that the waves from the satellite transmitter were refracted by the ionosphere (through which they would pass from outside) in such a way as to bend them round the curvature of the earth. The ionosphere was also no doubt responsible for the curious short burst of 20Mc/s which usually occurred before the main signal was received. At Slough most of the measurements were, in fact, done on 20Mc/s because of the greater effect of the ionosphere on that frequency. At Cambridge, on the other hand, they used mostly 40Mc/s in order to avoid the inaccuracies introduced by the ionosphere in the position-finding measurements.

Signal Strengths

Many different aerials were pressed into service by the B.B.C. at Tatsfield—open-wire types, horizontal rhombics, double rhombics, vertical "V"s, short-wave stacks—while receivers were standard communication types with beat frequency oscillators. Both signal-strength and frequency measurements (for Doppler calculations) were made. With the first satellite the signal strength was occasionally as high as $35\mu\text{V/m}$ during the first few days, but most of the time was only just above noise level. The signal from the Sputnik II was much weaker, as might be expected from the greater range, and was generally less reliable.

The variations recorded in the signal strength were, in fact, one of the most complex aspects of the satellite transmissions. There were several different periodicities in these fluctuations and a number of possible reasons for them. The report from Cambridge in *Nature*** mentions three likely effects: (a) rotation of the radiation patterns of the satellite's aerials by the spinning of the satellite; (b) changes of polarization in any plane-polarized component of the transmitted signal also produced by the spinning of the satellite; (c) changes of polarization caused by Faraday rotation†† in the ionosphere resulting from the earth's magnetic field. The June issue of the Russian journal *Radio*, incidentally, comments on the expected variations as follows:—

"... At some points in its movement the aerials of the satellite will be located in such a way that the wireless waves reaching the aerial of the receiving station will have a circular polarization. At other times the aerials fitted to the satellite will be pointing straight in the direction of the receiving aerials of the observer station, so that the waves reaching the receiving station have a linear polarization."

To distinguish between these possible effects the Cambridge observers fitted up receiving aerials with mutually perpendicular planes of polarization. It was then found that the fading patterns on the two aerials differed in phase by $\pi/2$, showing that the rotation of the plane of polarization was the most important cause of the signal fluctuations. To distinguish between the rotation due to spinning and that due to the Faraday effect, they made observations of the fading periodicities on both 20Mc/s and 40Mc/s. The significance here is that the Faraday rotation is proportional to the square of the wavelength, and, therefore, produces more rapid fading on 20Mc/s than on 40Mc/s. The fading due to the spinning of the satellite, however, is independent of frequency.

Curves have been plotted of several of the period-

icities of fading against G.M.T. for both the 20-Mc/s and the 40-Mc/s signals. The two curves for a particular satellite transit coincide more or less exactly if the periodicity scale on 20Mc/s is arranged to represent values four times as big as those on the 40-Mc/s periodicity scale. In other words, at twice the wavelength the fading periodicity is quadrupled—which shows that the periodicity is proportional to the square of the wavelength and supports the hypothesis that some of the fading is, in fact, due to Faraday rotation.

The Cambridge observers also say in *Nature* that their fading periodicity measurements indicate that Sputnik I was spinning at seven revolutions per minute. It has been noticed that this spin fading is accompanied by a marked irregularity in the Doppler curves. The effect, they say, may be caused by the periodic reversal of the sense of the circularly polarized component of the transmission as the satellite spins.

The Faraday rotation measurements, among others, are likely to be of great value in the studies of the ionosphere which form part of the International Geophysical Year programme. As an example, the electron density of the ionosphere is of great interest. The angle of rotation of the plane of polarization of the transmitted wave is determined by the total number of electrons along the "line-of-sight" path to the receiving aerial. Consequently, as the satellite moves along its track the length of the path through the ionosphere changes and also the number of electrons. This in turn produces a change in the angle of rotation of the polarization, giving an alteration of signal strength at the ground receiving station. Knowing the track of the satellite and the inclination of the earth's magnetic field to the "line-of-sight" path, it is possible to find the rate of change of electron content along this path.

Ionospheric Refraction

The existence of radio transmitters above the ionosphere at varying heights and at varying angles of elevation make possible other types of investigations. To quote again from *Radio*: "It must also be borne in mind that the signals received from the artificial satellite will have had to pass right through the ionosphere and in so doing will doubtless be subjected to refraction, both on entering and on leaving the ionosphere. . . . In turn, the amount of this refraction will depend upon the wavelength, so that the data received from all sources regarding the reception conditions of both signals on their different wavelengths will, when properly collated, supply further information regarding the structure of the higher strata of the earth's atmosphere."

As an example of this, the Cambridge workers mention in *Nature* measurements which allow the angle of refraction of the waves to be found at different angles of elevation. The angles of arrival of the 20-Mc/s and 40-Mc/s signals are measured by comparing the apparent times at which the source crosses the minima lines of similar interferometers working on these respective frequencies.

Preliminary measurements of this kind have already been done at Cambridge. They mark the beginning of a new era of scientific study, which has only been made possible by the tremendous technical achievement of planting these radio stations in space beyond the ionosphere.

†† A brief explanation of Faraday rotation was given in the December, 1956, issue, p. 595.

Satellite Observations for Amateurs

By O. J. RUSSELL,* B.Sc. (Hons.), A.Inst.P.

THE use of frequencies of 20 to 40 Mc/s in the Russian satellites opened up the possibility of large-scale amateur observations with gear already to hand in most amateur stations. It is hoped that some American satellites will also employ such frequencies in view of the larger numbers of amateurs who may participate. The original announcement that the American satellite project would use minimum power transmitters, requiring specialized aerial systems and very low noise-factor 108-Mc/s receivers, and would use equatorial orbits that would prevent any reasonable possibility of reception in these latitudes, had discouraged British satellite observing programmes. The Russian launchings have altered this situation drastically, and lead to the hope that American satellite projects will also enable observers to participate with easily obtainable equipment.

Receiving equipment for 20 Mc/s may be almost any type of conventional communication receiver. If well warmed up, such receivers will be stable enough for the Doppler shift measurements of velocity. A better solution is the use of a crystal-controlled converter (see Fig. 1), enabling the communication receiver to be used on a low frequency band—say 3 Mc/s, where stability will be enhanced, thus facilitating Doppler measurements. For 40 Mc/s a similar converter is ideal, and had information on frequencies been generally known, many such equipments would have been in use. However, most amateurs were able to utilize the 20-Mc/s channel straight away. For possible 108-Mc/s observations, a low noise crystal-controlled converter of the type used for 2-metre reception would be suitable. Such converters may be adapted from existing 2-metre converters.

Aerial systems may have any degree of complexity. A simple vertical aerial is ideal for Doppler and general long-range observation of the satellite signals. The all-round low-angle polar diagram of a vertical aerial is very suited to this work. The vertical may consist of a 12-ft vertical rod or wire, coaxially fed, and may be elaborated into ground-plane and similar aerial types. Tracking the satellites by the use of a rotating beam array is unlikely to be very accurate or satisfactory by "peaking" for maximum signal strength. However, by tracking on the minimum signal in an "end on" null, even a simple rotary dipole may be satisfactory. With conventional 21-Mc/s beams, it will often be found that the beam "works backwards," owing to the reflector becoming in effect a director on the lower frequency.

A simple minimum radio interferometer is shown in Fig. 2. For a vertical transit of the satellite, this will give three null positions, and ideally these are sufficient, if the velocity is known from Doppler measurements, to fix uniquely the height and track of a satellite. For other than a vertical overhead transit, the central null will lie on a straight line

but the other nulls will lie on hyperbolæ, as already shown in the previous article. If space is available greater separation of the dipoles of the interferometer may be used, so that more nulls may be obtained and the track fixed more certainly.

For the practical arrangement, triply folded wire

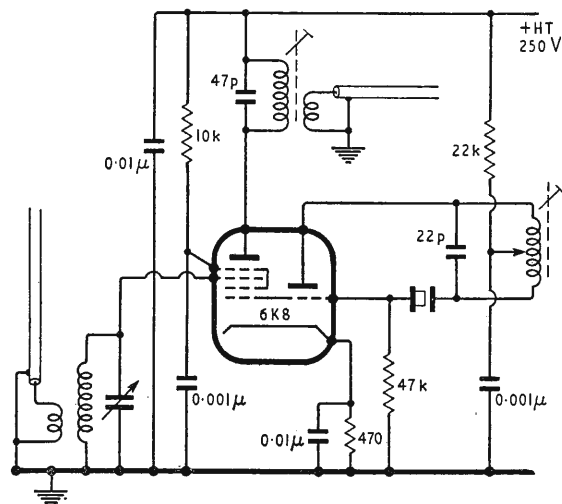


Fig. 1. A simple crystal-controlled mixer stage may be used as a frequency converter. A Squier type of overtone oscillator using the third harmonic will function with ordinary production crystals. For a 4-Mc/s i.f. a crystal with a 5.333-Mc/s fundamental will serve for 20-Mc/s reception, and a 12-Mc/s crystal will serve for 40 Mc/s. For optimum results an r.f. stage should be used in front of the mixer stage.

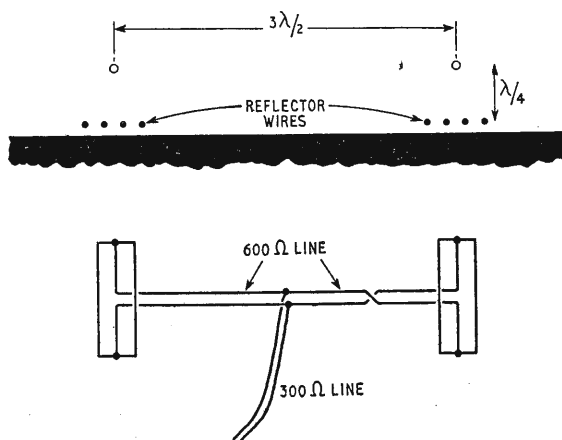


Fig. 2. Schematic of a simple interferometer aerial system giving three null points. At the altitude of the satellites the two outside nulls lie on hyperbolæ as shown in Fig. 5 of the previous article on page 576.

*Amateur station G3BHJ.

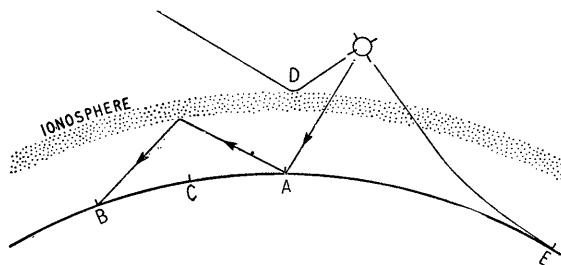


Fig. 3. Some possibilities in reception of satellite signals. At A the direct wave is received. B receives a ground and ionospherically reflected signal, while C is in a skip zone receiving no signals, as the direct ray is reflected into space at D by the ionosphere. At E atmospheric refraction extends the ground wave.

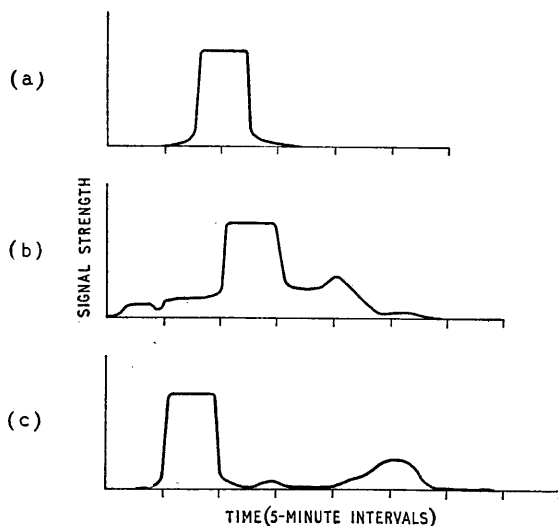


Fig. 4. Signals as received under varying ionospheric conditions. At (a) the signal is as heard with negligible ionospheric effects. At (b) some ionospheric reflection prolongs audibility. At (c) the satellite traverses a skip zone, and again peaks into good audibility after the true transit.

dipoles will match nicely into 600-Ω spaced feeder line. The feeder line should be air-spaced, using light-weight spreaders. Wax impregnated dowel rods are light and quite suitable, being somewhat more convenient than heavy ceramic spacers. The physical centre between the two dipoles is used as the point to attach a 300-Ω line to the receiver. By using the $1\frac{1}{2}\lambda$ spacing and transposing one 600-Ω feed line as shown, the simplest possible interferometer giving a central null and two other nulls, one each side of it, is achieved in a reasonably small space. Two amateurs, both using such systems in directions at right angles to each other, will be able to obtain valuable data for track estimation, on the principles already described in the previous article.

For the 20-Mc/s frequency one wavelength may be taken as 49ft. The folded dipoles should be cut to a length 5% less than this, but being inherently broad-band a round length of 47ft will be satisfactory. They should be supported a quarter wavelength above four reflector wires which are half a

wavelength long and separated by 2ft from each other. The reflector wires need only be a few inches above ground level. For 40 Mc/s these dimensions may be halved. On this higher frequency the erection of interferometers of greater spacing will be facilitated, so that more nulls may be achieved and more "zero signal" observations made to obtain more useful data.

Signal observations may be made with any degree of elaborateness, ranging from simple "listening to the signal" upwards—depending on what equipment is available. At a close transit the optical-path condition for the first satellite was some 1,500-2,000 miles in either direction, so that the transmitters were audible in direct line-of-sight for a path length of about 3,000-4,000 miles. For less close approaches optical path conditions will be shorter. Under these conditions, representing little or no ionospheric transmission and the inaudibility of the WWV transmission, the signal suddenly leaps into audibility, peaks to a very strong value, maintained almost rock steady, and then rapidly declines to a weak signal. Having thus heard the signal appear on a dead band after hours spent listening to receiver noise was an eerie and exciting experience. Generally, once the signal has appeared, a weak signal is audible for some three or four minutes after it is beyond the optical horizon, under conditions of little or no ionospheric propagation. Under "good DX" conditions, with a high level of ionospheric ionization, the signal may undergo a number of vicissitudes, as shown in Fig. 3. Under such conditions the satellite signals may be heard well in advance of transit time, and long after. Some amateurs have followed the signals for upwards of an hour. Moreover the writer has heard the signal disappear, traverse a skip zone and again peak into audibility. Cross-observations on the strengths of the 20- and 40-Mc/s transmissions may thus yield valuable information about ionospheric conditions, as mentioned in the previous article.

For Doppler shift measurements a close transit is not necessary, for at 1,500 miles range the approach is practically head-on initially, and corrections that are quite small may be made if necessary. Moreover, in these latitudes even the correction for the rotational velocity of the earth is small, and will never exceed some 500 miles per hour. Aural estimates made by setting the receiver b.f.o. to zero beat and measuring the change in b.f.o. setting over a transit are unlikely to be better than within some 30-50 c/s. Moreover the sweep of the conventional b.f.o. is too wide to enable accurate calibration to be made. A very small variable capacitor of one or two picofarads connected from the b.f.o. valve grid to earth will give a vernier control which may be calibrated in cycles to enable accurate measurements to be made. A cathode ray tube comparison system using Lissajous figures, as mentioned in the previous article, will enable measurements to be made to less than a cycle. The "conversion factor" is almost precisely 1.5 cycles per megacycle of received frequency per thousand miles per hour. A more accurate figure is 1.491 cycles. Thus, on 20 Mc/s for a satellite velocity of 18,000 miles per hour, we should observe the frequency 540 c/s high when approaching end on, and 540 c/s low when receding end on.

Finally, the unexpected must always be expected in such observations. Undue reliance need not be placed upon newspaper reports. The transmissions from WWV on 20 Mc/s precisely provide exact

timing signals—and they also provide tone plus pulse transmissions which have deluded official and other observers unacquainted with such matters that they were hearing the “bleeps” of the first satellite. The 1-Mc/s harmonic marker frequencies from a Class D wavemeter are also useful for locating the frequency, particularly as disturbed conditions have prevented WWV signals from being heard on many occasions.

Estimates of “tone” quality should also be made, as variations in this may well be due to frequency modulation telemetering. This, of course, is standard procedure, which has appeared in the popular newspapers as “mystery code signals baffle observers”. The only mystery, however, has been the calibration scale and what particular variable was being measured.

Simple Measurement of Phase Difference

By Squadron Leader
G. de VISME, B.Sc.

DIRECT INDICATION OF $\sin \theta$ BY VALVE VOLTMETER

AMONG the number of methods which exist for measuring the phase difference between two sinusoids of the same frequency are the following:—

(1) Lissajous ellipses derived from the sinusoids are displayed on a cathode ray oscilloscope, and in terms of the ratio of vertical to horizontal extent thereof, the phase difference can be calculated. The amplitudes of the sinusoids have first to be equalized. The determination of which is the leading sinusoid presents a further problem.

(2) The phase of one sinusoid is advanced or retarded as necessary to bring it into phase, or anti-phase, with the other; the control for doing this may be calibrated directly in degrees.

(3) The sinusoids are separately squared, the resulting square waves added, and the final waveform rectified. The d.c. level of the rectified sum depends on the phase difference of the sinusoids, being zero for 180 degrees phase difference and a maximum for zero phase difference. The square wave amplitudes have to be equal to start with. Again, ambiguity exists as to which wave leads which.

(4) A modification of (3) exists whereby the square waves are differentiated, the resulting pulse trains being used respectively to switch each valve of an Eccles-Jordan relay. The mean

anode current of one or other of the valves is proportional to the angle of phase difference. Once again there is ambiguity as to which sinusoid leads which.

(5) One sinusoid is fed into a phase splitter, the two outputs of which (whose amplitudes must be equalized) are fed one to each of the anodes of two diodes connected as a balanced modulator. The other sinusoid is fed equally to each anode. The net output across the two diode loads in series is a (rather complex) function of the phase difference.

The above methods all suffer from one or more defects—either they are complicated, or frequency-sensitive, or the output bears a complex relation to the phase difference, or there is ambiguity as to which is the leading wave.

Basic Theory

The method to be outlined has the advantage of extreme simplicity and is, in theory at least, almost independent of frequency. The ambiguity as regards lead or lag still occurs, but a comparatively simple addition is suggested which avoids this. Using a phase-shifting device consisting of accurately measured components so as to give an

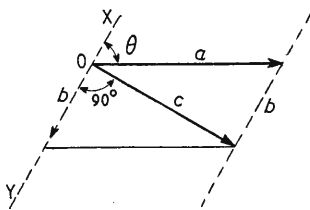
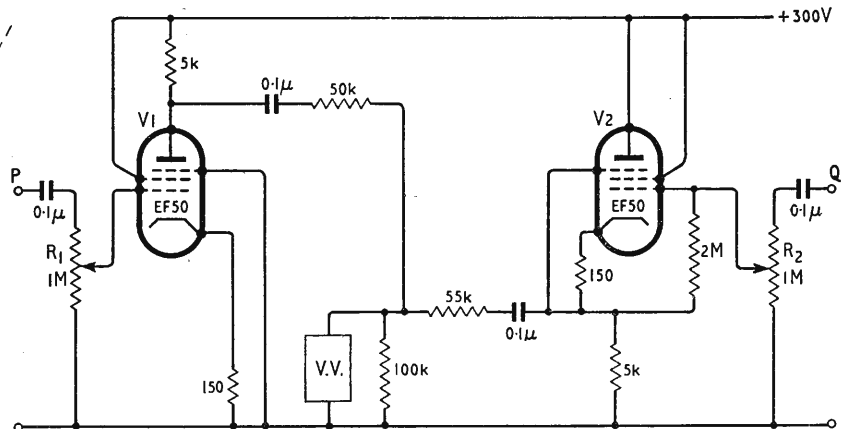


Fig. 1. Vector diagram of measurement procedure.

Right: Fig. 2. Circuit for the measurement of phase difference.



accurately known phase shift, the measured phase difference tallied with the calculated value to within less than 1% in the range 100 to 2,000 c/s.

Suppose the two sinusoids differ in phase by less than 90 degrees; then, if one is reversed in phase and added to the other, its amplitude may be adjusted to make the amplitude of the resultant a minimum. If the un-reversed signal is initially adjusted to yield a deflection of 1 on a valve voltmeter, the minimum resultant will give a deflection of $\sin \theta$, where θ is the phase difference.

Thus, in Fig. 1, let a be the generating vector of one of the sinusoids, and let OX be the direction of the generating vector of the other, so that OX makes an angle θ with a . The vector along OX will, after phase reversal, lie along OY. Its length has to be adjusted so that its vector sum with a has least length; let it be b when so adjusted. For the resultant c to be of minimum length it must lie at right angles to XY, this giving the shortest path between the two parallel lines shown dotted in Fig. 1. Thus in the right-angled triangle so formed $c/a = \sin \theta$. Evidently, had the direction OX lagged a by θ , exactly the same condition would have obtained—hence the ambiguity.

A Practical Circuit

The required circuit is shown in Fig. 2. It is seen that the addition takes place in the common resistance (100 k Ω). V1 is the phase reversing valve, while V2 is a cathode follower, with a very large input and a very small output impedance. Two points have to be observed in connection with the circuit. In the first place, the phase shifts introduced by the respective input networks, whilst necessarily not zero, must at least be equal. Secondly, for accurate addition, the total impedances of the series arms of the adding network must be equal in both magnitude and phase—hence the resistance values.

The operation is as follows:—

- (i) Connect the sinusoid sources respectively to points P and Q.
- (ii) Turn the potentiometer R_1 to zero and adjust potentiometer R_2 so that the reading on the valve-voltmeter is 1, or if possible 10, volts.
- (iii) Adjust R_1 till the reading on the valve-voltmeter is at a minimum. This reading is $\sin \theta$

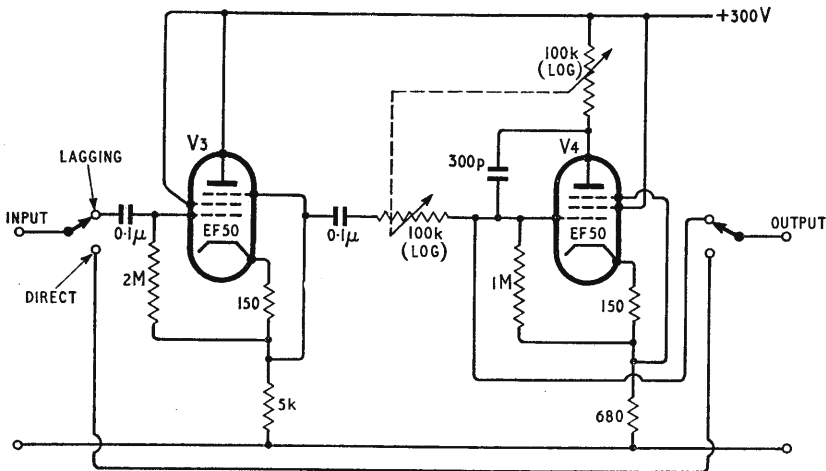


Fig. 3. Additional circuit to secure a small known phase lag.

or $10\sin \theta$, according to the original reading on the meter.

To decide whether θ is a lead or a lag, a small phase lag is introduced into the input to P by the circuit shown in Fig. 3, and the control R_1 is adjusted to give a new minimum. If the new minimum exceeds the original, the input to P lags the input to Q, and vice versa.

If θ is large, say 85°, it is possible that no new minimum will be attainable after introducing the lag—even with R_1 set at zero. This implies that the input to P lags that to Q by 85°. Had the reverse been the case, introducing the lag would have caused a drop in the minimum.

For θ very small, say 2°, it is very hard to decide for certain whether it is a lead or a lag by comparing the minima before and after the added phase lag, since the minimum is so small anyway. The phase-lagging device can be set to give only a very small lag indeed—comparable with 2° in fact—and its effect on the value of the minimum is then just detectable.

In Fig. 3, V3 is a cathode follower, while V4 is a Miller valve presenting an input capacity equal to $(1+A)$ times the anode-grid capacity, i.e. $(1+A) \times (300 \text{ pF})$. The series potentiometer (100 k Ω) and the 100 k Ω potentiometer in the anode circuit of the Miller valve are ganged, and are both logarithmic. The RC circuit producing the phase lag therefore has its R and C simultaneously variable. The resistance of either potentiometer can be accurately controlled from about 1 k Ω to 100 k Ω , and so a given phase lag, say 10°, can be derived at any frequency from 10 c/s, say, to $10^4 \times 10 \text{ c/s} = 100 \text{ kc/s}$, with one sweep of the dial. This dial is accordingly calibrated logarithmically in frequency from 10 c/s to 100 kc/s, so that at a given setting, say 1 kc/s, the device produces a phase lag of 10° at 1 kc/s. If a smaller phase lag is required, it is only necessary to turn the dial to a higher frequency setting, and vice versa. The 680- Ω resistance in the Miller valve cathode enables this valve to handle the greatest possible input without distortion, consistent with admitting a 100 to 1 gain change.

It can be seen from the vector diagram of Fig. 1 that for phase differences of more than 90° this method does not give a true minimum, and the smallest obtainable vector sum corresponds to $\sin \theta = 1$ and no input from R_1 . In this case neither sinusoid should be reversed in phase. By simply adding to the circuit of Fig. 2 a potentiometer connected between the anode and un-bypassed cathode of V1, and deriving the signal from the sliding contact, we can obtain this sinusoid reversed or unreversed, as necessary.

RETURN LOSS

By THOMAS RODDAM

2.—Return Loss and the Television Picture

LAST month I discussed the convenience of the return loss concept in carrying out calculations on mismatched lines. At each junction, you will remember, we can determine this quantity—we shall come to details of methods later—and then, by imagining a very short impulse sent down the line, we can work out the sort of pulse train which will arrive at the point of observation. We have seen in a practical case, too, how such delayed echoes can distort the signal. In place of the standing wave ratio, which tells us how the signal is distorted in space, the return loss offers a direct approach to the problem of determining how the signal is distorted in time. Since we are rarely in several places at once, but often in one place for some time (especially when time is measured in the milli- and microseconds of the radio engineer), the return-loss method appears to be the most suitable one to use.

The purpose of all this is, of course, to find out whether the circuit is a satisfactory one, whether it needs changes to improve the matching somewhere, or perhaps even if we could relax our tolerances on some parts of the system and save a little money. We must, therefore, be prepared to set some sort of limits to the distortion which a practical signal can be allowed to suffer in transmission.

Return Loss and Response Curves

Usually in setting limits for a transmission system we make use of the steady state characteristics, i.e. the amplitude and phase responses plotted as functions of frequency. Sometimes you will find references to wavy amplitude responses as standing wave responses, because if a system has a wavy response in space at one frequency it will usually, but not always, have a wavy response in frequency at one point; but this sort of muddled thinking can lead to serious difficulties. Since we want to be able to find the frequency response, and since we also want to work with return loss, it is worthwhile tying the two together by a small amount of mathematics.

The easiest way of tackling the problem seems to be to consider a steady single-frequency signal which can be represented as $\exp j\omega t$. $\exp x$ is another way of writing e^x with the advantages that it is all on one line, allows larger print to be used for x , and that it takes one's mind away from the "raising to the power" angle, and reminds one of the functional nature of \exp . We have, of course, the basic equation $\exp jx = \cos x + j \sin x$, so that we can always get back to cosines by taking the real part and throwing away the rest.

Travelling down the line then, we have a unit signal $\exp j\omega t$; we need not write $A \exp j\omega t$ because A can be unity if we choose. We choose. We also have a reflected wave travelling back from the mismatch at the termination. There may be several reflected waves sent back from various junctions, but let us stick to one for the moment. This reflected

wave has an amplitude m ; and is delayed by a time τ , since it has travelled down the line and back again. It can, therefore be written $m \exp j\omega(t-\tau)$. The total signal is then the sum of those two, that is $\exp j\omega t + m \exp j\omega(t-\tau)$. But we know that $\exp(a-b) = \exp a \cdot \exp(-b)$, so that the total signal equals $\exp j\omega t [1 + m \exp(-j\omega\tau)]$.

This means that the original $\exp j\omega t$ has been modulated by an amount $m \exp(-j\omega\tau)$. For small values of m this reduces to an amplitude modulation term $(1 + m \cos j\omega\tau)$, and a phase modulation of arc $\tan(m \sin \omega\tau / [1 + m \cos \omega\tau]) \approx m \sin \omega\tau$.

There are some rather important relations to be derived here. The maximum and minimum amplitudes are, of course, $(1+m)$ and $(1-m)$. Now we know that m (a number) is directly related to the return loss (a decibel quantity), and that

$$m = \frac{Z_0 - Z_1}{Z_0 + Z_1}$$

provided that we measure the return loss at the point under consideration to get the apparent Z_1 . Consequently,

$$(1 - m^2) = \frac{4Z_0Z_1}{(Z_0 + Z_1)^2}$$

But $10 \log (Z_0 + Z_1)^2 / 4Z_0Z_1$ is the reflection loss, which is therefore also equal to $-10 \log (1 - m^2)$. A quick look in the textbooks (Hardy, "A Course on Pure Mathematics", 10th edn., p. 400, Cambridge University Press) shows us that

$$10m^2 < -10 \log (1 - m^2) \leq 10m^2 / (1 - m^2) \text{ for } 0 < m^2 < 1.$$

This enables us to get a pretty good idea of the reflection loss in terms of the size of the ripples in the amplitude response. For example, if the response showed 1 dB ripples we should have $m \approx 0.1$ so that the reflection loss $-10 \log (1 - m^2)$ would be very close to $10m^2$ or 0.1 dB. The ripples in the phase characteristic have an amplitude of m radians, in this case about 6° .

Echoes and Response Curves

I am not going to do any more mathematics here, although the case of two echoes is both interesting and important. You can find it mentioned in the appendix to a paper by Mertz (*J. Soc. M.P.T.E.* Vol. 60 p. 572, 1953). Especially interesting is the possibility of a pre-echo, if we may call it that, which enables us to get a flat phase characteristic but ripples in the amplitude characteristic or, to a first approximation, a flat amplitude with ripples in the phase characteristic.

Before going any further there is one important simplification to be made. Most systems we consider are of finite size, so that the signal takes a finite time to get from input to output. This delay time corresponds to a phase characteristic which is a straight line when plotted against frequency, the slope

$d\phi/d\omega$ being equal to the delay. We shall not cause any error in our studies if we put our clocks back and make this delay time zero. The phase shift should then also be zero, and we can concentrate on the deviations from the horizontal straight line, the zero phase axis. The results of our mathematics have been summarized by Mertz (loc. cit.) who refers us back to Wheeler (*Proc. I.R.E.* Vol. 27, p. 359, 1939). Mertz says:

1. A single echo appears as an array of ripples or sinusoidal scallops in both the amplitude response and phase characteristics.

2. The delay of the echo from the main signal influences the coarseness or fineness of structure of the scallops. The echo delay is inversely proportional to the wavelengths of the scallops measured along the frequency scale in the plotted characteristics.

3. The amplitude of the echo, relative to that of the main signal, influences the amplitude of excursion of the scallops. The relative echo amplitude (if small enough) is equal to the peak-to-zero excursion in the amplitude response characteristic, measured in nepers. It is equal similarly to the phase shift peak-to-zero excursion, measured in radians.

4. There is a phase shift of 90° between the array of ripples in the amplitude response characteristic and that in the phase characteristic. That is, the former are cosinusoidal, and the latter sinusoidal, ripples.

In Fig. 1 you can see how the echo spacing is related to the amplitude and phase responses. The particular features to be noted are the relationship between echo spacing and ripple frequency (the closer the echo the fewer the ripples in amplitude and phase response in a given band-width); and the sideways shift of the phase ripples with respect to the amplitude ripples.

Very often in the literature you will find references made, not to the phase characteristic, but to the delay characteristic. There are actually two different delay characteristics, and it is not too difficult to get confused between them. I wouldn't be at all surprised if "Cathode Ray" has already dealt with this question: if not, he probably will. But until that happy day let us take a quick look at Fig. 2, which represents a quite arbitrary phase characteristic. A nice smooth curve, drawn the way it is just to remind you of a triode anode-current/anode-voltage characteristic.

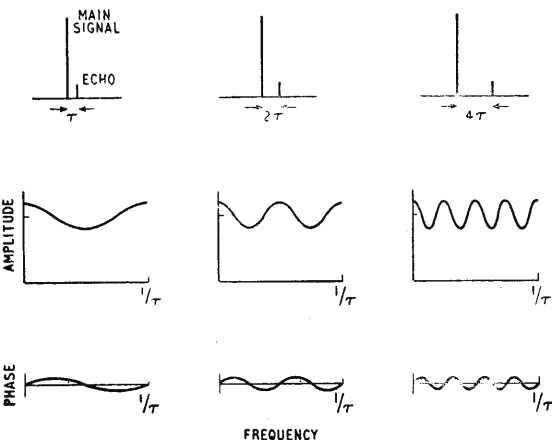


Fig. 1. Amplitude and phase response characteristics associated with various single-echo spacings.

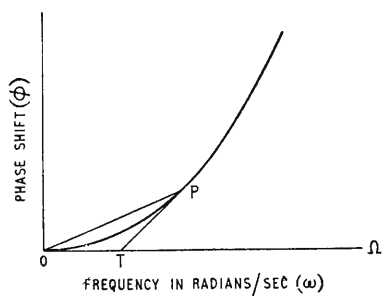


Fig. 2. Triode-like phase characteristic.

At the point P, the phase shift is ϕ and the frequency (the radians/second) ω . The slope of the line OP is $\tan^{-1}PO\Omega$ and is, of course, ϕ/ω . The slope of the actual phase characteristics at P is the slope of the tangent line PT, and is $\tan^{-1}PT\Omega$. This, of course, is $d\phi/d\omega$. The first of these, ϕ/ω , is called the phase delay, while the second, $d\phi/d\omega$, is called the envelope delay. It may seem odd to you, if you haven't met this before, that there should be two kinds of delay. That is why I drew a triode-like sort of curve. We are all quite happy to say "This valve takes 5 mA at 200 volts; and has an impedance of 10,000 ohms." Applying Ohm's Law, however, the impedance would seem to be $200/(5 \times 10^{-3})$, or 40,000 ohms. Most of us never consciously consider that the valve has two equivalent impedances, one for the steady h.t. supply (40,000 ohms), and one for small signals (10,000 ohms), the 10,000 ohms being, as you well know, the incremental impedance.

Envelope delay gets its name from the analytic process of considering what happens when two steady signals at frequencies ω and $\omega + d\omega$ are applied to a circuit. These beat together, and the delay experienced by the quasi-signal, the beat peak, is found to be $d\phi/d\omega$. If $d\phi/d\omega$ is constant over the band needed to transmit a pulse, $d\phi/d\omega$ is the actual pulse delay: if $d\phi/d\omega$ is not constant, there is some dispersion and the pulse loses its shape. You cannot measure exactly the velocity of a pig through a sausage factory.

We are, at the moment, considering a single clear echo. How big can it be before we object to it? The clearest collection of data is that given by Mertz (loc. cit.) whose Fig. 7 is reproduced as Fig. 3. Mertz gives some notes on these curves, which are best quoted in full:

(a) Mertz. A suggestion, based largely on experience with picture transmission, on the course to be expected of the tolerance as a function of echo delay.

(b) Doba (1949, unpublished memorandum). Relative values of tolerance indicated, adjusted toward crosstalk limit at long delays. Picture consisted of small solid rectangles on a flat field.

(c) Mertz, Fowler and Christopher. Data on only two delays, summarized for two pictures. Figures are for echo "just perceptible" to median observers, and "impairment to picture, but not objectionable," or worse, to most critical 10% of observers.

(d) Christopher (1950, unpublished memorandum). Data covering pictures and engraved geometrical figures. Form of summary curve, taken as reasonably representative, smoothed from data.

(e) Fowler and Christopher. Echo "just perceptible" to median observer. Single sensitive picture.

(Continued on page 585)

(f) International Radio Consultative Committee. Limits recommended for overshoot and echoes. These are really for a 405-line 3-Mc/s video band system.

In considering these curves we should not, I think, lay too much stress on (a), which represents figures put up just after the war as "probable good practice." This curve is really a guide to the experiments which led to the setting up of the standards of curve (f). Now C.C.I. standards tend to be better than domestic standards. Norman Douglas, I think it was, said somewhere that you should never give a man a dinner more than 10% better than he would get at home. The C.C.I. view seems to be to replace never by always: even engineers want to know that they are keeping up with the Jones'. The smooth curve (d), given by Christopher, looks like a reasonable target for the designer, with about 6 dB to spare before anyone is likely to be at all worried.

The echo delay in Fig. 3 is given in microseconds. For transmission along cables the velocity of the signal will be about 2×10^{10} cm/sec., or 200 metres/microsecond. This means that, if the signal travels 100 metres to a mismatch and then travels back to the observer, the echo pulse will have gone 200 metres and will be delayed by 1 microsecond. We could therefore add to the bottom of Fig. 3 a second scale saying "distance to reflector in hundreds of metres," with the same number positions. This then gives us all the information we need for studying a television transmission network—which could just be the aerial you share with your neighbour.

Distortion Due to Echoes

It is, to my mind, much easier to understand the way in which the picture is distorted due to each picture element having a small echo, than to try to make an estimate of the subjective effect of a non-uniform phase characteristic. There used to be some gramophone records, made I think by the German Siemens Company, of speech which had been transmitted over a very long telephone line without phase equalization. You could hear quite distinctly the difference in time of arrival between the high-pitched "sh" sound and the deep "uh." In the same way you can proceed from the idea of an echo to the phase curves of Fig. 1. You can then in terms of Fig. 3 find the corresponding criteria for either the shape of the phase curve, or the shape of one of the delay curves. It is then quite reasonable to say that any device which has such and such sort of phase or delay curve will produce a given echo. We have already seen, indeed, that the size of the echo is equal to the amplitude of the phase shift wave (half the peak-to-peak) measured in radians. We have also seen that if the "modulation frequency" of the phase characteristic is $1/\tau$, then the echo delay is just τ . This theme can be expanded in detail, and it offers a very simple method of turning an amplifier phase characteristic into picture distortion. Inside the black box which is our amplifier we have something which behaves to some extent like an echo chamber.

More important at this stage is the effect of distorting the echo. If the echo is differentiated, two small pulses, one of which is inverted, are produced from the original pulse, and, according to experimental evidence, differentiated echoes may be about 10-15 dB larger than the full echo. Here again we can construct the appropriate phase, phase delay, and

envelope delay curves and apply tolerances to them. From the various ways of plotting the phase curve corresponding to a differentiated echo you can again work back to interpret a black box phase response as a differentiated echo, if this is appropriate, and thus treat a wider range of black box responses in terms of their echo form. To do this in any detail would need an article to itself.

A point of very great importance is the fact that when the echo delay time is zero the echo amplitude is not important, except, of course, that the reflection loss must be considered. This means that a device which produces, as some people will put it, standing waves does not itself suffer. It is only when the echo gets back along the line that it can do any real harm.

The reader will, I hope, already have realized that the right-hand part of Fig. 3 applies to the ordinary ghost of television reception. It is one

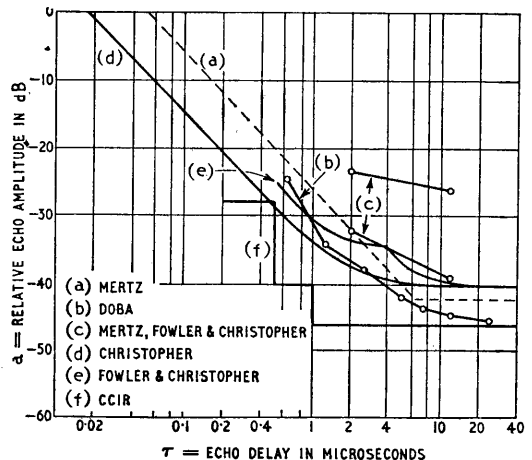


Fig. 3. Reported tolerances on echo amplitude as a function of echo delay.

of the advantages of this pulse and echo method of analysing the behaviour of circuits that it ties together as a single story a whole set of phenomena which would otherwise be treated piecemeal. What is more, the single story is one which is directly related to the final subjective effect. This idea of asking what happens to a pulse is one which has wide applications. It can be used, for example, in estimating the transient response of a feedback amplifier, where the first signal to arrive at the output has been amplified by the full gain of the amplifier in many cases. This initial spike is followed by the main body of the pulse in which the signal has had time to travel round the feedback loop and through the amplifier a second time.

Audio frequency applications of return loss are not so important to readers of *Wireless World*. The echo treatment shows that you must have plenty of room for the echo to get separated from the main signal. In television a microsecond is quite a long time, but in ordinary audio work we don't have to worry about much less than 100 microseconds, and that means that we need 10,000 metres to get our pulse and echo separated enough. This is not, however, very far for a trunk telephone network, so that the telephone transmission man is always aware of return loss. It is just within the range of interest for the wire broadcasting

people. At power frequencies, where a pulse of about 10 microseconds would be the one to consider, the line length would need to be about 600 miles. This is a practical length of course for long trunk lines, and at points where the echo and the signal (the supply) reinforce each other (i.e. when τ is an integral multiple of 1/50 sec) the voltage on the line can go well above its normal value if the load comes off. I cannot remember if anyone has gone above 400 kV yet, but you will see that a 25% echo, adding another 100 kV, would be a pretty alarming thing to happen to anybody's power line.

Return Loss Measurement

It still remains to discuss the way in which we can measure the return loss which our apparatus gives when we use it at the end of a line. Measurement consists of the comparison of an unknown quantity, the quantity to be measured, with a known standard. This is, of course, a truism, though if you look at the "Philosophy of Physical Science" by Sir Arthur Eddington (Cambridge University Press, 1939), you will find that two thirds of the text are devoted to paving the way for general statements

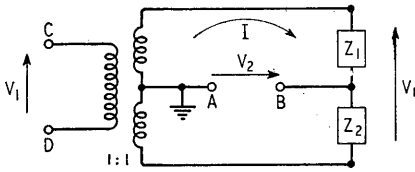


Fig. 4. Basic bridge circuit used in return loss measurement.

on measurement and observation. Usually, of course, the standard with which we make the comparison is, directly or indirectly, a fundamental standard. We could, I have no doubt, trace the sub-standard pint back to the standard kilogram. Return loss is not defined to be measured in this way against the background of the basic units. The question we ask when measuring return loss is not really "How many units of such and such?", but rather, "How nearly does this resemble that?"

Immediately after writing the last phrase it became apparent that it must be qualified. We may, in measuring return loss, ask either of two questions. "How far does this deviate from that?" is the first question, to which we may add "and in what manner?" as the second. In general, we find that we are only interested in the first question when we are concerned with what are so elegantly termed "user aspects." For buying or selling, or installing a piece of equipment, we may wish to know that the return loss against the nominal or actual line impedance is greater than x dB, and our interest will end there. When we are designing or adjusting a piece of apparatus, on the other hand, we wish to know how the impedance deviates from the ideal in order that we may attempt to correct it. We have distinguished between these two reasons for measurement because rather different experimental methods are used.

Let us consider the circuit shown in Fig. 4. This form of bridge circuit, using a centre-tapped transformer, is well known.

The current I which flows round the loop, is given by

$$I = V_1 / (Z_1 + Z_2) \quad \dots \quad (1)$$

and the detector open-circuit voltage, V_2 , is given by

$$V_2 = \frac{V_1}{2} - IZ_1 = \frac{V_1}{2} - \frac{V_1 Z_1}{Z_1 + Z_2} = \frac{V_1 (Z_2 - Z_1)}{2(Z_2 + Z_1)}$$

$$\text{or } V_2 = IZ_2 - \frac{V_1}{2} = \text{the same} \quad \dots \quad (2)$$

Thus $V_1/V_2 = 2(Z_2 + Z_1)/(Z_2 - Z_1) \dots \dots (3)$

Apart from the factor 2, this is just what we require for the determination of the return loss of Z_1 against Z_2 , or Z_2 against Z_1 . We can write

$$20 \log \left| \frac{V_1}{V_2} \right| = 20 \log \left| \frac{Z_2 + Z_1}{Z_2 - Z_1} \right| + 6 \text{ dB}$$

$$= (\text{R.L.} + 6) \text{ dB} \quad \dots \quad (4)$$

Before going on to discuss the direct use of this bridge circuit we may, I feel, dispose of another mathematical question. Suppose that we write the return loss as $20 \log r$. Then

$$r = |(Z_2 + Z_1)/(Z_2 - Z_1)|$$

$$= \left| \frac{(Z_2/Z_1 + 1)}{(Z_2/Z_1 - 1)} \right| \quad \dots \quad (5)$$

Now either or both Z_1 and Z_2 may be complex, and we can write $Z_2/Z_1 = x + jy$. Thus

$$r = |(x + 1 + jy)/(x - 1 + jy)|$$

which gives us $r^2 = [(x + 1)^2 + y^2] / [(x - 1)^2 + y^2]$
or $r^2(x^2 - 2x + 1) + r^2y^2 = x^2 + 2x + 1 + y^2$

$$\text{i.e. } (r^2 - 1)x^2 - 2(r^2 + 1)x + (r^2 - 1)y^2 = 1 - r^2$$

$$\text{or } \left(x - \frac{r^2 + 1}{r^2 - 1} \right)^2 + y^2 = \left(\frac{r^2 + 1}{r^2 - 1} \right)^2 - 1$$

$$= \left(\frac{2r}{r^2 - 1} \right)^2 \quad \dots \quad (6)$$

This is just the equation of a circle with radius

$$2r/(r^2 - 1) \text{ and centre at } \dots \quad (7)$$

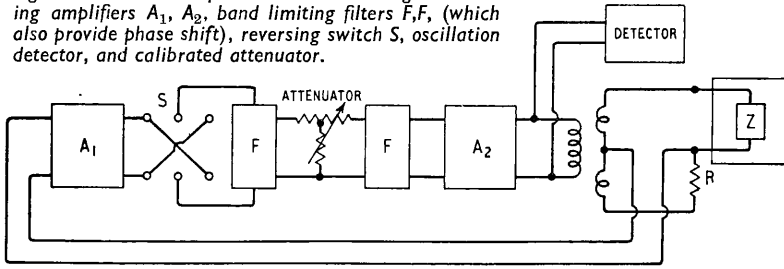
$$x = (r^2 + 1)/(r^2 - 1), y = 0 \quad \dots \quad (8)$$

Remembering that x and y in equation (6) above are just the real and imaginary parts of the impedance ratio Z_2/Z_1 , we see that if we measure the return loss, which means that we determine r , we know only that the relationship between x and y is such that equation (6) is satisfied. The resistive component may be the wrong amount, or it may be correct, but with some unwanted reactance. These various possibilities affect the phase of the reflected signal, while we are concerned only with its size.

Having dealt with this bit of algebra, which we shall make more use of later, let us consider the problem of measuring the return loss just as a number. Look back now to Fig. 4 and equation (4). Suppose that across AB we connect the input of an amplifier, assumed to have a very high input impedance, and that the output, assumed to have a very low impedance, is connected across CD. If the gain of the amplifier is adjusted to be a very small amount greater than (R.L. + 6) dB we have satisfied one of the two conditions required for oscillations to build up from the ordinary circuit noise. If the gain is just less than (R.L. + 6) dB such oscillations will not build up.

This gain condition is, of course, not sufficient to

Fig. 5. Basic circuit of return loss measuring set showing amplifiers A_1 , A_2 , band limiting filters F, F , (which also provide phase shift), reversing switch S , oscillation detector, and calibrated attenuator.



ensure oscillation: it is necessary also that the signal should suffer the correct phase shift in its passage through the system. Under steady oscillation conditions the signal must, in fact, go through exactly $2n\pi$ radians phase shift in a complete traversal of the circuit. This involves us in some special design problems which we shall now discuss.

The designer of an amplifier for this kind of test will naturally wish to use negative feedback to stabilize the gain of the amplifier and thus avoid the need for its frequent recalibration. A consequence of the use of negative feedback is that the phase shift through the amplifier will be very nearly the same at all frequencies away from the edges of the pass-band. This puts a very severe restriction on our chances of finding the correct phase for oscillation in the particular region in our frequency band where the return loss is lowest (i.e. worst), which is where we are most interested in measuring it. It is only reasonable, however, to use filters to define our frequency band. These filters are our salvation from the point of view of phase, because each half-section we use gives us a phase shift across the band of 90° . Thus a not unreasonable combination of two sections of low-pass and two sections of high-pass filter will assure us of two test frequencies at any given phase, while a reversing switch anywhere in the loop will give us two more. Whether this is sufficient or not depends on the sort of impedance we are going to test. If it varies rapidly we may need more test points, though the phase shift in the bridge itself will help us: if it is a pure resistance it does not matter much at what frequency the test is made.

In some commercial designs of return loss tester additional phase shift is provided as a side product of the need to introduce these filters, and to adjust the gain. The amplifier is split into two portions, each provided with negative feedback. The feedback does not embrace the output transformer of the first amplifier or the input transformer of the second. The purpose of these transformers is to establish a convenient impedance level for the filters which are connected between the amplifiers; and they offer a very useful contribution to the phase characteristic of the whole system.

The block diagram of a return loss tester of this kind is shown in Fig. 5. The oscillation detector may be one of a variety of devices. A simple diode and meter, a pair of headphones if the system is for audio frequency use, or a tuning indicator valve, are three possibilities which spring to mind. An instrument of this kind can easily provide a discrimination of one decibel. Moreover the calibration is very easily checked using standard resistors, and these can be readily built in. Such an instrument is, indeed, just what it should be; straightforward, easily checked, and generally suitable for providing the yes-no

discrimination needed in routine testing.

For the designer, as we have already seen, this information is not sufficient. He needs to know the actual value of the return loss in order to correct his design. One available method, which I have never seen used or described, is to apply to the bridge network of Fig. 4 a band-limited noise input as V_1 , connect

an r.m.s. reading instrument to measure V_2 , and then fiddle about with resistance and capacitance boxes across Z_1 or Z_2 as required to get the lowest value of V_2 . This technique, described rather slightly here, would be a possible test room approach to a situation where closer return loss tolerances than normal production permits are needed, subject to an over-riding limitation on the complexity of the correcting network. The most likely example I can bring out of the hat where this technique would be of use, is an audio-frequency amplifier with an input transformer using a high permeability alloy core which for economic reasons has been pushed slightly beyond the reasonable design limit. I do not doubt that there are other examples of just-over-the-edge adjustments.

Normally, however, the designer must measure the return loss at a number of points in the working band. Equation (5) and the results which follow from it lead us to the conclusion that the normal technique will probably be to use an impedance bridge. We may, however, find it convenient to measure admittances, especially at high frequencies. If so, we have:

$$r = \left| \frac{\left(\frac{Z_2}{Z_1} + 1\right)}{\left(\frac{Z_2}{Z_1} - 1\right)} \right| \quad (9)$$

$$= \left| \frac{\left(\frac{Y_1}{Y_2} + 1\right)}{\left(\frac{Y_1}{Y_2} - 1\right)} \right| \quad (10)$$

$$= \left| \frac{\left(\frac{Y_2}{Y_1} + 1\right)}{\left(\frac{Y_2}{Y_1} - 1\right)} \right| \quad (11)$$

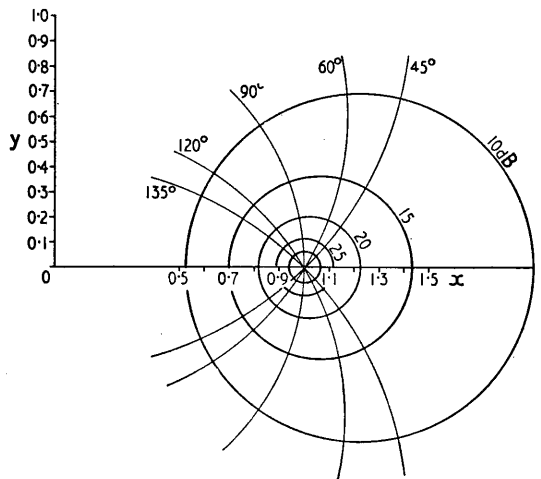


Fig. 6. Return loss contours and orthogonal phase circles for normalized impedance or admittance. (For a fuller construction use Table 13, p. 60 of Mole, "Filter Design Data" (Spon, 1952), or equations 7 and 8).

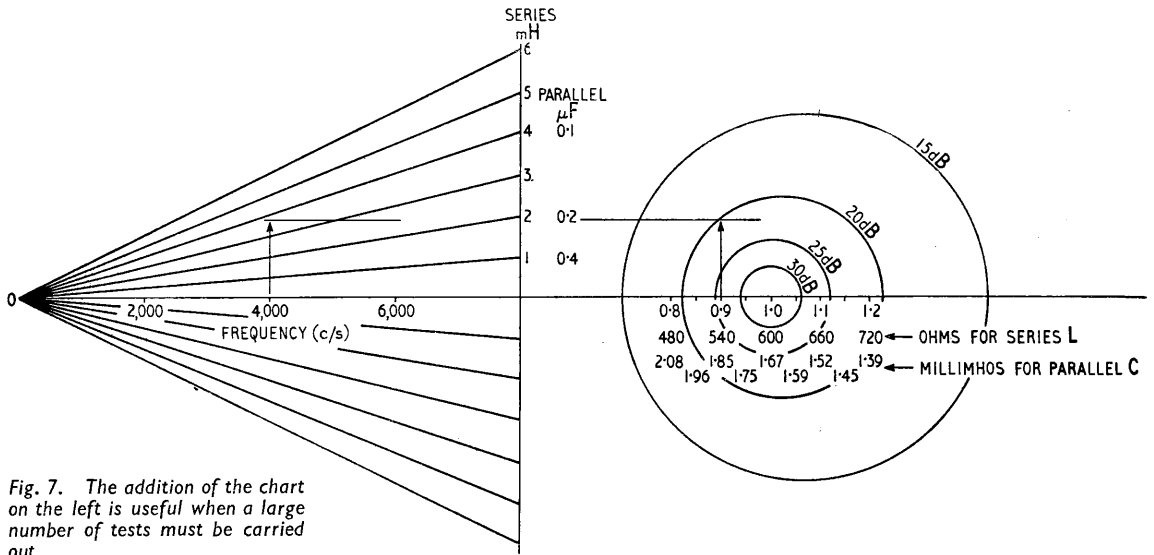


Fig. 7. The addition of the chart on the left is useful when a large number of tests must be carried out.

the only point being that in going from (10) to (11) we have concealed a phase shift of 180° .

The results which were obtained above as equations (7) and (8) are incorporated in Fig. 6. On this diagram, on the rectangular co-ordinate system we plot a trace of the normalized impedance or admittance. We can then read off the return loss from the system of circles, and we can also see where our impedance is going wrong, either through its reactive behaviour, or through a basically wrong value of resistance level. What is more, we can see where it goes wrong most, so that it can be corrected stage by stage. With some experience it is easy to interpret traces on Fig. 6 and to devise suitable correcting networks.

Where a large number of tests are to be carried out within a prescribed frequency range and at a fixed impedance level, it may be worth while to construct the special form of combined impedance and return loss chart shown in Fig. 7. This particular one is suitable for the classic 600-ohm audio frequency case. The example marked in shows that an impedance consisting of 540 ohms in series with about 3.8 mH will give a return loss of 20 dB at 4,000 c/s. As we have seen, these charts may be used for admittances or impedances, so that we can consider $R + j\omega L$ or $G + j\omega C$ equally conveniently. C may, of course, be negative: I cannot think offhand of a bridge which gives negative values of L.

There remains one measuring technique for return loss which is of value in some special video frequency problems. If we wish to transmit $1\mu\text{sec}$ pulses say along a line which must be well-matched, we can check the matching by means of the pulses themselves. All we need to do, and this does not mean there are no experimental difficulties, is use a length of cable equivalent to about $1\mu\text{sec}$ of travel (giving us $2\mu\text{sec}$ go and return), and examine the signal for echoes. This method is used for looking at impedance irregularities in cables, and suitable pulse generators and oscilloscopes can be obtained for it. It is rather a "made-to-measure" approach, because the cable itself probably will not have exactly its nominal impedance, so that, for example, you may be matching to 80 ohms instead of 75 ohms.

Not much more can be said about return loss in a

general survey. As might be expected the return loss chart of Fig. 6 has come to look very like the Smith chart. Which approach is the more useful in any particular problem is a matter to be decided by experience, but a rough guide is probably that return loss is more appropriate whenever the system is big enough for echoes to be separated out: if I sing in the bath, that's standing waves; if I shout at a distant cliff, return loss.

CLUB NEWS

Birmingham.—An air traffic control officer from Elmdon airport will talk on air traffic control at the meeting of the Slade Radio Society on December 6th. The club meets at 7.45 at the Church House, High Street, Erdington. Sec.: C. N. Smart, 110, Woolmore Road, Erdington, Birmingham, 23.

Brighton and District Radio Club, which operates station G3EVE, continues to meet at the Eagle Inn, Gloucester Road, on Tuesdays at 8.0, where visitors and prospective members are welcome. Sec.: R. Purdy, 37, Bond Street, Brighton, 1.

Northern Mobile Rally.—Plans are being made for a mobile rally centred on the West Riding for April 27th. Offers of support should be sent to N. Pride, secretary of the Spen Valley & District Radio & Television Society, 100, Raikes Lane, Birstall, W. Leeds, Yorks.

Nottingham.—The Amateur Radio Club of Nottingham, G3EKW, meets every Tuesday and Thursday at 7.15 at Woodthorpe House, Mansfield Road. The programme includes constructional work, Morse training, lectures and discussions. Sec.: F. V. Farnsworth, 32, Harrow Road, West Bridgford, Nottingham.

Pontefract.—Meetings of the Pontefract Area Transmitting Group are now held at the Queen's Hotel, Pontefract, on the first, third and fifth Thursday of each month. The club transmitter, G3FYQ, has been installed at the hotel. Sec.: W. Farrar, G3ESP, 6, Hemsworth Road, Ackworth, Pontefract, Yorks.

Wellingborough.—Members of the Wellingborough and District Radio and Television Society will debate the statement "That the days of radio are numbered" at their meeting on December 12th at 7.30 at the Silver Street Club Room. Sec.: P. E. B. Butler, 84, Wellingborough Road, Rushden, Northants.

Choke or Capacitor Input ?

Significance of the Two Systems in Power Supplies

By "CATHODE RAY"

AMONG requests received from readers is one for an explanation of the why and wherefore of swinging chokes. Resisting the temptation to invent an analogy between them and swinging cats (or even pirates) I will go straight into a comparison between the two diagrams presented as Fig. 1. A period of 15 seconds is allowed for reaching the conclusion that they both represent full-wave rectifier circuits, and that (b) is exactly the same as (a) except that C_R is missing. Those who are not well up in the design of such circuits might suppose that the only real difference was that the d.c. output from (b) was less well smoothed; a deficiency which could probably be made up by increasing the capacitance of C , and certainly by adding another choke-and-capacitor filter stage. Actually, however, the two circuits work on entirely different principles and have different characteristics. In particular, the choke L in (b) has to be of a special kind, commonly known as a swinging choke, quite different from the one in (a).

Circuit (a) is the arrangement commonly used for supplying h.t. current to small power amplifiers, etc., from an a.c. supply. C_R acts as a reservoir. If no current is being drawn off it charges up during the first few cycles to the peak voltage of each half of the transformer secondary coil. This state is illustrated in Fig. 2(a), which covers one complete a.c. cycle. Current cannot be shown on this diagram because there is none going either in or out.

When current is drawn by a load it starts to discharge C_R , as indicated by the downward slope from A to B in Fig. 2(b). C_R can only recharge when the transformer voltage rises above its own voltage, thereby providing a small balance to drive current

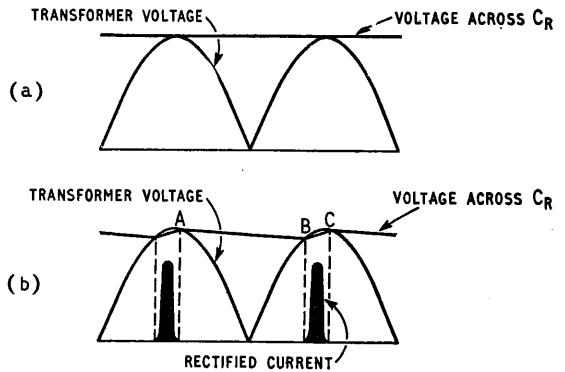


Fig. 2. Diagrams showing the working conditions of a capacitor-input circuit, when (a) there is no current, and (b) load current is being taken.

through whichever half of the rectifier is receiving it. During this phase, marked B to C, C_R has to receive enough current to keep the load supplied continuously throughout half a cycle.

This is where the designer is faced with a dilemma. If he makes C_R small it will lose voltage rapidly between a.c. peaks, the result being a much lower average output voltage at full load than at no load. In technical language, it has bad regulation. It follows too that there is a very large ripple on the output voltage, necessitating much smoothing. If on the other hand he makes C_R large enough to hold the output voltage well up, B comes nearly to the voltage peak, so the period represented by BC is only a small fraction of the half-cycle (AC) and the peak current through the rectifier is therefore many times greater than the steady load current. This is bad for the rectifier, unless an abnormally large sized one is used. It is also bad for the transformer, unless a large and expensive model is used, because a pulse waveform has a much greater r.m.s. value—which is what counts in heating the windings—than the mean value, which is the useful output.

One puts up with these inconveniences when the amount of power to be supplied is so small that the extra cost of the components is not worth seriously bothering about, and especially when the load current is fairly constant, as it is for example when it consists of a Class A amplifier. The current peak can if necessary be kept within reasonable bounds by means of a resistor in series with the rectifier. And the system does have the advantage that the output voltage can be a fairly high percentage of the peak input voltage.

But for large power amplifiers, say 50 watts or more, the extra cost of the rectifiers and transformer on account of the highly peaked current waveform is serious. What is perhaps more serious

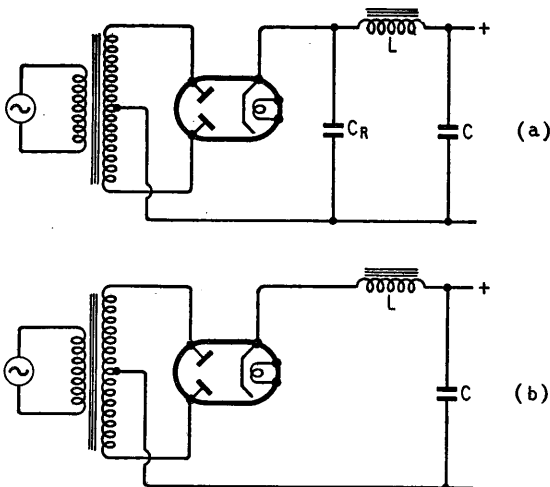


Fig. 1. Two alternative types of full-wave rectifier circuit: (a) capacitor input, and (b) choke input.

is that high-power amplifiers often work in Class B (or C), so the current drawn is liable to fluctuate between wide limits. The steep fall-off in output voltage when the current drawn increases—in short, the bad regulation—is then a most undesirable feature of this capacitance-input power supply system.

Compare the choke-input system, Fig. 1(b). Let us suppose that the inductance, L , of the choke is large enough to keep the current through it practically constant. Then the output voltage across the smoothing capacitor C must be practically constant and can be represented by a horizontal straight line. On the rectifier side of the choke the voltage (neglecting the loss of volts in the rectifier when it is conducting) consists of the half-cycles seen in Fig. 2. So the voltage across the choke must be the difference between these semi-sine-waves and the constant voltage. The question is, how high up in Fig. 3 must we draw the horizontal line to represent the constant output voltage?

If we neglect the resistance of the choke and assume it is purely inductive, the voltage across it must be entirely alternating, with no d.c. component. This means that its average each side of its zero line is equal. The horizontal output-voltage line can be regarded as the zero line for the choke voltage, which is then represented by the half-cycle waveform above and below it. To be purely alternating, the shaded areas below the line must be equal to those above. This is the same thing as saying that the height of the horizontal line must be equal to the average height of the half-cycle waveform. The books show us that this height is $2/\pi$ or 0.64 times the peak height, which we call V_{max} .

Since we know that the voltage across an inductance L is equal to L times the rate at which the current through it is changing, we can find the current waveform. Its slope at any point must be proportional to the shaded voltage, so is something like Fig. 4.

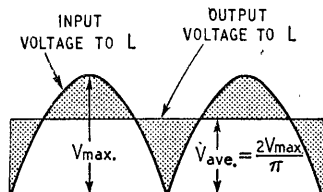


Fig. 3. Approximate voltage relationships in a choke-input circuit with very large choke inductance, when some current is flowing.

At this stage you may object that we were supposed to assume a constant output current and here I am showing it varying. I would point out however that we assumed it was *practically* constant, which means that any variation is small. So Fig. 4 represents a small ripple on a relatively large constant current. There *must* be some ripple, to generate the shaded voltage across L .

With our simplifying assumptions the output voltage is as shown in Fig. 3, regardless of the amount of d.c. drawn by the load. So the choke voltage, and therefore the current ripple needed to induce it, is the same at all load currents. In practice an increase in load current does drop the output voltage slightly, because it has to pass through the neglected resistances of choke, rectifier and transformer. Provided these are kept low, the output voltage remains steady at nearly 0.64 times the peak value over a wide range of output current, instead of varying steeply as in the capacitor-input system.

In practice, L cannot be so enormous that the

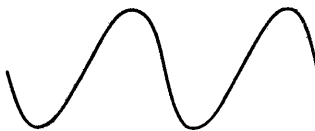


Fig. 4. Waveform of ripple current corresponding to the voltage waveform in Fig. 3.

ripple current is negligible. It may be fairly small compared with full load current, but if the load current is reduced sufficiently a point will be reached where it is not as big as the ripple, so current will cease altogether at the troughs of the ripple. During these periods of interrupted current (twice per a.c. cycle) L obviously cannot give rise to any voltage whatsoever and our theory breaks down. In the limit, when there is no load current at all, L might as well not be there, and C tends to take the place of C_R in Fig. 1(a), so that voltage across it builds up to the peak level.

The relationships between output voltage and load current therefore work out as in Fig. 5, where (a) is the capacitor-input curve and (b) the choke input. The "critical load" for (b) is the load current which is only just enough to be continuous in spite of the ripple. At smaller load currents the output voltage soars up towards peak value, and at larger currents it falls gradually owing to the resistance of the rectifier, etc. The steeper fall of (a) is because of the effect explained in connection with Fig. 2.

One of the objectionable features of (a) is that if current is not being drawn—for example, while valves are warming up—the voltage rises about 40% above its full-load level, so all the components concerned have to be rated accordingly. The choke-input system can be freed from this disadvantage if its load current is never allowed to fall below the critical point. This can be ensured by a suitable resistor connected in parallel with C and known rather unpleasantly as a bleeder. Such a device would be wasteful if the current taken by it—at least equal to the critical load current—was not small compared with the full load current; say at most a tenth and preferably less than that. So the requirement for L is that it must be large enough for the critical load current to be of this order.

An approximate calculation—given at the end, in case anyone is interested—shows that the critical inductance, which is the minimum inductance needed to ensure continuity of current, and which we will call L_c , is equal to the critical load resistance (R_c) divided by $6\pi f$, where f is the supply frequency to the full-wave rectifier. At $f = 50$ this reduces to $L_c = R_c/940$. To take an example, suppose the output voltage (at the critical load) is 500, and one doesn't want the critical load to be more than 10mA. Then $R_c = 500/10 = 50k\Omega$. Assuming $f = 50$ c/s, $L_c = 50,000/940 = 53$ henries. If the full load current is something like 150 or 200mA, that is a formidable inductance to provide, especially if (in order to realize the benefits of the system) its resistance has to be kept low.

Fortunately, however, there is no need for its inductance to be anything like 53H at full load. 5H would be more than enough to ensure continuity of current. In the capacitor-input system, the important thing is to ensure adequate smoothing inductance at full load current, and to avoid saturation of the choke core a gap must be left in it, which necessitates more turns to keep up the inductance and therefore more resistance or higher cost. But

the choke in the choke-input system can be allowed to saturate quite a lot at full load provided it gives a high inductance at critical load. I am not certain of the origin of the description "swinging"* for this kind of choke, which was used at least as far back as 1929, but apparently it refers to the variation of inductance when the d.c. through it is varied.

That is not the only difference between it and the ordinary smoothing choke. Fig. 3 shows that the peak voltage across it at all working load currents is about equal to the full output voltage. So the insulation of the windings must be adequate.

One way in which the critical current can be reduced (or alternatively the critical inductance reduced) is to tune the choke to the fundamental ripple frequency, which is twice the supply frequency. This is done by connecting a suitable capacitor across L. Admittedly it by-passes the higher ripple frequencies, but they can easily be dealt with by the subsequent smoothing filter. Suppose in the previous example we cut down the 10mA inductance of the choke to 20H. This alone would not provide enough impedance at 100 c/s to keep the fundamental ripple current below 10 mA peak, but it could be made to do so by means of about 0.127 μ F in parallel with it.

The rectifier used in conjunction with choke-input is usually a gas-filled type, because that has negligible slope resistance and so promotes the constancy of output voltage. The absence of current peaks much greater than the full load current means that quite a small rectifier can handle considerable power. Unless some historian can prove the contrary, it may be taken that choke-input was introduced specifically to enable the best use to be made of the then new gas-filled rectifier.

Summarizing

The capacitor-input system gives bad regulation and requires higher rated transformer, rectifier and smoothing capacitors than choke-input. In low-power apparatus, especially for more or less constant load current, these disadvantages, being small, may be outweighed by the advantage of higher output voltage. The greater the power to be supplied the more likely the choke-input system is to show an overall economy, and for Class B and similar requirements it is far the better. The choke must have a low resistance and a high inductance at low

* The earliest reference I know is in an article by F. S. Dellenbauch and R. S. Quimby in Q.S.T., March, 1932.

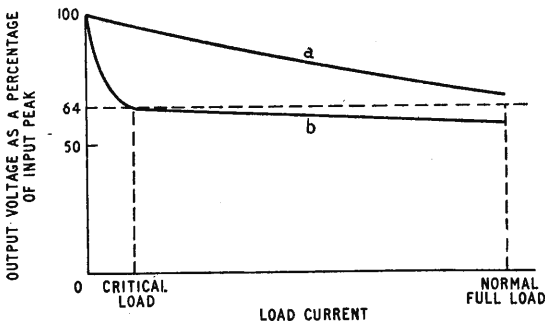


Fig. 5. Comparison of output voltage/current curves for (a) capacitor input and (b) choke input systems.

current, and be capable of standing peak voltages of the same order as the maximum output voltage. It is helpful to tune it by parallel capacitance to minimize the critical load current, below which the output voltage rises very steeply.

Lastly, here is the derivation of the $L_c = R_c/6\pi f$ formula. In Fig. 6, I_d is the d.c. or load current and I_a is the peak ripple current at its fundamental frequency, which is $2f$. At the critical value of I_d it is equal to I_a . Denote the peak alternating voltage by V_{max} ; assuming sine waveform, its average value is $2V_{max}/\pi$. The load current I_d is equal to this divided by the total d.c. resistance, of load plus choke, rectifier and transformer. At the critical I_d these additions are normally small enough to neglect

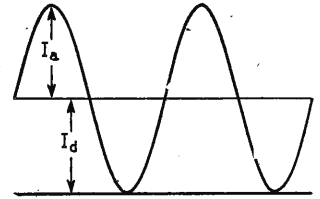


Fig. 6. Fundamental ripple and load currents at the critical point.

compared with the critical load resistance R_c , so critical $I_d \approx 2V_{max}/\pi R_c$.

Now the peak alternating component of the full-wave rectified "input voltage to L" in Fig. 3, at its lowest frequency (which is $2f$, the fundamental ripple frequency) is $4V_{max}/3\pi$. Again neglecting the rectifier etc. resistance, and also the impedance of C at that frequency, we have $I_a \approx 4V_{max}/3\pi X_L$, where X_L is the reactance of the choke at frequency $2f$, so is $4\pi fL$.

Putting $I_d = I_a$, which is the critical condition:

$$\frac{4V_{max}}{3\pi \times 4\pi fL_c} = \frac{2V_{max}}{\pi R_c}$$

which simplifies to

$$L_c = \frac{R_c}{6\pi f}$$

British Standard Specification for Ebonite

THIS is a revised version of the war-time emergency standard specification BS234 of 1942 and it covers three groupings of ebonite.

The specification covers ebonite in the form of sheets, rods, tubes and mouldings suitable for electrical and certain electronic applications. It also covers the loaded type of ebonite specified in the Wireless Telegraphy Board specification No. K109.

It lays down standards and tolerances for thickness and size of sheets; thickness, length and diameter of tubes, and length and diameter of rods.

Section 3 defines the nature of electrical tests that shall be applied, these cover permittivity and power factor.

Appendix C is concerned with tests at audio frequencies and Appendix D permittivity and power factor at radio frequencies. In the latter case tests are made at approximately 1 Mc/s. A circuit diagram of an approved test bridge is included.

The revised specification, which is known as BS234: 1957, covers 24 pages and costs 6s (6s 9d by post). Copies are obtainable from British Standard Institution, 2, Park Street, London, W.1.

LETTERS TO THE EDITOR

The Editor does not necessarily endorse the opinions expressed by his correspondents

Loudspeakers in Parallel

REFERRING to the interesting article "Loudspeakers in Parallel" by J. Moir (October, 1957), I assume the author is dealing with directional speakers when he says that no increase of apparent source size is achieved by using two or more in parallel; if this assumption is correct, I agree with Mr. Moir's findings.

But if we use omni-direction speakers the results are quite different, especially in concert halls. We have found that spacing four omni-directional speakers wide apart on the platform not only broadens the apparent source size, but also subdues hall resonance. (Carnegie Hall, New York—in spite of its reputation—possesses the biggest bass "honk" in the world, and the effect of spacing loudspeakers on the platform is quite magical.)

Mr. Moir speaks with authority on cinema installations, in which horn loading gives an impression of efficiency, due mainly to strong directional effects; but if we watch and listen to an orchestra we must be impressed by the largely omni-directional quality of the sound from the various instruments. I am convinced that the only way to recapture this effect in reproduction is to use omni-directional speakers, and any success we have had in this field has been due mainly to a realization of this simple truth.

As regards l.f. improvement obtained by using parallel speakers close together, how right Mr. Moir is! Two speakers on a baffle give astonishing bass; the l.f. output is double, and the risk of distortion from overloading is halved: in fact we get something for nothing in the audio region where it is usually wanted the most.

G. A. BRIGGS,

Idle, Yorks. Wharfedale Wireless Works, Ltd.

MR. MOIR'S enthusiasm for so-called stereophonic reproduction leads him in your October issue to a piece of special pleading which does not fully present what can be achieved by effective sound distribution from a single-channel source under domestic conditions. Mr. Moir's observations are confined to twin loudspeakers spaced 8-10ft apart with the listener moving laterally at an unspecified distance from the source.

I submit that his conclusion that an increase in the apparent size of the source cannot be achieved without "stereophony" is insupportable without full consideration of all the following factors:—

(a) Multiple loudspeaker placement not necessarily confined either laterally to the position considered most advantageous to stereophony; nor vertically to floor level whereby the apparent height of the source becomes fixed unsuitably; nor to two in number since even enthusiasts for "stereophony" advocate at least a third speaker so placed as to fill the central "hole"; nor to the specified position on the vertical axis—since rotation causes marked alteration of the results achieved.

(b) Control of the frequency range of individual speakers up to (with two only) complete elimination

of the bass range on the one side with or without elimination of the treble range on the other.

(c) The location of the observer along the axis, including a position *between* two speakers.

(d) The type of reproduced sound, particularly speech—when the greatly enlarged source (!) renders the method unsuitable. The superiority of multiple closely spaced small cones in the bass range and the diminution of eigentone excitation by strategically placed ancillary speakers (the latter not mentioned by Mr. Moir) are of course not relevant to the present discussion, which is concerned solely with the possibility of effective sound distribution in the domestic listening area without resort to multiple channels.

A. H. BARZILAY.

Stellerbosch, S. Africa.

Projection Television

I WILL admit I am staggered by A. G. Tucker's claim (October issue) that he can view a forward projection picture from a modified Philips 1800 chassis, with 450 watts lighting in the room.

The black level of the picture can only be that of the light reflected from his aluminiumized screen, so his picture contrast range must be from white to a shade of grey, even if the 450 watts is indirect lighting. I am certain that satisfactory daylight viewing is impossible, and I speak from experience.

I have sold and installed several forward projection models, always against my advice to the customer, and have had several dissatisfied customers in consequence. Apart from the insufficiently lit picture, there is all the trouble of setting up the projection console in the centre of the room, with trailing mains lead and aerial lead, while the illusion of reality is killed by the sound coming from the console instead of the screen.

The back projection model is quite another matter, and, as typified by the Ferranti 20K series, is, in my opinion, the best of all television pictures, and far less tiring to the eyes than direct tube viewing. If viewed against the light from the window, even on a bright sunny day, the picture is quite acceptable, and at night, a correctly optically focused 24in screen picture compares more than favourably with any direct vision receiver, with the added advantage that the line structure is practically unnoticeable. Overall focus is far superior to any 21in tube receiver I have handled, and the picture has a beautiful photographic quality.

Before the advent of the 17in screen, we sold large numbers of back projection models, but nowadays there is not sufficient public demand, and manufacture has apparently ceased. Perhaps we shall see a renaissance of the projection television receiver when colour transmissions begin?

O. V. WADDEN,

Hounslow.

Wadden & Hill, Ltd.

MR. O. V. WADDEN, in his September letter, is evidently unaware of the "Daylight" type of viewing screen recently developed, which does

in fact permit of daylight viewing of film and projection television pictures without need to darken the room. Developed precisely to meet the difficulty in situations where black-out may be undesirable or impracticable, this screen requires no shielding or other special precaution in ordinary daylight conditions, and will under those conditions provide a picture comparable in contrast and brilliance with the same picture shown in darkness.

"Free Grid's" projected and future receiver (July issue), therefore, makes no kind of nonsense except that, the "Daylight" screen being a translucent or rear-projection one, the picture will appear in the adjoining room! A simple mirror arrangement, however, suffices to get it back again, and "Free Grid" is in fact predicting a development which I can assure your correspondent has already taken place and is actually in use in many schools and other specialized applications to-day. A more practical technique, however, is to fit the projector with a short-focus lens and house it in one cabinet or wall-cupboard with the mirror and screen itself, and I have in fact been using this arrangement for some time.

I have two of these screens, which are black or nearly so, apparently unbreakable, and can be used for either TV or film projection with projectors of quite moderate power and, being colour-corrected for incident light over most of the visual spectrum (actually 4,500-6,500 Å), for monochrome and colour projection also. And how near the mark "Free Grid" actually came (albeit retrospectively!) is suggested by tests recently carried out by the B.B.C. at Lime Grove, in which a spotlight powered by a high-intensity arc of $2\frac{1}{2}$ kW at ten yards failed to quench the colour picture on one of them with 750 watts in a projector using single-frame 35mm Kodachrome film—an apparently miraculous result possibly accounted for by the name "Black Magic" or the clue "regenerative" accompanying it, since the still¹ value of the "quenching" beam exceeded that of the projector by a factor of the order of 4, and its intensity in terms of foot-candles by considerably more.

Whatever the reason, which is in fact the novel one that the screens exhibit *gamma-plus* characteristics, i.e., maintain their contrast values under conditions hitherto thought to be impossible, they are effectively "blind" to ambient light of any intensity likely to be found in the average classroom or living room and remain unshaken by conditions intolerable to any front-projection or ordinary back-projection screen, and it is almost startling to show a picture in the dark and suddenly switch on several hundred watts of light without apparent effect whatever.

But the makers exclude direct sunlight on the not unreasonable ground that whereas the intensity of the best tungsten projector lamp at full loading is under 20 stilb, that of the sun is of the order 200 stilb (that at Lime Grove was *circa* 60 stilb). This suggests the conclusion, confirmed in practice, that for optimum results the screen should be as small as possible consistent with acceptable magnification, because the output of even the best high-intensity c.r. tube in terms of lumens falls considerably short of that of a 1,000-watt projector lamp, and my own experience indicates 4 sq. ft. as the present upper

limit of advisable screen area under average room conditions in daylight, e.g., a mean ambient light level of 12-20-foot candles. And I say *present* because, a true "Daylight" or anti-dilution screen having been developed, the limiting factor has now become the light available at the projector which is by no means likely to remain a static quantity.²

To summarize briefly: (a) Mr. Gould is in order; (b) Mr. Elliott is in order; (c) "Free Grid" is in order, but conservative and a few degrees out of phase; (d) Mr. Wadden is a little "off-beam" but now I hope in daylight.

For which scandalous generalization I apologise.
"ÅNGSTROM UNIT."

Hadlow Down,
Sussex.

Line Scan Ringing

K. G. BEAUCHAMP in his article in the September issue makes a statement that the ratio of the ringing frequency to the flyback frequency is 2.7:1 and not 3:1, due to the booster diode conducting for more than one half cycle of the fundamental resonance. I disagree with this statement for the following reasons.

For a typical design one half cycle of the fundamental resonance is about $14\mu\text{sec}$. For $1\frac{1}{2}$ cycles of oscillation the difference in time between the ratios of 3:1 and 2.7:1 is $1.55\mu\text{sec}$, so if Mr. Beauchamp's statement is correct this will be the time the booster diode conducts in excess of one half cycle of the fundamental frequency. For a typical timebase the difference in potential of the booster diode cathode at the commencement and finish of the flyback is about 25 volts, due of course to the impedance of the valve. Since during the flyback period the peak potential to which the valve cathode rises is some 4,000 V, it is possible to calculate how long the diode conducts in addition to one half cycle of oscillation.

The instantaneous diode cathode voltage $e=4,000 \sin \omega t$

$$\therefore 25 = 4,000 \sin \omega t$$

$$\sin \omega t = 0.0065 = 0.37^\circ$$

$$\text{Expressed in time} = \frac{0.37}{180} \times 14 \mu\text{sec} = 0.029 \mu\text{sec}.$$

This then is obviously not the reason for the ratio of the frequencies being 2.7:1.

If Mr. Beauchamp carefully examines the ringing frequency during the flyback period he will find the first and last quarter cycles are of shorter duration than the centre cycle. This is due to the capacities of the circuit being charged and discharged by the main flyback pulse. For minimum ringing during the scanning stroke exactly $1\frac{1}{2}$ cycles of the oscillation must occur during the flyback period and this is made up of one cycle of the ringing frequency at 2.7 times the fundamental, plus the charge and discharge times of the capacities. This is clearly shown on page 91 of *Mullard Technical Communications*, No. 14, August, 1955.

Mr. Beauchamp also states that with 5th harmonic tuning, better e.h.t. regulation can be expected. This is only true if the e.h.t. is lower for the 5th harmonic condition. For the same value of e.h.t. the regulation with 3rd and 5th harmonic tuning is similar. With 5th harmonic it is necessary to increase the overwind turns and this increases the leakage induc-

¹ Stilb = candelas/sq cm; a unit of intrinsic brilliance in a light-source or illuminant.

² And is not necessarily limited to that obtainable from the incidence of electrons on the phosphor in a c.r. tube.

tance, which results in a worsening of the regulation.

Mr. Beauchamp gives the credit for this method of tuning the leakage inductance of the line transformer to C. E. Torsch, but the original work was carried out by P. J. H. Janssen of the Philips Company in Holland and is described in Patent Specification 723, 510 the date of the application being December 19th, 1951.

K. E. MARTIN,

Mullard Research Laboratories.

Salfords, Surrey.

X-radiation from TV Sets

I NOTICE that on page 468 of your October issue, it is implied that a television receiver with a 24-inch tube employing 17 kV on its final anode may result in significant X-ray radiation.

My Association has been giving considerable attention to the problem of possible X-ray radiation from television receivers. While investigations are not yet complete, it can be stated that the viewing public has nothing to fear from this source when the set is operated inside its cabinet. Tests made with an e.h.t. voltage of 27 kV and a beam current of 500 μ A showed a barely detectable radiation at the front of the safety screen; at voltages below this there was no detectable radiation in a forward direction. At 20 kV and with a beam current of 800 μ A, there was no detectable radiation at any point on the outside of the cabinet, even when the safety glass implosion screen was removed.

The indications are that the critical voltage at which X-ray radiation commences to be significant is in the region of 25 kV, although this must be qualified by a number of other factors.

S. E. ALLCHURCH,

Secretary, The British Radio Equipment
Manufacturers' Association.

London, W.C.1.

"Do It Yourself" Interference

IN a recent series of weekly programmes in the B.B.C.'s Television Children's Hour Gilbert Davey has shown his youthful audience how to make a simple radio receiver.

The circuit is that of a one-valve regenerative detector—a dangerous source of heterodyne interference at any time and particularly when in the hands of a child whose knowledge of positive feedback is, understandably, limited. The tuning and reaction condensers are of the solid dielectric type so it would not be easy to adjust the set to the threshold of oscillation without contributing even more interference to the already chaotic state of the medium-wave band.

So we have the strange paradox of the B.B.C. Sound Broadcasting Service doing its best to improve reception for its dwindling listening audience and, at the same time, the B.B.C. Television Service giving to hordes of eager youngsters minute details for making an instrument which, basically, is a transmitter capable of ruining reception for thousands of listeners.

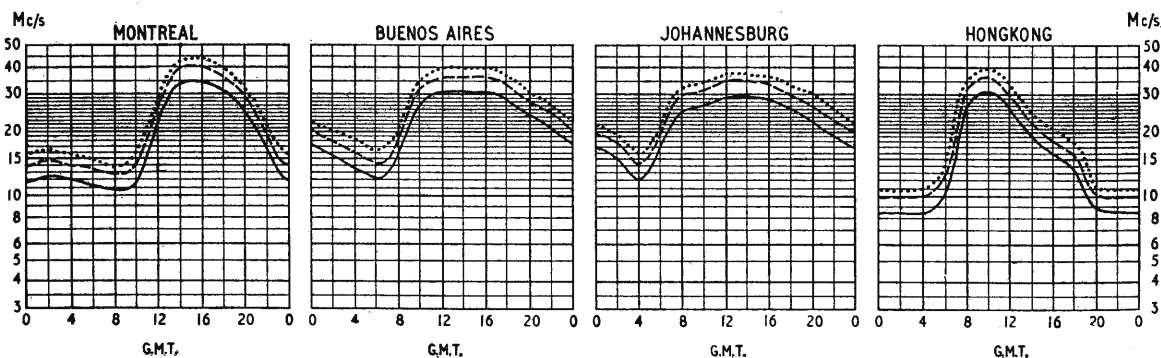
It is understood that the response to the Corporation's offer of printed instructions for making the set has been very large which would suggest that the Post Office radio interference sleuths can look forward to a busy season as thousands of one-valve transmitters, with youth at the helm, merrily join in the free-for-all "jam session" on the medium waves.

It is doubtful whether any appeal to the new set owners NOT to oscillate will have any greater effect than Capt. P. P. Eckersley's famous entreaty "PLEASE don't do it" from Two Emma Toc in the early nineteen twenties.

DOUGLAS WALTERS.

Godalming.

SHORT-WAVE CONDITIONS *Prediction for December*

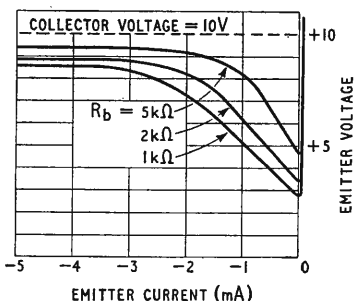
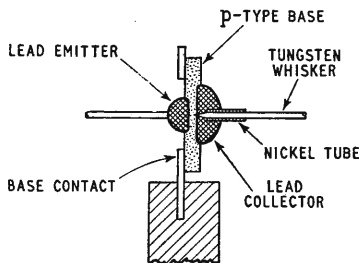


THE full curves given here indicate the highest frequencies likely to be usable at any time of the day or night for reliable communications over four long-distance paths from this country during December.

Broken-line curves give the highest frequencies that will sustain a partial service throughout the same period.

- FREQUENCY BELOW WHICH COMMUNICATION SHOULD BE POSSIBLE FOR 25% OF THE TOTAL TIME
- PREDICTED AVERAGE MAXIMUM USABLE FREQUENCY
- FREQUENCY BELOW WHICH COMMUNICATION SHOULD BE POSSIBLE ON ALL UNDISTURBED DAYS

New Switching Transistor developed by the German Post Office was described by W. von Münch at the recent International Components Symposium at Malvern. It is constructed rather like an n-p-n alloy junction transistor, with lead-antimony emitter and collector electrodes alloyed on to a high-resistance p-type base. During the alloying process a tungsten whisker encased in a nickel tube is embedded in the collector so that it just penetrates the collector junction. When a resistance is connected in the base circuit the device has a negative-resistance characteristic rather like a point transistor (see emitter input graph).



This gives a regenerative action which produces a rapid switch-over, when the emitter is suitably triggered, from a high resistance condition (right) to a low-resistance condition (left). The electric field set up in the base region by the tungsten whisker accelerates the current carriers and thereby gives a switching time of only 0.1-0.2 μ sec. It is notable that this high-speed response is obtained with a transistor whose base region is as thick as that of an ordinary a.f. transistor. Pulse repetition rates of up to 2Mc/s can be handled by the device.

8 1/3 r.p.m. Record development was described by Dr. P. Goldmark of the Columbia Broadcasting System Laboratories at the ninth annual convention of the Audio Engineering Society held recently in New York. These records were developed under the sponsorship of the American Foundation for the Blind, and are designed for speech reproduction. This allows the groove amplitude to be the same as that on the 16 2/3 r.p.m. records using a 1/4-mil radius stylus tip also developed by the C.B.S.

Laboratories for the Chrysler car record player (described in *Audio Engineering* for December, 1955). The upper frequency limit is, however, halved, but for speech this limitation is not serious. A 7-in diameter record provides four hours of speech, and a 12in record 10 hours. The same tone arm as in the car record player is used. A viscous fluid in the vertical bearing damps out any tendency for the pickup to move relative to the record when the whole player is moved horizontally, while still providing a bearing free enough to allow the extra fine record grooves to be tracked with a stylus force of only two grams. The pickup cartridge in the arm is balanced about a horizontal axis, and the arm itself is rigid in a vertical plane, so that vertical movement of the player as a whole also does not displace the stylus from the groove. Moreover, if the pickup is accidentally moved by hand across the playing surface only the stylus force acts on this surface, and this force is so low that any scratches produced are not audible. This is an important advantage for blind users and is also, of course, valuable in the original car record player application.

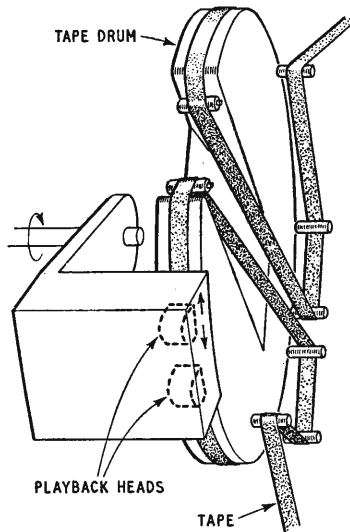
Half-Century Time Constant is claimed for three 1- μ F capacitors, shunted by their own insulation resistance of 1.5×10^9 ohms, which have been on test so far for six years at the Telegraph Condenser Company. At the beginning of the six-year period they were charged to 500 volts and are now still well above 400 volts. The high insulation resistance has been achieved by the use of plastic film dielectrics, which are now tending to replace paper for low leakage applications. Very thin films are desirable to reduce the size of capacitors, and development is proceeding on polystyrene films of only 0.0001-0.00025 inch in thickness. It is expected that capacitors of up to 1 μ F for operation at a maximum of 50 volts d.c. will be possible using metallized films of this type. These, of course, will be very suitable for transistor circuits.

Analogue Divider produced from a combination of rectangular-hysteresis-loop magnetic materials and transistors used as switches is described by D. H. Schaefer in un-

published report PB11969. The device gives an average output voltage which is the quotient, with correct sign and accurate to $\pm 2.5\%$, of two input voltages. An extension of the principle to a much more general computing element is discussed, and this gives an output proportional to various functions containing quotients.

Frequency Shift Modulation, a quantized system loosely comparable with frequency shift keying, is suggested as a means of obtaining high quality sound radio transmission through a dispersive medium, such as the ionosphere, in unpublished report PB118806 by L. B. Arguimbau, J. Granlund, E. E. Manna and C. A. Strutt. This follows an account of experiments investigating the possibility of using frequency modulation techniques to establish a transatlantic radio link of local broadcast quality over an ionospheric path. It is concluded that ordinary frequency modulation would not be successful because of the complexity of the ionospheric path.

High-Speed Correlation Computer.—The sketch shows in simplified form the mechanical system of the Ramo-Wooldridge device mentioned in September. A 28-inch length of magnetic tape from the storage reel




is held stationary on the fixed drum, while an arm carrying the two playback heads rotates about it. For each revolution the heads are automatically displaced one step by a cam mechanism, the range of travel being from zero displacement to 2.5 inches. A head amplifier is mounted on the rotating arm and its output is fed out by means of slip rings and brushes.

Oxide Film Resistors, using mixtures of tin and antimony oxides, should soon be in commercial production in this country. They are notable for good thermal stability and should be capable of high temperature operation. The films have a high resistance to abrasion which makes them particularly suitable for potentiometer elements, although there is also a high contact resistance between the element and wiper which may prove a disadvantage. In manufacture, the oxide films are prepared by spraying chloride solutions of the tin and antimony on to heated glass or ceramic bases. The process is said to be relatively simple and reproducible, permitting good control over the chemical properties of the film. Examples were shown at the recent International Components Symposium at Malvern and described by G. V. Planer, of Planer Laboratories.

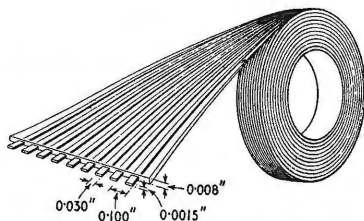
Stone-like Qualities are said to be possessed by an inorganic plastic called Rosite which is now being manufactured in this country by a subsidiary of Plessey. Chemically it is a calcium aluminosilicate with a microscopic grain structure, integrally reinforced with asbestos fibre. It has inherent heat resistance, arc resistance and dimensional stability at high temperatures, and is therefore suitable for many electrical applications.

Electronic Photo Printer.—Below is illustrated the American LogEtronic equipment described in our Novem-



ber 1957 issue (p. 547) which is now being handled and further developed in this country by E.M.I. Electronics.


Flat Tape Cable, a new type of multi-conductor cable made by the Tape Cable Corporation of New York, is notable for its small cross-sectional area and low capacitance between conductors compared with equivalent conventional cables. Described in the September, 1957, issue of *Electronic Industries*, the cable is a ribbon-like flexible film of transparent polyester insulation with flat copper conductors only 0.0015 inch thick embedded in it. A 100-ft. roll of 50-conductor tape cable weighs only 2½ lb, which is said to represent a saving of 85% in copper over conventional types. The capacitance



between conductors is claimed to be less than 5pF per foot, while earthing alternate conductors reduces this to less than 1pF per foot in free space. The cable is particularly suitable for making flexible connections between chassis or sub-assemblies, such as printed circuit boards, and has been used successfully in applications requiring a continuous flexing on a radius of ¼ inch.

Zinc Capacitor Electrodes are said to be far superior to aluminium for metallized paper capacitors in an unpublished report (PB111715) from the Sprague Electric Company of America. A solid hydrocarbon is considered to be the most suitable impregnant. The temperature characteristics of metallized capacitors are shown to be equivalent to those of foil capacitors, and samples have been found to be satisfactory after 1,000 hours at 85°C and at 1-5 times the rated voltage.

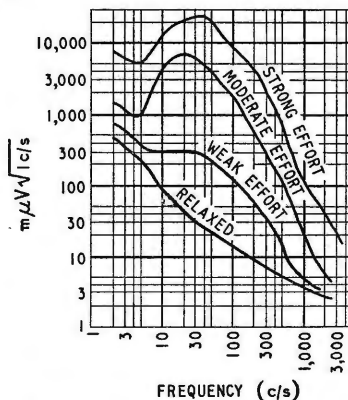
Relay Vacuum Switch recently introduced by Engel and Gibbs is a small evacuated glass tube containing contacts which can be operated by the armature of a miniature relay. Voltages up to 2000V, a.c. or d.c., can be switched in the space occupied by a miniaturized Post Office type relay, with a maximum switching capacity of 2kW. There is no arcing, of course, as the make and break occur in a vacuum. The switch is operated mechanically from the outside through a metal diaphragm, requiring a force of approximately 85 grammes. It is silent in operation and can be used in any position. A switching frequency of 20 operations



per second is possible with non-inductive loads and 3 per second with inductive loads. The actual tube is contained in a plastic case which provides protection and insulation and also positions the device accurately on the relay.

Electrolytic Oxygen Generator has been developed by the U.S. Naval Research Laboratory from a standard commercial nickel-cadmium battery by replacing the nickel oxide plates with sheet nickel ones. Since the cadmium plates do not gas during most of a charge or discharge and the inert plates gas continuously, a single gas is produced in a cell at any time. The battery type of construction is said to be advantageous in both weight and size. Details are given in unpublished report PB121245.

Muscle-Potential Spectra shown below were obtained from the thigh muscle of a man by means of a Muirhead-Pametrada wave analyser when weak, moderate or strong efforts were made to contract the muscle and also when it was relaxed. This experiment was done at Guy's



Hospital Medical School in order to establish the frequency band required in the design of an electromyograph amplifier. The most important components associated with the contraction lie between about 10c/s and 600c/s (the values on the vertical axis being proportional to the square root of the power in a bandwidth of 1c/s). There is a discussion on the method of using the analyser on these random waveforms (including frequency analysis of amplifier noise) by A. Nightingale in the October, 1957, issue of the Muirhead journal *Technique*.

Sensitive D.C. Null Detector



General view of null detector.

THE accuracy of measurement obtainable by bridge or potentiometer methods is frequently determined not so much by the accuracy of the standard resistors or voltage sources as by the sensitivity of the null detector available. This is particularly true in the case of routine measurements in production departments, inspection departments and routine laboratories where equipment has to be simple and robust because of its use by semi-skilled operators.

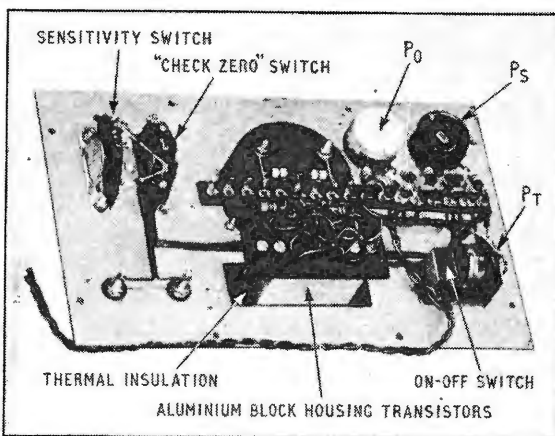
The availability of junction transistors capable of operating at extremely low current levels has made possible a substantial improvement in the design of null detectors in terms of sensitivity as well as mechanical and electrical ruggedness. In addition, the cost of an instrument of the type to be described is less than that of a conventional galvanometer of equal sensitivity, slower response and substantially greater mechanical and electrical vulnerability.

Basic Principles.—Junction transistors are capable of operation as d.c. amplifiers subject to limitations imposed primarily by their saturation currents and base-to-emitter potentials. These parameters are of the order of a few microamps and of about 100mV, respectively, at room temperature. Furthermore, they are subject to substantial changes due to temperature variation, difference in parameter values from unit to unit even of identical type being a further complication. In spite of these limitations, simple transistorized d.c. amplifiers can be constructed which are superior in performance to conventional amplifiers of comparable cost, provided advantage is taken of circuit techniques suitable for minimizing zero drift arising as a consequence of circuit parameter changes. Such techniques are primarily based on the use of balanced long-tail pairs and of stabilization of the operating point of transistors at low voltage and low current levels.

An amplifier embodying these techniques was

A Transistorized Galvanometer Giving a Full-Scale Deflection for $50\mu\text{A}$

By FRANCIS OAKES,* A.M.I.E.E., A.M.Brit.I.R.E., M.Inst.E., and E. W. LAWSON,* A.M.I.E.E.



Underside view of panel

described in *Wireless World*, November, 1956.† Since then, new high-frequency transistors with smaller junction areas and smaller leakage currents have become available, and advantage was taken of this, by substituting such transistors in place of the low-frequency types originally recommended. With an input impedance of approximately $20\text{k}\Omega$ and a current gain of the order of 1,000, feeding into a 50-0-50 μA moving-coil instrument, a suitable basic unit is provided round which to build the instrument.

Circuit Arrangement.—The main issue in deciding on circuit arrangements for this type of instrument is to make a suitable choice for the placement of sensitivity controls. In principle, two alternatives are available: (a) attenuation in front of the amplifier, (b) attenuation further along the amplifier chain or at the meter terminals.

Method (a) was chosen for the following reasons: Attenuation in front of the amplifier affords maximum protection from damage by overloading. The amplifier will stand an overload of approximately 1,000 times full-scale deflection. Thus, if the sensitivity is cut to 1/10 and 1/100 to provide alternatives to the most sensitive range, the instru-

* Ferguson Radio Corporation Ltd.

† D. M. Neale and F. Oakes: "Transistor D.C. Amplifier."

ment can accept 1 volt, 10 volts and 100 volts at the input terminals without sustaining damage, whilst a null can still be detected with a discrimination of $20\mu\text{V}$, $200\mu\text{V}$ and 2mV respectively.

Method (b), on the other hand, would offer the advantage of greater zero stability on the attenuated ranges. For use of the instrument as a null detector, this is of minor importance, however, as the final check is always made on the most sensitive range. A complete circuit diagram of the instrument is shown in Fig. 1. The schematic circuits in Fig. 2 indicate the actual input connections at the three sensitivity control settings.

Construction.—The instrument is housed in a small box containing the 50-0-50 μA moving coil meter, which is very robust in comparison with a galvanometer of a sensitivity approaching that of this instrument, i.e., 0.05 μA full scale.

The sensitivity can be varied by means of a spring-loaded range switch arranged to return to the minimum sensitivity position. The medium and maximum positions can be locked in, if desired, by means of catches on this switch.

For setting up, two zero controls are required, to adjust for open-circuit input and short-circuit input respectively. These adjustments are facilitated by a second switch, spring-loaded to return to normal working position. Moved up, it removes the input signal and short circuits the amplifier input, moved

down it opens the input terminals. By this means, zero adjustment can be checked rapidly and without removing the signal source from the input terminals.

In order to minimize zero drifts, the transistors are mounted in holes drilled into an aluminium or brass block and by insulating this block against ambient temperature variations. Each transistor is wrapped with copper foil until a tight fit in the hole.

Before setting up, a few minutes must be allowed for the collector temperatures to settle, after which the zero adjustments can be made and the instrument is ready for use. In case of frequent or continuous use, it may be preferable to keep the instrument permanently switched on; with a total current drain of the order of only 2mA, battery replacement is not a serious problem, and the additional stability and immediate availability for use may well justify the extra cost.

Performance Data:

Sensitivity: 0.05 μA full-scale deflection.

1mV full-scale deflection.

Resolution: 10^{-9} amperes.

2×10^{-5} volts.

2×10^{-14} watts.

Zero drift: Short term. Not more than 5% of full-scale deflection for 10 minutes at constant ambient temperature.

Long Term. Depends on ambient temperature changes.

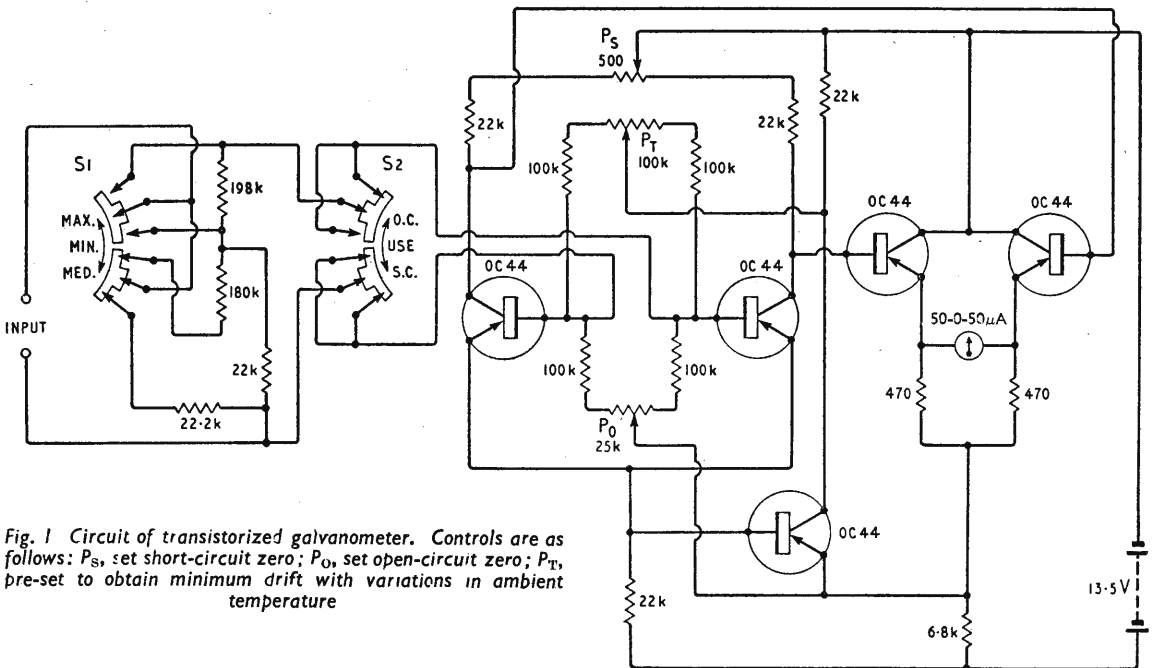


Fig. 1 Circuit of transistorized galvanometer. Controls are as follows: P_S , set short-circuit zero; P_O , set open-circuit zero; P_T , pre-set to obtain minimum drift with variations in ambient temperature

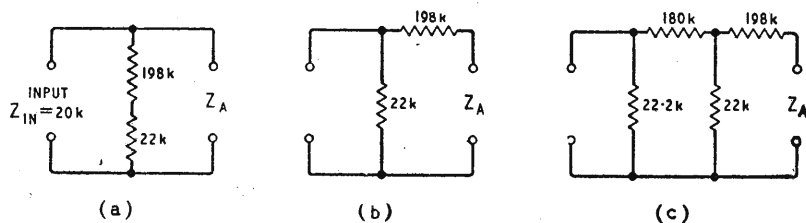


Fig. 2 Attenuator circuit arrangements. (a) Maximum sensitivity, gain 1,000. (b) Medium sensitivity, gain 100. (c) Minimum sensitivity, gain 10. The input impedance of the amplifier Z_A is 22k Ω , nominal

Aerial/Propagation Mismatch

By R. J. HITCHCOCK,* M.A., A.M.I.E.E.

THE success of the first transatlantic submerged repeater cable and the planning of a second emphasises the resurgence of the cable as a serious competitor to radio circuits for long distance point-to-point traffic. This seems an apposite moment therefore to see whether the h.f. point-to-point services as a whole are exploiting their propagation medium, the ionosphere, to the greatest possible extent.

By using the most modest form of equipment and aerial, costing no more than a few pounds, it is possible to communicate at some time of the day with the most distant parts of the earth. While this phenomenon may be exciting and useful to radio amateurs it has had an unfortunate effect on those financially responsible for the development of point-to-point systems. It has resulted in economies in sites and aeri-als and in attempts to obtain more out of radio services than the often limited engineering facilities warrant. In this respect the cable engineer has been more fortunate, in that his communication link must be completely engineered before one word of traffic can be passed.

The advent of leased channel and automatic circuit operation have resulted in the demand for higher circuit performances over the radio path. Whilst constant improvements in equipment are partly meeting this demand, much could be achieved by applying our steadily increasing knowledge of propagation to the design of aerial systems.

Early Lack of Propagation Data.—Serious h.f. point-to-point communication within the Commonwealth can be said to have started about 1927 with the completion of the last of the four Franklin beam array services linking the United Kingdom with the Dominions of Australia, Canada, India and South Africa. It is interesting to reflect that at the time these aerial arrays were planned and erected our knowledge of the ionosphere was still in its infancy and in fact the means of scientifically exploring the ionized layers postulated by Heaviside had not yet been established. That the characteristics of these arrays very closely match the mechanics of propagation now known to exist makes the design of the Franklin beam aerial all the more remarkable, and it was indeed unfortunate that owing to their high cost and inflexibility few such aeri-als were erected.

It was another thirteen years before Appleton and Beynon¹ published their solution to the problem of a ray propagating through a curved layer with a parabolic ionic-density/height relationship. During all this time the number of h.f. communications systems had steadily increased and more often than not the new services were opened on relatively small

wide-band aeri-als at restricted sites. Of necessity these aeri-als had to be sited and constructed with insufficient scientific knowledge of the propagation characteristics likely to be met with along the route. Thus throughout the formative years of their development, only a very limited amount of ionospheric data was available on which to base the planning of h.f. services.

Modes of Propagation.—Information on modes of propagation, i.e., the exact path whereby h.f. radio signals travel between two points on the earth's surface using the ionosphere as the medium of propagation, is still very limited.

In the past it has been usual for communications engineers to make simple mode models depicting a series of equidistant hops between the ground and a thin mirror-like reflecting layer at some finite height, usually representative of the F₂ layer. Because such simple mode models consider neither the relative influences of the several

layers nor take account of the distance a ray may travel within the F layer during refraction, results based on simple mode methods have been very misleading.

After the second world war there was a tendency to assume that our knowledge of h.f. propagation was complete or at least adequate and to move on to the new problems of v.h.f. During the sunspot minimum period 1953-54, however, it became apparent to many users of point-to-point h.f. that predictions of optimum frequency based on simple modes of propagation often failed. In order both to improve these predictions and to achieve a sounder basis for the design of aerial systems it became evident that far more information on modes of propagation was needed.

During the last three years considerable work has been done on this subject at the Radio Research Station of the Department of Scientific and Industrial Research. In addition to pulse tests on fixed frequency stations as far apart as Osaka (Japan) and Ascension Island, a transportable equipment capable of variable frequency operation is now in use². It is not the purpose of this paper to discuss the methods whereby the active modes of propagation along any great-circle path can be deduced from observations of pulse transmissions except to note that the main measurements consist of (a) observing the angle of elevation of the down-coming rays as described by Wilkins and Minnis³, and (b) observing the break-up and relative arrival times of the various components of the original pulse. In addition further valuable information on modes of propagation is being

WHY POWER IS OFTEN
WASTED IN H.F. POINT-TO-
POINT COMMUNICATION
SYSTEMS

* Cable and Wireless Ltd.

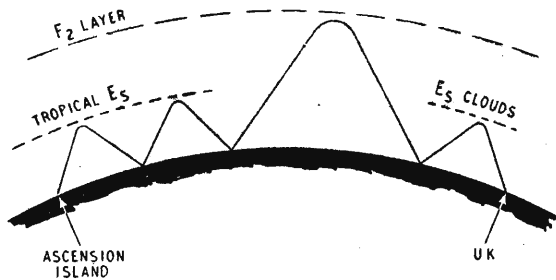


Fig. 1. Typical propagation mode between Ascension Island and the United Kingdom. The diagram is not to scale and the arrival angle is actually 6° to the ground.

obtained from the back-scatter observations described by Shearman.⁴ Although only a small part of the Radio Research Station's observations and conclusions have yet been published³, the complexity of aligning possible propagation modes to the observed results is an exceedingly difficult task. On the Ascension Island/U.K. path where nearly 5000 observations have so far been made it is apparent that during daylight the first two or three hops from Ascension are between the earth and the tropical sporadic E layer, the remaining hop or hops being via the F_2 and or temperate E_s clouds⁵ (Fig. 1). The most interesting feature of these tests is the confirmation that the predominant modes arrive at very low angles of elevation, in fact the arrival of two main modes below 7° was a normal occurrence.

Advantages of Using Low-angle Modes.—The correct exploitation of these low-angle modes results in two very definite advantages to the user of h.f. In the first place the least attenuated mode is the one arriving at the lowest angle, that is to say the mode suffering the fewest number of ground and ionosphere reflections.

Calculations of the attenuation suffered by different modes is naturally complex and will vary with circuit, frequency, time, season, type of ground at earth reflection point, etc. On a medium distance north-south multi-hop circuit of the order of 7000 km, for example, where the ground reflection points are over land and only propagation via the F_2 layer is considered, the total attenuation of the lowest ray during the daytime is likely to be some 6–8 dB less than that for the next highest ray. During the night this gain will probably be reduced to the order of 4–6 dB. To this may be added the relative gains due to focusing caused by layer curvature (usually called convergence gains). This focusing effect is greatest for near tangential rays and therefore the highest gains occur on the lowest angle modes. Taking into account theoretical values⁶ of convergence gains for the same sort of circuit, and assuming that the gains of both transmitting and receiving aeri-als are constant throughout the vertical plane, then the field strength of the mode with the lowest angle of arrival might be expected to be some 9–11 dB above that for the second highest arrival angle.

The second great advantage to be gained from exploiting the lowest angle mode is that this mode will be present for the longest possible time; in fact near the fade-in and fade-out periods it will be the only mode to propagate. Kift⁵ has shown that the operating time gained can be very considerable. On the Ascension Island/U.K. circuit in April 1956, for

example, the lowest mode (4°) at 20 Mc/s would be present from about 0700 to 2000 G.M.T. whereas a higher angle mode at 12° would only be present from about 0930 to 1900 G.M.T.

It has been shown that the lowest angle mode has both the greatest potential field strength and the longest operating time. That full advantage of this has seldom been taken in the past is probably due to two reasons which may well be interconnected. In the first place there has unfortunately existed a belief that angles of arrival were considerably higher by night than by day, this seems to have been coupled with the generalization that low frequencies necessarily meant high angles, day or night. Of course in certain circumstances low frequencies are necessarily associated with high angles but as a generalization there is no validity for the belief. Appleton and Beynon¹ have shown that for a thick parabolic layer at a given height and thickness, provided the angle of incidence of the ray with the layer remains constant, the distance the ray penetrates through the ionosphere depends on the ratio f/f_0 where f is the transmitted frequency and f_0 the critical frequency at the area of refraction. In practice, over much of the route, the ratio f/f_0 is often higher by night than by day resulting in greater hop lengths by night. Quite often, therefore, on multi-hop circuits the main angle of arrival will be lower by night than by day. (Of course hop lengths will in any case be slightly different by night as layer heights either increase or decrease, depending on geographical location.)

The second reason why low-angle modes have seldom been exploited is to be seen in the inherent nature of aeri-als themselves. For example, if on a certain circuit, where the day frequency is 19 Mc/s and the night frequency 8 Mc/s, low-angle modes arrive at about 7° both night and day; then for simple horizontal dipoles to have their major lobes at this angle, the one for 19 Mc/s would need to be 120ft above ground and that for 8 Mc/s 280ft above ground. Masts for such aeri-als are not often available. This discrimination by horizontally polarized aeri-als against low-angle modes at low radio frequencies (Fig. 2) may well have significantly contributed to the belief that at night only high-angle radiation existed.

“Avoidable Aerial/Propagation Matching Loss”—If it is assumed that the angles of arrival and departure are equal then it is obvious that on an h.f. circuit optimum performance on any given frequency is achieved when the major lobes in the vertical plane of any given transmitting and receiving aeri-als both coincide with the lowest active mode of propagation. If we define this state of affairs as entailing no “avoidable aerial/propagation matching loss” then it is interesting to see the magnitude of the loss suffered by typical point-to-point systems in use to-day.

Consider a middle-distance route of the order of say 7000 km where both the transmitting and receiving aeri-als are medium-sized rhombics limited in size to about 350ft side length and in height to about 100ft. (This can be considered typical of many of the better international and inter-Commonwealth stations.) The frequencies used on such a route will probably vary from 7 to 20 Mc/s and for the purposes of this example predominant modes of the orders of 4° and 12° have been taken as representa-

tive of those met with in practice. If both aerials are at the top of their respective masts then the following approximate "avoidable aerial/propagation matching losses" can be expected to occur on these high and low angle modes as the various frequencies are used:

Main Mode	Order of Frequency.			
Arrival Angles	20 Mc/s	15 Mc/s	10 Mc/s	7 Mc/s
4°	-2 dB	-4 dB	-12 dB	-17 dB
12°	-15 dB	-11 dB	-10 dB	-11 dB

If the aerial height was limited to 70ft, a limitation still met with in practice, then for the same angle of elevation, path lengths, etc., the approximate "avoidable aerial/propagation matching losses" might be expected to be:

Main Mode	Order of Frequency.			
Arrival Angles	20 Mc/s	15 Mc/s	10 Mc/s	7 Mc/s
4°	-4 dB	-5 dB	-14 dB	-20 dB
12°	-12 dB	-11 dB	-12 dB	-15 dB

The above figures are computed from the relative gains of the theoretical polar diagrams of both transmitting and receiving aerials at the required angle of elevation and operating frequency as well as average values of different mode attenuation and convergence gains. When it is also considered that the lowest mode is always present and will normally exist for considerably more of the time than the higher modes, particularly near the fade-in and fade-out times, then the degree to which many of the present h.f. systems fail to make use of their propagation medium is evident.

Reducing the Losses.—If the 15-, 10- and 7-Mc/s transmissions in the above example were made from transmitting and receiving aerials of the same size but at 150ft above ground then the approximate "avoidable aerial/propagation matching losses" might be expected to reduce to the order of:

Main Mode	Order of Frequency.		
Arrival Angles	15 Mc/s	10 Mc/s	7 Mc/s
4°	-2 dB	-3 dB	-4 dB
12°	-14 dB	-10 dB	-9 dB

Thus without enlarging the aerials it should be possible, by increasing the height from 100ft to 150ft, to increase both the operating time and circuit gain. It will be seen that this latter figure theoretically varies from about 2 dB at 15 Mc/s to 7 dB at 10 Mc/s, with the gain at 10 Mc/s increasing to 9 dB during periods when only the lowest mode is propagating. Further overall circuit gains could be achieved by increasing the size of the rhombics, but unfortunately site limitations often make this impossible in practice. (It is estimated that if the transmitting and receiving aerials in the foregoing example were increased to 550ft side length, against the 350ft side length considered, a further circuit gain of the order of 5 to 6 dB could be achieved at 10 Mc/s.)

Characteristics of large and high rhombic aerials at the new Rugby "B" station of the British Post Office have been discussed by Booth and MacLarty⁷ and Cook and Hall⁸. It must remain questionable, however, whether it is a wise concept to consider non-resonant aerials such as the rhombic capable of producing suitable radiation characteristics over a wide range of frequencies, say of the order of one octave. The angle of elevation of the main lobe

will vary considerably over this range and consequently discriminate against the low angle modes for much of the time. To reduce these losses to a minimum it is considered that an aerial should only be used over a relatively narrow band of frequencies and that the average 24-hour radio circuit requires four designs of aerial to cover the sunspot maximum and sunspot minimum day and night frequency ranges. It has been found that by this means it is usually possible to restrict the design of any one aerial to the approximate frequency range 1 to 1.4. Of course, only two of the four designs need be erected at one time.

Conclusions.—Many point-to-point h.f. circuits in operation to-day are unnecessarily inefficient because aerial designs are not matched to the predominant modes of propagation. Although our knowledge of modes is still very limited it is steadily growing and in the near future methods are likely to be evolved whereby mode prediction will be practicable. In the meantime current research indicates that on medium and long distance circuits the low angles of arrival predominate over all other angles both by day and night and the exploitation of these low angle modes, by increasing aerial heights, would result both in increased operating hours and increased circuit gains. In addition many

PLAN DIMENSIONS OF AERIAL
HEIGHT 60ft. ABOVE GROUND




Fig. 2. Variations in angle of elevation of major lobe of a typical rhombic aerial with changes in frequency.

h.f. services are trying to operate from inadequate sites where space is insufficient to allow the construction of larger, higher-gain aerials.

The overall gains to be achieved from improvements to aerials and sites are considerable. It is estimated that on many existing point-to-point services gains of from 10 to 15 dB are possible on the lower frequencies. This could be of considerable importance during sunspot minimum years when operating frequencies are of necessity low and circuit performance often poor.

Further, in order that the "avoidable aerial/propagation matching loss" should be kept to a minimum it is considered that non-resonant aerials such as the rhombic, which are generally considered to have a wide frequency range of the order of 2:1, should normally be confined to much narrower frequency limits.

ACKNOWLEDGEMENT.—The author would like to acknowledge most helpful discussions with Mr. F. Kift.

REFERENCES

¹Appleton, E. V., and Beynon, W. J. G. "The Application of Ionosphere Data to Radio-Communication Problems," Part I, *Proceedings of the Physical Society*, 1940, p. 52.

²Report of the Director of Radio Research, Radio Research 1955, p. 25. H.M. Stationery Office.

³Wilkins, A. F., and Minnis, C. M. "Arrival Angles of H.F. Waves." *Wireless Engineer*, Feb. 1956, Vol. 33, pages 47-53.

⁴Shearman, E. D. R. "A Study of Ionospheric Propagation by means of Ground Back-scatter." *Proc. I.E.E.* 1956, Vol. 103, Part B, p. 203.

⁵Kift, F. Private communication.


⁶Technical Report No. 9. Analysis and Prediction of Sky-wave Field Intensities in the High Frequency Bands. Signal Corps Radio Propagation Agency. 1956.

⁷Booth, C. F., and MacLarty, B. N. "The New High-frequency Transmitting Station at Rugby." *Proc. I.E.E.* 1956, Part B, p. 263.

⁸Cook, A., and Hall, L. L. "The Rugby 'B' High Frequency Transmitting Station." *Post Office Electrical Engineer's Journal*, Vol. 50, Part 1, 1957, p. 15.

Radio Teleprinter Equipment

THE unconventional Type RA17 communications receiver, described in the August 1957 *Wireless World*, forms the heart of a new frequency shift keying (FSK) radio teleprinter receiving equipment introduced by Racal Engineering. Known as Type RA62 this FSK receiving terminal, as it is called, comprises, in addition to the RA17, the Frequency Shift Converter Type FSW1, Cathode Ray Monitor Type CRM1 and, as an optional unit, Regenerative Repeater Type TRR2. All four are shown in the illustration housed in a cabinet measuring 30in high, 21in wide and 30in deep, and weighing 213 lb. Provision is made for operation on a.c. supplies of 50 to 60 c/s at 100 to 125 or 200 to 250 volts.




The audio output from the receiver, which is on 600 c/s or 2,550 c/s according to the deviation used, is amplified and shaped in the FSW1 unit and emerges as d.c. mark and space pulses of suitable amplitude for direct operation of a teleprinter, or tape perforator.

The CRM1 unit is a compact oscilloscope designed specifically for monitoring the audio output of the receiver, and it serves also as an aid to tuning. The function of the TRR2 regenerative repeater is to generate distortionless telegraph signals from input signals which may carry heavy and variable distortion and, which, without correction, are likely to impair the satisfactory working of a teleprinter. It is also particularly useful in relay circuits where the received signals are re-transmitted.

The makers are Racal Engineering, Ltd., Western Road, Bracknell, Berks.

The makers are Racal Engineering, Ltd., Western Road, Bracknell, Berks.

The makers are Racal Engineering, Ltd., Western Road, Bracknell, Berks.



CONTROL SYSTEM SIMULATOR using purely electronic techniques has been designed and built by E.M.I. Electronics. Known as GATAC, it is actually an analogue computer and is intended primarily for studying the complex non-linear three-dimensional control problems associated with guided weapons. It is said to be capable of simulating the control, guidance and propulsion systems and the aerodynamic performance of any existing British guided weapon. Recent work has been on the Naval guided weapon SEA SLUG. The computer also has general application to the study of industrial control systems such as in chemical and nuclear engineering.

"Grid-Diode" Saw-Tooth Generator

By T. A. MENDES, M.B.E.

A SIMPLE TIME-BASE CIRCUIT WITH
A WIDE FREQUENCY RANGE

THE saw-tooth generator to be described was developed by the writer in the course of building a general-purpose oscilloscope, and has been in use for some time now, giving excellent results. To the best of his knowledge and belief it is new. Using common types of valves, it is almost ridiculously simple to set up, and provides a constant-voltage output that is independent of frequency, together with voltage and current pulses suitable for flyback black-out application. Its frequency range extends certainly to 250 kc/s and probably higher; it synchronizes readily; the valve heaters may be run from an existing earthy supply.

The output voltage is too low for direct application to the deflector plates of a c.r.t., a fact that some may consider a major disadvantage. But is it? A circuit that develops a voltage high enough for such direct application has disadvantages of its own: at least one extra valve, and sometimes two, are required to achieve reasonable linearity; the voltage applied to the c.r.t. is asymmetric, leading to trapezium distortion and deflection defocusing; the amplitude control varies the sweep frequency as well as the width of the trace. There is gnashing of teeth when the time base is not in use (as for phase-shift tests, etc.), and no X-amplifier is forthcoming.

In the low-voltage circuit there is no difficulty about linearity if the charging source is high enough, and the valves saved from "linearity duty" can be applied as an amplifier (preferably push-pull), thus clearing up all the difficulties listed above. The circuit to be described is therefore of considerable practical as well as academic interest.

As is usual, the saw-tooth voltage is produced by charging a capacitor slowly through a high resistance, then discharging it rapidly through a low resistance. As, however, part of the discharge path is the diode formed by the grid and cathode of a triode, it may be as well, before proceeding to the actual circuit,

to recapitulate some of the peculiarities of triodes in the positive-grid region.

Consider, then, Fig. 1, which is the anode-volts/anode-current curves of a typical small triode—one section of a 6J6. Any triode will be represented by a similarly shaped and grouped "family," only the scales varying from type to type. It will be seen that in the positive-grid area all the curves run together into one curve, which may be termed the asymptote. (This statement is not mathematically true, but is amply true for all practical purposes.)

"Freezing" the Working Point

The line AB in Fig. 1 is a 150 kΩ load-line drawn from an h.t. supply voltage of 350 V, and will be seen to cut the asymptote at the point where the " $E_g = 1.6$ V" curve (shown dashed) just enters it. If, therefore, the valve represented by the curves were connected in series with 150 kΩ across a 350 V supply, and the grid voltage gradually changed from some negative value into the positive area, the working point would move along the line AB towards the left—but only as far as the asymptote. Any increase in positive grid voltage beyond +1.6 V would merely leave the working point "frozen" on the asymptote. The anode voltage and current would remain unchanged for all values of E_g greater than +1.6 V. The grid voltage at which this "freezing" takes place will be referred to in what follows as the "freezing bias" and be denoted by E_f .

A further point of importance is that when the grid is positive it draws current from the bias source, and thus appears as a finite resistance. The value of this "diode" resistance—which we shall denote by r_d —may be obtained either from the valve curves if available or by experiment. It is not constant, but may be considered so for what follows. In general it is of the order of 200 or 300 ohms, a figure that in the writer's experience is suitable as a first approximation for any small triode.

We may now turn to the actual circuit, which is shown in Fig. 2. Here V1 is a small medium- or high- μ triode ($\frac{1}{2}$ 6J6) with the characteristics sketched in Fig. 1. V2 is a small beam tetrode (6AQ5). R_c biases V2 to the required anode current. R_g is of course merely a grid leak. The remaining components will be discussed later.

A brief outline of the operation of the circuit, shorn of all details, would run as follows: With capacitor C uncharged or only slightly charged, the cathode current I_k of V2 sets up across R_k a voltage E_k more than sufficient to cut off V1. C, however, charges slowly through R and a point is reached when the grid of V1 is carried sufficiently positive to approach the cathode voltage and allow

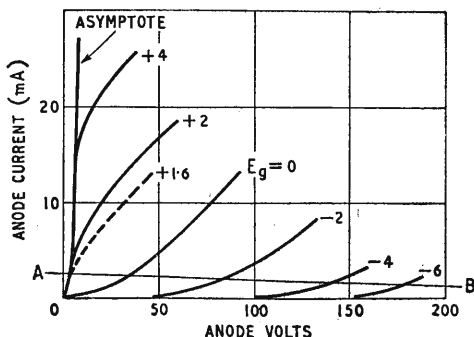


Fig. 1 Anode-volts anode-current curves of typical small triode ($\frac{1}{2}$ 6J6) showing positive-grid characteristics, with 150KΩ load-line drawn from 350V.

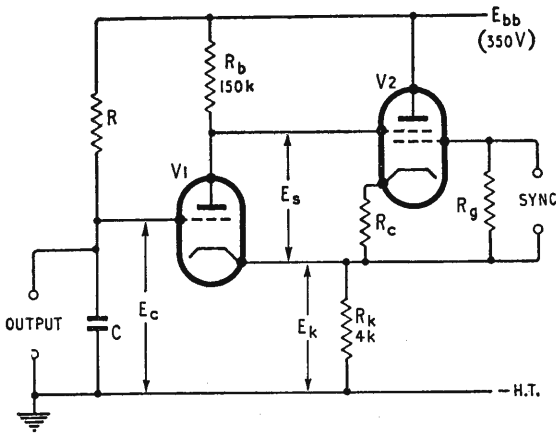


Fig. 2 Basic circuit of the "grid-diode" saw-tooth generator.

V1 to conduct. The plate current of V1 reduces E_s which in turn reduces I_k and consequently also E_k , carrying the cathode of V1 negative and further increasing its anode current. The action is cumulative, and E_s abruptly drops to so low a value that V2 is effectively cut off, while the grid of V1 is suddenly left positive to its cathode by a voltage greater than the "freezing bias." C now discharges through R_k via the diode formed by the grid and cathode of V1, and the grid voltage drops. E_s does not at first change, as the working point is frozen on the asymptote. Eventually, however, the grid-cathode voltage drops to the value of the "freezing bias" and tends below, so that E_s can begin to rise, thereby triggering off the reverse cumulative action, abruptly restoring the original voltage across R_k . V1 is once more cut off; C recharges slowly through R, and the cycle repeats.

Due to the d.c. coupling between the two valves the cumulative actions described are extremely fast, and may, to a very close approximation, be considered instantaneous.

With the foregoing brief outline in mind we can now make a more detailed examination of the processes involved, and develop design formulae.

If E_k and E_s are considered to represent the numerical values of these voltages at a time at which V1 is cut off, and if we write E_o for the cut-off bias of V1 at an anode voltage of E_{c0} , then clearly V1 will start conducting only when C has charged to a voltage:

$$E_c = E_k - E_o \dots \dots \dots (i)$$

at which point V2 is suddenly cut off. With V2 cut off, the current in R_k is the sum of the grid current (I_g) of V1 which is supplied by the capacitor C, and the anode current (I_b) of V1 which is supplied by the h.t. line.

The voltage across R_k is now given by $R_k I_g + R_k I_b$, and since I_b is the "freezing bias" anode current of V1, and is thus known and constant, we may put $R_k I_b = E_x$ and it is clear that the source of I_g sees the common cathode resistor as a resistance R_k in series with a resistance-less generator developing a voltage E_x so polarized as to oppose it. Also in series is of course the diode resistance r_d of the grid-cathode path. Thus an effective voltage of $E_o - E_x$ is driving a current I_g through a load of $r_d + R_k$.

The grid-to-cathode voltage is that across r_d and is given by:

$$E_g = (E_o - E_x) \frac{r_d}{r_d + R_k} \dots \dots (ii)$$

and for the circuit to work it is necessary for the value of E_g found from equation (ii) to be greater than the "freezing bias" E_f found from the curves for V1.

Now C discharges and E_c drops (while E_x remains constant) until the point at which the value of E_g given by equation (ii) equals that of E_f . The voltage across the capacitor at this stage we shall denote by E_c' and is found by substituting E_f for E_g in equation (ii) and solving for E_c' . This works out to:

$$E_c' = nE_f + E_x \dots \dots \dots (iii)$$

where $n = (r_d + R_k)/r_d$, and at this point V1 is once more cut off and the cycle repeats. Apart from the initial long charge from zero to E_c then, the saw-tooth voltage across C consists of a slow rise from E_c' to E_c followed by a rapid drop back to E_c' . Thus the peak-to-peak sweep voltage developed is given by:

$$\Delta E_c = E_c - E_c' = E_c - (E_o + nE_f + E_x) \dots (iv)$$

The ratio of scan time (t_s) to flyback time (t_o) is of course a function of the ratio R to $R_k + r_d$, and obviously R_k is best held as low as possible. In practice R will generally be in two parts—one variable and one fixed. By proper choice of the value of the fixed resistor the time ratio can be held to a predetermined minimum—say 10:1. For those who may be interested, the time-ratio is given by:

$$\frac{t_s}{t_o} = \frac{R}{R_k + r_d} \cdot \frac{\log A}{\log B} \dots \dots (v)$$

where:

$$A = \frac{E_{bb} - E_c' - \Delta E_c}{E_{bb} - E_c'}$$

and

$$B = \frac{E_c' - E_x}{E_o - E_x}$$

As a numerical example consider the circuit of

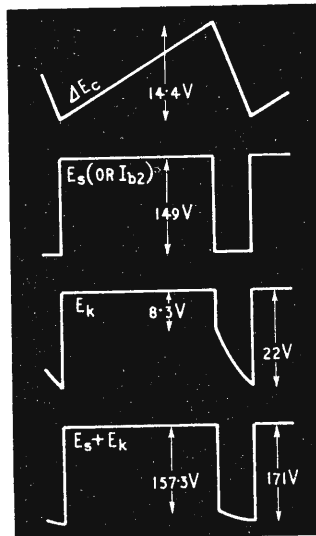


Fig. 3 Waveforms in the circuit. Voltages are for the numerical example discussed in the text. The flyback is shown disproportionately wide for clarity. Although "idealized", the curves drawn differ only very slightly from corresponding oscilloscope traces at frequencies at which stray capacitance is not troublesome.

Fig. 2 with R_c so chosen that the cathode current of V2 with V1 cut off runs to 16mA. This produces a voltage E_k of 64V. Let also $E_s=150V$ when V1 is cut off. Reference to Fig. 1 shows that at an anode voltage of 150V V1 cuts off at $-6V$. This gives us $E_o=6V$. Also from Fig. 1 we find $E_f=1.6V$, and at this grid voltage E_s will be about 1V (quite low enough to cut off V2) while the anode current I_b is around 2.25mA. We may call this 2.5mA to account for the very small cathode current in V2, and this gives us $E_x=R_k I_b=10V$. Since we have already found that r_d is approximately 200 ohms, our value for n works out to 21. These values inserted in equation (iv) yield a sweep voltage $\Delta E_c=14.4V$, which should be sufficient to drive any amplifier.

Note here that to find E_f the load-line must be drawn from the full h.t. supply voltage E_{bb} , and not from E_s , since by the time the asymptote is reached V2 is cut off and may as well not exist.

Circuit Waveforms

At this point we may give some thought to the other waveforms in the circuit, and a moment's consideration will show that E_s and E_k as well as the anode current I_{b2} of V2 are in the form of negative-going pulses, the shapes of which are sketched in Fig. 3 along with the saw-tooth to indicate time-relationships. The curve at the trough of E_k is caused by the discharge current of C. The most easily available pulse is that between the anode of V1 and earth, and is the sum of E_s and E_k it is of a value and polarity ideal for flyback block-out (return-trace blanking).

Actually the circuit could be used purely as a pulse generator, producing either current or voltage pulses, the current pulses existing in the anode circuit of V2. The current pulse may with advantage be used to obtain a voltage pulse by inserting a low resistance in the anode circuit of V2. Since such a resistance would in general be very much smaller than R_b for an equivalent voltage, stray capacitance would be so much less troublesome at high frequencies.

Synchronization is straightforward, the mechanism being obvious from Fig. 2. However, input across R_g will not ordinarily be convenient, and the more normal method will be the application of the sync signal between the grid of V2 and earth. Unfortunately V2 then becomes a cathode-follower, and it would appear that a relatively large signal might be necessary.

However, while no quantitative investigation has been made, the circuit has been found to be quite sensitive to sync signals of the order of one volt or so, even with the input between grid and earth. The actual circuit used by the writer is shown in Fig. 4 and is extremely sensitive to synchronization. The d.c. coupling of the sync valve (V3) does away with the need for R_c and R_g of Fig. 2. The operating anode voltage of V3 must of course be less than E_{k2} , but is quite sufficient if E_k is of the order of 40V or more.

What may be annoying in certain applications, is the transfer of the pulses across R_k into the source of sync signal via the grid-cathode capacitance of V2 (and the anode-grid capacitance of V3); but this can be rendered negligible by operating

V3 as a pentode, taking advantage of its very small C_{gg} .

Linearity is excellent, since C need never charge to more than 5% or so of the applied voltage, which in this case is $(E_{bb}-E_c)$. Since linearity is acceptable up to 15% charge, a lower source voltage could be used to enable smaller values of C to be employed for the same frequencies, or lower frequencies to be obtained with the same value capacitors. If such a low voltage source is obtained by dropping the h.t. supply, however, a voltage regulator valve is likely to be necessary. In any case,

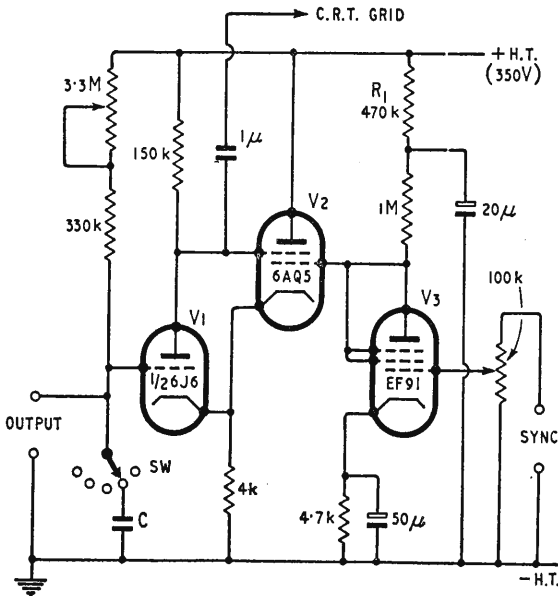


Fig. 4 Complete circuit as used by the writer, showing the (optional) sync amplifier valve, V3. The switch SW selects different capacitors for "coarse" frequency control, while "fine" control is provided by the 3-MΩ potentiometer.

purists may apply any trick "linear" circuits they desire (pentodes, cathode-followers, etc.).

As to amplitude, a glance at equation (iv) will show that ΔE_c is entirely independent of R and C, and hence of the repetition frequency. This is quite true in practice: the trace on the oscilloscope screen is constant whatever the setting of the "coarse" (C) or "fine" (R) frequency controls. While for long-term accuracy of calibration this may be not any too reliable, because of valve deterioration—especially since grid current flows—for short-term approximate work the constancy of output is a definite advantage.

No amplitude control has been provided in the circuit itself, since it is intended to work into an amplifier with a gain control. Any control that varies ΔE_c will necessarily vary the frequency as well—an annoying effect inherent in any amplitude control that directly varies the generated voltage. However, if an amplitude control is particularly desired, equation (iv) provides the clue: vary E_k . This is easily done by making R_c of Fig. 2 or R_1 of Fig. 4 variable, and indeed such an arrangement could be quite handy if fitted as a pre-set control

for initial adjustment and occasional correction of calibration as valves age.

So much for the two-valve version actually used by the writer; it will be appreciated that the circuit is easily adaptable to use with the triode-pentode valves now so popular as mixers in v.h.f. sets. Such valves were not available to the author when this article was written but he did try—with tongue in cheek—the circuit of Fig. 5. Somewhat to his surprise, it worked extremely well, producing a

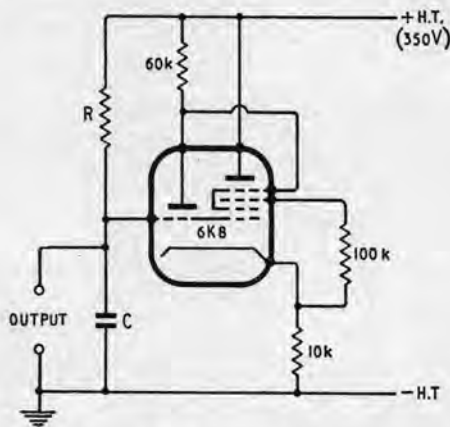


Fig. 5 This experimental version, using the once-popular American triode-hexode converter valve 6KB, produced an excellent saw-tooth of about 8V. Triode-pentodes such as 6XB, 6UB, etc., would probably be better.

saw-tooth every bit as good as that of the two-valve version, though E_s and E_k curves were humped and rounded, and unsuitable for flyback black-out use. This was probably due to the extension of the grid of "V1" into the cathode-to-anode stream of "V2," an effect that would be absent in the new triode-pentodes.

Many popular makes of oscilloscope still appear to be using the thyatron (gas-discharge) sweep generator followed by an X-amplifier, obtaining flyback black-out by differentiating the signal from the positive-going X-plate through a low time-constant coupling to the "grid" of the c.r.t. The circuit of Fig. 5 (or its triode-pentode version) is very strongly recommended as a replacement when the thyatron finally "goes," as its wider frequency range, its constant amplitude, and its cheapness make it well worth the small trouble of modifying.

Those who are interested, but have qualms about the complications of designing an amplifier, may rest assured. A single EF91 or Z77 operated from a 300-V supply with 250V on the screen and 1.5V bias will provide a practically distortionless output of 200V peak-to-peak across a 10,000-ohm anode load resistor for an input of 1.06V r.m.s. (3V pk-pk). This is ample for an average 5in c.r.t. as an X-amplifier. Assuming a total stray capacitance of 50pF the frequency response will be 3dB down at 320kc/s (1dB down at 160kc/s). A shunt-peaking 2.5mH choke in series with the anode resistor will improve this to 1dB down at 430kc/s (3 dB down at 580kc/s)—ample for a general-purpose oscilloscope. A pair of EF91s under the same conditions in cathode-coupled push-pull would provide the same gain

and a balanced output of 400V peak-to-peak. The amplifier is simple enough.

Finally, a few design considerations. The starting point will generally be the output voltage requirement, based on the input demands of the amplifier. It is as well to develop a voltage considerably in excess of the maximum input to the amplifier, if only to enable the trace to be "spread out." (The amplifier will distort, of course, but the distorted part of the trace will be off the screen.) Also it is desirable to keep the saw-tooth between 5% and 10% of the charging voltage in order to keep the value of C within bounds at low sweep frequencies.

Since it is desirable to keep R_k as low as possible, a low value of E_k is indicated, and hence low values for all terms within brackets in equation (iv). Thus a short-base, high-slope valve should be selected for V1 to keep E_o down, and the valve chosen should also have its asymptote as close to the zero volts ordinate as possible in order to ensure a low value for E_s during discharge. E_y and E_x depend on the value of R_b , which should be as high as possible, and here enters V2.

For V2 a valve with low screen current requirements is indicated, so that R_b can be kept high without too far reducing screen voltage. Beam tetrodes seem preferable to pentodes in this respect. Since a low value for R_k is in any case being aimed at, this takes care of n .

With the value of R_k tentatively decided, that of E_k is found, and the anode current of V2 derived. A little juggling with R_k and I_{b2} may be necessary to complete the job.

An alternative design method is that of throwing together a few reasonably assorted components and poking about till the desired output is attained; the circuit is a sufficiently persistent—not to say insistent—oscillator to permit of this approach. Had it not been the chances are that the writer, at any rate, would never have discovered it.

R.I.C. Specifications for Radio Materials

CARE is necessary when choosing metallic finishes for metal parts used in radio and other electronic equipment, as some combinations of plating and base metals can greatly accelerate corrosion under tropical conditions.

Contact potential must also be considered and a guide to the combinations found satisfactory in practice is given in the revised specification (Issue No. 2) of RIC/1000/B now being issued by the Radio Industry Council. The subject is choice of finishes in common use for metals; also for wood and insulating materials, including conducting coatings on glass and ceramic.

Concurrently available is RIC/1000/A giving guidance on the choice of materials for use in radio and other electronic equipment. Classes of materials dealt with include metals, plastics, insulating materials, wood, lubricants, wires, adhesives and soldering fluxes and elastomers. Grouped under the last-mentioned heading are natural and synthetic rubber, polythene, PVC and similar materials. Electrical and mechanical tests are described.

These specifications are not mandatory, but a British Standard based on them is at present under consideration by the British Standards Institution.

Copies of these two specifications can be obtained from the Radio Industry Council, 59, Russell Square, London, W.C.1; RIC/1000/A costs 10s and RIC/1000/B 8s, including postage.

The "Quad" Aerial

Its Advantages for Indoor Use on Bands I and II

By F. B. SINGLETON (GW3CGM)

SOME ten years ago, when ten-metre amateur activity was at a peak occasioned by the solar cycle, the "quad" aerial was widely used. The reason for this account is that the writer feels it ought to be more widely known, particularly as it has advantages when used as an indoor aerial.

The "quad" is believed to have originated at Station HCJB, Ecuador, and, when it first appeared on the ten-metre scene, usually consisted of a two-turn square loop, with a quarter-wavelength side, and backed by a similarly constructed reflector, the planes of the two loops being parallel. The loops were mounted so that the sides were all at 45 degrees to the horizontal, and, for horizontal polarization, were open at the bottom corner for connection of a 300-ohm feed line to the driven loop and a phasing stub to the reflector. An investigation at the time¹ showed that folding the driven loop did not result in a very close match to the line impedance and pointed out that folding the reflector was no more necessary than with any other type of aerial. It also showed that when the diagonals of the loop were all at 45 degrees to the horizontal the gain was slightly higher, as expected on theoretical grounds.

With the fading of sun-spot activity the "quad" was lost to view for a time, but about two years ago it made a reappearance as a twenty-metre aerial and it was stated that the impedance of a single-turn loop with reflector spaced 0.2 wavelength was approximately 75 ohms and the gain claimed for the two-element combination was 10 dB, although 8 dB seemed a more reasonable figure².

Modern houses have roofs which are less steeply pitched than formerly, with insufficient height for a full-size Band I aerial and insufficient spread, except when parallel, or nearly so, to the ridge,

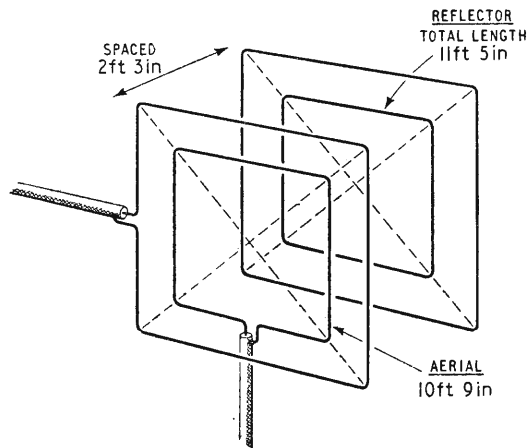


Fig. 2. Addition of an inner loop for Band II sound transmissions.

for a slot aerial. The "quad," which is both shorter than a dipole and narrower than a slot, would appear to be the answer to the inside aerial problem for the inhabitants of such houses, especially in view of the gain claimed for it. It is now two years since the writer brought one into use on Channel 4 (Sutton Coldfield), with satisfactory results. Fig. 1 gives a sketch of the one then in use. It will be seen that there is no phasing stub connected to the reflector, the necessary reactance being introduced by the more usual method of making the reflector about 5% longer than the driven element.

With the coming of Band II sound broadcasting the need for a more effective aerial than a piece of wire strung along a picture-rail was felt, and in the meantime further descriptions had appeared^{3, 4} which showed that it was possible to combine "quads" for different bands. As a result, the system shown in Fig. 2 was set up and is working satisfactorily.

It will be seen that the Band I loop is opened in the centre of a vertical side (for vertical polarization), which side being a matter of convenience, and the Band II loop is opened in the centre of a horizontal side for the connection of the feeders. The spacing is a compromise for the two frequencies, since reducing it has the effect of lowering both gain and impedance. As originally described, the total length of one loop was based on the formula $468/f$ for a half-wavelength, where f is the frequency, but this formula is intended to allow for end-effects on a half-wave dipole. As the "quad" has no ends the writer thought it would be better to use $492/f$ for calculating the wire length,* and

* Note, actual length of wire = $2 \times 492/f$ —Ed.

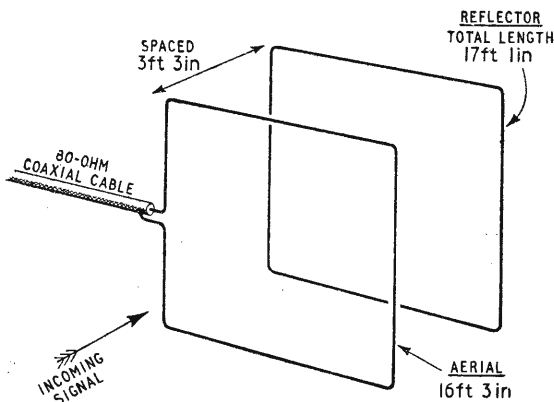


Fig. 1. Dimensions of "quad" aerial for Channel 4 (60 Mc/s).

although no measurements have been possible it does appear to give results which are certainly no worse than those obtained with shorter elements.

There would appear to be no great compromise involved in combining "quads" for Channels 3, 4, or 5, of either vertical or horizontal polarization, with a Band II system, but the combination with Channels 1 or 2, particularly the former, gives a gross mis-match on one or other band. The writer is not in a position to investigate this, but suggests that the spacing be set for the Band I signal and the results obtained on Band II be accepted. It appears that adequate signal on Band II is obtained in most locations where a usable Band I signal, from the same transmitting site, is present, and when the Band II aerial is a simple dipole. That being the case, it seems that a single Band II loop, with an impedance of the order of 110 ohms and a gain over the dipole of about 1 dB, should be more than adequate. In the event of the transmitters not being co-sited the problem is merely that of siting two systems in the roof rather than one.

The dimensions given are for a frequency of 60 Mc/s, for the Channel 4 "quad" and for 90 Mc/s

for the Band II system. For other frequencies the dimensions should be scaled accordingly.

Construction is quite simple using plastic-covered stranded wire carried on frames made of two garden canes forming the diagonals of the square. Pieces of string passed through holes in the canes outside the corner of the squares support the wire and make adjustment of the positions of the corners easy. Metallic supports of any description might well result in shorter loops being necessary because of the increased capacitance effects.

It only remains to say that the writer's "quad" is slightly more than 60 miles from the transmitting aerial at Sutton Coldfield.

REFERENCES

- ¹ "Technical Topics—The 'Quad' Antenna," *QST*, Nov., 1948
- ² S. B. Leslie, Jr., "A Cubical Quad for 20 Metres," *QST*, Jan., 1955.
- ³ Albert M. Magagna, "A Dual Quad for 15 and 10," *QST*, May, 1956.
- ⁴ John C. Pomeroy, "A Tri-Band Quad," *QST*, Sep., 1956.

Books Received

Dry-Battery Receivers with Miniature Valves by E. Rodenhuis. Volume in the Philips Technical Library series discusses data on and uses of various types of miniature valves and includes detailed description and circuits of six complete a.m. and two a.m./f.m. receivers. Pp. 242; Figs. 248. Price 32s 6d. Cleaver-Hume Press, Ltd., 31, Wright's Lane, London, W.8.

Department of Scientific and Industrial Research Report for the year 1955-56, includes a summary of work carried out by the various research establishments of the department, and co-operative industrial research organizations. Pp. 314; Price 9s 6d. H.M.S.O., London.

Transistor Circuits by Rufus P. Turner, covers d.c., a.f., r.f. and i.f. amplifiers, oscillators, use in power supplies, triggers and switches, control devices and also complete radio receivers and test instruments including Geiger counters. Pp. 160; Figs. 147. Price 2.75 dollars. Gernsback Library Inc., New York, 11. Available in this country from Modern Book Co., 19-23, Praed Street, London, W.2. Price 22s.

Simplified Electronics by Rufus P. Turner. General introductory book covers most aspects of the subject including semi-conductors and microwaves. Pp. 126, many illustrations and figures, price 75 cents. Trend Books, 5959, Hollywood Blvd., Los Angeles 28, California. Available in this country from Arthur F. Bird, 66, Chandos Place, London, W.C.2, Price 7s.

A Stable Decade Amplifier for the Frequency Range 10 c/s to 1 Mc/s by D. C. G. Smith, B.Sc., A.Inst.P. Describes design and performance of such an amplifier with a gain stabilized to 10 ± 0.1 . Pp. 10; Figs. 7.

Radio Interference from High Voltage Distribution Systems by S. F. Pearce describes measurements on existing 33 and 132 kV lines. Pp. 7; Figs. 11. The above two reports are available from the Electrical Research Association, Thorncroft Manor, Dorking Road, Leatherhead, Surrey; price 10s 6d each.

High Fidelity Loudspeaker Enclosures by B. B. Babani gives twenty designs (mainly American) including folded horns, reflex cabinets of small size or with

horn-loaded ports and the Karlson tapered slot enclosure, and also general construction and design hints. Pp. 46; Figs. 25; Price 5s. Bernards (Publishers), Ltd., The Grampians, Western Gate, London, W.6.

Definitions and Formulae for Students: Radio and Television Engineering by A. T. Starr. Fourth edition includes typical circuits. Pp. 65; Figs. 47. Price 2s. Sir Isaac Pitman and Sons, Ltd., Parker Street, London, W.C.2.

Brimar Radio Valve and Teletube Manual No. 7, includes information on new valve types previously supplied as separate data sheets. Pp. 336, Price 6s. Standard Telephones and Cables, Ltd., 63, Aldwych, London, W.C.2.

High Fidelity: A Practical Guide, by Charles Fowler. Basic acoustic theory leads to discussion of all types of units (including radio tuners) for high-quality sound reproduction, with emphasis on criteria for judgment and comparison. Pp. 310; Figs. 113. Price 37s or 4 dollars 95 cents. McGraw-Hill Book Co. Inc., 95, Farringdon Street, London, E.C.4, or 330, West 42nd Street, New York 36.

EDITORIAL ASSISTANT WANTED

Wireless World invites applications for a post as editorial assistant. The duties are as varied as the contents of the journal and call for wide technical interests, a well-developed critical faculty and a talent for lucid exposition. A good grounding in physics and some experience in radio and electronics are essential; evidence of writing ability would be an advantage.

Applications should be addressed to the Editor, *Wireless World*, Dorset House, Stamford Street, London, S.E.1.

News from the Industry

Elliott-Automation, Ltd., is the name of the holding company which now links the recently merged interests of Elliott Brothers (London), Ltd., and Associated Automation, Ltd. The Elliott-Automation group includes among others the following subsidiaries: Electroflo Meters, Hall Telephone Accessories, Micanite & Insulators, and British Industrial Plastics. In addition there are the various divisions of Elliott covering computing, guided missiles, microwave instruments, aviation instruments, Swartwout electronic control gear and nucleonics.

Computer consultancy service is now offered to industry by the analytical department of Short Brothers & Harland at 208a, Regent Street, London, W.1. The department is equipped with four Short general purpose analogue computers and a recently installed English Electric DEUCE digital computer.

I.T.A.'s North-Eastern transmitter, at Burnhope, five miles south-east of Consett, Durham, will be equipped by Marconi's with vision and sound transmitters, combining units, and programme input equipment. They will also supply the twin 8-stack horizontally-polarized directional aerials to be mounted on a 750-ft mast.

Ferranti's 75 years of progress is traced in a special issue of *The Ferranti Journal*. Most of the space is naturally devoted to the company's interests in power engineering but there are two articles dealing with its more recent entry into the fields of computers and semiconductor devices.

Ambassador-Baird.—Changes are announced by Camp Bird Industries for the marketing of both Ambassador and Baird receivers which are now manufactured at the Ambassador works, at Brighouse, Yorks. The distribution of Baird receivers and tape recorders (through a limited number of wholesalers) will be centred at Camp Bird House, Dover Street, London, W.1. Ambassador will continue to be distributed direct to dealers from Brighouse. Eric Gamble, sales director of Camp Bird Industries, has joined the board of Ambassador Radio and Television, Ltd.

Hartley Baird Group, which includes Ambassador, Duratube & Wire, Hartley Electromotives and P.C.D. (Printed Circuit Development), incurred a loss of £75,000 during the sixteen months ended last April. This is reported in the review of John Dalglish, chairman of Camp Bird, Ltd., who have a 64% holding in the group.

Standard Telephones & Cables and their associates Bell Telephone Manufacturing Co., Antwerp, have been awarded the contract to supply the coaxial cable, three submerged repeaters and terminal equipment for the Anglo-Belgian submarine cable telephone scheme, planned for introduction in time for the opening of the Brussels International Exhibition next April. The scheme provides for 120 two-way telephone channels using a frequency band of 60 to 552 kc/s in one direction and 672 to 1164 kc/s in the other. The repeaters, 9ft long and 10in diameter, are similar to those supplied by S.T.C. for the Newfoundland-Nova Scotia section of the trans-Atlantic telephone cable.

S.T.C. and their Paris associates Le Matériel Téléphonique, have been awarded the contracts for the supply and installation of the s.h.f. transmission equipment and aerials for the recently announced cross-channel radio relay system for multi-circuit telephony and television. The terminal stations will be near Folkestone and Lille with intermediate repeaters in France. The service, which is scheduled for introduction early in 1959, will provide two channels each capable of carrying 600 telephone circuits and two channels each suitable for two-way 819-line television.

Marine Radar.—Since Decca entered the marine radar field in 1950 they have received orders for fitting over 7,000 vessels. The estimated number of radar-fitted ships throughout the world is between 15,000 and 16,000.

British Communications Corporation is supplying the 15-watt base station and ten 5-watt mobile transmitter-receivers for the ambulance service of the Halifax Borough Council. B.C.C. has recently cooperated with the manufacturers of the Vespa motor scooter, and H. Miller, Ltd., generator manufacturers, to equip scooters with radio for police use. The reference in last month's issue to the use of B.C.C. radio-telephone equipment for the Newport railway marshalling yard should have been in the past tense.


Aveley Electric, Ltd., of Aveley Industrial Estate, South Ockendon, Essex, have been appointed agents in the United Kingdom for the Narda Corporation, of New York, and the W. German companies Gossen, of Erlangen, and Electronic G.m.b.H., of Munich. Narda specializes in microwave components, Gossen in pointer instruments and Electronic G.m.b.H. in carbon film resistors.

Westinghouse Brake and Signal Company announce a new arrangement with Westinghouse Electric International of New York for the exchange of research information on semi-conductors. A new branch of the works at Chippenham has been built, with elaborate air conditioning, for the production of silicon and germanium power rectifier elements.

Rosite, Ltd., has been formed as a subsidiary of the Plessey Co. for the production of the cold moulded plastic Rosite (see Technical Notebook, p. 596) under an agreement recently made with the Rostone Corporation, of Lafayette, Indiana, U.S.A. The company is operating from Kembrey Street, Swindon.

Livingston Laboratories, of Retcar Street, London, N.19, have been appointed exclusive representatives in the U.K. and Eire by the tube division of Varian Associates, of Palo Alto, Cal. The agreement with the previous representatives, Rocke International, was terminated in June.

Winston Electronics, Ltd., Shepperton, Middlesex, have been appointed sole United Kingdom agents for a number of industrial electronic control instruments manufactured by Beckman Instruments, G.m.b.H., of Munich, Germany, and Beckman Instruments, Inc., of Fullerton, California, U.S.A.



B. I. Callender's riggers dismantling the helical Band V aerial at the E.M.I. works at Hayes, Middlesex, for re-erection on the Alexandra Palace mast for the u.h.f. television tests recently started by the B.B.C.

Marconi closed-circuit television is being used at a branch of the Royal Marsden Hospital, London, to assist in the deep therapy radiation treatment of patients. The equipment is used in conjunction with a radioactive caesium source and permits the treatment to be carried out by remote observation to safeguard doctors and radiographers against harmful long-term excess radiation.

Hivac, Ltd., are marketing an augmented range of directly-heated sub-miniature valves many of which are exact equivalents of American types. The range (with U.S. equivalent in parenthesis) includes XFY14, output pentode (5672); XFR1, r.f. amplifier pentode (1AD4); XFR3 r.f. oscillator triode (5676) and XR4 r.f. power amplifier (6397).

S.T.C. have installed sound reinforcement equipment in the conference hall of the Trades Union Congress Memorial Building, Great Russell Street, London, W.C.2. Speeches from the dais are radiated by two "slot diffuser" loudspeakers behind the panelling above the speaker, but for speeches from the "floor" loudspeakers at the rear of the hall are brought into circuit and the others muted.

P.A.M., Ltd., of Merrow Siding, Guildford, installed a Pye industrial camera in the Grocers' Hall, London, which was linked by G.P.O. cable to the Mansion House where they had set up three large-screen (4 ft by 3 ft) Nera forward-projection receivers to enable delegates to watch as well as hear speakers at the recent Coal Utilization Council's convention luncheon.

Decca windfinding radar, manufactured under licence by the Société d'Optique, de Mécanique, d'Electricité et de Radio, is to be supplied for 14 meteorological stations in France and its colonies.

Hudson Electronic Devices, Ltd., are supplying 100 walkie-talkie receivers to the G.P.O. They will be used during investigations to locate equipment causing radio interference.

Videotape Patents.—The Radio Corporation of America and Ampex Corporation have signed an agreement for the exchange of patent licences covering vision-on-tape recording and reproducing systems for both monochrome and colour.

Oryx Electrical Laboratories, Ltd., of 98 Dominion Road, Worthing, Sussex, manufacturers of Oryx soldering instruments, are setting up their own home sales organization and orders should now be addressed as above.

Morganite Resistors, Ltd., who just under 10 years ago moved to the Bede Trading Estate, Jarrow, have transferred to a new factory of some 25,000 square feet alongside the original one.

Solartron's first production model of their electronic reading automaton (ERA) has been bought by Boots the chemists. It will be installed at their head office in Nottingham to "read" the sales recorded on the cash register rolls from the firm's 1,300 branches.

Miles Electronics, Ltd., has been formed by F. G. Miles, Ltd., the aircraft manufacturers, of Shoreham, in association with the Lombard Development Corporation. The new company has grown from the Miles electronics division and is at present mainly concerned with the design and construction of flight simulators and analogue computers.

RCA Great Britain have supplied sound reproducing equipment, including pre-amplifier, power amplifier, and f.m. tuner, for No. 10 Downing Street. The equipment was originally installed for the Conference of Prime Ministers, but is now used for the play-back of recordings made at cabinet meetings.

Ross, Courtney & Co., Ltd., manufacturers of components, wire, terminals and accessories, who are this year celebrating their diamond jubilee, have opened an extension to their Ashbrook Road Works, Holloway, London, N.19. This is the second extension in four years. The company is a subsidiary of the Southern Areas Electrical Corporation group, of which P.A.M., Ltd., is also a member.

OVERSEAS TRADE

C.R. Tubes.—£10,000 worth of 21-inch rectangular c.r. tubes are being supplied by Siemens Edison Swan, Ltd., to the Campagna Commerciale de Cinematografia, of Milan. They will be used in television chassis made by E. K. Cole, Ltd., which are being housed in cabinets of Italian manufacture.

Duplicated radar equipment for approach control and general surveillance at the Luxembourg airport is being supplied by Cossor Radar & Electronics, Ltd. The order also calls for triplicate display units, two of which will be remotely controlled.

Sound reproducing equipment for the simultaneous translation system in the new headquarters of the United Nations Educational, Scientific and Cultural Organization in Paris is being installed by Pamphonic Reproducers. The installation, which provides for a five-language translation system, includes amplifiers, control consoles, 500 microphones and 2,000 headphones.

Communications equipment, including three 3.5-kW h.f. transmitters (with their associated drive, keying and monitoring equipments), a 30-kW linear amplifier and receivers, has been ordered from Marconi's for the Khartoum Communications Centre in the Sudan.

A complete television station for operation in Band III has been purchased from Marconi's by Radio Valencia of Venezuela. It comprises a 2-kW vision transmitter, a 1-kW sound transmitter, aerial array, studio equipment, film scanner, vision and sound links and 3-camera o.b. unit. Marconi's have also recently supplied a 2-kW medium-frequency sound broadcasting transmitter for unattended operation in Venezuela.

British Physical Laboratories, who exhibited at the recent Canadian I.R.E. Convention, have appointed R.O.R. Associates, of Toronto, as their sole distributors in Canada. The United Mineral & Chemical Co., of New York, have been appointed distributors for the United States east coast and mid-west. Dr. V. A. Sheridan, managing director of B.P.L., has been touring North America and attended the Toronto Convention.

South Africa.—The Board of Trade is considering erecting a pavilion for the annual South African Rand Easter Show. A sixth of the available space would be occupied each year by a prestige display (among the subjects suggested is electronics) and the remaining 8,000 square feet would be available to manufacturers and industrial organizations. Those interested in the project, which would be introduced in 1959, should communicate without delay with the Export Publicity and Fairs Branch, Lacon House, Theobalds Road, London, W.C.1.

NEW ADDRESSES

Siemens Edison Swan have opened a cathode-ray tube service depot at Fourth Avenue, Team Valley Trading Estate, Gateshead, Durham (Tel.: Low Fell 75463). It will deal with c.r. tubes only; valves must be returned to the service depot at Brimsdown, Middlesex. The company has also opened offices, showroom, warehouse and maintenance workshop, at 76-80, Sherlock Street, Birmingham.

E.A.P. (Tape Recorders), Ltd., recently moved from 9 Field Place, London, E.C.1, to a new factory at Bridge Close, Old Church Road, Romford, Essex (Tel.: Romford 62366).

Direct TV Replacements have moved from 134 to 138, Lewisham Way, New Cross, London, S.E.14 (Tel.: Tideway 6666). They have installed an Ipsophone recorder for taking orders when the office is closed, for which the telephone number is Tideway 6668.

Alma Components, Ltd., have moved their works and offices from 165 Ossulston Street, London, N.W.1, to 551 Holloway Road, London, N.19 (Tel.: Archway 0014).

DECEMBER MEETINGS

LONDON

3rd. I.E.E.—“Some aspects of half-wave magnetic amplifiers” by G. M. Ettinger; “Some transistor input stages for high-gain d.c. amplifiers” and “A transistor, high-gain chopper-type d.c. amplifier” by Dr. G. B. B. Chaplin and A. R. Owens; and “Dekatrions and electro-mechanical registers operated by transistors” by Dr. G. B. B. Chaplin and R. Williamson at 5.30 at Savoy Place, W.C.2.

10th. Institute of Physics.—“Infra-red and microwave modulators using free carriers in germanium” by Dr. A. F. Gibson (R.R.E.) at 5.30 at 47 Belgrave Square, S.W.1.

11th. Physical Society.—Reports on “The Paris meeting on colour television, 1957” by L. C. Jesry; “The meeting of the C.I.E. Working Party on calorimetry, Teddington, 1957” by Professor W. D. Wright; and “The symposium on visual problems of colour, Teddington, 1957” by Dr. W. S. Stiles at 3.30 at Imperial College, S.W.7.

11th. I.E.E.—“A flying-spot film scanner for colour television” by H. E. Holman, G. C. Newton and S. F. Quinn at 5.30 at Savoy Place, W.C.2.

11th. Institute of Physics.—“Irregularities and movements in the ionosphere” by Dr. B. H. Briggs (Cavendish Laboratory) at 6.0 at 47 Belgrave Square, S.W.1.

13th. Television Society.—“Dressing television: cabinet design” by L. J. Griffen (Kolster Brandes) at 7.0 at 164 Shaftesbury Avenue, W.C.2.

16th. I.E.E.—“Electronics and automation—electronics in the textile industry” by K. J. Butler at 5.30 at Savoy Place, W.C.2.

16th. British Computer Society.—“Parallel programming: a study of a new technique in digital computer programming” by Dr. S. Gill (Ferranti) at 6.15 at Northampton College of Advanced Technology, St. John Street, E.C.1.

17th. I.E.E.—“Recent uses of ultrasonics in investigating the characteristics of materials” by Dr. J. Lamb at 5.30 at Savoy Place, W.C.2.

18th. Brit. I.R.E.—“Recent developments in electronic instrument design” by E. Garthwaite and A. G. Wray at 6.30 at the London School of Hygiene, Keppel Street, W.C.1.

20th. B.S.R.A.—“Lightweight pickup design” by Stanley Kelly at 7.15 at the Royal Society of Arts, John Adam Street, Adelphi, W.C.2.

BIRMINGHAM

2nd. I.E.E.—“Electronic control of machine tools” by D. T. N. Williamson at 6.0 at the James Watt Memorial Institute, Great Charles Street.

13th. Society of Instrument Technology.—“Electronic instrumentation trends and implications” by R. J. Redding (Evershed & Vignoles) at 7.0 at Regent House, St. Phillips Place, Colmore Row.

CAMBRIDGE

3rd. I.E.E.—“The Mullard radio astronomy observatory” by M. Ryle at 8.0 at the Cavendish Laboratory.

CARDIFF

4th. Brit. I.R.E.—“Demonstrations on aerial circuits” by H. V. Sims at 6.30 at the Cardiff College of Technology and Commerce, Cathays Park.

6th. Institute of Physics.—“Micro-wave triodes” by Professor M. R. Gavin (University College of North Wales) at

5.15 in the Physics Department, University College of South Wales.

CHATHAM

12th. Institution of Production Engineers.—“The practical uses of electronics in industry” by K. A. Zandstra, at 7.30 in the Assembly Room, Sun Hotel.

CHELMSFORD

10th. I.E.E. (Graduate and Student Section).—“Television film recording” by E. J. Stocks at 7.0 at the Public Library.

EDINBURGH

3rd. I.E.E.—“Infra-red radiation” Kelvin lecture by Dr. G. B. B. M. Sutherland at 7.0 at the Carlton Hotel, North Bridge.

13th. Brit. I.R.E.—“High-quality sound reproduction” by R. E. Cooke at 7.0 in the Department of Natural Philosophy, University of Edinburgh.

GLASGOW

12th. Brit. I.R.E.—“High-quality sound reproduction” by R. E. Cooke at 7.0 at the Institution of Engineers and Shipbuilders, 39 Elmbank Crescent.

LEEDS

3rd. I.E.E.—“The use of transistors in radio and television” by Dr. A. J. Biggs and E. Wolfendale at 6.30 at 1 Whitehall Road.

MANCHESTER

11th. I.E.E.—“Ferrites” by Dr. D. H. Pringle at 6.45 at the Engineers' Club, 17 Albert Square.

12th. Brit. I.R.E.—“Process heating” by M. O'C. Horgan at 6.30 at the Reynolds Hall, College of Technology, Sackville Street.

NEWCASTLE

2nd. I.E.E.—“Recent uses of ultrasonics in investigating the characteristics of materials” by Dr. J. Lamb at 6.15 at King's College.

11th. Brit. I.R.E.—“Stereophonic sound and tape recorders” by D. H. McBean at 6.0 at the Institution of Mining and Mechanical Engineers, Neville Hall, Westgate Road.

PLYMOUTH

5th. I.E.E.—“The B.B.C. sound broadcasting service on very-high frequencies” by E. W. Hayes and H. Page at 3.0 at the Electricity Showrooms, New George Street.

LATE-NOVEMBER MEETINGS

27th. Institute of Physics.—Symposium on “The design of physics research laboratories”; speakers will include B. S. Fleming-Williams (Sylvania-Thorn Colour Television Laboratories) and J. G. Cornwell (G.E.C. Research Laboratory), at 2.30 in the Lecture Theatre, Royal Institution, 21 Albemarle Street, London, W.1.

28th. Institution of Electronics.—“The high fidelity reproduction of sound” by C. Brown (Philips) at 6.30 in the Assembly Hall, University of London Institute of Education, Malet Street, London, W.C.1.


29th. Brit. I.R.E.—“Automatic programming” by Dr. P. M. Woodward at 7.0 at the North Gloucestershire Technical College, Cheltenham.

new



60 watt AMPLIFIER

The power amplifier T664, illustrated below, has been developed to meet the need for a unit of relatively high output to be used in larger Sound installations. The T664 is primarily designed for mounting in our Rack-Equipment assemblies and to this end has duplicated plug-and-socket facilities on all points for inter-connecting a multiplicity of amplifiers. It can also be made available as a self-contained unit, if required, with ventilated cover. The necessary mixers and pre-amplifiers can be chosen from our range according to requirements.



Brief specification :—

Input: Sensitivity .85v.; Resistance 470K Ω

Output stage: Four EL34 valves in parallel push-pull.

Output impedance: 165 Ω , 100 v. line.

Distortion: Less than 1% at 60 watts output.

Feedback: 16 db.

Frequency response: 50-20,000 c/s \pm 1 db.

Hum and Noise: Better than —65 db.

HT/LT supply: 2 amps, 6.3 v.; 30 mA., 300 v.

Please write for full details of our complete range of Sound Reproducing Equipment.

a product of

TRIX ELECTRICAL COMPANY LTD.

1-5 Maple Place, Tottenham Court Road,
London W.1

Tel: MUSEum 5817 Grams: Trixadio Wesdo London

P934

RANDOM RADIATIONS

By "DIALLIST"

The Live Chassis

IN a recent issue of the New York *Radio Electronics* the editor, Fred Shunaman, had a strongly worded article calling attention to the dangers of the live chassis in domestic mains receiving equipment. I'm completely with him, for I've always regarded the transformerless set run from a.c. mains as an electrical horror. If Mr. Shunaman calls them lethal when the standard a.c. mains supply in his country is 110-117 volts, how much more so are they here with mains voltages ranging from 200 to 250 volts? Probably well over half of the millions of sound and television sets in use here to-day get their a.c. mains supplies via 2-pin plugs and sockets, or even lamp socket adaptors. It's therefore a fifty-fifty chance that the chassis is connected to the live wire. Heaps of folk make a practice of switching off their sets at the mains. If—and in older houses it's rather a big if—the switch breaks the live lead, the chassis then automatically becomes dead. But if it's the neutral that is broken, the chassis and one wire of the often considerable length of flex between it and the socket are live. Those who will fiddle about inside their sets without knowing the faintest thing about them run no small risk and there's always the possibility that a fault may develop when the set is out of use and cause a fire. Things are safe enough if only people will follow the makers' instructions and switch off at the set, for that switch breaks both leads.

What Do You Think?

The double-wound mains transformer has two such big advantages that one wonders why more manufacturers don't use it, in their more expensive models at any rate. Its core is connected to the chassis and if this is well and truly earthed there's no chance of the chassis becoming live. Again, a mains transformer makes it possible to do away with those horrible chains of valve heaters. If one heater in a series chain burns out, all cease to light up and the serviceman's task of locating the culprit isn't exactly made easy. When a valve's cathode is returned to chassis the p.d. between it and the heater may

be undesirably large. I wonder if any manufacturer has toyed with (or even tried out) the idea of building in a constant-voltage transformer? In many parts of the country there are considerable drops in the mains voltage at times. They can be large enough to effect the working of television sets seriously either by giving rise to picture shrinkage or by upsetting the sync.

Band V Possibilities

BY the time you read this experimental television transmissions in Band V should be under way. The idea behind this joint effort initiated by the Television Advisory Committee and carried out by the B.B.C. is first to discover whether such ultra-high frequencies can be used for TV broadcasting in this country. Both 405-line and 625-line definitions are to be used so that the results can be compared. To me it seems that with Band V we've a heaven-sent opportunity of developing a really high-definition system. Naturally that can't be done in Bands I or III; but in Band V such a service could be developed with the same relation to the present B.B.C. and I.T.A. services as in sound broadcasting the v.h.f./f.m. transmissions bear to those on the medium-wave and long-wave bands. There's no need for a man to exchange his a.m. receiver

for an f.m. set unless he chooses to; but if he wants the improved service, it's there waiting for him. In the same way, the potentially higher definition would be there for anyone who cared to go in for a Band V television receiver. Though (and probably because) we led the world by getting the first TV service going, to my mind it's a sad fact that our 405-line standard is the lowest to be found anywhere. In Band V we could develop something even better than the admirable 819-line French system. Let's hope we have a shot at it!

The Shape of Things That Came

AWAY back in 1936, in the December 11th issue of the then weekly *Wireless World*, I was rash enough to forecast what the future was likely to have in store for sound and television in a dozen years from then. The paragraph in "Random Radiations" ended: "If you want a fine chance of hurling the epistolary brick at me, file this number of *W.W.* and write to tell me how wrong my predictions proved to be!" One reader did the filing and he has now been kind enough to send me the cutting—without the brick. My dates were thrown out by the war, which closed down television and prevented progress from being made in domestic sound receivers. Otherwise I seem to



"WIRELESS WORLD" PUBLICATIONS

	Net Price	By Post
ABACS OR NOMOGRAMS. A. Glet. Translated from the French by H. D. Philpen and J. W. Head...	35/-	36/-
INTRODUCTION TO VALVES: R. W. Hallows, M.A. (Cantab.), M.I.E.E. and H. K. Milward, B.Sc.(Lond.), A.M.I.E.E.	8/6	9/4
TELEVISION RECEIVING EQUIPMENT. W. T. Cocking, M.I.E.E. 4th Edition	30/-	31/9
TRANSISTOR A.F. AMPLIFIERS. D. D. Jones, M.Sc., D.I.C. and R. A. Hilbourne, B.Sc.	21/-	21/10
WIRELESS SERVICING MANUAL. W. T. Cocking, M.I.E.E. 9th Edition	17/6	18/8
SECOND THOUGHTS ON RADIO THEORY. "Cathode Ray" of <i>Wireless World</i>	25/-	26/1
RADIO LABORATORY HANDBOOK. M. G. Scroggle, B.Sc., M.I.E.E. 6th Edition	25/-	26/9
GUIDE TO BROADCASTING STATIONS 1957-58. Compiled by <i>Wireless World</i>	2/6	2/11
BASIC MATHEMATICS FOR RADIO AND ELECTRONICS. F. M. Colebrook, B.Sc., D.I.C., A.C.G.I. Revised and enlarged by J. W. Head, M.A.(Cantab.), 3rd Edition	17/6	18/6

A complete list of books is available on application

Obtainable from all leading booksellers or from

ILIFFE & SONS LTD., Dorset House, Stamford Street, London, S.E.1


have been a fairly reliable prophet. I wrote that I expected that the bulk of local listening would be on v.h.f. and that the quality would really approach perfection owing to the much wider range of modulation frequencies that it would be possible to use. Some sets would be for v.h.f. only. I was over-optimistic in believing that the standard domestic set would by then be a combined television and v.h.f. set, though things now seem to be tending that way. My only big bloomer was the statement that I didn't believe that the television set of the near future would contain a cathode-ray tube. Even now I'm still not convinced that line-by-line scanning on the screen of a modified form of oscilloscope (which is what the TV set is) is the final answer to television transmission and reception. It's admittedly a pretty good answer, but I firmly believe that a better one will be found, though I'm not going to risk this time forecasting a date.

A New Pastime?

DX WORK on v.h.f. sound broadcasting stations seems likely to become almost as popular a hobby as it once was in other broadcasting bands. Readers living in many different places write to tell me of some quite remarkable experiences. One of them lives at Aylesbury, Bucks, which doesn't lie very high and there's a good deal of hilly ground in some directions. My correspondent uses a dipole-cum-reflector indoor aerial directed on Wrotham. His record shows occasional good reception from Wenloe, particularly in the morning and evening. Others recorded are Norwich, Holme Moss and Sutton Coldfield among the B.B.C. stations. Between June 14th and 22nd he logged German, Dutch and Italian stations. Conditions became unfavourable from then until early September, since when he has been receiving three French stations.

Hearing Electrically

A NUMBER of readers concerned professionally with hearing and auditory perception have asked for further information on the experiments on direct electrical stimulation of hearing, to which I referred in the September issue. The work was undertaken by two French doctors, Charles Eyriès and André Djournu, who recently communicated their findings to the Academy of Medicine, Paris. Their work was brought to my notice by a note in the *Sunday Times* of July 14th.


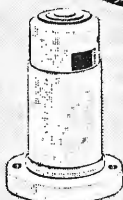



Electronic components FOR ALL INDUSTRIES

(RESEARCH)

Used in the thousands of sensitive instruments which today control the processes of modern industry, BULGIN electronic components are helping to overcome problems in the industrial and scientific fields, and are faithfully serving the majority of the Country's greatest organisations. The Bulgin research department and its manufacturing units with their unique skills and experience build good electronic components upon which you can depend. Over 10,000 different components are available.

★ For full details of Bulgin Components send for fully illustrated Catalogue 19½ WW (free to trade letter-heading or order).



THE HOUSE OF
BULGIN

A. F. BULGIN & CO., LTD.



BARKING, ESSEX.

MANUFACTURERS OF RADIO AND ELECTRONIC COMPONENTS

Tel.: RIPPleway 5588

"Ears Have They, and Hear Not"

AT one time it used to be the custom among the semi-literate to clinch an argument by saying "I've seen it in print." The "print" in question was usually to be found in one of the more sensational newspapers. If it appeared in a newspaper it *must* be true; so the upholders of this argument-clinching cliché used to think. A newspaper to them meant as much as the "Guid Book" to a kirk-going Caledonian.

Those times have passed however, for the authoritarian position of the newspapers has long ago been undermined by the B.B.C. Nowadays the criterion of truth is "the wireless," and the educational status of those who believe what they hear on "the wireless" is considerably higher than semi-literate. The word of the B.B.C. is so powerful in its effect on certain minds that it is almost frightening.

A month or two ago as Mrs. Free Grid and I sat in front of our modern infra-red fire, she suddenly gave a snort of disgust as she looked up from the October issue of *W.W.* which had just come to hand. This was the issue in which "Cathode Ray" discussed certain scientific theories, past and present, including the old and popular one of an all-pervading ether through which wireless waves were supposed to travel. "Surely," said Mrs. Free Grid, "even *he* must be aware that wireless waves are airborne and always have been, as the B.B.C., who surely must know, wouldn't constantly use the expression 'on the air'?"

Naturally I made a spirited defence of "Cathode Ray" but only succeeded in losing scientific caste myself, and now he has let me down badly by making a statement in which even I cannot support him. He states in the November issue that sound "is a physical disturbance that would exist even if there were no living creatures to hear it." In my view it is only necessary to sub-

stitute the word pain for sound and feel for hear in order to show that "Cathode Ray's" statement won't hold water.

I'm not trying to dabble in philosophy with its theory of pan-subjectivism when I say that pain and sound would cease to exist if there were no living creatures to feel and hear them. In the absence of *living* creatures the physical disturbances which cause the mental phenomena of pain and sound would, of course, still exist.

'Phoning While You Speed

THE modern generation finds it hard to believe that there was ever a time when there was no such thing as sound broadcasting and television. In the same way, I think, the generation of a decade or so hence will find it hard to believe that our cars were not connected by radio to the national telephone system.

It would be, technically speaking, quite possible for our cars to be "on the phone" today if only the G.P.O. would do something about it. As it is, I pay 5s, register myself as a business with my H.Q. at home, and I can then apply for a mobile radio licence to cover radio-telephony between my home and car, but my ambition is to be able to call any telephone subscriber from my car.

This could be so easily arranged if the P.M.G. would erect a suitable transmitting and receiving station on the roof of every telephone exchange. Then by calling this exchange-roof station I could be plugged into the line of any subscriber just as though I were ringing from home. Not only could I call any subscriber but I could communicate with any other car, provided that it happened to be within wireless range of a telephone exchange.

I think that a start could be made by the A.A. and R.A.C. who could rig up a radio link on the roofs of their phone boxes for night use so that stranded motorists would be saved the necessity of trudging a mile to the nearest box as I had to do recently after midnight in order to put in a call for help. Unlike my proposed G.P.O. exchange arrangement, this roadside radio link between stranded car and breakdown service would have to be unmanned and so completely automatic; but what of that?

The only snag in my whole idea of cars-on-the-phone is that women drivers would certainly try to drive and carry on an interminable telephone

conversation simultaneously. This would mean that during the telephone talk the car would be virtually unmanned—or should I say unwomaned—and this would constitute another road hazard.

For some years the G.P.O. has provided a radio-telephone link so that small craft in the Thames estuary could be connected to the national telephone system. Why can they not extend the idea for cars in the manner I have suggested?

The Old W.W. Tie

WHEN visiting the National Radio Show and other quasi-radio gatherings like the Audio Fair I often feel that those of us who have some general interest in and knowledge of the scientific side of radio ought to have some distinguishing emblem whereby we could recognise our fellow savants and be picked out by the stand attendants from the milling crowd who are only interested in the programmes.


I can think of nothing better than to follow the example of our public schools and other famous institutions by sporting a specially designed "Old Wireless World Tie," for it need hardly be said that anybody having any wireless engineering qualifications at all is a regular reader of this journal. Indeed, I recollect a former Editor of *W.W.* saying in pre-war days that to be a regular reader of *W.W.* was a qualification in itself. I would suggest that anybody who could produce proof that he was a reader of ten years standing should be entitled to wear the tie which would, of course, be sold only to those who could produce a certificate signed by the Editor.

Those of us of more than ten years standing would be entitled to wear on it a bar for every extra period of five years. Those who could produce proof that they had been readers since the first number (April 1911) without missing an issue would be entitled to receive a complementary copy each month for the rest of their lives; maybe they would deserve it.

First it is necessary to settle the question of a suitable design and here is where I need the assistance of some of you with heraldic experience, as thing like "bends sinister" and "gules argent" are just Greek to me. As you will gather I want something completely out of the ordinary in neckties; something like a coat of arms complete with Latin motto such as Audio, Video, Olfaciam, for I am convinced that the radio transmission of smell will one day be achieved.

If enough of you write to the Editor about the suggestion something is bound to happen, as Editors are as much susceptible to public opinion as politicians are at election time.*

* Observation noted : no comment—ED.



New road hazard

TO FIT THE POCKET



TO FILL THE BILL

19 Ranges

D.C. Voltage	A.C. Voltage
0—100mV.	0—10 V.
0—2.5 V.	0—25 V.
0—10 V.	0—100 V.
0—25 V.	0—250 V.
0—100 V.	0—1000 V.
0—250 V.	
0—1000 V.	
	D.C. Current
	0—100 μ A
	0—1mA
Resistance	0—10mA
0—20,000 Ω	0—100mA
0—2 M. Ω	0—1 A

This splendid new AVO Instrument has been developed to meet a definite demand for a sturdy pocket-size multi-range test meter at a modest price, suitable for use on modern electronic apparatus as well as for radio and television receivers, motor vehicles, and all kinds of domestic appliances and workshop equipment.

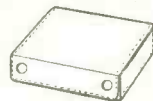
Readings are obtainable quickly and easily on a very open scale, and range selection is by means of a robust clearly marked rotary switch of the characteristic AvoMeter type. Measurements of A.C. and D.C. Voltage, D.C. Current, and Resistance are made by means of only two connection sockets.

Sensitivity:
 10,000 Ω/V on D.C. voltage ranges.
 1,000 " " A.C. " " "

Accuracy:
 3% of full scale value on D.C.
 4% " " " " " A.C.

List Price: **£9/10s.**
 complete with Test Leads and Clips
 Size: 5½ x 3½ x 1½ inches
 Weight: 1 lb. approx.


THE
MULTIMINOR



Leather Case if required 32/6



Designed and Manufactured by
AVO Ltd. AVOCET HOUSE · 92-96 VAUXHALL BRIDGE ROAD · LONDON · S.W.1 VICtoria 3404 (9 lines)



High performance . . . wide applications . . . truly portable

In the Solarscope CD 614 we have included all the valuable features of heavier and more expensive oscilloscopes, while producing a truly portable instrument at an economical price.

It is particularly suited for radio communication, radar, TV and applications involving pulse work and transient investigations.

BRIEF SPECIFICATION:

NOMINAL BANDWIDTH
1 c/s—9 Mc/s \pm 1 Mc/s for 3 db down

SENSITIVITY CALIBRATION
By a 50 c.p.s. square wave

EXPANSION
10 diameters nominal

CALIBRATION
By 0.1 μ S, 1 μ S, and 10 μ S markers \pm 5%

TIME BASE
10 c.p.s.—200 Kc/s. Trigger from TV frame block

THE SOLARTRON ELECTRONIC GROUP LTD.

1-amp junction diode with fractional μ sec hole storage



Outstanding performance in TWO functional groups

In digital computers, square loop ferrite circuits and ring modulators

The low hole storage and high current of this new junction diode particularly recommend it for this group of applications. The peak forward current is 1 amp at less than 1 volt drop, and its hole storage specification approaches that of a good point contact diode.

The OA10 can be very successfully employed as a coupling element in junction transistor circuits, particularly for computing applications. In addition, its high current characteristics suit it for ferrite magnetic memory circuits in computing and shifting registers.

Applied as a ring modulation diode, the sharp forward discontinuity and the stability of that characteristic are outstanding.

		At 25°C amb. temp.	At 60°C amb. temp.
Max. reverse voltage, d.c. or peak	(V)	30	30
Max. forward current:			
Peak (5 μ sec. max.)	(A)	1	1
Average (50msec. averaging time)	(mA)	100	100
Average Characteristics			
Forward voltage (at 0.3mA)	(V)	0.2	0.13
" " (at 100mA)	(V)	0.5	0.44
Reverse leakage current (at -20V)	(μ A)	1.5	10
Hole storage recovery time*	(μ sec.)	0.35	0.35
Capacitance (at -10V)	(pF)	4.0	4.0

* For test conditions see published data

In transistor power supplies

The small size and low forward losses of the OA10 fit it for use as a general purpose mains rectifier for transistor power supplies. A single diode in a half-wave rectifier circuit will deliver up to 100mA d.c. at 6 volts. A bridge circuit will deliver up to 200mA at 12 volts.

In addition, the OA10 can be used as a non-linear temperature coefficient compensating device in germanium transistor circuits. It also finds application as a voltage stabiliser in its forward current direction where the voltage drop across it (about 0.4 volt) is relatively independent of current.

* Full data on the OA10 and other diodes and transistors in the Mullard range are available from the address below.



Mullard Limited,
Mullard House,
Torrington Place,
London, W.C.1

The *Superspeed*

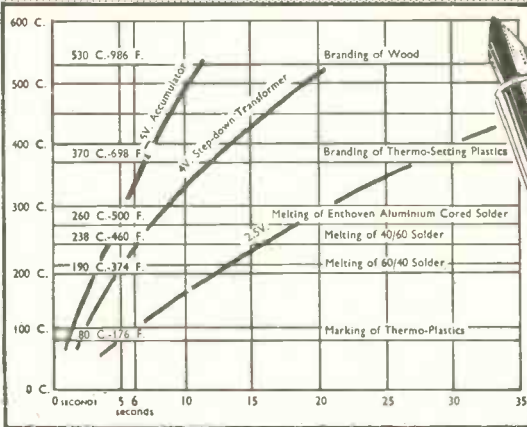
SOLDERING IRON

heats up from cold
in 6 seconds!

Manufactured for Enthoven Solders Ltd., by Scope Laboratories, Melbourne, Australia.

Designed on an entirely new principle, this light-weight, versatile iron is eminently suitable for soldering operations in the radio, television, electronic and telecommunication industries.

For test bench and maintenance work it is by far the most efficient and economical soldering iron ever designed. Ideally suitable for use with Enthoven Aluminium Cored Solder (melting point 260°C. 500°F.).



TIME/TEMPERATURE CURVE CHART from the SUPERSPEED SOLDERING IRON TIP/TEMPERATURE TIME CHECK

The effect of different voltages on initial heating-up time is shown. Whilst 4V is the standard voltage normally employed, 6V will cause no harm, and accumulators are a useful source of current supply.



- * Activated by light thumb pressure on the switch ring. When pressure is released, current is automatically switched off—thus greatly reducing electricity consumption, wear on copper bit and carbon element.
- * Length, 10"; weight, 3½ ozs.; can be used on 2.5 to 6.3 volt supply (4 volt transformer normally supplied) or from a car battery.
- * More powerful than conventional 150-watt irons; equally suitable for light wiring work or heavy soldering on chassis.
- * Simple to operate; ideal for precision work.
- * Requires minimum maintenance—at negligible cost; shows lowest operating costs over a period.

For full particulars, including guarantee terms and free trial facilities, please write to the sole concessionaires in this country:—

ENTHOVEN SOLDERS LTD. (Industrial Equipment Division)
Dominion Buildings, South Place, London, E.C.2 **MONarch 0391**

Switch to the

Superspeed

Soldering Iron

as being used by the
Royal Society Antarctic Expedition
for the International Geophysical Year.



LIST PRICES	
IRON	39/6
TRANSFORMER	35/6
All prices and trade discounts subject to revision	



INTRODUCING THE NEW

NASHTON

INSTRUMENT RANGE

Resistance

(5Ω to $500M\Omega$)

Capacitance

($5pF$ to $500\mu F$)


Comparison

(-30% to $+45\%$)

BRIDG**E**

(1% mid-scale;

$2\frac{1}{2}\%$ from 20Ω to $20M\Omega$)



The Nashton R.C.C. Bridge is the first of a new range of electrical test instruments by Nash & Thompson, the Company specially selected to carry out the R.C.S.C. approval testing for the Ministry of Supply. The R.C.C. Bridge is precision-built of high stability 1% components

and incorporates a 0.1% linearity wire-wound cam-corrected balancing potentiometer.

Instruments in the new Nashton range, of which the R.C.C. Bridge is the first, will all be **Accurate • Low-priced • Reliable Compact**

WRITE TO:—

Nash and Thompson

LIMITED

OAKCROFT ROAD • CHESSINGTON • SURREY • *Elmbridge 5252*

for inclusion in the

NASHTON

mailing list for information

IT'S NEW!

THE 

AM/FM MODULATION METER Type 210

THE new Airmec AM/FM Modulation Meter Type 210 enables the measurement of the percentage modulation of amplitude modulated signals and the peak deviation of frequency modulated signals to be made in the frequency range 2.25 Mc/s to 600 Mc/s. It is exceptionally easy to operate and has outputs to enable the modulated envelope of the input signal and demodulated signals to be observed on an oscilloscope.



SPECIFICATION

- Frequency Range:** 2.25 Mc/s to 300 Mc/s (up to 600 Mc/s with reduced sensitivity) in 7 ranges.
- Input Level:** Amplitude Modulation, 7mV to 700mV.
Frequency Modulation, 7mV to 10V (Deviation 3 kc/s- 100 kc/s).
50mV to 10V (Deviation 0-3 kc/s).
- Modulation Frequency Range:** 30 c/s to 15 kc/s.
- A.M. Range:** 0 to 100% with an accuracy of better than $\pm 3\%$.
- F.M. Range:** 0 to 100 kc/s in 4 ranges with an accuracy of better than $\pm 5\%$.

Full details of this or any other Airmec instrument will be forwarded gladly upon request.

AIRMEC
L I M I T E D

HIGH WYCOMBE

BUCKS

ENGLAND

Telephone: High Wycombe 2060

Cables: Airmec High Wycombe

V.H.F.

radio Telephones

The V.H.F. link provides the most economical and practical means of direct communication between isolated communities in all areas where the nature of the terrain or distance involved preclude the use of open wires for junction or subscribers' lines.

Dialling facilities can be provided, and the radio equipment can be connected to a standard line circuit in any part of a telephone system without modification to switching equipment.

★ *No change in Normal Telephone Operating Procedure*

★ *Mains or Battery Operation*

★ *Signalling Units for All Types of Circuit*



AUTOMATIC TELEPHONE AND ELECTRIC COMPANY LIMITED

STROWGER HOUSE • ARUNDEL STREET • LONDON, W.C.2. • Telephone : TEMple Bar 4506
 Telegrams : Strowger • Estrand • London. STROWGER WORKS, LIVERPOOL, 7.

AT.14661

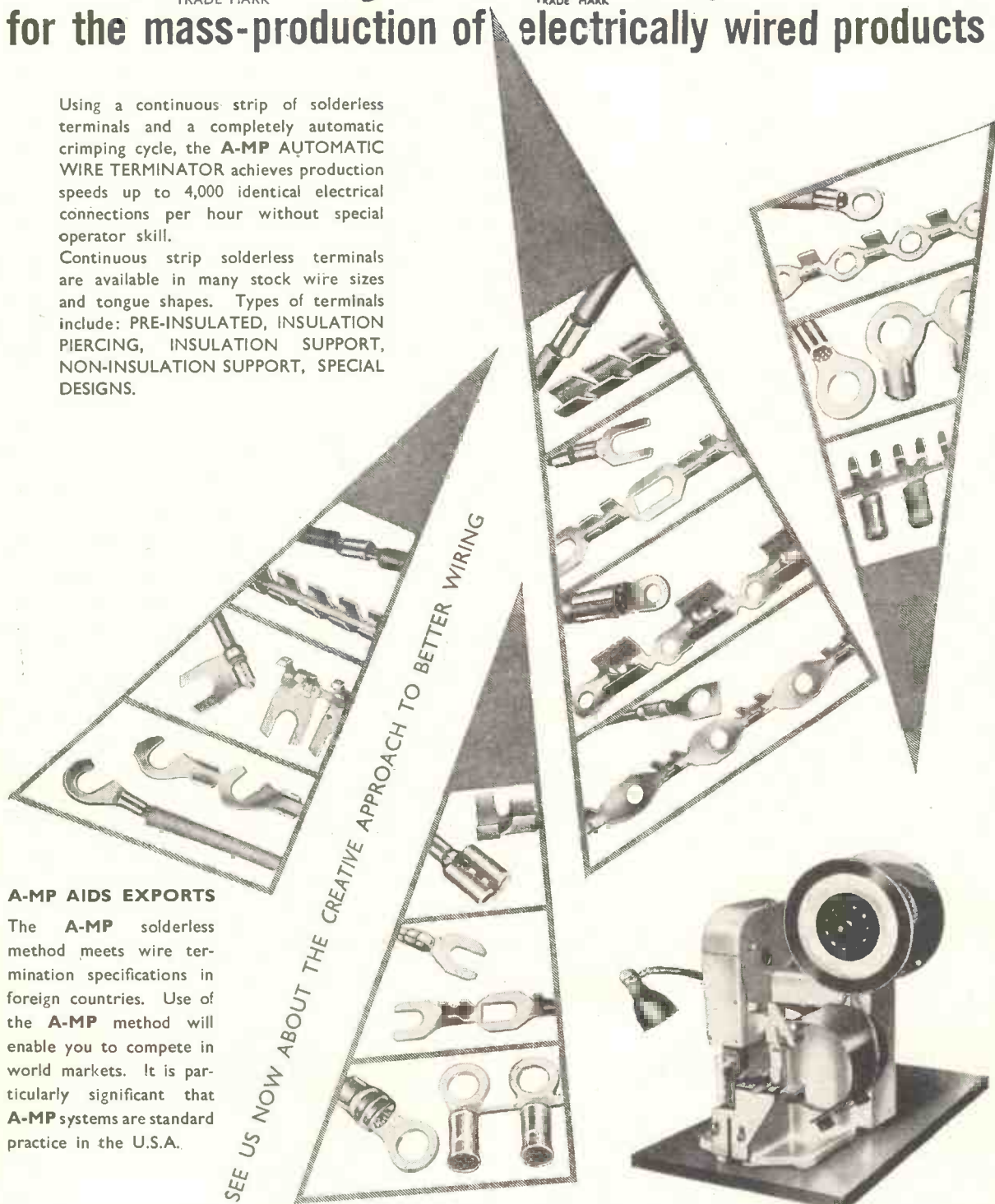


Auto-strip
TRADE MARK

for the mass-production of electrically wired products

Using a continuous strip of solderless terminals and a completely automatic crimping cycle, the **A-MP AUTOMATIC WIRE TERMINATOR** achieves production speeds up to 4,000 identical electrical connections per hour without special operator skill.

Continuous strip solderless terminals are available in many stock wire sizes and tongue shapes. Types of terminals include: PRE-INSULATED, INSULATION PIERCING, INSULATION SUPPORT, NON-INSULATION SUPPORT, SPECIAL DESIGNS.



A-MP AIDS EXPORTS

The **A-MP** solderless method meets wire termination specifications in foreign countries. Use of the **A-MP** method will enable you to compete in world markets. It is particularly significant that **A-MP** systems are standard practice in the U.S.A.




AIRCRAFT-MARINE PRODUCTS (GT. BRITAIN) LTD.

London Office: DEPT. 15, 60 KINGLY ST., LONDON W.1 Telephone: REG 2517-8 & 3681-2-3
Works: SCOTTISH INDUSTRIAL ESTATES, PORT GLASGOW, SCOTLAND.

AP323/44

* Trade Mark of AMP Incorporated, U.S.A.




BREAKDOWN TESTER MODEL RM 215E

Output Voltage: 0 to 10,000 V D.C. 5 mA. Max.
and 0 to 5,000 V A.C. 10 mA. Max.



**MEGOHMMETER
MODEL RM 175 — LZ MK II**

Resistance Range: 0.9 Megohm to
10,000,000 Megohms.
Test Pressure: Continuously variable from 10 to
1,000 V D.C.



**ELECTROLYTIC & TANTALUM
CONDENSER BRIDGE MODEL CB 154C**

Capacity Range: 0.1 mFd to 11,000 mF ds.
Power Factor Range: 0.4% to 30%
Polarising Voltage: 0 to 600 Volts in 5 ranges.
Leakage Current: 0/500 uA, 0/5 mA, 0/50mA.

MODEL CB 154D

Polarising Voltage: 0 to 800 Volts in 5 ranges.
Leakage Current: 0/50 uA, 0/500 uA, 0/5 mA.
Other details as CB 154C.

Ask for demonstration

**BRITISH
PHYSICAL
LABORATORIES**

RADLETT · HERTS

ENGLAND

TELEPHONE · RADLETT 5674

MUTUAL & SELF INDUCTANCE BRIDGE



Designed for the accurate measurement of either mutual or self inductance and resistance in the range 0.001 μ H to 30mH and 100 μ Ω to 3000 Ω respectively.

All measurements are made in the form of a four-terminal network and inductance and resistance of leads and clips are not included in the measurement.

Accuracy within $\pm 1\%$ frequency 1592c/s ($\omega = 10\,000$)

Full technical information on this and other 'Cintel' Bridges is available on request.

CINEMA TELEVISION LTD

A COMPANY WITHIN THE RANK ORGANISATION LIMITED

WORSLEY BRIDGE ROAD · LONDON · S.E.26
HITHER GREEN 4600

SALES AND SERVICING AGENTS:

Hawnt & Co. Ltd., 59 Moor St., Birmingham 4

Atkins, Robertson & Whitford Ltd., Industrial Estate, Thornliebank Glasgow

McKellen Automation Ltd., 122 Seymour Grove, Old Trafford, Manchester 16

Hunts Hi-Fi CAPACITORS

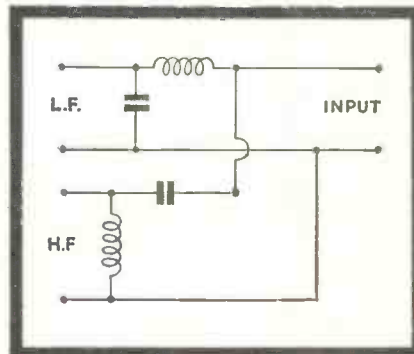
FOR CROSS-OVER NETWORKS

Hunts patented Metallised Paper Capacitors are particularly suitable for loudspeaker crossover networks and are used extensively for this application. They have negligible self inductance with consequent lack of self resonance within the audio frequency range, and with the special method of end connections used on the capacitor unit, the equivalent series resistance down to zero applied volts is extremely low.

The capacitors listed below are considerably smaller in dimensions than conventional types, occupying only 25-30% of the space required for their lowest voltage counterparts in foil and paper construction.



TYPE W48




A basic circuit for a twin speaker combination is shown on the left. The number of circuit elements and their capacitance and inductance values depends on the number of loudspeakers, their individual characteristics, and the required crossover frequencies.



TYPE W54/1

STANDARD CAPACITANCE RANGE

LIST NO.	CAP μ F	VOLTS D.C. Wkg.	TYPE REF.	DIMENSIONS L D	LIST PRICE
A 316	1.5	150	W48	$1\frac{1}{8}'' \times \frac{1}{8}''$	4/9
A 304	2	150	W48	$1\frac{1}{8}'' \times \frac{1}{8}''$	5/-
B 557	3	150	W49/1	$1\frac{1}{2}'' \times \frac{1}{2}''$	7/6
B 550	4	150	W49/1	$2\frac{1}{2}'' \times 1''$	10/-
B 551	6	150	W49/1	$2\frac{1}{2}'' \times 1''$	12/6
B 552	8	150	W49/1	$2\frac{1}{2}'' \times 1\frac{1}{8}''$	17/6
WP 45	10	150	W54/1	$2\frac{1}{2}'' \times 1\frac{1}{8}''$	20/-
WP 38	12	150	W54/1	$2\frac{1}{2}'' \times 1\frac{1}{8}''$	22/-
WP 247	16	150	W54/1	$3\frac{1}{4}'' \times 1\frac{1}{8}''$	26/6



TYPE W49/1

MAKERS OF FIXED CAPACITORS OF ALL TYPES AND FOR ALL APPLICATIONS



A. H. HUNT (Capacitors) LTD.
WANDSWORTH, LONDON, S.W.18. Tel: BATtersea 1083

Factories also in Essex, Surrey and North Wales



UNQUESTIONABLY . . .

"The variable oscillator employs a triode in a modified Colpitts circuit comprising a split-stator capacitor and an appropriate tuning inductor which is selected by means of a range switch, the oscillator output being monitored by a crystal rectifier and indicating meter which are coupled to an 80dB resistive step attenuator."

WHEN schoolboys are as interested in square-wave techniques as they are in square-leg tactics, it is advisable to know all about Marconi instruments.

It's not difficult. Take the Marconi TF 982A, for example, about which our young friend is so obviously well-informed. Here is a Marconi instrument that provides complete test facilities for mobile radio telephone sets. It combines, in one compact unit, a signal generator, a crystal-controlled auxiliary oscillator, a.f. and r.f. power meters, a local r.f. field detector, and an a.c./d.c. multi-range test meter.

Details of all this apparatus are given in leaflet G105, full of technicalities, so that you, too, can discuss the V.H.F. Test Set authoritatively. You really should send for a copy.

**MARCONI
INSTRUMENTS**



**MARCONI V.H.F. TEST SET
Type TF 982A**

Signal Generator Section: 60 to 200 Mc/s; also eight bands centred on common i.f. values from 1.6 to 8.5 Mc/s; fixed depth 30% a.m. can be applied internally. Output 2 μ V to 2 mV at 52 and 75 ohms; higher outputs at 37.5 ohms. *A.F. Power Meter*: 30 mW full scale at 600 ohms; 1 watt full scale at 3 ohms. *R.F. Power Meter*: 20 watts full scale at 75 ohms. *Test Meter*: Five ranges covering from 100 μ A d.c. to 200 volts a.c. full scale.

AM & FM SIGNAL GENERATORS · AUDIO & VIDEO OSCILLATORS
FREQUENCY METERS · VOLTMETERS · POWER METERS
DISTORTION METERS · FIELD STRENGTH METERS
TRANSMISSION MONITORS · DEVIATION METERS
OSCILLOSCOPES, SPECTRUM & RESPONSE ANALYSERS
Q METERS & BRIDGES

MARCONI INSTRUMENTS LTD · ST. ALBANS · HERTFORDSHIRE · TELEPHONE: ST. ALBANS 56161

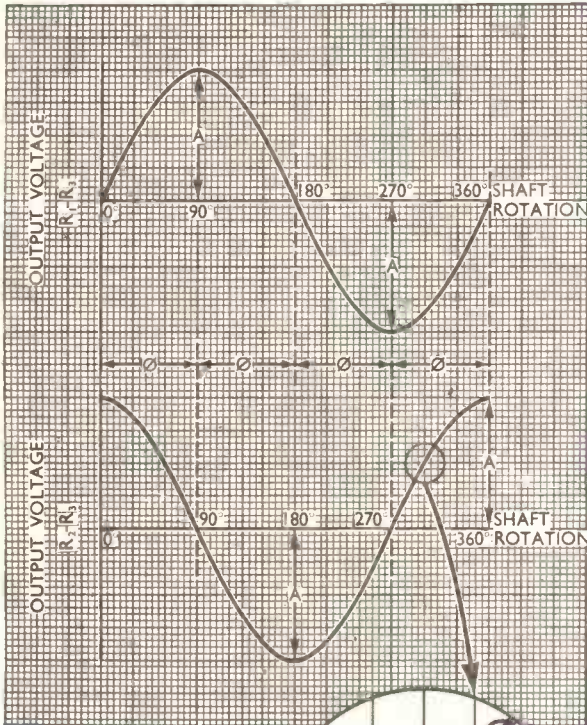
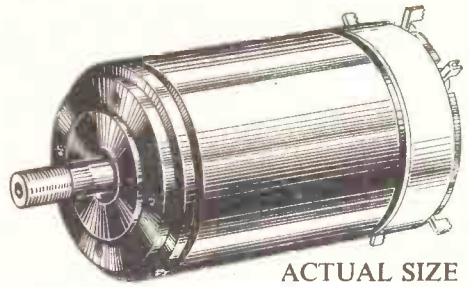
London and the South: Marconi House, Strand, London, W.C.2. Tel: COVent Garden 1234

Midlands: Marconi House, 24 The Parade, Leamington Spa. Tel: 1408

North: 30 Albion Street, Kingston-upon-Hull. Tel: Hull Central 16347

WORLD-WIDE REPRESENTATION

NOW . . . SPERRY Synchro Resolver in size 11



A Synchro Resolver consists of a rotor carrying two windings at right angles which rotates in a stator also having two mutually perpendicular windings. If the synchro is connected as shown below, the voltages A_{R1-R3} and A_{R2-R3} vary sinusoidally as shown in the accompanying graphs. How closely the voltages of a Sperry size 11 Resolver follow this sine relationship can be judged from these performance figures :

(a) Angular separation of Nulls = $\emptyset = 90^\circ \pm 4'$

(b) Transformation Ratio $A = KV$

where $K = 1 \pm 0.1\%$ from model to model

Variations in $K = \pm 0.2\%$ in any one model

(c) Voltage departure from true sine

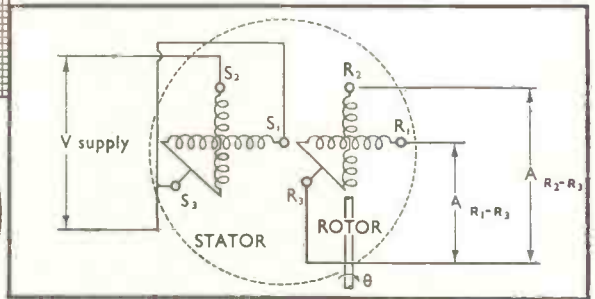
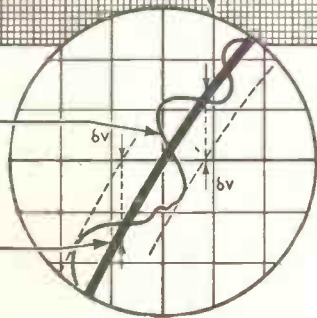
Model A = $6V = \pm 0.2\%A$

Model B = $6V = \pm 0.3\%A$

Precision resolvers offer the solution to a wide range of computing problems, and may also be used for position control.

RESOLVER OUTPUT VOLTAGE

TRUE SINE VOLTAGE



Advice on their application to your problem is available

SPERRY SYNCHROS

F

requency & Time Measurement



FREQUENCY MEASURING EQUIPMENT, TYPE TSA3

Transistorized throughout.

TIME measurement from 0.0001 of a second to 11½ days.

FREQUENCY measurement from 0.1 of a cycle to 50 kc/s.

PERIOD measurement from 0.00001 of a cycle to 100 c/s.
5 digit display.

Digital time base.

Accuracy better than ± 0.005%.

Self checking on 5 frequencies.

Variable display time from 0.5 seconds to 5 seconds or infinite.

Sine, square or pulse inputs.

Standard output frequencies at 0.1 c/s, 1 c/s, 10 c/s, 100 c/s, 1 kc/s, and 10 kc/s.

Portable - weighs only 27½ lbs. and measures 14½" x 7½" x 11½".

Low power consumption - only 2W at 12V.

Price: £275 0s. 0d.



MILLISECOND STOPCLOCK TYPE TSA4

Transistorized throughout.

TIME measurement from 0.0001 of a second to 27.8 hours.

Digital counting.

Measures virtually any contact or pulse interval time within the range stated from common or independent sources.

Accuracy better than ± 0.005%.

Indicated time read direct in seconds from the cyclometer counter, four decimal places from the meters.

Portable - weighs only 19 lbs. and measures 13" x 9" x 7½".

Low power consumption - only 1W at 12V.

Removable lid protects front panel and meters when in transit.

Price: £155 0s. 0d.

Both types of equipment are constructed from Venner plug-in stages and are therefore inherently reliable.

Write for descriptive literature

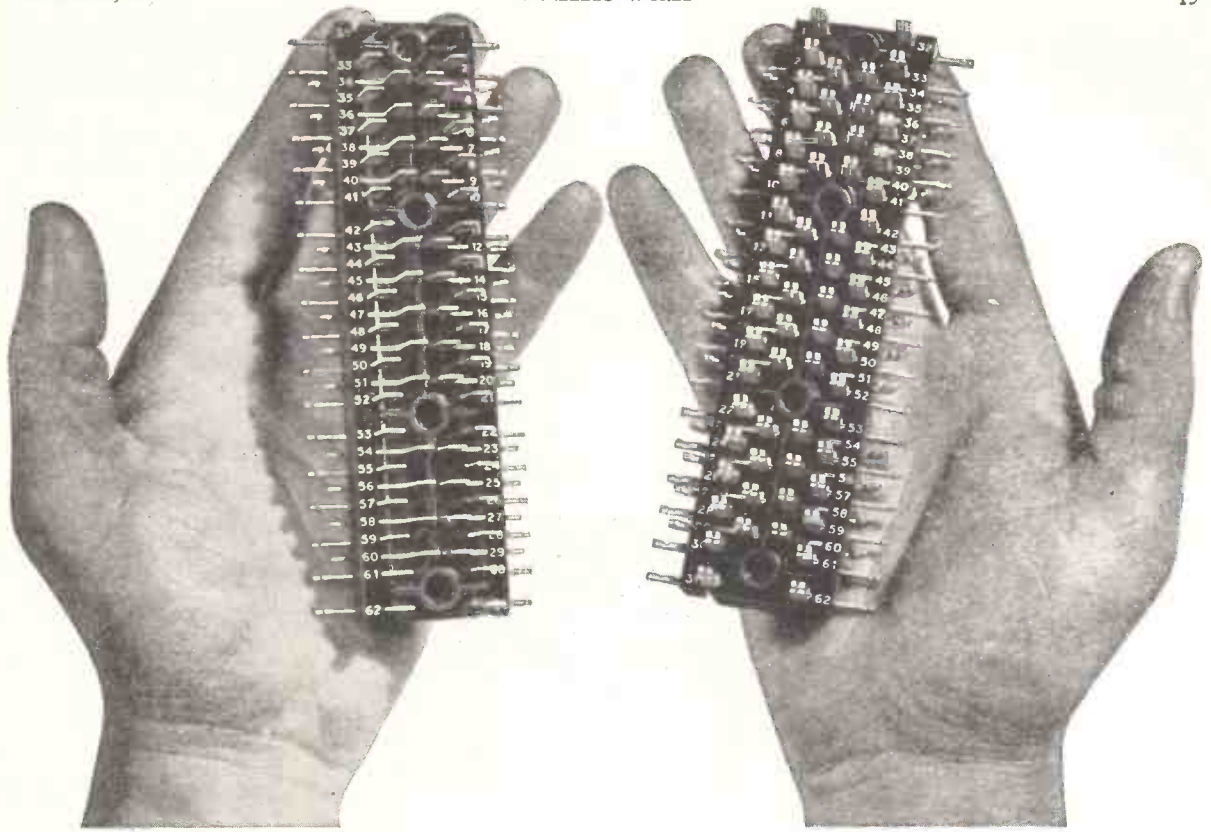
VENNER ELECTRONICS LTD.

Kingston By-Pass, New Malden, Surrey.

Telephone: MALden 2442

Associated Companies: Venner Limited

— Venner Accumulators Limited



Holding out for good connections?

There are almost certainly enough high grade ones in this 62-way connector. It was designed to fulfil an Admiralty requirement that could not be met by any other connector, and you will find it suitable for many rack-mounting applications where low contact resistance, high voltage and current capacity and excellent insulation are major factors.

SPECIFICATION

Contact Resistance:	less than 3 milli-ohms
Insulation:	2kV. between contacts
Voltage rating:	750V. r.m.s. working
Current rating:	10A. max. per single contact
Insertion pressure:	30 lbs.
Withdrawal pressure:	13 lbs.

31-way connector also available with identical specification except insertion and withdrawal pressures are 20 lbs. and 9 lbs. respectively.



POWER CONTROLS LIMITED, EXNING ROAD, NEWMARKET, SUFFOLK
 Telephone: Newmarket 3181/2/3
 Telegrams: Powerton Newmarket

RADIO EXPORT

TUBES ONLY



2000 types of both receiving and transmitting tubes **in stock**.
In addition, a comprehensive range of crystals and some types of
transistors and trustworthy tubes are available.

*Our price list issued last July
contains many new types.*

PRICE AND STOCK LISTS ON APPLICATION

Your specific enquiries for special types to CV, JAN and MIL
specifications are invited.

Our organisation is A.R.B. approved.

HALL ELECTRIC LTD
HALTRON HOUSE, 49-55 LISSON GROVE,
LONDON N.W.1.

Tel.: Ambassador 1041 (5 lines)

Cables: Hallelectric, London


HALTRON

HALTRON

EMITAPE

-with the NEW look!

**HI-FI
MAGNETIC
RECORDING
TAPE**



EMICASE

"88"
GENERAL PURPOSE

"99"
LONG PLAY
50% increased
playing time


*Solves
your
Storage
Problem!*

TYPE No.	TITLE	SIZE	LENGTH APPROX.	PRICE IN "EMICASE"
88/6E ★99/9E	"Junior" "	5" dia. 5" dia.	600' 850'	£1 . 3 . 6 £1 . 10 . 6
88/9E ★99/12E	"Continental" "	5½" dia. 5½" dia.	850' 1200'	£1 . 10 . 6 £1 . 17 . 6
88/12E ★99/18E	"Standard" "	7" dia. 7" dia.	1200' 1800'	£1 . 17 . 6 £2 . 12 . 6

★ LONG PLAY—50% increased playing time.

E.M.I. SALES & SERVICE LTD.
(Recording Equipment Division)
HAYES • MIDDLESEX • ENGLAND
ES150

New



— another contribution to electronics by *Advance*

dc — 3000 Mc/s

A completely co-axial attenuator unit specially designed for use in precision equipment where rapid selection of close tolerance attenuation with absolute reliability is essential.

Any combination of six pads is available from 0 to 50 db. in 10 db. steps.

For use at all frequencies up to 3000 Mc/s.

RANGE: 0 to 50 db in 10 db steps.

ACCURACY: ± 1 db up to 1000 Mc/s.

V.S.W.R.: Less than 1.2 d.c. to 3000 Mc/s for 20-50 db range.
Less than 1.2 d.c. to 1000 Mc/s for 0-20 db range.
At 3000 Mc/s increases below 20 db. to not more than 1.7 d.c. at zero attenuation.

★ **CONTINUOUS ROTARY MOVEMENT**

selects any pad simultaneously giving visual indication of pad selected.

Export enquiries invited.

Advance TURRET ATTENUATOR


Full technical details available in Leaflet W49

TYPE A63

ADVANCE COMPONENTS LTD. ROEBUCK ROAD, HAINAULT, ILFORD, ESSEX.

Telephone: HAINault 4444

The latest in the Hi-Fi range



The Elac 4 inch Tweeter

A further addition to the "Elmag" High Fidelity range, this 4in. cone type Tweeter is the finest of its class yet produced. Response to transients is exceptionally good and the absence of undesirable peaks results in clear and smooth reproduction.

For best results it should be used with a suitable cross-over filter in conjunction with 1 or 2 larger units.

Frequency response within 5 dB from 5,000-17,000 cps, only $7\frac{1}{2}$ dB down at 20,000 cps.

OVERALL SIZE : 4in. DIA. x $2\frac{3}{8}$ in. DEEP.

POWER HANDLING : 2 W. Peak A.D. INPUT.

VOICE-COIL IMPEDANCE : 6 ohms at 5,000 cps.

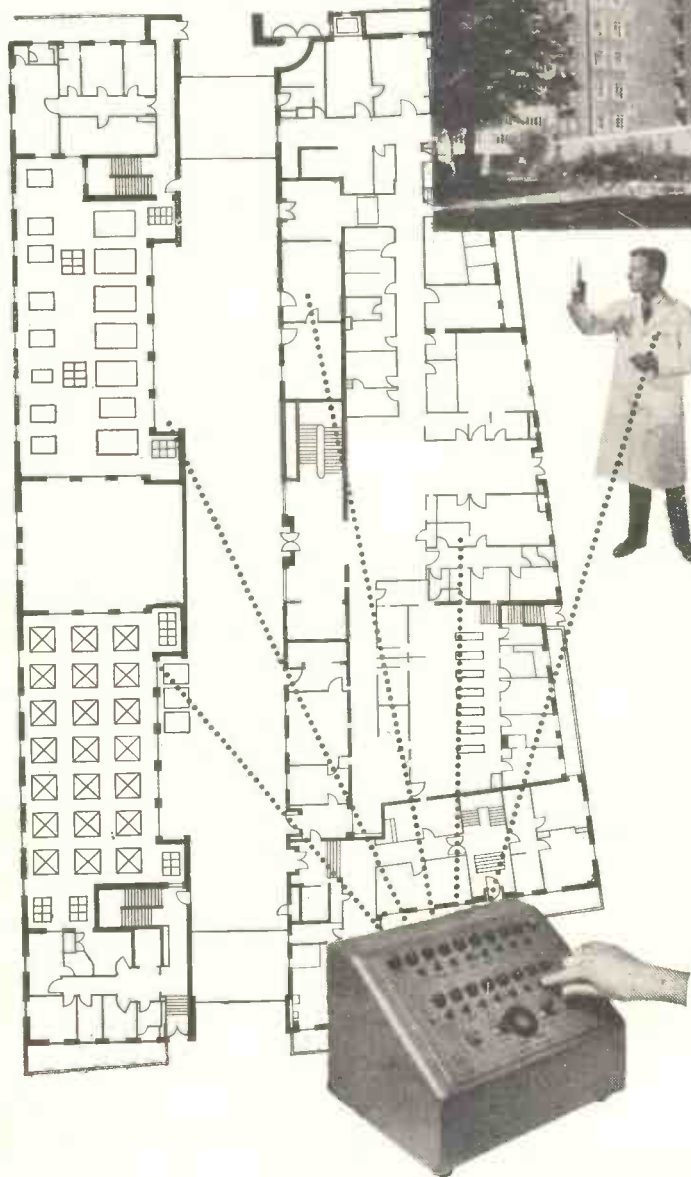
PRICE : 29/10 inc. P.T.

Trade Terms $33\frac{1}{3}\%$.

ELECTRO ACOUSTIC INDUSTRIES LTD

STAMFORD WORKS BROAD LANE TOTTENHAM LONDON N.15 TEL.: TOTtenham 0505-9

Westminster Hospital, London



another London hospital calls staff the new fast 'Personal Call' way

More and more hospitals are following St. Thomas's lead in changing over to the Multitone Personal Call Staff Location System. At Westminster Hospital doctors and key personnel are called on their pocket receivers by push-button transmission: they—and only they—receive the message and no one else is disturbed.


The Westminster uses 1 transmitter and 56 receivers, but in fact up to 336 calls can be made from one transmitter. Multitone Personal Call Systems can be installed on easy rental terms, inclusive of maintenance, or low outright purchase price. Remember, no loudspeakers, bells or flashing lights—but an infallible way of getting the man you want—whenever you want him. If you want such a system, write to us for details.

multitone personal call **STAFF LOCATION SYSTEM**

Multitone Electric Company Ltd., 12-20 Underwood Street, N.I. Tel; Clerkenwell 8022

2

Valuable aids to the RADIO SERVICE ENGINEER




96 PAGE POCKET BOOKLET

A 96 page pocket-size booklet gives summarised data i.e. characteristics, operating conditions, base diagrams relating to Ferranti valves and cathode ray tubes. Included also is a comprehensive valve equivalents list. Free copy supplied on request.

TECHNICAL HANDBOOK

This Handbook contains the fullest information about all types of Ferranti valves and cathode ray tubes. Complete data such as physical details, base connections, ratings, operating conditions, etc. Price 7/6.



Send now for both publications to:—

FERRANTI LTD

GEM MILL · CHADDERTON · OLDHAM · LANCASHIRE

London Office: KERN HOUSE, 36 KINGSWAY, W.C.2.



Yes—but is it

HI-FI?

Is it Hi-Fi indeed! Whoever heard of a loudspeaker that wasn't Hi-Fi? Must be as rare as a low-class butcher.

For twenty-five years and more we've been making loudspeakers as good as we've known how and now you want us to label them Hi-Fi!

Anyhow our mother told us never to use words if we didn't know what they meant and we always do as mother said. If you want a loudspeaker free of fol-de-rols and gimmicks which can speak for itself, choose the Vitavox DU120 Duplex Coaxial, the loudspeaker without a superlative to its name.



VITAVOX

**DU120 DUPLEX COAXIAL
FULL RANGE
LOUDSPEAKER**



Pickup Assembly

"Why  is best" series No 9

SKILL in assembling intricate components is an important factor in the reputation gained by Garrard for the superb quality and reliability of their gramophone equipment.

The operator shown above is assembling the component parts of the Garrard Crystal Pickup Cartridge, the accuracy of which is essential in maintaining the required frequency response and quality of reproduction. One more reason why Garrard units are the finest in the world.

Garrard AUDIO
PERFECTION

THE GARRARD ENGINEERING AND MANUFACTURING CO. LTD SWINDON · WILTS

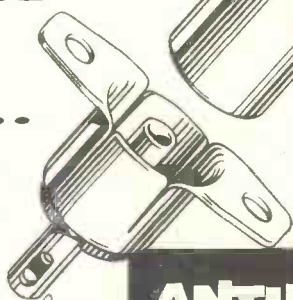
prove to
yourself

IT DOES
THE JOB
EVEN

better..



Leading Radio and T.V. Manufacturers,
Dealers and Engineers
—all use the



ANTIFERRENCE STANDARD Coaxial Plug & Socket

- ★ MADE TO RECMF SPECIFICATION
- ★ ROBUST CONSTRUCTION
One-piece Polystyrene interior, no small parts to dismantle, no soldering troubles.
- ★ FULLY INSULATED
Neoprene insulating sleeve for safety
- ★ EFFICIENT IN OPERATION
Pressure on copper braid over a large contact area ensures positive and secure contact.
- ★ SIMPLE TO FIT—FITTED IN SECONDS!

ANTIFERRENCE
LIMITED

AYLESBURY, BUCKS.
Tel. Aylesbury 2511 (6 lines).

COAXIAL PLUG TVP/1
COAXIAL SOCKET TVS/1

COAXIAL PLUG FOR CAR AERIAL LEADS CRP/200 1/6d.
COAXIAL SOCKET FOR CAR AERIAL LEADS CRS/200 1/6d.

BOTH
8d
EACH

Which is the best seat in the house? Orchestral tone in the concert hall is made up of a mixture of direct and reflected sound which changes from seat to seat. From one, the trumpet may be too dominant; from another, the double-bass may disappear. From perhaps just one seat the sound intensity and tonal relationship of the different instruments will match your own hearing characteristics. But how do you find it?—by prodding with a pin in a seating plan? The answer is very simple. The best seat in the house can be reserved indefinitely for you . . . in the comfort of your own home. With Pye High Fidelity Systems you can create the music of your choice, free from distortion or audience distraction, and exactly adjusted to your own individual needs.

THE FINEST SEAT IN THE HOUSE



Meet the *Pye Mozart*—one of the smallest and most compact amplifiers ever devised for home use. Ingenious design and brilliantly simplified circuitry have made possible no less than 10 watts undistorted output—sufficient for the largest home system—yet the Mozart can be comfortably contained on wall-shelf, bookcase or fireside table. It will handle radio, record, tape or microphone inputs. It has separate volume and on/off switches, features new 'dialomatic' pickup compensation. Installs in minutes. Printed Circuit production gives outstanding reliability.

For a thrilling new experience in good listening, good-living—see your Pye Hi-Fi Dealer.



THE PYE MOZART

The Mozart is available in chassis form (weight 8½ lbs.) or in metal open-work case (9 lbs.). Facia panel in copper finish. Dimensions: 10½" wide, 3½" high, 5" deep.

In conjunction with the Pye Bookcase Speaker and HFT111 AM/FM Radio Tuner, it offers today's most outstanding value in top-quality, low price high fidelity.

HIGH FIDELITY SYSTEMS



Pye Limited,
Auckland, C.I.,
New Zealand.

Pye Pty. Ltd.,
Melbourne, Australia.

Pye Corporation of America,
1149 Raritan Avenue,
Highland Park,
New Jersey, U.S.A.

Pye Radio and Television
(Pty.) Ltd.,
Johannesburg, South Africa.

Pye (Ireland) Ltd.,
Dublin, Eire.

Pye Limited,
Mexico City.

Pye Limited,
Tucuman 829, Buenos Aires.
Argentina.

Pye (Canada) Ltd.,
Northline Road, Toronto

Deutsche Pye G.m.b.H.
Berlin-Zehlendorf-West,
Roonstrasse 2, Germany.



Quality Approval

ONLY STEATITE & PORCELAIN
NICKEL METALLISING HAS THE
FULL JOINT SERVICE
QUALITY APPROVAL

(Cert. No. 980. Issue 2)



METALLISED

BUSHES

Approved:
 Humidity class H.I.
 Temp. category 40/100

Samples sent
 on request



Please write for Catalogue No. 47



STEATITE & PORCELAIN PRODUCTS LTD.


STOURPORT ON SEVERN, WORCS • Telephone: Stourport 2271 Telegrams: Steatain, Stourport.

EHF MICROWAVE GENERATORS AND SOURCES

18,000 to 50,000 mc/s
WITH
**PLUG-IN
TUNING UNITS**

POLARAD

EHF
MICROWAVE
SIGNAL
GENERATORS



EHF MICROWAVE
SIGNAL SOURCES

Our Products will be on show at the
4th International Instrument Show, Caxton Hall, London
March 24th — 30th

Now, with the POLARAD plug-in interchangeable tuning unit feature you can equip your laboratory with Extremely High Frequency generators and sources covering 18,000 to 50,000 mc permitting wide flexibility of operation at minimum cost. Each of the various tuning units requires no further adjustment after plug-in—all voltages and controls are automatically set for proposed operation. These new Polarad self-contained instruments operate simply with direct reading, wavemeter dials. They provide cw or modulated signals of known frequency for field, production line and laboratory testing of microwave equipment, components and systems.

EHF Microwave Signal GENERATORS

- 7 plug-in r-f tuning units cover the frequency range from 18,000 to 39,700 mc/s.
- Direct reading calibrated attenuator output, accuracy ± 2 db.
- Frequency calibration accomplished by a $\pm 0.1\%$ direct-reading wavemeter.
- Internal 1000 cps square-wave modulation.
- Capable of external modulation, both pulse and fm.
- Equipped with integral electronically-regulated power supplies.

EHF microwave Signal SOURCES

- 9 plug-in r-f tuning units cover the frequency range from 18,000 to 50,000 mc/s.
- Internal 1000 cps square-wave modulation.
- Capable of external modulation, both pulse and fm.
- Equipped with integral electronically regulated power supplies.
- Frequency calibration accomplished by a $\pm 0.1\%$ direct-reading wavemeter.

SIGNAL GENERATORS Basic Unit Model HU-2		FREQUENCY RANGE	SIGNAL SOURCES Basic Unit Model HU-1		MODULATION :
Plug-in Tuning Unit Model No.	Power Output Calibrated		Plug-In Tuning Unit Model No.	Power Output Average	
G1822	-10 to -90 dbm	18,000—22,000 mc/s	S1822	10 mw	Internal modulating: Frequency 1000 cps square wave. Requirements for external pulse modulation: Pulse repetition frequency ... 100 to 10,000 pps. Pulse width rate 0.5 to 10 microseconds. Pulse amplitude 10 volts peak, minimum Pulse polarity ... Positive. Requirements for external frequency modulation: Waveform Sawtooth or sine wave. Frequency 50 to 10,000 cps. Amplitude Approx. 10 volts rms, to produce 40 mc/s deviation.
G2225		22,000—25,000 mc/s	S2225	10 mw	
G2427		24,700—27,500 mc/s	S2427	10 mw	
G2730		27,270—30,000 mc/s	S2730	10 mw	
G3033		29,700—33,520 mc/s	S3033	10 mw	
G3336		33,520—36,250 mc/s	S3336	9 mw	
G3540		35,100—39,700 mc/s	S3540	5 mw	
	37,100—42,600 mc/s	S3742	Approx. 3 mw		
	41,700—50,000 mc/s	S4150	Approx. 3 mw		


Model SG-1218, Signal Generator and Model SS-1218 Signal Source are available to cover the frequency range 12,400 to 17,500 mc.

For Complete Information :

B. & K. LABORATORIES LTD. 57 UNION ST., LONDON S.E.1.

Telephone : Hop 4567

Cables : Bankabs · London



REF.	WATTS	MAX. VOLTS	OHMS	MIN. ORDER FOR FREE UNIT	UNIT STORAGE CAPACITY
RESISTORS					
T	$\frac{1}{2}$	250	10 to 10M	240	720
R	1	500	10 to 10M	180	500
Tolerances available $\pm 20\%$ 10% 5%					
HIGH STABILITY RESISTORS					
HS3	$\frac{1}{2}$	750	1 to 500M	93	500
Tolerances available $\pm 5\%$ 2% 1%					
WIREWOUND RESISTORS					
LM	5 & 10	—	5 to 100K	72	300
LP	5 & 10	—	5 to 100K	72	300
CERAMICAPS					
CER	Tubular	500	3 to 470pf	141	500
HK	Tubular	500	470 to 5000pf	141	500
HKD	Disc	500	470 to 5000pf	141	500
Tolerances available $\pm 2\%$ 10%					

The LAB Continuous Storage Units are available from your normal source of supply, but more detailed information and literature can be obtained from

THE RADIO RESISTOR COMPANY LIMITED

50 ABBEY GARDENS, LONDON, N.W.8 • Telephone: Maida Vale 5522

Thousands of LAB Continuous Storage Units are daily solving the problem of control and storage of the great range of resistors. Compact, and capable of storing up to 720 separate resistors, LABpak make selection positive, simple and speedy. Now that Ceramicaps, Histabs and Wirewound resistors have been added to the carded range the usefulness of LABpak storage units is enhanced.

FREE with any purchase of the LABpak range, these units are the complete answer to the storage problems of small production units, laboratories, etc.

MAKE UP YOUR ORDER TODAY — DELIVERY EX-STOCK

All LABpak resistors are carded in ohmic value, rating and tolerance, colour indexed and tabbed for easy selection.

no rungs missing
of *in the ladder of our range*

QUARTZ CRYSTALS

G.E.C.

From
200 cycles/sec.
to
90 Mc/sec.

For long term stability and unfailing activity, G.E.C. Quartz Crystal Units provide the basis for reliable communications systems.

A complete range of units to meet D.E.F. 5271 and R.C.L. 271 Inter Services styles can be supplied.

SALFORD ELECTRICAL INSTRUMENTS LIMITED

(COMPONENTS GROUP)

TIMES MILL · HEYWOOD · LANCASHIRE Tel: Heywood 6868

London Sales Office Tel: Temple Bar 4669

A SUBSIDIARY OF THE GENERAL ELECTRIC CO. LTD. OF ENGLAND

... a new battery-operated constant speed miniature motor

The

Staar-Kinder

Manufacturers are invited to write or telephone for full information on this governor controlled constant speed motor. Only slightly larger than a match-box, the Staar-Kinder Motor presents a noiseless power unit of extremely low current consumption.

The standard unit is for 6v. operation, but the motor can be supplied for usage at other voltages up to 12v.

The Staar-Kinder Motor available only to manufacturers.



Staar Electronics Ltd.,

Ormond House, 26/27, Boswell Street, London, W.C.1

Telephone: CHAncery 8953-4-5-6

Telegrams: Asterisk, London

The "Little Staar"

... battery operated player
for single 45 r.p.m. records

★ Size of unit base-board only 7½" x 6".

★ Weight only 15½ozs.

★ Powered by Staar-Kinder motor. Operating voltage 6v., current consumption as low as 27 mA while playing.

★ Ideal as the nucleus of a midget player, and amplifier of extreme portability.

The pickup of the Little Staar is fitted with a robust ceramic element transducer with two 1 mm. radius sapphire styli suitable for use in all climatic conditions. The cartridge can be withdrawn and replaced in a matter of seconds. The Staar-Kinder Motor incorporates a centrifugal governor to ensure constant turntable speed within 2% whatever the applied voltage between 7.5v. and 4.5v.



A dual purpose turntable centre is available which allows for playing small or large centre-hole records.



Staar Electronics Ltd.,

Ormond House, 26/27 Boswell Street, London, W.C.1

Telephones: CHAncery 8953-4-5-6.


Telegrams: Asterisk, London.

Available to Manufacturers only—write for full details.

BCC




Communications systems manufactured by B.C.C. are precisely designed for trouble-free operation and ease of maintenance.



A range of fixed stations and link equipment for use both at home and overseas meeting British Post Office specifications and I.C.A.O. requirements.




V.H.F. COMMUNICATIONS SYSTEMS



A range of high powered and medium powered mobile transmitter/receivers, as used by Police, Fire and Ambulance services.

Mobile transmitter/receiver, specially designed for solo motor-cycle mounting.



BRITISH COMMUNICATIONS CORPORATION LIMITED

Exhibition Grounds
Telephone: Wembley 1212

Wembley, Middlesex
Telegrams: Bee Cee Cee

ANNOUNCING

Semiconductors Limited

... a new name in the electronics industry. Formed to manufacture, in Great Britain, a range of high performance, high frequency transistors which have already gained a reputation for outstanding reliability throughout the world. Semiconductors Ltd. starts with the advantages of many years' transistor development and manufacturing experience of Philco, backed by all the resources of the Plessey organisation.

All transistors will be produced by Philco electro-chemical techniques, providing tight control of tolerances, and using automatic control and transfer methods. Types to be manufactured include High Frequency Surface Barrier and Micro-Alloy, followed by Silicon Alloy and Germanium Micro-Alloy Diffused transistors.

SAMPLES AVAILABLE NOW

Prior to full production, transistors identical with those to be manufactured are being imported from the U.S.A. Sample quantities are available now for Sterling.

FULL TECHNICAL DATA

Senior executives and engineers are invited to write for comprehensive Data Sheets and Application Notes on all types of Semiconductors transistors.



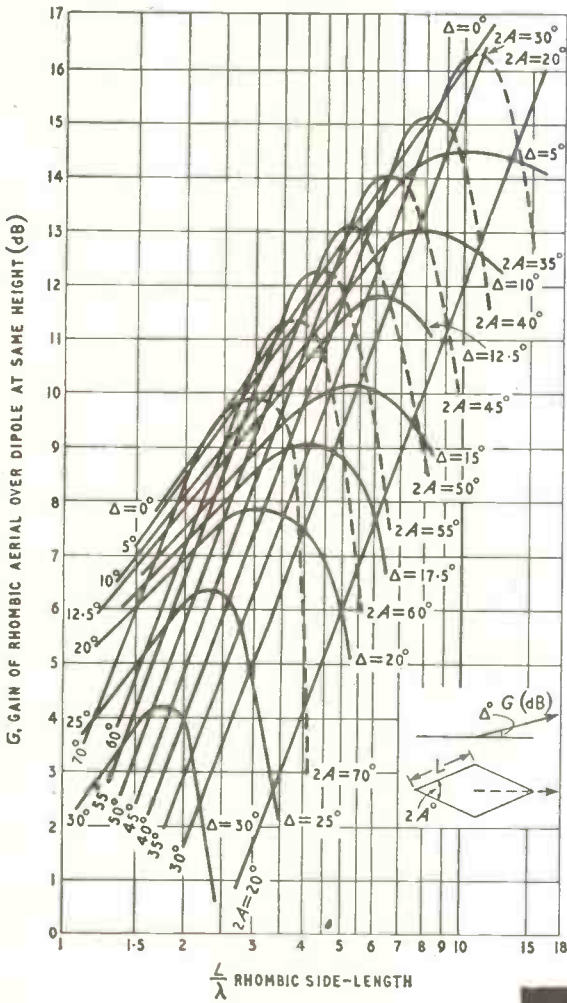
Semiconductors Limited

VICARAGE LANE · ILFORD · ESSEX
Telephone: ILFORD 3040 · Cables: SEMICON, ILFORD

Rhombic Aerials

DESIGN CHARTS FOR HIGH FREQUENCIES

$$G = 20 \log_{10} \frac{4 \sin A}{1 - \cos \Delta \cos A} \sin^2 \left[\frac{\pi L}{\lambda} (1 - \cos \Delta \cos A) \right] \frac{I_a}{I_o} \sqrt{\frac{R}{Z}}$$



An article in the November issue of *ELECTRONIC & RADIO ENGINEER* deals with the design of rhombic aerials for both transmission and reception. The design procedure is carried out mainly with the aid of charts, one of which is shown here. This relates aerial gain to side length for a series of values of the aerial apex angle and also for the lobe angle in the vertical plane.

Original articles by leading authorities are a prominent feature of ELECTRONIC & RADIO ENGINEER. Regular readership will keep you in constant touch with progress in the entire field of electronics, radio and television.

ARTICLES IN THE DECEMBER ISSUE WILL INCLUDE...

Direct-Coupled Amplifiers

A discussion of the effects of heater voltage and current variations upon the operating conditions of direct-coupled amplifiers. A method of balancing which gives an improvement factor of 100 times is described.

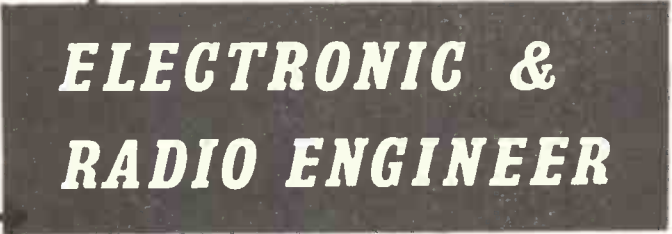
Waveguide Design for Diecasting

Components which are manufactured by casting must have a small taper to permit their ready separation from the moulds. This taper affects the performance of waveguide parts and necessitates compensating changes in dimensions. The matter is discussed in this article and design information is given.

ALSO

The unique monthly Abstracts & References feature compiled by the Radio Research Organization of the Department of Scientific and Industrial Research.

POST
THIS COUPON
TODAY



TO: ILIFFE & SONS LTD., DORSET HOUSE, STAMFORD STREET, LONDON, S.E.1.


Please enter my name as a subscriber to:—
ELECTRONIC & RADIO ENGINEER for 12 months
commencing with the January issue.
I enclose remittance £2. 9s.

NAME.....

ADDRESS

DATE

ORDERS CAN ALSO BE PLACED THROUGH ANY
NEWSAGENT.



This K-18 connector is
ACTUAL SIZE
—made under U.S. licence from
Winchester Electronics Inc.



— the foremost manufacturers of

*printed circuit
connectors*

**NOW AVAILABLE
FOR
PROMPT DELIVERY**

SERIES 'K'
with 6, 12, 18 & 22 contacts
CONTACT CENTRES .156"
END FIXING

Solder-cups or rivet ends



SERIES 'KKM'
with 6, 10, 12, 15, 18 & 22
contacts

CONTACT CENTRES .156"
END FIXING

Solder-eyelets



SERIES 'KM'
with 14, 21, 31 & 37
contacts

CONTACT CENTRES .078"
END FIXING

Solder-eyelets



*Polarising-pins can be fitted in any
position (This applies to each series)*

GOLD-PLATED CONTACTS
made from spring-tempered phosphor-bronze
provide low contact-resistance,
prevent corrosion and
facilitate soldering.

MELAMINE MOULDINGS
conforming to B.S.S. 1322
provide high arc-resistance,
high dielectric
and mechanical strength.

Full technical data and illustrated
leaflets forwarded on request:

ELECTRO METHODS LTD.
12-36 Caxton Way, Stevenage, Herts.
Telephone: Stevenage 780



MAGNETIC SHIELDS

*for all types
of cathode ray tubes*

A few examples from the extensive range of standard shields available in

MUMETAL AND PERMALLOY "C"

The latest edition of the M.E.A. catalogue illustrating our complete range of shields for Cathode Ray Tubes and Transformers is now available on request.

Enquiries for special shields are welcomed and our Technical Sales Staff is always at the service of Customers to assist in the solution of specific problems of magnetic shielding.



Ediswan
30 E6-7-8-10
Series,
M.E.A. S.T.29

20th Century
D6AB-240
M.E.A. S.T.47

Mullard
DG.16-22
20th Century
S 6 Rect.
Series
M.E.A. S.T.34.

Electronic
Tubes Ltd.,
5 4KP-1
M.E.A.
S.T.38A

Sylvania-
Thorn
SE5A-1
M.E.A.
S.T.38B

G.E.C.
6EP Series,
M.E.A. S.T.25

Mullard
DG-13-2
Mullard
DH-13-34
American
5CP-1
American
5ADP-1
M.E.A. S.T.8

Ediswan
30C 3 Series,
M.E.A. S.T.31

G.E.C.
4GP Series,
M.E.A. S.T.24

PHOTO
MULTIPLIER
Shields for
photo-
multiplier
tubes to suit
ranges made
by E.M.I.
20th Century
Mullard,
Du Mont and
R.C.A.

MAGNETIC & ELECTRICAL ALLOYS LTD

BURNBANK, HAMILTON, LANARKSHIRE
Telephone: Hamilton 932. Grams: Magnetic, Hamilton.

Branches at:
LONDON, BIRMINGHAM, MANCHESTER.

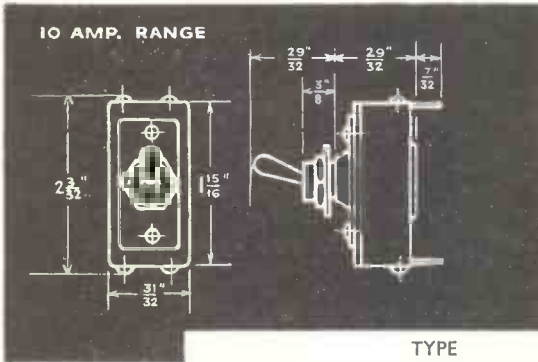

A Member of the Telcon Metals Group.





By Appointment to the Professional Engineer

TOGGLE SWITCHES



TYPE	CAT. No.
SINGLE POLE CHANGE OVER OPERATION.	501056
DOUBLE POLE ON/OFF OPERATION.	500705
As 500705, but fitted for two-hole mounting by 4 B.A. bushes on $1\frac{1}{8}$ " fixing centres.	501089
DOUBLE POLE ON/OFF. Dimensions and finish of bush and lever to conform to current RCL 151.	501402

10 AMP

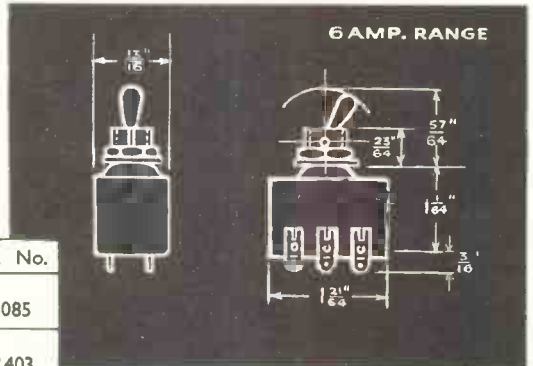

SWITCH RATINGS:
10 amps. at 250 volts AC/DC
AVERAGE INTERNAL RESISTANCE:
Less than .002 ohm.
CONTACTS AND TERMINALS:
Silver clad phosphor bronze.

6 AMP

The Painton 6 Amp. Toggle Switches are designed to conform to the performance requirements of appropriate R.C.S.C. Specification.

SWITCH RATINGS:
6 amps. at 250 volts AC/DC
AVERAGE INTERNAL RESISTANCE:
Less than .002 ohm.

CONTACTS AND TERMINALS:
Silver clad phosphor bronze.



TYPE	CAT. No.
DOUBLE POLE CHANGE OVER. Dimensions shown in line drawing. Heavy duty chrome finish.	501085
DOUBLE POLE CHANGE OVER. Dimensions and finish of Bush and Lever to conform to current RCL 151.	501403
DOUBLE POLE CHANGE OVER. Bush and Lever Dimensions to conform to current RCL 151 but with chrome finish.	501521

PAINTON
Northampton England

A NEW CATALOGUE OF HIGH FIDELITY EQUIPMENT NORTHERN RADIO SERVICES

has just been published by

11 Kings College Road, London, N.W.3. Phone: PRLmrose 3314

Send two 3d. stamps for your copy now—it may well save you pounds.

- Amplifiers, Tuners, Cabinets etc., at Manufacturers' prices.
- Demonstrations: Monday-Saturday inclusive, 10 a.m.-6 p.m. without appointment. Technical Guidance Service by our Chief Engineer personally or by return post free. Let us have your enquiry now.
- Single items or complete installations from stock. We can supply any regular item advertised in this journal.
- Complete satisfaction or goods exchanged. Deferred terms available. Below we list just a few of our 1,001 lines.


Concert Grand Cabinet



Concert Grand Cabinet showing layout of deck



Symphony 12" Bass Reflex cabinet



The N.R.S. CONCERT GRAND REPRODUCER KIT comprising :-

- No. 2. Symphony Amplifier with Remote Control
- Studio Pre-stage
- Lenco GL50 Transcription Unit with transcription quality pickup cartridge
- Switched F.M. Tuner
- Truvox Mark IV Tape Deck with revolution counter
- Truvox Tape Amplifier
- Concert Grand Cabinet, with pneumatic lid-stay
- Lorenz Triple Cone Loudspeaker with condenser
- Symphony 12in. Bass Reflex Cabinet in matching veneer and contemporary style

	£19 19 0
	£3 3 0
	£21 17 6
£15 15 0 to	£29 8 0
	£30 9 0
	£17 17 0
	£19 0 0
	£15 4 6
	£11 10 0

All items available separately.
Combination can be varied to suit individual requirements.
Cabinet available in sapele mahogany, walnut or oak.



SYMPHONY 'CONTEMPORARY' REPRODUCER KIT comprising :-

- No. 1 Symphony Amplifier with Remote Control
- Symphony F.M. Tuner and Power Pack
- Lenco GL50 gramophones unit with transcription cartridge
- Nordyk Tygram Cabinet with legs
- Switched F.M. Tuner can be substituted if preferred.

	£14 14 0
	£18 15 6
	£21 17 6
	£9 9 0

SYMPHONY DE LUXE TAPE RECORDER

- Type A with built-in revolution counter 52 gns.
- Type B as above but in Rexine covered 52 gns.
- Portable case £3
- Recommended Microphone—Ronette...

- No. 2 SYMPHONY AM/FM TUNER 26 gns.
- SYMPHONY AM/FM RADIOGRAM CHASSIS 26 gns.

SPEAKERS by :
Whorfedale, Goodmans, Whiteley (WB),
Lorenz, Grampion, etc.

TAPE EQUIPMENT by :
Truvox, Collaro, Grundig, Wearite, Ferrograph,
Brennel. TAPE—all makes stocked.

H.P. and CREDIT SALE TERMS AVAILABLE



MINIATURE CERAMIC CAPACITORS

FIXED & VARIABLE

MINIATURE CERAMIC CAPACITORS AND TRIMMERS for Radio, T.V., Electronic Appliances & Interference Suppression. MICRODISC TRIMMERS for printed circuits.

Vast range, new designs. Our Capacitors and Trimmers are of unsurpassed quality to build reliability that sets standard of long life and trouble free performance, and are used throughout the world by leading manufacturers.

T.C. range:— P100, NPO, N100, N220, N500, N750, and High-K materials with permittivity of 2500 and 4000.

FIXED

CAPACITORS:—


Disc, Tubular and Pearl.

TRIMMERS:—

Disc and Tubular.

& FINEST QUALITY CERAMIC INSULATORS

LOW LOSS, METALLIZED, GROUND, etc.



Radio & T.V. Ceramics in Low Loss High Frequency material.

Valve Holder Bases, Switch Stators, Coil Formers—ribbed and metallized, Stand-off feed-through Bushes, Pillars, hermetic seals, etc. Many types of metallized Bushes, seals, pillars, tubes, etc., for all applications.

Please apply for further details and Prices.

If you want to improve the quality of your products, send us your enquiries for fixed Capacitors, Trimmers and Ceramic Insulators. Catalogues of a very wide range of standard types are available on request.

STEATITE INSULATIONS LTD.,
25 SOMERSET ROAD, EDGBASTON, BIRMINGHAM, 15.

Telephone: EDGBASTON 5381/2.
Telegraphic Address: "STEATITE-BIRMINGHAM, 15"

When you want



SPECIALISED ELECTRONIC EQUIPMENT

★ Designed, Developed,
or made to specification.

Consult




Model P.48 Ceiling Projection Receiver. For closed circuit Television and for Industrial use giving a picture up to 4ft. x 3ft.



R.F., E.H.T. Unit. A safe D.C. high voltage unit designed to meet the need for a reliable source of supply for Television C.R. Tubes. Also satisfactory for flash testing where a D.C. supply is necessary.


TRANSISTOR TRANSFORMERS. These are typical examples from our range of miniature Transistor Transformers suitable for 180mW output. Both driver and output types are shown. Dimensions are 1 1/4" x 1 1/8" x 1 1/8".



Enquiries are invited for the manufacture of these transformers to individual requirements.

Transformers for the "Wireless World" Portable Transistor Receiver are available from stock.

Open and Shrouded types of Transformers for general use in electronic equipment. Designed and manufactured to individual requirements.



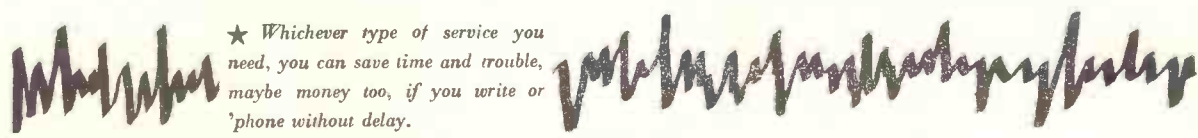
P.A.M. Electronics Department combines the technique and experience of several companies long-established in the field of Electronics, with the ample modern production resources of P.A.M. Ltd. Examples of recent work are illustrated

P.A.M. Limited


Electronics Department
MERROW, GUILDFORD, SURREY
Tel: Guildford 2211

One of the group of companies associated with the Southern Areas Electric Corporation Ltd

★ Whichever type of service you need, you can save time and trouble, maybe money too, if you write or 'phone without delay.




QUALITY *backed by experience*




INSTRUMENT CASES

Attractively constructed of seam welded steel, these strong instrument cases are well ventilated and stove enamel finished in various colours. Available in four standard sizes or to your own specification.



HANDLES

Made in standard range (4in., 6in., 8in. and 10in. centres). A wide variety of other sizes can be made to special order.



AMP-CHECKS

Invaluable device designed to facilitate current measurements. Installed in series with an electrical (or electronic) circuit to all points where measurements or checks are required without open circuiting.

Other products include
PULSE GENERATORS
CAPACITY COMPARATORS
TAPE RECORDERS
STABILISED POWER SUPPLIES
PHOTOCELL AMPLIFIERS

Metal components available to customer's specification and small or batch quantities undertaken.

Experienced in research projects and prototype construction. SUB-CONTRACTORS for sheet metal or assembly and wiring. AID and ARB approved.




PHILIPS & BONSON LTD

Reg. Offices: IMPERIAL HOUSE ODDINION ST. MOORGATE LONDON EC2 Telephone: MONARCH 5481-5

Works: POND WORKS 8 MILLFIELDS ROAD HACKNEY LONDON E5 Telephone: AMHERST 4331

Voltage Stabilisers & Reference Tubes



This brochure, which will gladly be sent to you on request, contains much useful information relating to voltage stabilisers and reference tubes, together with data and characteristics of the wide range produced by English Electric Valve Co. Ltd.

'ENGLISH ELECTRIC'


ENGLISH ELECTRIC VALVE CO. LTD.



*Chelmsford, England
Telephone: Chelmsford 3491*

Champion

High-Fidelity unit equipment for the home



**Model 853
Power Amplifier**



The complete power amplifier for use with either of the 2 other models (853A or 854). It is supplied in a beautifully finished polished wood cabinet which can be placed on a side table or bookshelf and will blend harmoniously in any room.

TECHNICAL DETAILS

The amplifier is based on a circuit developed by Mullards incorporating an ultra linear output-stage and contains a Power Supply for a Pre-amplifier and F.M. Tuner.

Maximum power output 11 watts. Frequency Response 1 watt within 1 db. 10 c/s — 20,000 c/s—at 10 watts within 1 db. 30 c/s — 15,000 c/s.

Output impedance (Speech Coil): 15 ohm or 3.75 ohm. Mains Supply: 200-250 volts 50-60 c/s A.C. or 100-130 volts 50-60 c/s A.C.

**22 gns.
NO TAX**

**Model 853A
Pre-Amplifier
Control Unit**



The Pre-Amplifier comprises a low noise, low distortion amplifier with tone controls and low pass filters. The first stage gives balanced compensation for five recording characteristics used by the leading recording companies in England and the U.S.A. This is effected by the use of frequency selective negative feedback. The tone control circuits give continuously variable control of both bass and treble frequencies.

TECHNICAL DETAILS

Input selector.

- (1) Tape/Radio Replay.
 - (2) R.I.A.A.
 - (3) A.E.S. and R.C.A. ORTHO.
 - (4) Col. L.P. and F.F.R.R.
 - (5) N.A.R.T.B. and H.M.V. L.P.
 - (6) British 78 R.P.M.
 - (7) Microphone.
- Treble and Bass Control.
Volume Control.
Low Pass Filter. Switched 10 K c/s. 7 K c/s. 5 K c/s level. Dimensions 15" x 4 1/2" x 4 1/2".

**18 gns.
NO TAX**

**Model 854
Pre-Amplifier and
F. M. Tuner**



The Master Control comprises a low noise, low distortion tone control pre-amplifier and a sensitive VHF/FM tuner covering the frequency range 88-95 Mc/s, housed in a handsome polished wood cabinet matching the Main Amplifier Model 853.

TECHNICAL DETAILS

Input Selector.

- (1) Mains OFF Switches off mains to Power Supplies in Model 853.
- (2) FM Tuner.
- (3) L.P. Records,
- (4) 78 Records,
- (5) Tape/Radio Replay,
- (6) Microphone,
- Volume Control.
- Treble and Bass Controls.
- Tuning Control.
- Tuning Indicator,
- Magic Eye. Mullard EM 81. Dimensions 15" x 8 1/2" x 9 1/2".

**33 gns.
INC. TAX**

£25.04 + £9.12.8 P.T.

Model 875 "Golden Concerto"

High Fidelity Record reproducer. Separately constructed acoustical chamber using three speakers—one 12in. and two 5in. P.M. speakers. 10-watt Hi-Fi output. Separate Bass and Treble control. Latest 4-speed mixer changer. Socket for VHF Tuner, microphone or tape recorder. The record storage is an additional advantage making the "Golden Concerto" one of the finest and most compact Record reproducers on the market.

69 gns. INC. TAX



Champion ELECTRIC CORPORATION


London Office & Showrooms. 8 Eccleston Street, S.W.1 Works: Newhaven, Sussex.

***With the Champion High-Fidelity you will become aware of a new excitement in music; suprised and delighted to hear with extraordinary realism your favourite works, which before lacked clarity.**

This technical reference book—

Ediswan Industrial valves and cathode ray tubes

—is yours for the asking



If you design, build or service industrial electronic equipment, you need the new edition of this important Ediswan publication. It is packed with useful information including:

- Full technical specifications
- CV and Commercial Equivalent Tables
- Valve selection charts

The selection charts have been specially designed to help you to make a rapid choice of the valve you want from the principal parameters involved.

Simply ask for Catalogue R. 1900 on your business notepaper

SIEMENS EDISON SWAN LIMITED • *Industrial Valve Division*

An A.E.I. Company

155 Charing Cross Road, London, W.C.2

Telephone: GERRard 8660. Telegrams: Sieswan, Westcent, London


CRC 16/1

MUREX manufacture the 'SINCOMAX' MAGNETS used in DORAN GALVANOMETERS

In this new galvanometer Murex 'Sincomax' Magnets are used to meet the need for low leakage, high-flux density and magnetic stability.

Write for Standard Magnets Booklet. Technical representatives always available for consultation and advice.

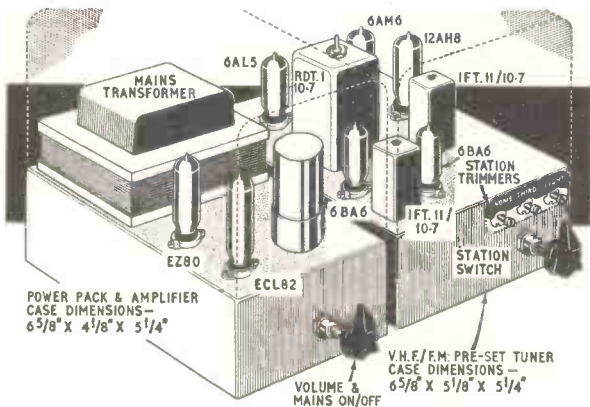
photograph of Galvanometer
by courtesy of
Doran Instrument Co. Ltd.



MUREX LIMITED (Powder Metallurgy Division)
RAINHAM · ESSEX · 'Phone: Rainham, Essex 3322
Telex 28632. Telegrams: Murex, Rainham-Dagenham Telex.

London Office: CENTRAL HOUSE, UPPER WOBURN PLACE, W.C.1. EUSton 8265

INTRODUCING THE COMBINED POWER PACK AND AMPLIFIER FOR THE "MAXI-Q" PRE-SET OR VARIABLE F.M. TUNER WHICH NOW OFFERS YOU A COMPLETE RECEIVER



Full constructional details, point-to-point wiring diagrams and alignment instructions for building the "MAXI-Q" COMBINED POWER PACK AND AMPLIFIER, PRE-SET F.M. TUNER and also the VARIABLE TUNED version are given in Technical Bulletin DTB.8, 1/6.

POWER PACK AND AMPLIFIER. This unit consists of Mains Transformer, EZ80 and ECL82 valves, Volume Control complete with mains on/off switch and is housed in a gold-finished case. Power supplies available for any tuner—Heater 1.5 amps at 6.3V. H.T. from 220V. at 50 mA to 265V. at 20 mA.

The unit is available completely wired and ready for use at £5/10/-, plus 2/6 carriage or available in kit form at £5.

PRE-SET F.M. TUNER. Completely punched chassis, screens and bronze-finished cover, 19/-, Station Indicator Plate, 1/1. Three-position switch, 4/3 Station Condenser Trimmers, 3-9 pF 2/-.

RATIO DISCRIMINATOR TRANSFORMER. RDT 1/10. 7 Mc/s. Secondary winding of bifilar construction, iron dust core tuning, polystyrene former, silver mica condensers. Can size 1 1/2 in. sq. x 2 1/2 in. high 12/6.

I.F. TRANSFORMER. IFT.11/10.7 Mc/s. Miniature I.F. of nominal frequency 10.7 Mc/s. The "Q" of x 1 1/2 in. high, 6/6.

each winding is 90 and the coupling critical. Can size 13/16 in. sq. COILS. TYPE L1, T1 and T2. Specially designed for use in this unit, are wound on polystyrene formers complete with iron dust core tuning 3/11 each.

THE "MAXI-Q" PRE-SET F.M. TUNER is available completely wired, assembled, valved and housed in a sturdily made gold-finished cover at £8/11/5, plus £3/8/7 P.T. = £12.

VARIABLE F.M. TUNER completely assembled at £7/17/2, plus £3/2/10 P.T. = £11 (carriage 3/-, terms c.w.o.).

GENERAL CATALOGUE covering technical information on full range of components, 1/-, post free.

TRADING TERMS for direct postal orders, c.w.o., plus appropriate postal charge. Please send S.A.E. with all enquiries.

DENCO (CLACTON) LTD., (Dept. W.W.) 357/9 Old Road, Clacton-on-Sea, Essex



High Sensitivity General Purpose Instrument Tube 3AFPI

The 3AFPI is an inexpensive $2\frac{3}{4}$ -inch instrument tube with an unusually high sensitivity. A drive of only 50 volts on the Y-plates will give full screen deflection thus materially simplifying the design of deflection amplifiers and making possible simple equipment which will operate into the megacycle region.

The comparative simplicity of associated circuitry, combined with the low cost of the tube itself, recommend the 3AFPI for a wide variety of applications.

Write for full data to the address below.

ABRIDGED DATA

The 3AFPI is suitable for symmetrical or asymmetrical operation.

Heater

$V_h = 6.3V$ $I_h = 0.55A$

Typical Operation

V_{a1+a3} 1000V
 V_{a2} 210 to 320V
 V_g -28 to -65V
 S_x 20V/cm
 S_y 11.5V/cm

ETEL

Cathode Ray Tubes



FLEXIBLE REMOTE CONTROL OUTFITS

offering facilities for making prototype flexible remote controls as required, without flexible casing. The Remote Control Flexible Shafts in these Outfits cover the range of torque loadings required for volume controls, wave change switches and condensers used in electronic, radio and television equipment.


No. 130 (.130 in. dia.) for controls up to 4 inches long
No. 150 (.150 in. dia.) for controls up to 6 inches long

Longer controls with flexible casing made to order. Detailed Parts and Price List available upon request to Dept. W.

THE S.S. White
CO. OF GREAT BRITAIN LTD.
INDUSTRIAL DIVISION

BRITANNIA WORKS, 25-31 ST. PANCRAS WAY, N.W.1
Telephone: EUSton 5393

R.C.4



FROM YOUR DEALER OR
WRITE DIRECT FOR
DETAILS

UNBEATABLE
VALUE AT
20 GNS.
COMPLETE

'A JOY TO THE EAR'
YOU MUST HEAR THIS
SENSATIONAL NEW
10 WATT PUSH-PULL
ULTRA-LINEAR AMPLIFIER
AND PRE-AMPLIFIER



VERDIK

VERDIK SALES LTD., 8 RUPERT COURT
WARDOUR STREET, LONDON, W.1. (GERrard 8266)

“These are Rare Virtues”

was the concluding comment by Mr. P. Wilson, The Technical Editor of “The Gramophone”, reporting on the performance of GOODMAN'S ‘315’ in the August 1957 issue of “THE GRAMOPHONE”.

“This ‘315’ Reproducer is the integrated version of the GOODMAN'S three-unit system which aroused my (and my wife’s) enthusiasm in the report which was published last December.

What I said then can be repeated on this renewed experience—and during the past month or so I must have listened to the Reproducer for some 250 hours, which is quite a long time when one comes to think of it. During the whole of that time it has never given us one moment’s uneasiness, whether at low volume or at very high. It is sweet and clean and clear even on the slightest whisper; and it takes the crescendos to climaxes of tremendous power without a falter and with equal clarity. There is one difference from the earlier combination that I tested; the provision of the attenuators for the middle and treble units. I have no doubt whatever that these will enable a better balance to be obtained with the bass output. For the conditions I am using at the moment, I find the best setting of these controls to be about minus 6db., i.e., three steps down from maximum. In some other room I might want to modify these settings; there is plenty of range. One thing, however, I should insist upon: once a suitable setting has been decided, the controls should be left at that. What more is there for me to say? . . . I have never heard a better combination at any price and certainly this is the best middle register response I have yet come across. The two things that in my view stand out (and my wife concurs) are first, that the low part of the scale never seems to be obtrusive, though special listening indicates that all parts from the lowest bass to the highest treble are there; and the second, that the Reproducer sounds good, whether at high or at low volume or in passage from one to the other. These are rare virtues.”

EXTRACT from “THE GRAMOPHONE”, August 1957 issue, reprinted by kind permission of the Editor



This same quality in performance and standard of workmanship is found in the

◀ “SHERWOOD ENCLOSURE”

which can be supplied fully equipped and tested as a single or twin unit system, or, if preferred without Loudspeakers.

The SHERWOOD is of unique design artistically and acoustically, and is intended to house the AXIOM 150 Mk. II (12", 15 watts) or the AXIOM 22 Mk. II (12" 20 watts) with provision for a TREBAX High Frequency unit and variable attenuator. It is finished in mahogany or walnut.

Dimensions: Height: 27½", Width: 23½", Depth: 20½".

GOODMANS ‘High Fidelity Loudspeaker Manual (1957)’ contains full details of the entire range of their High Fidelity products. A copy will be sent free on request.

‘315’ REPRODUCER SPECIFICATION

TYPE:

Multiple unit wide range loud-speaker system.

UNITS:

Bass: 12" Direct Radiator (Audiom 60 Bass).
Mid-Range: Horn Loaded Pressure Driven (MIDAX).
Treble: Horn Loaded Pressure Driven (TREBAX).

FREQUENCY RANGE:

30 c/s. to 16,000 c/s. (–8 db. at 20,000 c/s.)

CROSSOVER FREQUENCIES:

750 c/s. and 5,000 c/s. (Network X0/750/5000).

MAXIMUM POWER HANDLING CAPACITY:

15 watts (British Rating)
 30 watts (American Rating)

IMPEDANCE:

15 ohms at 400 c/s.

ANGULAR DISTRIBUTION:

90° (Minimum at any frequency).

BASS LOADING:

Acoustical Resistance Unit (ARU.172).

CONTROLS:


Separate controls for mid-range and treble units, in the form of two constant impedance 8-step attenuators calibrated in 2 db steps.

CABINET:

Rigid construction with full acoustic lagging. Distinctive sapele veneers, finished in medium rosewood colour. Continental styling.

DIMENSIONS:

Height 37", width 23½", depth 21½".



GOODMANS

GOODMANS INDUSTRIES, LIMITED, AXIOM WORKS, WEMBLEY, MIDDX.

Telephone: WEM 1200 Cables: Goodaxiom, Wembley, Middx.

Australian Agents: British Merchandising (Pty.) Ltd., 183 Pitt Street, Sydney, N.S.W.

Apply to: P.O. Box 3456, Sydney, for H.F. Loudspeaker Manual, 1957.

GOODMANS INDUSTRIES, LIMITED
 AXIOM WORKS, WEMBLEY, MIDDX.

Please send a copy of “High Fidelity Loudspeaker Manual”.

Name _____

Address _____

WW/112/57



This is the "SUPER 90"
—MARK II

ENORMOUS DEMAND has made it possible to introduce a new SUPER 90—the MARK II, adding to the present advanced design these salient features at no extra cost . . .

BJ

TRANSIT

a new effortless freedom of transit across the record is added to TANGENTIAL TRACKING.

ACTION

the MARK II Swiss type bearings of high precision are self-lubricating.

FORCE

even lower vertical force can now be achieved.

RIGIDITY

this is implicit in the design of the new 'T' type pillar.

SIMPLICITY

height adjustment ring makes mounting on a turntable of any height simplicity itself.

BURNE - JONES & COMPANY LIMITED
SUNNINGDALE ROAD, CHEAM, SURREY

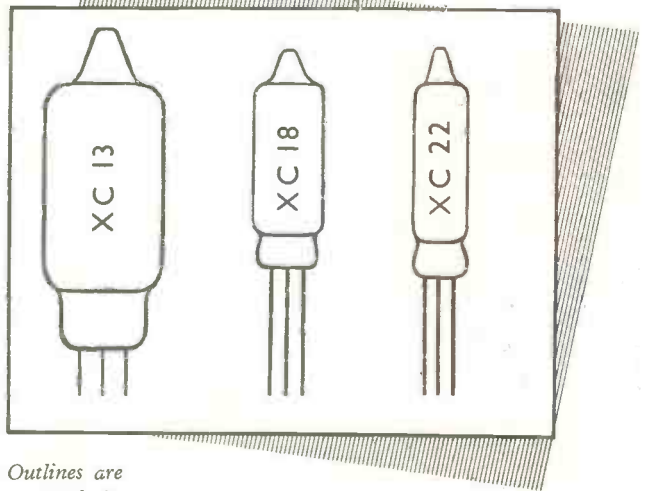
SEE YOUR DEALER TODAY

doing sums?

HIVAC wire-ended subminiature cold cathode tubes (including these three triodes) are ideal for calculating, switching and controlling circuits where reliability, stability and low cost are essential. These tubes will provide the answer to your problems because

**you can count on
Hivac cold cathode tubes**

Our Technical Service Department will be pleased to supply further information and assist in any problems arising from the use of Hivac tubes.



Outlines are actual size

Hivac Limited A member of the Automatic Telephone & Electric Group.

STONEFIELD WAY · SOUTH RUISLIP · MIDDX.
Telephone : Ruislip 3366 Cables : Hivac, Ruislip

RATINGS (nominal)	XC13	XC18	XC22
Anode strike volts (min)	200	210	210
Anode maintain volts	70	73	70
Trigger strike volts	75	68	69
Trigger maintain volts	55	55	55
Continuous cathode mA	7.5	1.0	0.25




Loud-speaker manufacturers to the Radio Industry since 1930.

REPRODUCERS AND AMPLIFIERS LTD.

WOLVERHAMPTON · ENGLAND

TELEPHONE : 22241/2/3/4 CABLES : AUDIO

LABORATORY TUBE ANALYSER U-61B



TECHNICAL CHARACTERISTICS: Filament volts: 19 values from 1.1 to 117 v. Anode volts: variable from 0 to 300 v max. current 100 mA. Auxiliary Grid volts: Two identical sources. Variable from 0 to 300 v. max. current 15 mA. Control Grid volts: Variable from 0 to 50 v. Power supply stabilisation: less than $\pm 1\%$ variation of all sources for $\pm 10\%$ power supply variation. Power supply: 110-130-220-250 v. 50-60 c/s. Tubes used: 3 x 5Y3 GB, 2 x 6V6, 2 x 6L6, 3 x 6AU6, 2 x OB2. Dimensions: 24 x 13 $\frac{3}{4}$ x 15 $\frac{1}{2}$ in. (610 x 340 x 400 mm.). Weight: 66lb. (30 kg.).

MULTIMETER 460



TECHNICAL CHARACTERISTICS:

Sensitivity: 10,000 ohms per volt A.C. and D.C.
A.C. and D.C. volts: 3 (666 Ω/V)—7.5—30—75—150—300—750
A.C. and D.C. currents: 150 μA —1.5—15—75—150—1,500 mA.
Accuracy: 1.5% on D.C. ranges and 2.5% on A.C. ranges.
Resistances: 0—2 M Ω .
Dimensions: 5 $\frac{3}{4}$ x 4 x 1 $\frac{1}{2}$ in. (140 x 100 x 40mm.).
Weight: 1lb. 8oz. (680 gr.).

METRIX

Compagnie Générale de Métrologie
Chemin de la Croix-Rouge
Annecy, France

Manufacturers of: A.F.—H.F.—V.H.F. Signal Generators—Multi-
meters—Impedance Bridges—T.V.—Sweep Generators.
World-wide References.

U.K. Agent:

THE SOLARTRON ELECTRONIC GROUP Ltd.
Thames Ditton, Surrey

For monitoring



tape
recorders
use* ...

S. G. BROWN Headphones

FOR MONITORING a tape recording, or listening to a recording without disturbing others in the room, there is no better way than by using headphones. For finest results, use reliable BROWN Headphones, with their clear and pure tone.



*Type K

Particularly suitable for monitoring and laboratory work, these instruments are precision built to fine limits.

They are very comfortable to wear.

Brown

Headphones & Handspan
'Automatic Helmsman'
Marine Compasses
Echo Sounders
Navigational Equipment


For full details of BROWN Head-
phones and other equipment write to
Telephone Dept.

S. G. BROWN LTD.

SHAKESPEARE STREET · WATFORD · HERTS
Telephone: Watford 7241

THESE HIGH Q COILS

are now even easier to install



Designers of communications equipment, will welcome the new mounting and terminating arrangements of the Mullard 25mm and 36mm pot cores.

Unique design features that make installation easier than ever, include positions for tag boards on three sides and a new system of fixing, which eliminates the need for additional mounting plates.

Combining constructional advantages with sound technical performance, these 25mm and 36mm pot cores take full advantage of the low loss of Ferroxcube to produce inductances of up to 30 henries, together with high Q values over a wide frequency range. As an additional service these pot cores can be supplied wound to individual specifications, if required.

Write now for full details of the comprehensive range of Mullard pot cores currently available.

Outstanding features

- * Controllable air gap, facilitating inductance adjustment
- * Self screening
- * Controllable temperature coefficient
- * Operation over a wide frequency range
- * Ease of winding, and assembly

Mullard




'Ticonal' permanent magnets
Magnadur ceramic magnets
Ferroxcube magnetic cores

Mullard Ltd., Component Division, Mullard House, Torrington Place, W.C.1

THE

Armstrong AF 105 CHASSIS

CUSTOM BUILT INTO A COMPLETE RADIOGRAM



For those who want high quality reproduction without the "do-it-yourself" work that is normally involved, we offer the audio perfection of the AF 105 Amplifier (with AM and FM radio) in an acoustically designed non-resonant cabinet with a choice of good quality speaker and gramophone units as shown below.

In each case the results represent a very close approach to genuine high fidelity performance and of a much higher standard of listening than is possible from ordinary commercial radiograms. Hear them for yourself at our Holloway Demonstration Rooms (open Weekdays and Saturdays until 6 p.m.) or, if you are unable to visit us, take advantage of our 7 day free home trial arrangements.



THE STANDARD AF 105 RADIOGRAM

The basic equipment comprises the AF 105 in the STANDARD cabinet, with adjustable reflex chamber. Alternative gramophone units (GOLDRING GL 56 Transcription Unit, or COLLARO RC 457 Autochanger) and 10in. speakers (WHARFEDALE Golden, or GOODMAN T47) can be fitted to choice as follows:

PRICE SCHEDULE


- 1 with RC 457 and T47 £88 4 6
- 2 with RC 457 and GOLDEN .. £94 10 6
- 3 with GL 56 and GOLDEN .. £104 0 6
- AF 105 £37 Cabinet available separately.

ARMSTRONG Wireless & Television Co. Ltd., Warlters Road, Holloway, N.7.

Tel: NOR 3213

London's Leading Tape Recorder Centre

invite you to see the



TAPE RECORDER

3 speeds — 3 hours' continuous playback with instantaneous track reversal. Complete automatic control by push-buttons. Complete with spool of LP tape and crystal desk microphone. 4 WATTS OUTPUT.

55 GNS
Yours for 55/-
deposit



also available . . .



3-SPEED TAPE RECORDER

40 GNS

and all famous makes including

Grundig
Ferrograph
Uher

Truvox
Vartexion
etc., etc.

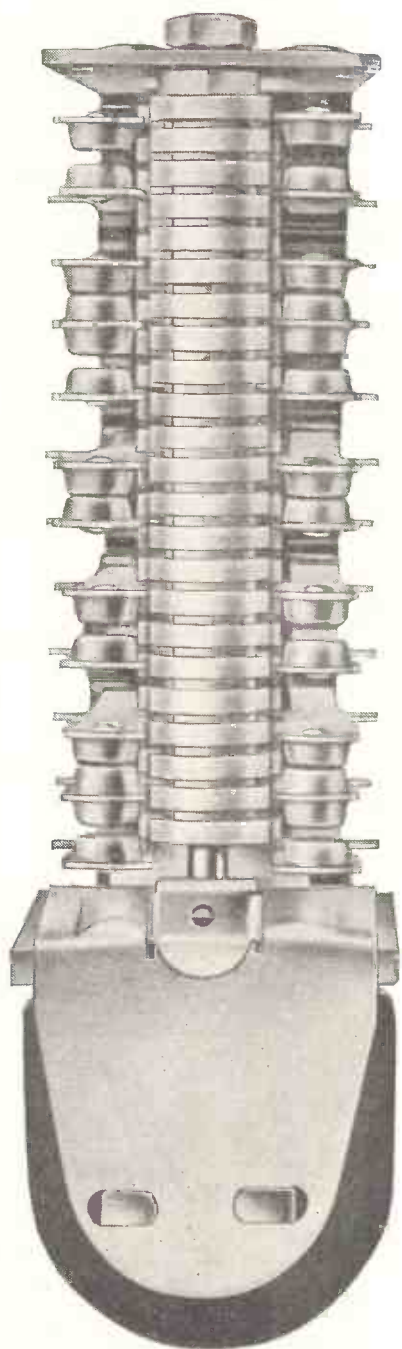
We have a varied selection of Hi-Fi equipment always being demonstrated.

E. & G. **MAIL ORDER SUPPLY CO.**

33 Tottenham Court Road, London, W.1.

Tel: MUSeum 6667


The Radio Centre



**You don't often see
a relay like this !**

Series 285


- **Fast operating**
- **Negligible bounce**
- **Exceptional life**
- **Exceptional insulation**



Magnetic Devices
A.I.D. AND A.R.B. APPROVED LTD.

MAGNETIC DEVICES LTD., EXNING ROAD, NEWMARKET, SUFFOLK
Telephone: Newmarket 3181/2/3 Telegrams: Magnetic Newmarket

LIVE WIRES AT WORK!



Found everywhere, performing essential tasks efficiently, Mersey Wiring Cables are always at home, whether in domestic or industrial service, exposed to harsh conditions or deep-embedded out of sight and sunlight.

A wide range of standard Wires, Cords and Flexibles is readily available.

Insulating and sheathing materials are Vulcanised Rubber, Polythene, and PVC. For really tough assignments Merwin (PVC) and 'Merthene' (Polythene and PVC) cables particularly resist acids, oils, alkalis and solvents, oxidising agents and direct sunlight.

Mersey practice is making first class cables. Try them and specify them.

Enquiries to your local Mersey Cable Depot will receive immediate attention. The address is in your Telephone Directory.

MERSEY CABLE WORKS LTD.

A  COMPANY

LIVERPOOL 20

REMOTE CONTROL ?

We cannot do the Indian Rope Trick but with

FLEXIBLE SHAFTING

We can operate any element requiring rotation or push-pull movement, or both, no matter if the controlled element is close to or at a distance from the control point.

We can operate from an accessible point, switches, valves and other electrical and mechanical devices located in inaccessible places.

We can, in fact, solve your problems.



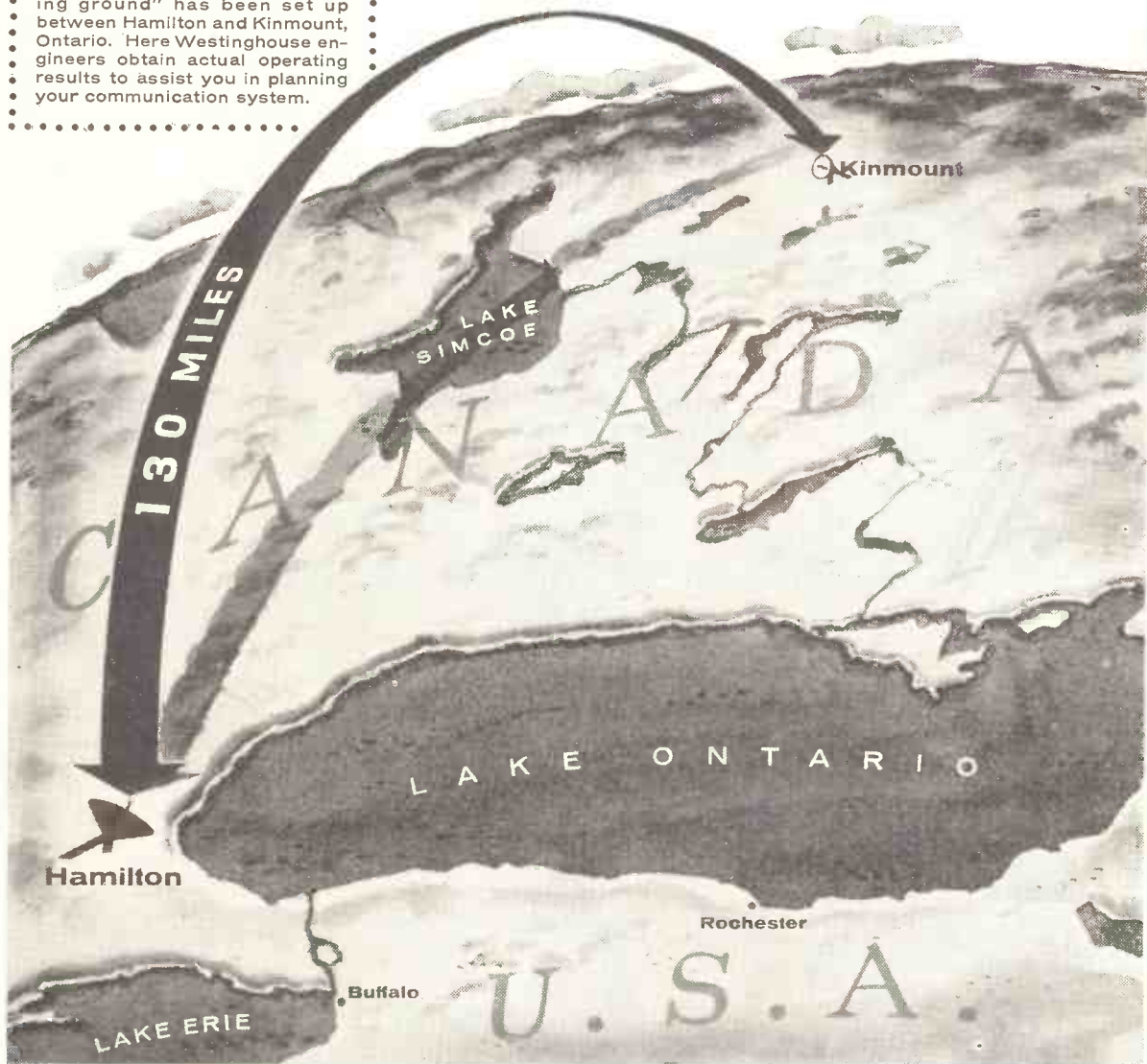
Flexible Shaft Handbook available to technicians on request to Dept. W.

THE S. J. White CO. OF GREAT BRITAIN LTD. INDUSTRIAL DIVISION
BRITANNIA WORKS,
ST. PANCRAS WAY, LONDON, N.W.1.

Telephone : EUSton 5393

R.C.3


.....
 • A 130-mile Westinghouse "proving ground" has been set up between Hamilton and Kinmount, Ontario. Here Westinghouse engineers obtain actual operating results to assist you in planning your communication system.
 •.....



ANOTHER WESTINGHOUSE FIRST!

57-B-745R

SHF "Scatter" Transmission



New Westinghouse 4400-5000 mc. Transmitting and Receiving Equipment is compactly and durably designed for truck mounting or fixed installation for either commercial or military application.

• Now for the first time in the communications field, scatter equipment for super-high frequency transmission for fixed or transportable operation has been introduced by Canadian Westinghouse.

The new Westinghouse "Scatter" communications equipment is designed for high quality, high reliability transmission of voice, teletype, telemetering, facsimile, television and data signals over hops of 100 to 200 miles. Voice capacity for multi-channel operation extends to 120-150 channels.

Contact your local Westinghouse Sales Office for Descriptive Bulletin H83-100 or write Canadian Westinghouse Company Limited, Electronics Division, Hamilton, Canada.

WATCH WESTINGHOUSE ELECTRONICS


...WHERE BIG THINGS HAPPEN FIRST

CITY SALE & EXCHANGE LTD

The High Fidelity Specialists

BUY YOUR NEW HI/FIDELITY OUTFIT FROM THE CITY OF LONDON'S OLD ESTABLISHED RADIO/GRAMOPHONE DEALERS. YOU WILL BE CERTAIN TO GET A FAIR DEAL.

TAPE RECORDERS. WE STOCK AND SPECIALLY RECOMMEND THE FOLLOWING:



VORTEXION with WEARITE deck and revolution counter **£93.13**

FERROGRAPH 3AN. with revolution counter **79 gns.**

We particularly recommend the MAGNAFON model for use with a separate High Fidelity outfit. It is also available without audio amplifier, speaker, mike and tape, but with rear sockets for direct connection to an external amplifier. Price with power pack. **£42**



MAGNAFON f.r.s. high quality portable with twin speakers and COLLARO deck including microphone and tape **55 gns.**

Try our post service for your spools, splicers, tapes, etc. All leading makes in stock, and sent to you by return post.

PART EXCHANGE WELCOMED AND EASY PAYMENTS ARRANGED

93-94 FLEET STREET, LONDON, E.C.4 Phone: *FLEet St.* 9391/2

THE BEST OF BOTH WORLDS

Whether you want a self-contained plug-in-and-play High Fidelity instrument or a complete range of matched High Fidelity units—specify RCA. For over 25 years the world's recording studios have consistently preferred RCA. Now let RCA bring this same studio quality to your home.

New Orthophonic High Fidelity

Matched Units



Super-sensitive FM Tuner. £24.3.0 plus £9.8.4 P.T.



Panoramic Multiple Speaker System. £56.11.0



20 watt Power Amplifier. £24.10.0



Transcription Turntable Deck. £22.6.0 plus £8.14.0 P.T.



Versatile Pre-amplifier Control Unit. £16.10.0

High Fidelity


PLUG-IN-AND-PLAY

Record Reproducers

Above is the RCA "PRESIDENT" High Fidelity phonograph, ready-to-play, automatic changing, console record reproducer of outstanding quality. Panoramic multiple speaker system; new triple control with balanced loudness feature; 20 watt peak push-pull power from extended range amplifier; elegantly styled in superb cabinets in walnut, light oak, or dark oak finishes.

The RCA "VICE PRESIDENT" High Fidelity phonograph (illustrated right) is a beautifully styled record reproducer with a quality of reproduction never before associated with instruments of its size. Panoramic triple speaker system; 10 watts peak power from push-pull amplifier with frequency range 40-20,000 cycles; triple control system; 4-speed changer.

43 GNS. (plus £1.15.0 optional legs) tax paid.



68 GNS.

(tax paid)



RCA GREAT BRITAIN LIMITED, Lincoln Way, Sunbury-on-Thames, M'ddx.
(An Associate Company of Radio Corporation of America) Telephone: *Sunbury-on-Thames* 3101.

**THE WAYNE KERR
VIDEO OSCILLATOR
TYPE O.22B**



Specification

Frequency Range: 10 kc/s—10 Mc/s in 6 ranges and 50 c/s square wave.
 Frequency Stability: better than 1 in 10³ in 1 hour.
 Frequency Accuracy: 1%.
 Output Range: + 10 db to - 50 db on IV p-p.
 Output Level: Constant to ± 0.5 db at any frequency setting. Output Impedance: 75 ohms.
 Total Harmonic Content: less than 1%.

**OUTPUT LEVEL STABILISED TO ± ½ DB
Over full frequency range 10 kc/s—10 Mc/s**


An outstanding feature of the Wayne Kerr Video Oscillator Type 0.22B is a thermistor bridge circuit stabilising the amplitude. Once set the output level will remain constant within 0.5db while the oscillator frequency is varied over its full range of 10 kc/s to 10 Mc/s.

Other advantages are the facility for indicating the modulus of the load impedance to which the instrument is connected and a 50 c/s square wave output for examination of the low frequency characteristics of video networks.

In transportable case, or for standard 19" Rack mounting £175



WAYNE KERR





**Radio Frequency Bridge
Type B601**

A wide range transformer ratio-arm bridge for the measurement of resistance, capacitance, inductance and complex impedance between 15 kc/s and 5 Mc/s. Impedances between any two terminals of a three terminal network can be measured. Price £140


**V.H.F. Bridge
Type B.801**

An extremely stable transformer ratio-arm bridge designed for aerial, feeder, cable and component measurements, balanced or unbalanced, at frequencies between 1 and 100 Mc/s. Price £165





TRANSFORMERS



CAST RESIN TRANSFORMERS

Give complete mechanical and climatic protection for core and windings. Good heat dissipation.

HERMETICALLY SEALED "C" CORE UNITS

A complete range covering transformers from 1 Va to 2 kVa and the usual range of chokes.

POTTED COMPOUND FILLED TRANSFORMERS

A wide range of capacities for transformers and chokes. Complete reliability. Suitable for exacting industrial and climatic conditions.

SHROUDED AND OPEN-TYPE TRANSFORMERS

Combines first-class engineering with a popular highly competitive product. Vacuum impregnated and rigidly tested.

MICROPHONE TRANSFORMER

for use with moving coil microphone, minimum hum, pick-up and maximum efficiency.

In addition to the types shown, we manufacture a great variety of Transformers for all electronic applications. Also Power Transformers up to 750 kVA



WODEN TRANSFORMER CO. LTD.
BILSTON, STAFFS. Tel. BILSTON 41959

Catalogues available
on request.

SM/W2683

**HIGH-FIDELITY
REPRODUCTION!**
especially to suit your home!



THE GRAMPIAN 5 - 10 BU HIGH QUALITY AMPLIFIER

The latest improvements are incorporated and these extra features, that make for flexibility in use.

- ★ Separate Control Panel and/or
- ★ Combined pre-amplifier and control unit
- ★ Extra Power for F.M. Tuner Units

The separate control unit or the combined pre-amplifier and control unit can be fitted in the top or front of the cabinet, and the main amplifier, connected to the control unit by the special leads supplied, may be placed wherever it is convenient.

There is no doubt whatever that music lovers will find this amplifier provides them with a means of obtaining the perfect quality reproduction they so much desire.

With separate control panel £21 10 0
With combined control panel and pre-amplifier .. £27 0 0

GRAMPIAN REPRODUCERS LTD

Makers of quality high-fidelity equipment


17 HANWORTH TRADING ESTATE, FELTHAM, Middx.

Telephone: Feltham 2657/8

Telegrams: Reamp, Feltham

NEW LOW-COST RADIO RELAY EQUIPMENT FOR DEPENDABLE, ECONOMICAL MULTICHANNEL COMMUNICATIONS

*RCA MM-2 provides
multiplex telephone and
telegraph circuits in 152 to 174 mc band*



RCA MM-2 radio relay equipment is ideally suited for private, commercial or governmental application where from 1 to 6 channels are needed for opening new radio communications. The modulation bandwidth, from 300 cps to 28 kcs, can provide up to five 3 kc carrier derived telephone-channels plus one voice frequency channel. Each channel may be further multiplexed for high speed voice frequency carrier telegraphed circuits, teleprinter or manual telegraph, telemetering and control circuits.

Compact, Easy Access Design. The entire MM-2 equipment, including multiplex equipment such as the RCA MV-124, can be mounted in one standard 19" width rack. All tubes, components and adjustment controls are readily accessible for maintenance and service purposes. The simplicity and dependability of the equipment reduce maintenance to a minimum.

The Transmitter unit, with built-in power supply, features crystal con-

trol and phase modulation, and provides a power output of 60 Watts. When used in conjunction with a directional type antenna, the effective radiated power may be increased.

The Receiver makes use of two crystal controlled local oscillators in a double conversion superheterodyne circuit. A Receiver Power Supply is also furnished as part of the basic equipment.

Low Cost MM-2 Packages are available to meet the needs of every user. RCA Communication specialists will study the system requirements, terrain, and other factors, to recommend the correct equipment package. Adaptions will be made to meet local power supply, or a power supply will be included in the equipment package.

For further information on this low-cost radio communications equipment see your local RCA Engineering Products Distributor or write to Dept. RR49L, RCA International Division, 30 Rockefeller Plaza, N. Y. 20, N. Y.

TYPICAL MM-2 TERMINAL rack shown here with transmitter, receiver, and power supply on upper half with multiplex equipment mounted below.



RCA INTERNATIONAL DIVISION

RADIO CORPORATION of AMERICA


RCA Building, 30 Rockefeller Plaza, New York, N.Y., U.S.A.

Trademark © Registered

The World's Finest HI-FI Products

NEW!
SUPER 90
MARK II

BJ C12 HEAD combines high sensitivity with low mass



BJ PLUG-IN SHELL is the cartridge carrier with attractive lines and finger-lift control



BJ ADAPTOR couples all ACOS heads to the BJ ARM



BJ COUNTER WEIGHT UNIT gives speed and accuracy in weight control



'STANDARD' ARM



TEST YOUR TRACKING


with the

BJ ALIGNMENT PROTRACTOR

IN PLASTIC IVORINE FOR MEASURING THE TRACKING ACCURACY OF ALL PICK UP ASSEMBLIES. SEND P.O. FOR 7/- TODAY!
 See also our advertisement on page 48.

ARMS OVERCOME TRACKING ERROR

BJ Arms and B Reproducers are available at your Local Dealer For full details write to:-



BJ REPRODUCER

the ultimate 2 or 3 speaker design for all 10 inch, 8 inch and tweeter units

BJ


BURNE-JONES SUNNINGDALE ROAD CHEAM SURREY ENGLAND



A great little condenser!

THE JACKSON
 "00" TWIN CONDENSER

Designed for use in miniature transistor receivers. The front (aerial) section is 208pf. to provide coverage for medium waves, and the rear section is 176pf. which may be padded to match the oscillator, very robust yet light weight. Front area $1\frac{1}{2}$ in. x $1\frac{1}{2}$ in. x $1\frac{1}{2}$ in. deep, price 9/6d.



*It's reliable
 if it's made
 by Jackson's*

JACKSON BROS. (London) LTD.

KINGSWAY · WADDON · SURREY

Telephone CROYDON 2754-5

**ELECTRO
METHODS
LTD
OF STEVENAGE**

BRITAIN'S FOREMOST DESIGNERS

AND MANUFACTURERS OF

**LOW-INERTIA MOTORS
AND
TACHO GENERATORS**



- LOW-INERTIA MOTORS**
- Linear voltage/speed characteristic
 - Starting power: 6 microwatts
 - Permanent magnet
 - Nom voltages: 1.5, 6, 12 and 24 v. d.c.

- D.C. TACHO GENERATOR**
- Linear voltage/speed characteristic
 - Compact design for standard fixing
 - Synchros size 11, grade 2
 - Output voltage: 5.75 per 1000 rpm.



ELECTRO-METHODS LTD. 12-36 CAXTON WAY, STEVENAGE, HERTS. Phone: STEVENAGE 780

TUNERS

FM85


The FM85 is the answer to so many problems. Combining as it does the highest quality Frequency Modulation reception, and excellent reception on Medium and Long Wavebands, on a small compact easily installed chassis, complete with attractive escutcheon.

With completely stable drift free tuning, the FM band covers 87.5 to 100 Mc/s and has a sensitivity of $< 8\mu\text{V}$ for 20 dB quieting. The circuit includes a tuned low radiation R.F. stage, high level noise limiter, A.V.C. The Medium and Long Wavebands cover from 195m. to 550m. and 800m. to 2,000m., and using special delayed Amplified A.V.C. circuits provide high-quality reception of good Continental broadcasts. The FM85 is fitted with a Cathode Ray tuning indicator which operates on AM and FM, a Volume Control, and is supplied complete with an escutcheon finished in gold or bronze and costs 24 gns. including P.T. or 28 gns. self-powered 200-250 v.

Also available the De Luxe AM/FM series S5/FM and S5E/FM at 32½ gns., including P.T., or 36½ gns., self-powered 200-250 v.

And the FM81 Mk II long range Frequency Modulation only tuner at 21 gns. including P.T.

The 205 Power Amplifier and Control Unit is now being demonstrated with enthusiasm by most High Fidelity specialists. Capable of giving the highest quality of reproduction at "any level" up to 20 watts. The Control Unit may be combined with and powered from some of our tuners and is suitable for feeding any amplifier with an input sensitivity of up to 250 m/v or to special order up to 2 v.



C. T. CHAPMAN (Reproducers) LTD

**WORKS. HIGH WYCOMBE
BUCKS. H. W. 2474**

**SALES. RILEY STREET, CHELSEA
S.W.10. FLA. 4577**

● Protect valuable Tapes—this simple way

with the **WEARITE**
DE-FLUXER

Here's a simple way to protect your Tapes from cumulative background noise and the gradual attenuation of the higher frequencies.

All you need to do is occasionally to depolarise the Record/Playback Head with a Wearite De-fluxer. No need even to remove the head screening can. Occasional use of this De-fluxer will ensure that you are obtaining the maximum signal to noise ratio from any make of Tape Recorder. For better recordings—for recordings with no loss of quality no matter how often they are played—invest in a Wearite De-fluxer—a 'must' for every serious user of a Tape Recorder.



**PRICE
£2.10.0**




WRIGHT AND WEAIRE LTD

131 SLOANE STREET · LONDON · S.W.1 · Tel: SLO 2214/5 and 1510

AVAILABLE FOR IMMEDIATE DELIVERY

**BRISTOL'S
MINIATURE
SYNCHROVERTER
SWITCH**



A low-power Precision Inverter for use over the excitation frequency range of 0-1800 c.p.s. Will withstand extremes of climate, shock and vibration. For missile, aircraft and industrial, chopper and inverter requirements.

Actual Size

**ELLIOTT
MINIATURE
MOVING COIL
RELAY**

Highly sensitive. Independent of vibration and position changes. Will operate on inputs of less than 10 microwatts.



Actual Size

**ELLIOTT
HERMETICALLY
SEALED
MOVING COIL
RELAY**



A high-gain relay which is not affected by vibration or position changes. Plugs into standard B9A valve holder.

Actual Size

The full range of Electrical Measurement Division products includes Switchboard Instruments of all types, Electrical Recorders, Portable Instruments and Testing Sets, Relays and Tachometers.



Write for full details to : Electrical Measurement Division,
Elliott Brothers (London) Ltd., Century Works, London, S.E.13. (TIDeway 1271)

THE RD JUNIOR FM UNIT


Review Extracts ...

"... the construction and workmanship of this Rogers FM tuner is a delight to behold. The chassis is rigid and the wiring neat."


"... the signal is held like a limpet over a few degrees of the dial then disappears and the inter-station noise increases until the next signal drops in and is held firmly, with no 'off-tune' positions of distortion."

"The discriminator is of the Foster-Seeley type and provides first class audio quality."

"... on switching on cold no drift is apparent, as the AFC takes over within plus or minus 500 kc/s of correct tuning point." (GRR Home Test No. 37 by Donald W. Aldous, M.Inst.E., M.B.K.S., G.R.R. March 1957.)



PART OF A COMPLETE HOME HIGH FIDELITY SYSTEM



- ★ Automatic Frequency Control
- ★ Variable Inductance Tuning
- ★ Built-in Filament Supply
- ★ Foster-Seeley Discriminator
- ★ Low Impedance Output
- ★ Grounded-grid RF Stage


PRICE £24 . 17 . 0 INCLUSIVE

Available from leading High Fidelity dealers throughout the country. Immediate delivery

A new Illustrated Leaflet giving concise details of the complete range of matched units forming the RD JUNIOR Home High Fidelity System may be had on request.

ROGERS DEVELOPMENTS (ELECTRONICS) LTD

"RODEVCO WORKS" 4-14, BARMESTON ROAD CATFORD LONDON, S.E.6
Telegrams: RODEVCO LONDON SE6 Telephone: HITHer Green 7424



AUTOMATIC COIL WINDING MACHINE TYPE A1/1 (25-50 S.W.G.). TYPE A1/X (19-46 S.W.G.)

THE MOST OUTSTANDING MACHINE ON THE MARKET!

Dustproof construction—up to four coils can be wound simultaneously—micrometer traverse setting—easily adjusted wire gauge setting—cadmium and chromium plated steel parts—Wire Tensioning Stand of novel design holds two reels. Machines to stop automatically at a required number of turns, can now be supplied to order.

We will be pleased to send you an illustrated leaflet giving a full technical specification on request.

KOLECTRIC LTD

73 UXBRIDGE ROAD, EALING, LONDON, W.5. EALING 8322

high sensitivity 5 inch cathode ray tube with SPIRAL P.D.A.

THE 5BHP SERIES BY



Electrostatically focused and deflected cathode ray tubes, the 5BHP series has been produced for high performance oscillographic applications. The tubes have a high deflection sensitivity and a helical post-deflection acceleration system to permit the use of high p.d.a. ratios. The screens are aluminised and the tube is available with any of the standard screen phosphors—the phosphor type being denoted by the last number in the tube title. For example, 5BHP1 has a P1 phosphor screen.

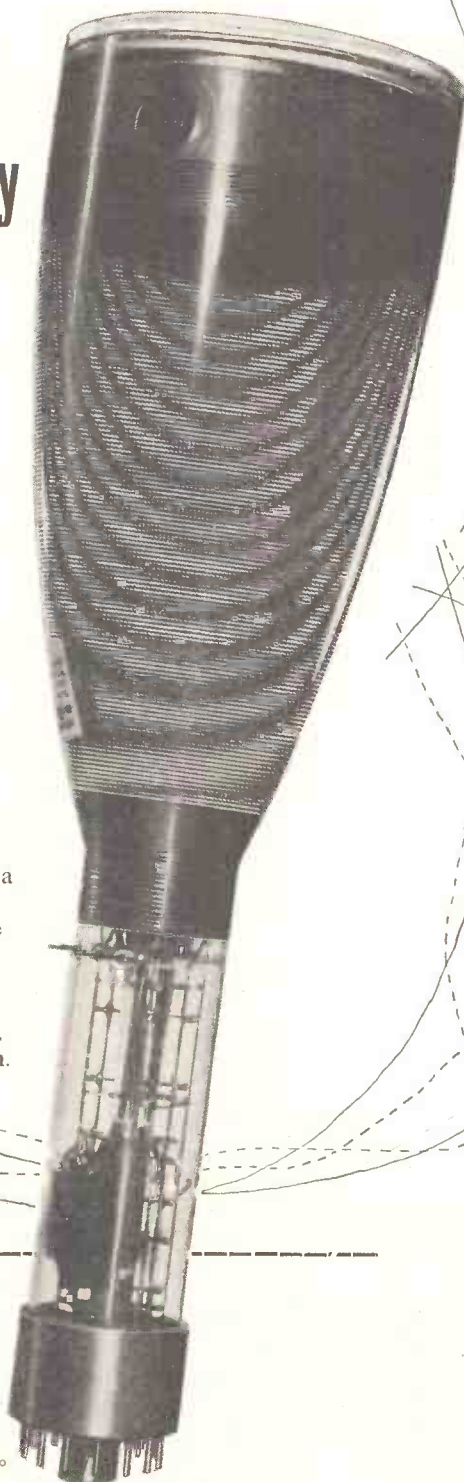


PLATE SENSITIVITIES*

S_x..... 30.5 mean... V/cm
S_y..... 6.5 mean... V/cm

*With a helix potential of 10kV

Useful x scan..... 10 cm
Useful y scan..... 4 cm
Pattern distortion..... 1.5 max. %
(at 100% of useful scan)
Spot position..... within 0.5 cm
(undeflected) radius circle
Orthogonality of deflection axes ±1°

A product of the M-O Valve Co. Ltd., Brook Green, Hammersmith, London, W.6., a subsidiary of

THE GENERAL ELECTRIC CO. LTD., MAGNET HOUSE, KINGSWAY, LONDON, W.C.2

ARCOLECTRIC SWITCHES & SIGNAL LAMPS



S.936: Normally off
S.938: Normally on



T.600
3-amp., 250v



S.L.81
Neon Signal Lamp
1/2" hole fixing



T.622, Toggle Switch
D.P.C.O. 3-amp., 250v



K.75: Small Pointer Knob



S.L.90/SB
Low Voltage
Signal Lamp
for M.E.S. bulbs

Write for Catalogue No. 131

**ARCOLECTRIC
SWITCHES · LTD**

CENTRAL AVENUE, WEST MOLESEY, SURREY.

TELEPHONE: MOLESEY 4336 (3 LINES)

TAKE YOUR PICK

Our wide range of capacitors, incorporating all the latest developments, are described fully in these new leaflets . . .

SEND NOW for COPIES

DALY has succeeded in maintaining full capacity values and working voltages in more compact designs, specially suited to ultra modern equipment :-

- PHOTO-FLASH EQUIPMENT • DEAF AIDS
- PRIVATE TELEPHONE INSTALLATIONS
- AMPLIFIERS • D.C. POWER UNITS
- TRANSISTOR EQUIPMENT
- MAGNETISATION EQUIPMENT
- TEST GEAR

DALY ELECTROLYTIC CAPACITORS

Condenser Specialists for over 20 years.

DALY (Condensers) LTD., WEST LODGE WORKS,
THE GREEN, EALING, LONDON, W.5. Phone: Ealing 3127-8-9. Cables: Dalcyon, London



Thorn

Vibration-proof relays

FOR AIRCRAFT AND INDUSTRIAL USE

These relays of simple and robust construction are designed to work under adverse conditions. The use of such features as high contact pressures and generous wiping action enable them to comply with the Service requirements of DES.1 and DEF.5000.

Both sealed and open types are available with up to 4 pole changeover contacts. The standard relays operate on 28 volts D.C. and enquiries for other operating voltages are welcome. Hermetic enclosure of the sealed types ensures complete freedom from the effects of humidity, altitude and tropical exposure. Also the case protects the relay from mechanical damage and operator interference.



SWITCH 10 amps A.C. (115 volts) or D.C. (28 volts)

THORN ELECTRICAL INDUSTRIES · AIRCRAFT COMPONENTS DIVISION
GREAT CAMBRIDGE ROAD · ENFIELD · MIDDLESEX · Tel: ENFIELD 5353



Brenell

—for the man who wants
most for his money

THE big feature that attracts everyone to Brenell is its magnificent workmanship and the astonishing simplicity of its mechanism. By clever engineering methods, production costs have been cut and performance standards raised to new levels. This is why Brenell can offer you so much more for your money—a Tape Recorder that will enable you to make recordings from microphone, radio or disc, of excellent quality in your own home. Send for the literature and get the facts about the many Brenell exclusive features without delay. Available from all Hi-Fi and Tape Recording specialists.

BRENELL FEATURES

- Heavy Duralumin Baseplate
- Three independent motors
- Three speeds: 3 $\frac{3}{8}$, 7 $\frac{1}{2}$ and 15 i.p.s.
- Takes 8 $\frac{1}{4}$ inch Reels
- Foolproof drop-in tape loading
- Instant stop without tape spill
- 2-knob interlocked control
- Magic Eye Recording Indicator
- Fast re-wind in 45 seconds
- Azimuth sound-head adjustment
- Digital Rev. Counter (optional extra)

Brenell Mark IV Tape Recorder
(including 1,200 ft. of Tape)
complete in cabinet as shown
53 gns.

Brenell Tape Deck only 22 gns.
Brenell Pre-Amp Unit 16 $\frac{1}{2}$ gns.
Brenell Power Pack £4.18.0d.
Rev. Counter (if required) 30/-

In case of difficulty write to Sole Manufacturers:

Brenell Engineering Co. Ltd.

1A DOUGHTY ST., LONDON, W.C.1. Phone: HOLborn 7358

It pays to specify

EGEN

POTENTIOMETERS

Egen potentiometers can be *relied* upon. Every part, from the tag to the track, is the very best of its kind. Add outstandingly intelligent design and you see why more and more engineers specify EGEN.

NEW 1 $\frac{1}{4}$ " RANGE

Measuring 1 $\frac{1}{4}$ " diameter, Type 181 is without a switch. Type 183 has a double-pole Q.M.B.

switch and

Type 243 a heavy-duty double-pole Q.M.B. switch specially designed for

Television. These controls are available with tappings at 33%, 50% or 60% of slider rotation, also with terminations suitable for printed circuits.



NEW WIRE-WOUND PRE-SET for group assembly

Among recent additions to the EGEN range is Type 189. It has an easily replaceable wire-wound track with good heat dissipation and can be grouped with Type 166 carbon pre-set controls on a common panel.

EGEN

ELECTRIC LIMITED

CHARFLEET INDUSTRIAL ESTATE

CANVEY ISLAND • ESSEX • ENGLAND



THE FALL...

*adds its own wealth
of colour and beauty
to the scene.*

*The Great St. Lawrence
begins to freeze
—and QUAD Amplifiers
begin the long overland haul'
from St. John, Newfoundland.*

*For here, as elsewhere
in the northern hemisphere,
people are turning to
thoughts of winter evenings
and gramophone records.*

INCIDENTALLY, in Canada was staged the first of the large scale demonstrations of live and recorded music using QUAD II Amplifier and Wharfedale loudspeakers, and it was in Montreal that Mr. J. B. Smyth, the Acoustical agent for Canada, used QUAD II Amplifiers to provide musical illustrations for the now famous lecture "The Psychopathology of the Hi-Fi Addict" by Dr. Angus Bowes—himself a Quad owner for many years.

QUAD II

is used wherever people are interested in

the closest approach to the original sound




ACOUSTICAL

Send for full details and Brochure to Dept. W.W.,

ACOUSTICAL MANUFACTURING COMPANY LTD.
HUNTINGDON, HUNTS. Telephone: HUNTINGDON 361.

FAMOUS RCA TRANSMITTERS

TYPES ET 4336, K & L



Frequency 2 mc.-20 mc.

Power output: 350 w. telegraph.
250 w. telephone.

Type of modulation—Class B high level.

Audio input impedance 500 ohms.

Power supply 190 to 250 v. single phase 50-60 c.

Tube complement: Crystal oscillators—807, Master oscillators—807, Intermediate amplifier—807, Power amplifier—813(2), Modulator—805(2), Rectifier—866A(4).

Complete with Master Oscillators, crystal multipliers, speech amplifiers, microphones, keys, instruction manual, etc.

We guarantee full supply of all replacement parts for a minimum of 5 years after purchase.

P.C.A. RADIO

Offices and Works

BEAVOR LANE, HAMMERSMITH, LONDON, W.6

Telephone: RIV 8006/7

BRAND NEW ORIGINAL SPARE PARTS FOR AR88 RECEIVERS.

I.F. TRANSFORMERS 1st, 2nd, 3rd, 4th (for type D) 12/6 each or complete set of 6, 60/-.

I.F. Transformers, Crystal Load. 12/6 each.
Plates escutcheons (for D and LF). 15/- each.

Dials (for type D). 10/- each.

Filter Chokes (for D and LF). 22/6 each.

Output Transformers (for LF). 30/- each.

Crystal phasing (D). 2/6 each.

Antenna trimmers (LF and D). 2/6 each.

Condensers 3 x .25 μ F (D and LF), 2/6 each.
3 x .01 μ F (D and LF), 2/6 each.

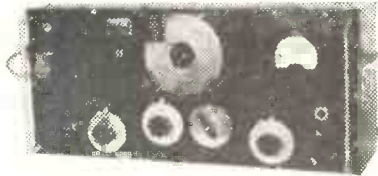
RF Antenna inductors (D and LF), 7/6 each.

Mains transformers (LF), £3 each.

Small knobs (for LF and D), 4/- each.



AMERICAN NAVY RECEIVERS. Type RAY4 crystal controlled superhet complete with dynamotor P.S.U. for 28 v. in one cabinet with the following valves 6AC7 (1), 12A8GT (1), 6AB7 (3), 12SN7GT (2), 12J5 (1), 12H6 (1), 12SJ7 (1), 12SR7 (1). Crystal operation frequency 26,500 kc/s. £5.
Postage and Packing 10/-



MARCONI SIGNAL GENERATOR. T.F.144G. Covering 85 kc/s. to 25 Mc/s. Postage and packing 20/- £70.

2 K.V.A. TRANSFORMERS. 230/50 v. output adjustable by rotary switch. Can be easily adapted as a welding transformer. £15.
Postage and packing 30/-.

R.109 RECEIVERS. Covering 2-12 Mc/s. 6 v. D.C. £4/5-.
Carriage paid.

HIGH RESISTANCE HEADPHONES 4,000 ohms. Brand New, Ex W.D. boxed, Type D.H.R., 11/- per pair, postage 1/6.

LOW RESISTANCE HEADPHONES. Brand new, Ex W.D. boxed, Type C.L.R. and D.L.R., 5/6 per pair, postage 1/6.

1155L RECEIVERS COVERING TRAWLER BAND Frequency range 200 kc/s.-500 kc/s. and 600 kc/s.-18.5 Mc/s. Working and guaranteed £12/19/6. Packing and carriage within U.K. £1.

MODULATION TRANSFORMERS (U.S.A. Collins) primary imp. 6,000 ohms. C.T., Secondary 6,000 ohms., 20W. 9/6 each.

SPARES for AR77E. Main Dial 8/-, Bandspread Dial 8/-, Clean dial window sheet 3/-, Terminal boards 3/- each. 10in. shaft for switch, 1/-, Band indicator shutter plate, 3/6. Each item 1/- postage.

AMERICAN VALVE TESTER Model 314. Individual lever switches for each tube element. Roll Chart for American type valves. 220/30 V. a.c. Brand new in nice wooden case with leather handles. Full instruction booklet. £10.
Carriage 10/-.

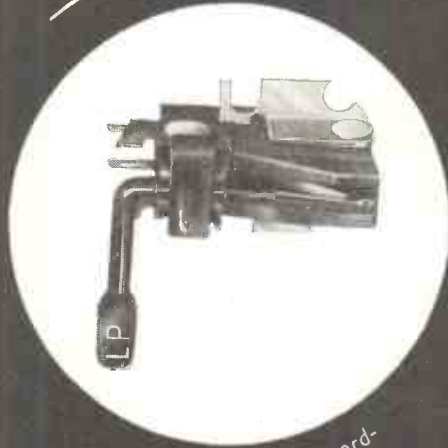


AMERICAN HANDY TALKIE. Type B.C.611 including two operating crystals (5-6 Mc. band), £19/10/-, Postage and packing 10/-.

P. C. RADIO
170, GOLDHAWK RD.,
W.12 SHEpherds Bush 4946

PERSONAL CALLERS WELCOME


INTRODUCING THE SONOTONE 2T



All the recorded sound — that's the way the 'Sonotone' 2T equipped radiogramophone will play it! The revolutionary Sonotone pick-up head — a superior, highly sensitive product — represents another step forward in modern sound head technique by T.C.L. It is completely humidity and temperature proof, produces no magnetic hum and has a great many other technical advantages which are discussed fully in T.C.L. publication No. 1106. Design Engineers are invited to ask for a copy and for any further technical information they may require.



Technical Ceramics Limited, Wood Burcote Way, Towcester, Northants
Telephone Towcester 312



McMURDO

P. T. F. C. E.
VALVE HOLDERS

B7G AND B9A

* LOW LOSS—GRADE 1.

* FULLY TROPICALISED—CLASS H 1.

* SILVER PLATED PHOSPHOR-BRONZE CONTACTS.
P.T.F.C.E. MOULDINGS HAVE SIMILAR PROPERTIES
TO P.T.F.E. BUT THEY ARE LESS COSTLY TO PRODUCE.


FULL INTER-SERVICE TYPE APPROVAL TO Z.560092 - Z.560094 - Z.560095 - Z.560134

Send for full technical details to:—

McMURDO INSTRUMENT CO. LTD., VICTORIA WORKS, ASHTEAD, SURREY.

Telephone: ASHTEAD 3401
MVH. 14.

3-4 WATT AMPLIFIER



THREE VALVE TYPE (ECC83, EL84, EZ80). A high quality amplifier designed to satisfy the requirements of the more discriminating record enthusiast. Three controls give a very wide variation of tone. Output approx. 2 watts. Fully isolated chassis. Overall size approx 6½in. x 5in. x 2½in.

PRICE 79/6 Plus 2/6 P.P.

THE SUPEREX "55" BATTERY PORTABLE



BUILDING COST

£7 - 15 - 0

Plus 5/- P.P.


Cabinet size
10½in. x 8½in. x 4½in.

- ★ 4-VALVE SUPERHET.
 - ★ LONG/MEDIUM WAVES.
 - ★ 7in. x 4in. SPEAKER.
 - ★ B7G 1.4 v. VALVES.
 - ★ SIMPLE CONSTRUCTION.
- SEND 1/6 FOR BOOKLET

CHASSIS ASSEMBLY CONTAINING

- ★ Punched chassis, Backplate, etc.
Size: 12in. x 7in. x 8in.
- ★ Multi-colour Glass Dial L.M.S.G.
- ★ Drive Drum and Spindle.
- ★ Continental Control Knobs.

PRICE 22/6 Plus 2/6 P.P.



SUPERIOR BUREAU



An elegant cabinet in richly figured walnut veneer, internal panels in polished sycamore. A drop front lid covers a sloping, uncut control panel (16in. long x 10½in. high) alongside which is an uncut base-board (15½in. long x 13½in. back to front). The inside of the drop front lid is panelled in beige leatherette. In the lower part of the cabinet are two large storage cupboards (13½in. high, 7½in. wide, 16½in. deep). The lid and cupboard handles are in chased Florentine bronze. Overall dimensions (33in. high, 34in. long, 16½in. deep).

PRICE 16½¹/₂ GNS.
Plus 25/- carriage.

SUPERIOR RADIO SUPPLIES

37, HILLSIDE, STONEBRIDGE
N.W.10

Phone: ELGar 3644

SHOP OPEN: 9 a.m. to 6 p.m. Monday
to Saturday; 1 p.m. Thursday.

TERMS: Cash with order or C.O.D.
(U.K. and N. Ireland only)

WORLD

FAME

ASSURED

When we introduced the Goldring "500" Variable Reluctance Cartridge our claim for it was a modest one—simply that it was a very good high fidelity cartridge at a very reasonable price. Amateurs and experts throughout the world have described the "500" in rather more glowing terms, and we have been happy to accept their judgment. But we have not been content to leave matters there.

Development work has proceeded on a new cartridge—the first in Great Britain to be designed specifically around a diamond stylus. Full advantage has been taken of the technical superiority of the diamond and, in addition, its long playing life obviates

the need for compromise between optimum mounting arrangements and extreme simplicity of stylus replacement. This new cartridge—the "600"—will delight both the musically meticulous and the hi-fi "fanatic". Our claims for it are not this time so modest. The reception of the "500" points clearly to the "600" being destined for world fame.

The "600" is similar in shape and size to the latest version of the "500". Replaceable styli—diamond for L.P. and sapphire for 78 r.p.m. Mu-metal shield. Specifications for both cartridges are broadly the same but the "600" has a much-extended frequency response, the effective mass at stylus tip is halved and compliance is substantially increased. Improved transient response and "presence" are not easily defined mathematically but are very evident aurally.

Price 8 gns plus P.T. £3.5.6



GOLDRING '600'

GOLDRING
MANUFACTURING COMPANY
(GREAT BRITAIN) LIMITED
486-488 High Rd, Leytonstone, London E11
Leytonstone 8343

Perth

SETS THE HIGHEST STANDARD

... for enthusiasts and those who appreciate the finer qualities of perfect sound reproduction, Perth Radios, manufacturers of electronic equipment, provide the complete answer with their fully guaranteed components at the keenest prices.



SEND FOR
ILLUSTRATED
CATALOGUE
AND
PRICE LIST

COMPLETE RADIOGRAMS
and RECORD PLAYERS

★
FREQUENCY MODULATED VHF
and STANDARD AM RADIO
RECEIVER and TUNER CHASSIS

★
CABINETS IN THE LATEST
CONTINENTAL and BUREAU
TYPE STYLING

★
HIGH FIDELITY and STANDARD
SPEAKER UNITS

★
AUTOMATIC RECORD CHANGERS

★
DISC PLAYERS

★
AMPLIFIERS

★
LOUDSPEAKERS

Perth

RADIOS LTD

COMPONENTS DIVISION

MARTEN HOUSE

39-47 EAST ROAD, LONDON, N.1

Telephone: CLERKENWELL 2413/4




DEPENDABLE RELAY CO. for DEPENDABLE AUTOMATION

STANDARD SELF-CONTAINED
CONTROL UNITS
FOR



- PRODUCTION CONTROL
- COUNTING
- BATCH WORK
- PROGRESS
- TIMING
- SWITCHING
- POWER HANDLING
- LIQUID AND GRAIN
LEVEL CONTROL
- TEMPERATURE AND
FURNACE CONTROL



P.O. Type
3000 & 600
RELAYS

Manufactured to your specification to A.I.D. and I.E.M.E. standards.

COILS up to 80,000Ω. CONTACTS up to 8 amp.
INSULATION up to 5kv Prototypes 7-14 days.

PROMPT DELIVERY — PROMPT QUOTATIONS

SIEMENS high-speed types also supplied.
Specialists in tropicalisation. Transistorised relays.
Contractors to leading manufacturers, P.O. and Govt. Depts

DEPENDABLE ELECTRONIC RECORDER

Continuous Strip Chart • 5in. graph • 3 speeds •
Power driven pen • Immediate starting torque •
Full-scale drive 3 sec. • "Plug in" oscillator
chassis • Black ebony finish Instrument Case •
Research • Industrial and medical applications

12a, Tottenham Street, LONDON, W.1. 'Phone: LANgham 7391/2 (NEAR GOODGE ST. STATION)

The effects of interference on radio and television is a much debated topic among manufacturers, authorities and public alike.

The rapid increase in possible sources of interference, in the form of new domestic and industrial appliances, serves only to intensify the problem.

For the effective control of interference...

Commutator motors, discharge lighting, thermostat operation and electro-medical equipment are the prime offenders. The best way to tackle the job of suppression is to build-in the necessary components at the equipment manufacturing stage. Wisely, most manufacturers rely on Plessey Suppressors, of which there are four main types giving a comprehensive coverage for the majority of requirements.


Manufacturers and Design Engineers are invited to write for Plessey Publication No. 952 which contains full details.

4 Suppressor ranges by **Plessey**


Standard Composite Interference Suppression Filters




Capacitors for Radio and Television Interference Suppression



Television Interference Suppression Inductors



Radio Interference Suppression Inductors



COMPONENTS GROUP • CHEMICAL AND METALLURGICAL DIVISION
 THE PLESSEY COMPANY LIMITED • WOOD BURCOTE WAY • TOWCESTER • NORTHANTS • TEL: TOWCESTER 312
 Overseas Sales Organisation: PLESSEY INTERNATIONAL LIMITED • ILFORD • ESSEX • ENGLAND • TELEPHONE: ILFORD 3040



for MEASURING INSTRUMENTS

IMMEDIATE DELIVERY

Most Basic Ranges available **ex-stock** for immediate despatch. Special ranges—delivery 7/14 days.

Round, Square or Rectangular patterns available, also full range of Industrial Switchboard Instruments. Portable and Laboratory Instruments.

We can supply Meters with Non-Standard Ranges in Current, Volts or Ohms. To B.S. 89. Industrial or Precision Grade accuracy.

We are now able to accept customers' own Meters for Scale Drawing and Lettering.

Clients are invited to inspect the display of instruments at our New Offices and Showrooms.

May we quote for your requirements ?



Turner Model 605
Rectangular Flush 6" x 5"

Stockists of Meters by
Turner, Weston, Baldwin,
E.A.C., Weir and other
leading manufacturers.

MOVING
COIL

MOVING
IRON

THERMO
COUPLE

ELECTROSTATIC

Manufacturers of
Electronic Equipment
to A.I.D. Standards

Contractors to
G.P.O. and other Govt. Depts.

Anders Electronics

103, HAMPSTEAD RD., EUSTON, N.W.1. Tel. EUSTon 1639 LTD.

THE WEYRAD AM/FM RECEIVER

THIS RECEIVER WHICH HAS BEEN SPECIALLY DEVELOPED FOR THE AMATEUR CONSTRUCTOR PROVIDES COMPLETE COVERAGE OF THE SOUND BROADCAST BANDS—LONG, MEDIUM AND SHORT WAVE AM. WITH 87.5-100 Mc/s. V.H.F. FOR FM. WE HAVE PRODUCED A FULLY ILLUSTRATED BOOKLET WHICH GIVES INFORMATION ON THE ASSEMBLY AND ALIGNMENT OF THE 4-BAND SEVEN-VALVE RECEIVER, INCLUDING CHASSIS LAYOUT, CIRCUITS AND POINT-TO-POINT WIRING DIAGRAM.

- ★ "WEYRAD" B.61 COIL PACK, P.23 I.F. TRANSFORMERS, T.S.61 TUNING SCALE, Q2 I.F. FILTER, E.822 MAINS TRANSFORMER AND E.823 OUTPUT TRANSFORMER.
- ★ ALUMINIUM CHASSIS WITH ALL PUNCHING AND BENDING COMPLETE.
- ★ DESIGNED FOR LATEST TYPE MULLARD VALVES.
- ★ RECEIVER OUTPUT CAN BE MODIFIED FOR USE AS A RADIO FEEDER FOR QUALITY AMPLIFIERS.

THE BOOKLET & PRICE LIST2/6d.

ILLUSTRATED FOLDER OF AM. COMPONENTS3d.

WEYMOUTH RADIO MANUFACTURING CO., LTD.

CRESCENT STREET, WEYMOUTH, DORSET.

**THOROUGHLY
DEPENDABLE**




H.M.T.S. "MONARCH"

The Transatlantic Telephone Cable

"In every phase of this combined operation use has been made of the best that was available for the job . . ."

"Construction of the Repeaters on both sides of the Atlantic, aimed at achieving as near perfection as humanly possible: if one of them fails, communication will stop . . ."

Sir Gordon Radley, K.C.B., C.B.E., Ph.D.(Eng.), M.I.E.E.
Director General, United Kingdom Post Office.



Wiring a S.T.C. two-way Submerged Telephone Repeater Amplifier using ADCOLA Soldering Equipment.

Photograph by courtesy of Standard Telephones and Cables Ltd.

THE 16 Submerged Repeaters in the Transatlantic Telephone submarine cable section between Newfoundland and Nova Scotia had to be built to withstand the rigours of laying and water pressure at depths of up to 250 fathoms under the Atlantic, with components of such fidelity as to last many years without attention.

Each Repeater contains 299 separate components and required **1,950 SOLDERED JOINTS** to connect them together and each joint was inspected at some stage of production and marked to indicate that it had been inspected and accepted.

The Repeaters for the Clarenville to Sydney Mines cable were made in the Standard Telephones and Cables factory at Woolwich, London.

High fidelity in components, skill and craftsmanship was well matched with—



Covered by British, Foreign Pats. and Reg. Designs, etc. Complying with leading countries' electrical standards



SOLDERING EQUIPMENT

Write for Catalogues
HEAD OFFICE
AND SALES

ADCOLA PRODUCTS LTD.
Gauden Road, Clapham High Street, London, S.W.4
Telephone: MACaulay 3101—4272

Connoisseur 3 SPEED MOTOR

The turntable with a 4% variation on all three speeds.

The Connoisseur motor is made for the perfectionist. It is one of the finest turntables in the world.

The speed change is arranged mechanically and gives a 4 per cent variation on all speeds. A synchronous motor, which is virtually vibrationless with low noise level and hum induction, maintains a constant speed at all settings. There is no braking action to obtain speed change.

The 12in. turntable is lathe turned in non-ferrous metal. The main spindle, which is precision ground and lapped to mirror finish, runs in phosphor bronze bearings.

A sound, precision engineering job, the Connoisseur motor provides the foundation for perfect reproduction.

Price £20, plus P. Tax £8/11/-.



Matching Connoisseur Pick-up Mark II with a frequency range from 20-20,000 cycles:

Pick-up complete with I head fitted with Diamond armature £8/19/- plus P. Tax £3/16/6.

A. R. SUGDEN & CO. (ENGINEERS) LTD.

WELL GREEN LANE, BRIGHOUSE, YORKSHIRE.

Phone: Brighouse 2397. Grams: Connoisseur, Brighouse.

OVERSEAS AGENTS:


SOUTH AFRICA: W. L. Proctor (Pty.) Ltd., 63, Strand Street, Cape Town. U.S.A.: Ercona Corporation, 551 Fifth Street, New York, 17, N.Y. CANADA: The Astral Electric Co. Ltd., 44, Danforth Road, Toronto 13, Ontario. NEW ZEALAND: Turnbull & Jones Ltd., Head Office, 12/14, Courtenay Place, Wellington. HONG KONG: The Radio People Ltd., 31, Nathan Road, Hong Kong.

MAIN DISTRIBUTORS:

AUSTRALIA: British Merchandising Pty. Ltd., 183, Pitt Street, Sydney, and J. H. Magrath (Pty.) Ltd., 208, Little Lonsdale Street, Melbourne. EAST AFRICA: International Aeradio (East Africa) Ltd. P.O. Box 3133, Nairobi. MALAYA: Eastland Trading Co., 1, Prince Street, Singapore.

Bullers CERAMICS FOR INDUSTRY

High quality material and dimensional precision are attributes of Bullers die-pressed products. Prompt delivery at competitive prices.



We specialise in the manufacture of — **PORCELAIN**

for general insulation

REFRACTORIES

for high-temperature insulation

FREQUELEX

for high-frequency insulation

PERMALEX & TEMPLEX

for capacitors



BULLERS LIMITED

MILTON · STOKE-ON-TRENT · STAFFS

Phone: Stoke-on-Trent 21381 (5 lines) · Telegrams & Cables: Bullers, Stoke-on-Trent
Ironworks: TIPTON, STAFFS · London Office: 6 LAURENCE POUNTNEY HILL, E.C.4
Phone: Tipton 1691 · Phone: MANSION House 9971

THE**SERVISCOPE**

REGD. TRADE MARK

**DC TO
6 MC/S**

**TIME AND
VOLTAGE
CALIBRATION**



**A PORTABLE HIGH PERFORMANCE
MEASURING OSCILLOSCOPE**

- ★ INCORPORATES AN ENTIRELY NEW TYPE OF TIME BASE
formerly only available on the most expensive American oscilloscopes.
- ★ 18 PRE-SET CALIBRATED SWEEP SPEEDS FROM
.5 sec/cm to 1 μ sec/cm
- ★ AUTOMATIC TRIGGERING OR TRIGGER LEVEL SELECTION
- ★ DC COUPLED UNBLANKING[®]
- ★ 9 CALIBRATED Y SENSITIVITIES
FROM 100 mV/cm to 50V/cm ALL DC TO 6 Mc/s
- ★ SWEEP EXPANSION TO OVER 10 SCREEN DIAMETERS
- ★ BUILT-IN TV SYNC SEPARATOR
- ★ ULTRA BRIGHT 3" FLAT FACE CRT
- ★ COMPLETELY PORTABLE 8" x 6" x 12"

THE FINEST, MOST VERSATILE

portable oscilloscope ever offered to the electronics industry.


Write for fully illustrated leaflet.

TELEQUIPMENT LTD


313 Chase Road, Southgate, London N.14. PALmers Green 7111

TELCON


LOW - LOSS
TRANSMISSION
LINES



K.24.B
150-ohms nominal impedance, figure-8 section twin; capacitance 9.5 μ F/ft; Attenuation at 100 Mc/s, 2.5 db/100 ft; power rating at 100 Mc/s, 300 watts.



K.25.B
300-ohms nominal impedance, flat ribbon-type twin; capacitance 4.0 μ F/ft; Attenuation at 100 Mc/s, 1.4 db/100 ft; power rating at 100 Mc/s, 500 watts.



K.35.B
300-ohms tubular twin feeder with stable characteristics in varying weather conditions. Capacitance 4.0 μ F/ft; Attenuation at 100 Mc/s, 1.4 db/100 ft; power rating at 100 Mc/s, 500 watts.



**THE TELEGRAPH
CONSTRUCTION
& MAINTENANCE
CO. LTD.**

Enquiries to: Mercury House, Theobald's Road, London, W.C.1.
Telephone: HOLborn 8711.

Branches at: CARDIFF · DUDLEY · LONDON
MANCHESTER · NEWCASTLE · NOTTINGHAM



sound technique

Come to SMITH'S for all the books that you need to increase your technical knowledge and keep up with the latest radio developments.

Volumes not in stock can be obtained for you, and we shall be pleased to supply a list of standard works on any subject.

Our local branch can also supply your business and personal stationery.

W. H. SMITH & SON

HEAD OFFICE: STRAND HOUSE, LONDON, W.C.2

BRANCHES THROUGHOUT ENGLAND AND WALES

M. R. SUPPLIES Ltd.

(Established 1935)

Universally recognised as suppliers of UP-TO-DATE ELECTRICAL MATERIAL which does the job properly. Instant delivery. Careful packing. Satisfaction assured. Prices nett. Brand new goods.

ONE-QUARTER H.P. MOTORS, 220/240v. 50c. 1 ph. Capacitor start induction, 1,380 r.p.m. These are brand new German motors by Vorwerk, without normal fixed foot mount—a swinging mount is supplied. We have 230 only to clear at 24/5/6 each, despatch 4/8 U.K., complete with capacitor.

SHADED POLE INDUCTION MOTORS, 200/250v. A.C. Very silent running and ideal for many lab. and domestic applications, stirrers, cooling fans, extractors etc. No interference with radio/T.V. Delco super model, fan cooled, body 4 1/2 by 3 1/2 ins., shaft proj. 1 1/2 in. 1,425 r.p.m., torque 600 gm./cms., and the perfect unit for tape recorders in addition to above duties, 42/8 (des. 2/6). Also open type, small model, body 3 by 2 1/2 in. shaft proj. approx. 1 1/2 in. 2,700 r.p.m., torque 150 gm./cms. Also suitable for run-down grammo-motor, 18/6 (des. 2/1).

SYNCHRONOUS TIMER MOTORS, 200/250v. 50c. compact units 2 1/2 x 1 1/2 x 1 1/2 in. with 1 in. shaft proj. Self-starting, high torque, 6 r.p.m. Suitable also for display turntables. 57/6 (des. 1/6).

EXTRACTOR FANS. Very well-made units much below normal price, 200/250v. A.C., induction motor, silent running, no interference. With mounting frame and back grille, ready for easy installation. With 8 in. impeller, 12,000 c.f.t./hr. 25/5/- With 10 in. impeller, 15,000 c.f.t./hr. 25/12/6 (des. either 3/6)

WIRE-WOUND POTENTIOMETERS (Colvern). Brand new dual, 5,000/5,000 ohms, 10-watts, 360 deg. rotation, ball-bearing. 3 1/2 in. dia. by 3 in. deep. Remarkable bargain, 7/6 (des. 2/-).

SERIES WOUND MOTORS (Parvalux). 1/30th h.p., 220/250 v. A.C./D.C. Double-ended shaft, 4,000 r.p.m. Body approx. 4 x 3 x 2 1/2 in. Right for sewing machines, small tools, cine, etc., very limited supply (we wish we had more) at only 47/6 each (des. 2/-).

OPERATION COUNTERS (mechanical—rotary motion) counting up to 999 forwards and backwards with re-set and flex. drive. One digit per rev. and can be used for testing motor speeds, 15/6 (des. 1/-).

COMPLETE SEWING MACHINE MOTOR OUTFITS. Definitely no better job at any price. We have large sales from recommendations. 220/250 v. A.C./D.C., fitted with latest radio/T.V. suppressors, including motor with fixing bracket, foot control, needle light with switch, belt, etc., and instructions for fixing to ANY machine. And we still offer the complete outfit for 26/15/- (des. 2/9).

SELENIUM RECTIFIERS. Large range now available including a bank of four mits for D.C. delivery up to 30 volts 56 amps. The bank 27/17/6. Let us have your rectifier enquiries.

CENTRIFUGAL AIR BLOWERS. Exceptional offer of brand new £16 units by Leach Electrical, powered with capacitor/induction motor, 230/240 v. 50 c. 1 ph. Rated output 35 c. f./min. Overall length 6 in. Max. dia. 4 1/2 in. Intake 2 1/2 in. dia., outlet 1 1/2 in. dia. Weight 8 1/2 lb. An excellent quiet running unit for extraction or blowing. 24/17/6 (des. 2/6).

AIR THERMOSTATS (Kieft). Adjustable range 30/90 deg. F. Differential only 2 deg. F. Capacity 15 amps. A.C. in smart ivoryine housing 4 1/2 x 2 x 2 in. Easily installed—instructions with each. Ideal for greenhouse, rooms, labs., etc. 45/6 (des. 2/-).

SYNCHRONOUS TIME SWITCHES (Sangamo). 200/250 v. 50 c. In compact black plastic housing 4 in. dia. by 3 1/2 in. deep. providing up to 3 on-off operations per 24 hours. with day-omitting device (optional). Capacity 20 amps. A.C. 25/8/6 (des. 2/-).

M. R. SUPPLIES, Ltd., 68, New Oxford Street, London, W.C.1
(Telephone MUSeum 2958)

Introducing
the A2521...

The NEW
G.E.C.
low noise
grounded
grid Triode



An indirectly heated high slope low noise triode, the A2521 is especially suitable for use as an RF amplifier at frequencies of up to 1,000 Mc/s. It is mounted on a B9A base.

FREQUENCY	NOISE FACTOR
9 0 0 Mc/s	12.0 dB
5 0 0 Mc/s	9.0 dB
3 0 0 Mc/s	6.0 dB

List price **£3.10.0**

A Product of the M-O Valve Co. Ltd., Brook Green, Hammersmith, London, W.6.

A subsidiary of:-

THE GENERAL ELECTRIC CO. LTD., MAGNET HOUSE, KINGSWAY, LONDON, W.C.2

HERE'S the precision Tape Unit combining superb performance and presentation. The brilliant new



High Fidelity Tape Unit

Here's something that everyone interested in sound reproduction will want to see and hear . . . a completely new Tape Unit all ready for addition to an existing Hi-Fi system. It's packed full of attractive features! Recording amplifier is incorporated with erase and bias oscillator. Playback equaliser and pre-amplifier is integrated with the deck.

The control panel is superbly styled in modern high impact polystyrene to give a streamlined design. *And note these refinements!* A precision numerical position indicator, electronic recording level band indicator, plus a bias control and erase cut-out switch. This allows compensation for characteristics of any tape, plus advantage of superimposition without automatic erasure.



55
GNS.


including
tape and
spare spool

- ★ 2 speeds — $7\frac{1}{2}$ " / sec. and $3\frac{3}{4}$ " / sec.
- ★ With calibrated compensating control, for various tape characteristics.
- ★ Control for superimposition of new recording over old — retaining both.
- ★ For use in conjunction with existing audio equipment.

SUPERIOR
TAPE UNIT FOR THE
SERIOUS ENTHUSIAST



THE DULCI COMPANY LTD., 97-99 VILLIERS ROAD, LONDON N.W.2. WILLESDEN 6678/9



Potentiometers

Whether wire wound or composition, whether Single, Ganged or Tandem, if the need is Potentiometers then 'RELIANCE' have the answer - from a comprehensive range of types that include linear, log, semi-log and non-inductive characteristics. Linearity or tolerances $\pm 1\%$ P.I.W. types up to 500 K. linear, 250 K. log. From stock or "to specification", a 'RELIANCE' embodies the best in potentiometer design and practice.

RELIANCE

Full details
on request.

RELIANCE MANUFACTURING CO., (SOUTHWARK) LTD.
Sutherland Road, Higham Hill, Walthamstow. E. 17.
Telephone ; Larkwood 3245

TRANSFORMERS

for every requirement



Electronics
Transmitters
Radar
Test
equipment
M.V. discharge
tubes
R.F. heating
L.V. heating


Range 1 volt—35 K.V. 1 M/A—1,000 amps
STANDARD OR TROPICAL FINISH

We are on Admiralty and Ministry
of Supply lists and A.I.D. approved

Enquiries to :

STEWART TRANSFORMERS Ltd.
75 KILLURN LANE, LONDON, W.10 · LADbroke 2296/7

Industrial Cathode ray tubes



TYPE 30.C3

SIEMENS EDISON SWAN make a range of high grade electrostatic cathode ray tubes for use in instrumentation. Three sizes are available, each with a choice of screen phosphors to suit varying requirements.

- 30.B1 3½" diameter polished flat screen.
- 30.C2 5½" diameter polished flat screen.
- 30.C3 As 30.C2 but with all plates brought out at the side.
- 30.E6 12" diameter curved screen.

Each of the tubes listed can be supplied with the following screen phosphors.

- T.1 Green. Medium persistence.
- T.2 Blue-green. Medium-long persistence.
- T.3 Blue actinic. Short persistence.
- T.4 White 'television' type.
- T.5 Blue. Very short persistence.

EDISWAN also have available 9" and 12" dia. Radar P.P.I. Tubes as well as a range of calibrated Compass Tubes.

EDISWAN

Send for further details to:

SIEMENS EDISON SWAN LIMITED (An A.E.I. Company) Industrial Valve Division

Ultrasonic

Drilling
Dip Tinning
Soldering



With this one generator—the new Mullard E.7589—power is made available for a variety of ultrasonic applications. Further information is readily available from the address below, and demonstrations can be arranged on your own premises.

one
generator
for
three
applications

Mullard

Specialised Electronic Equipment




MULLARD LIMITED, MULLARD HOUSE
TORRINGTON PLACE, LONDON, W.C.1

ME 606

RELAYS

TO SPECIFICATION



POST OFFICE TYPE 3,000 and 600 RELAYS

Specialists in tropical and Services jungle finish.
Guaranteed to full A.I.D. and I.E.M.E. standards.
Prompt Deliveries. Prototypes 7 to 10 days.

Post Office approved. All relays guaranteed made in our own works.


SIMMONDS

Manufacturers to H.M. Government Departments and leading Contractors
L. E. SIMMONDS LIMITED, 5 BYRON ROAD, HARROW, MIDD.
TELEPHONE: HARROW 7797/9 TELEGRAMS: SIMRELAY HARROW

BROOKES

Crystals

mean
DEPENDABLE
frequency
control



Illustrated left is a Type M
Crystal Unit from a range
covering 8 Mc/s to 17 Mc/s

- Frequency 12,500 kc/s.
- Hermetically sealed metal can.
- Frequency tolerance $\pm 0.01\%$ of nominal at 20°C., or better for special applications.

All Brookes Crystals are made to exacting standards and close tolerances. They are available with a variety of bases and in a wide range of frequencies. There is a Brookes Crystal to suit your purpose—let us have your enquiry now.



Brookes Crystals Ltd.,

Suppliers to Ministry of Supply, Home Office, B.B.C., etc.
181/3, TRAFALGAR ROAD, LONDON, S.E.10

Telephone: GREenwich 1828

Grams: Xtals, Green, London. Cables: Xtals London

POWER-POINT

for record reproduction

POWER-POINT is a revolutionary miniature ceramic record-player cartridge with two sapphire tips.

POWER-POINT is a proved sales success—over 3,000,000 have already been sold abroad!

POWER-POINT can be fitted to all popular pick-up arms.

POWER-POINT is so easy to handle and so quick to replace—it solves your stylus replacement problem!

POWER-POINT gives higher fidelity, longer life, and reduces record wear to a minimum.

POWER-POINT is backed by attractive display material and a carefully planned advertising campaign.

You
can profit
from
POWER-POINT!

£1,000 IN PRIZES!

A EUROPEAN TOUR for
winning Wholesalers and Retailers
T.V. Sets, Radios and Record Players
for your customers!

For full details write to:—

E. V. LIMITED,
Camp Bird House, Dover Street,
London, W.1.

Telephone: Hyde Park 8292



OVER 3,000,000 POWER-POINTS ARE ALREADY IN USE ABROAD!

WHARFEDALE ACOUSTIC FILTER in NEW AF10 REFLEX CABINET



The AF10 Reflex Cabinet has been specially designed for Wharfedale 10in. units with foam surround. It incorporates the well-known Wharfedale Acoustic Filter, which effectively loads the cone at very low frequencies so as to reduce the incidence of distortion, and assists in maintaining smooth mid-range response. The reproduction from this cabinet is remarkably clean and crisp for such a small enclosure.

Where it is required to augment the extreme high frequency response, a Super 3 tweeter housed in the special Super 3 Cabinet can be placed on top of the main enclosure, no crossover unit being necessary. For stereophonic reproduction in the home, loudspeaker systems must of necessity be compact, attractive, and reasonably priced. A combination of the Super 3 and AF10 Reflex Cabinets fitted with their respective units fulfils these requirements.

PRICE

£15 : 15 : 0

This elegant cabinet is available in walnut, oak or mahogany veneers with contrasting front frame, black base runners and anodised bronze grille. Size 30 x 17 x 10 1/2 in. Weighs 35lb. less unit. Recommended units: 10in. Bronze/FSB. Golden/FSB, W10/FSB.

A typical two-speaker system can be made up as follows:—

AF10 Reflex Cabinet	£15 15 0
Super 3 Cabinet (10/15 ohms)	£4 10 0
10in. Bronze/FSB	£5 11 3
Super 3	£6 19 11
	<hr/>
	£32 16 2

Prices include purchase tax. Patent applied for No. 4483/56.

Wharfedale

WIRELESS WORKS LTD.

IDLE, BRADFORD, YORKS. Tel: Idle 1235/6. Grams: Wharfedale, Idle, Bradford.

WAFER SWITCHES TO SPECIFICATION

As we specialise *only* in the manufacture of small quantities of wafer switches (to individual specification) we guarantee competitive prices and fast delivery.

SWITCHES TO PUBLISHED DESIGNS (FROM STOCK)

G.E.C. 912-PLUS		Mullard Tape Amplifiers	
S1 (14061/B1)	} 14/6 pair	Amplifier "A"	
S2 (14062/B1)		SS/567/A } 32/6 the set	
		SS/567/B } 32/6 the set	
S4 (SS/556/1)	... 11/6	SS/567/C } 32/6 the set	
S5 (SS/556/2)	... 10/6	Amplifier "B"	
		SS/567/A ... 16/6	
G.E.C. 88-50 Pre-Amplifier			
Input Selector (state number of positions)	... 12/-		
Treble Selector	... 7/9		

Write for Price List and Design Chart.

SPECIALIST SWITCHES

23 Radnor Mews - Sussex Place
London W2 - AMBassador 2308

Suppliers to the leading electronics, aeronautical and automobile companies and to research institutions, the G.P.O. and Universities.

BERRY'S RADIO

1958

FULLY ILLUSTRATED
CATALOGUE
WILL SHORTLY
BE AVAILABLE

RESERVE YOUR COPY NOW
Send coupon and two 3d. stamps

NAME

ADDRESS

.....


.....

.....

Cut out and post to:

BERRY'S RADIO 25 HIGH HOLBORN,
LONDON, W.C.1
Telephone: HOLborn 6231/2

For the best of reasons



- ★ Perfect reproduction
- ★ Ease and simplicity of operation
- ★ "Know-how" in manufacture

buy TRUVOX—and you buy all three. The Truvox R2 Recorder, with its improved circuitry and styling, embodies all the experience of 7 years specializing in the design, development and manufacture of Tape Decks and Tape Recording Amplifiers. There are no last minute "mods"—every stage has been tested and tested again to ensure that it lives up to the reputation enjoyed by the name it bears.

The result is a high fidelity instrument that will give you endless hours of enjoyment producing and replaying your own recordings as well as providing perfect reproduction of pre-recorded tapes with all those finer gradations of tone that are there for those who can hear the difference.

Additional applications of this machine, with accessories, include dictation and transcription, radio reception, telephone conversation recording, AM or FM Tuner amplification, etc.

When you buy TRUVOX you buy a better recorder—produced for those who can hear the difference.

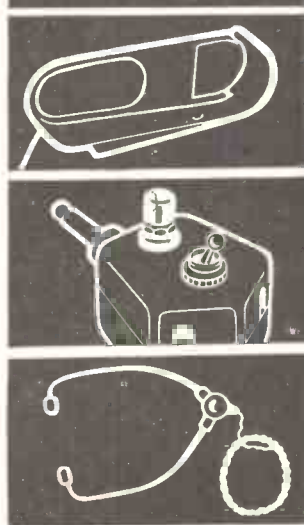
Models from 66gns

T R U V O X

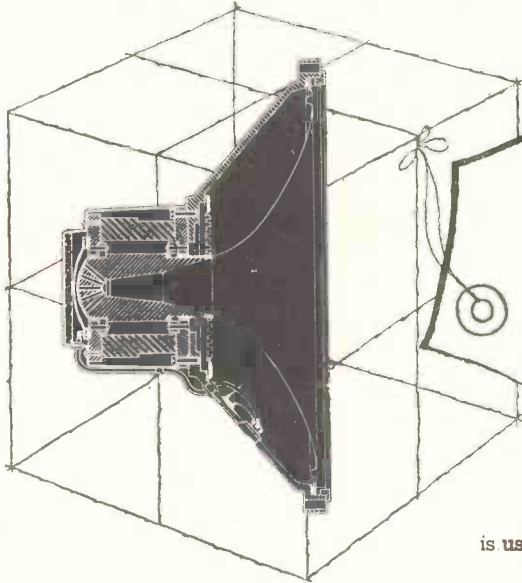
**Tape
Recorders**

Full details, including accessories, available on request from the manufacturers :

TRUVOX LIMITED, 15 LYON ROAD, HARROW, MIDDX.



Telephone : Harrow 9282



Where naturalness not novelty is the desired result there is no substitute for careful design, craftsman manufacture and rigorous laboratory testing. It may well be that these are among the reasons why the Dual Concentric is used by many of the leading Recording Companies as a quality standard. It may also explain why the basic design has remained unchanged for over ten years, novelty can never be a substitute for quality.

BASIC SPECIFICATION
12" and 15" models

Frequency response
30—20,000 c.p. + 3dB.

Polar Distribution for
60° inc. angle—4dB at
10,000 c.p.s.

Intermodulation Products
less than 2%.



**DUAL CONCENTRIC
SPEAKERS**

TANNOY PRODUCTS LIMITED, WEST NORWOOD, LONDON, S.E.27. Tel.: GIPSY HILL 1131

WALMORE ELECTRONICS LIMITED

PHOENIX HOUSE, 19/23 OXFORD STREET,
LONDON, W.1.

Telephone: GERrard 0522 Cables: Valvexpor
For immediate response Telex London 8752

EXPORTERS OF RADIO, TELEVISION AND
INDUSTRIAL TUBES, HAVE PLEASURE IN
INTRODUCING THEIR BRAND



AND INVITE ENQUIRIES FROM BUYING
AND CONFIRMING HOUSES EXCLUSIVELY
FOR EXPORT

SUPPLIERS OF RADIO COMPONENTS
ELECTROLYTICS, AND CATHODE RAY
TUBES



**EYELETTING
and light
PUNCHING
MACHINES**

Autophoenix No. 6

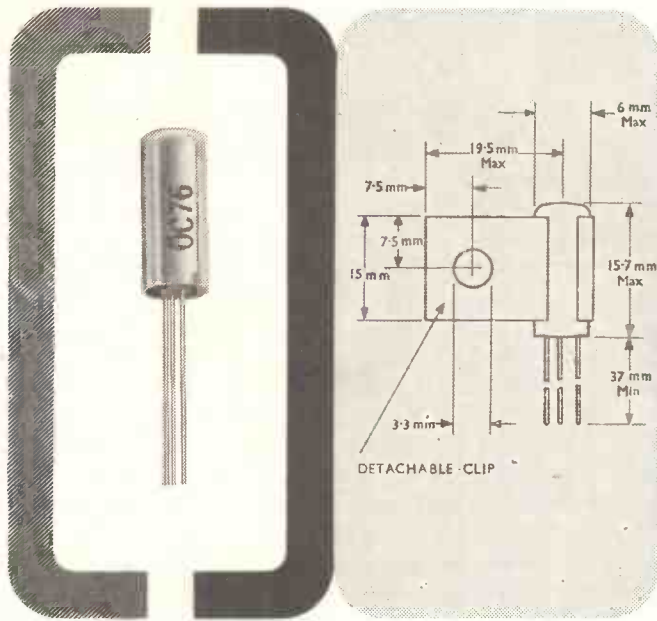
A new and improved treadle operated machine for the automatic insertion and closing of eyelets in either flat or formed work in metals, plastics, fabrics, etc. The deep throat, high vertical gap and projecting base make this machine adaptable for eyeletting radio chassis, cylindrical shells, spinnings, mouldings, etc.



We manufacture a very full range of hand and automatic Eyeletting and Piercing Machines. Write for illustrated brochure to Dept. W.W.

HUNTON LIMITED

PHOENIX WORKS, 114-116 EUSTON RD., LONDON, W.1
Tel.: EUSton 1477 (3 lines) Grams: Untonexh, London



A germanium junction P.N.P. transistor available in quantity for industrial and d.c. converter applications in computing, switching and instrumentation.

OC76 industrial and switching TRANSISTOR

The new Mullard transistor OC76 is related to the well-known OC72 but is specially tested for non-sinusoidal industrial and d.c. transformer applications.

The pentode type knee of the OC76 characteristic is carefully controlled to give a low and uniform "bottoming" voltage. Its collector will withstand 30 volts d.c. in grounded base. In grounded emitter 30 volts d.c. may also be applied when the total base-to-ground impedance is less than $1k\Omega$ or the collector current is cut off by a reverse base bias.

This transistor is particularly suited for d.c. converters. For example, two OC76's in push-pull can be used to convert low input voltages to high output voltages with a d.c. to d.c. efficiency greater than 75% at power levels up to 700 milliwatts.

As a power oscillator, efficiencies of over 90% are possible with the OC76, while the high peak current of $\frac{1}{2}$ amp can be used to close large relays and operate small motors.

The OC76 is available in quantity. Full data is available from the address below.

Limiting values (absolute ratings)

Max. collector voltage	32V peak	32V d.c.
Max. collector current	250mA peak	125mA d.c.
Max. junction temp.	75°C continuous operation. 90°C intermittent operation (total duration 200 hours max.)	



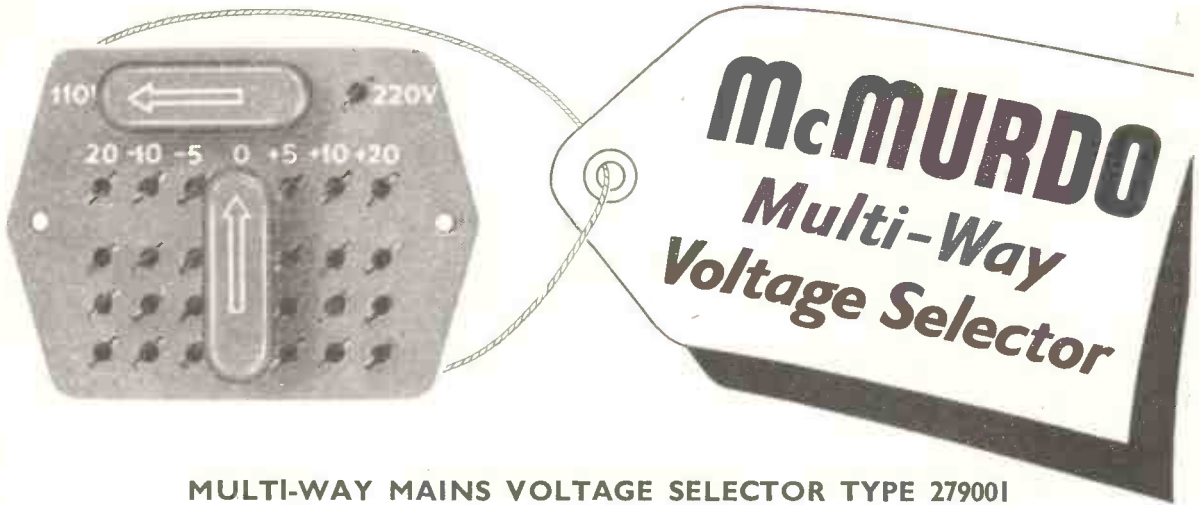
Abridged Characteristics

Max. collector leakage current at $V_c = -10V$	10 μ A
Current amplification cut-off frequency	350kc/s
Collector knee voltage at $I_c = 125mA$	-0.4V
Power dissipation (without heat sink) at 25°C	125mW
Power dissipation (bolted to heat sink) at 45°C	100mW



MULLARD LIMITED · MULLARD HOUSE
TORRINGTON PLACE · LONDON W.C.1

MVT328a



MULTI-WAY MAINS VOLTAGE SELECTOR TYPE 27900I

14 POSITIONS! 90, 100, 105, 110, 115, 120, 130, 200, 210, 215, 220, 225, 230, 240 VOLTS.

NYLON LOADED P.F. MOULDING.

Send for full details including circuit information to:—

THE McMURDO INSTRUMENT CO. LTD · ASHTEAD · SURREY · Tel: ASHTEAD 3401

MVS9


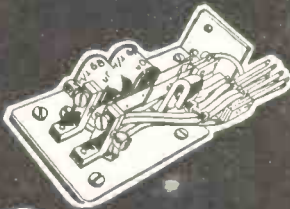
RELAYS

P.O. TYPES
MANUFACTURED
TO YOUR
SPECIFICATION

PROMPT
DELIVERY

3000 TYPES

COILS up to 80,000Ω.
CONTACTS up to 8 c/o's
Tropicalizing and impreg-
nating to order.
600 and HIGH-SPEED
TYPES also Supplied.



LARGE
STOCKS
OF
KEYSWITCHES

THE KEYSWITCH CO.
ALL POST OFFICE EQUIPMENT

Enquiries to Sales Manager

126 KENSAL ROAD, LONDON, W.10

Telephone: LAD. 0666, 4640 Grams: "Fonequibt", London, W.10
Contractors to Homes & Overseas Governments & H.M. Crown Agents

PRE-SET CONTROL LOCK

Designed to lock the spindles of pre-set potentiometers or trimmers without rotational or lateral displacement of shaft.



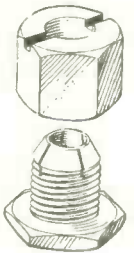
Will accept wide range of panel thicknesses.

TYPE P

Very attractive appearance for panel mounting

TYPE C

Send for leaflet A.1



"KNOB LOCK"

The ideal method of locking panel mounted controls. Positive guard against vibration, etc.



This development of our popular pre-set control lock is finished in black plastic and embodies control knob and instantaneous finger-tip locking knob.

Send for List No. A.6

SUTTON COLDFIELD ELECTRICAL ENGINEERS

Reddicap Trading Estate, Sutton Coldfield. 'phone SUT 3038 & 5666



ABIX STEEL PARTITIONING

for

OFFICE or FACTORY



ABIX Partitions are light, strong, fire-resisting and easy to erect. Manufactured in standard units for quick installation, easy removal or extension to existing screens. We will be pleased to help and advise you on any partitioning problem.



OTHER ABIX PRODUCTS: Steel Cycle Stands, Clothes Lockers, Material Racks, Slotted Angles (Junior, Universal, Senior), Car and Cycle Shelters, Tool Lockers, Adjustable Steel Shelving.

please write for fully illustrated Catalogues to:


ABIX

(METAL INDUSTRIES) LIMITED

STEEL EQUIPMENT FOR OFFICE AND FACTORY

Phone: BAttersea 8666/7 TAYBRIDGE HOUSE, TAYBRIDGE ROAD, LONDON, S.W.11 Grams: Abix, Batt. London

From
a 1/4 watt resistor... to a multi-band
VHF receiver



WEBB'S RADIO

FOR UNRIVALLED STOCKS



"from bits and pieces to the finished job"

WESTREX "ACOUSTILENS' 20/80" LOUDSPEAKER

Bears a luxury price and quite definitely gives luxury results. Extraordinary realism and diffusion, in fact words fail us in describing this speaker. We can only ask you to listen and assess what other speakers lack.

The Acoustilens in cabinet costs £169

W.B. "HF816"

A good 8in. unit at a very reasonable price. Properly mounted it sounds very nice indeed. 16,000 gauss magnet. Speech coil matches 3, 7.5 and 15 ohms. Handles 6 watts. 50-14,000 c.p.s.

The HF816 unit costs £6.17.0

COLLARO "STUDIO" TRANSCRIPTION PICKUP

Has an established reputation and continues to offer real 'hi-fi' at a very reasonable price £5.0.5

GARRARD T.P.A. 10/G.M.C5 PICKUP

Hear this new pickup and you will agree it makes a worthy companion to the renowned Garrard "301" motor. Fitted with diamond for L.P. and sapphire for 78.

Price including T.P.I transformer £15.9.4

ACOUSTICAL ELECTROSTATIC LOUDSPEAKER

£52

is on demonstration and in stock — combines unobtrusive realism with convenient size.

ACOUSTICAL QUAD II AMPLIFIER

The de luxe amplifier which has all the answers. £42

ROGERS "MINOR Mk. III" AMPLIFIER

An excellent amplifier at a "down to earth" price. Integral controls. This amplifier, built with all the Rogers know-how, gives true hi-fi.

It costs a modest £14




Webbs cater for all purses — whether de luxe, reasonable or rock bottom economic.

WEBB'S RADIO, 14 SOHO STREET, OXFORD STREET, LONDON, W.1. Tel.: GERRard 2089

Shop Hours: 9-5.30 (Thursdays 7 p.m.) Saturdays 9-1 p.m.

A new wide range DELAYED SQUARE PULSE GENERATOR



Model 5001 with accurate Time & Voltage Calibrations.

Rise time 10 mμsec independent of pulse width.

Square Wave Output 0.25 c/s to 2.5 Mc/s Waveforms show 0.2 μsec. pulse on 25 cm/ μsec. sweep; 10 million to 1 range of pulse rate, width and delay calibrated by direct reading dials within 5%.

Internal Multivibrator of new type gives highly stable frequencies continuously variable from 0.1 c/s. to 1 Mc/s.

External Trigger from signals of any waveform and polarity at amplitudes down to 0.2 V and frequencies up to 2.5 M/cs.

Single Pulses at any range setting by push button.

Delay of Pre-Pulse to main pulse—jitter free and continuously variable from 0.2 μsec to 2 secs; Pre-pulse output 20 volts positive or negative—0.2 μsec wide.

Main Pulse amplitude—20 mV to 50 V positive or negative.

★ **OUTPUT VOLTAGE CALIBRATED TO WITHIN ± 2%**
Negligible overshoot on any range—no sag on long pulses. Width continuously variable from 0.2 μsec to 2 secs. ± 5%. The most accurate and versatile box of pulses yet made available to electronic engineers.



NAGARD LIMITED
18 Avenue Road, Belmont, Surrey
Telephone VIGilant 9161/2

A Great Trio

Every lover of music and perfect record reproduction will want to possess these informative and entertaining books by G. A. Briggs.

SOUND REPRODUCTION

Third edition, second impression, 368 pages, 315 illustrations. Chapters on Resonances, Cabinets, Room acoustics, Response curves with Oscillograms, Crossover networks, Recording Systems, Records, Pick-ups, etc. Total sales exceed 35,000. 17/6 (18/6 post free).

LOUDSPEAKERS

4th edition. 92 pages, 45 illustrations. Standard reference work on loudspeakers. Detailed information, diagrams, description of Electrostatic speaker and concert hall demonstrations. Total sales 45,000. 7/6 (7/9 post free).

PIANOS, PIANISTS AND SONICS

A book for sound enthusiasts and music lovers written in G. A. Briggs' entertaining style. Chapters on piano history and construction. Harmonic analysis. Touch, Tone Tuning, etc. 192 pages, 102 illustrations. 10/6 (11/- post free).

It is regretted that the book "High Fidelity" is now out of print and will not be re-issued.

Sold by radio dealers and bookshops.
Published by Wharfedale Wireless Works, Ltd.



Wharfedale

WIRELESS WORKS LTD., IDLE, BRADFORD, YORKS.

ELGE RADIO PEN

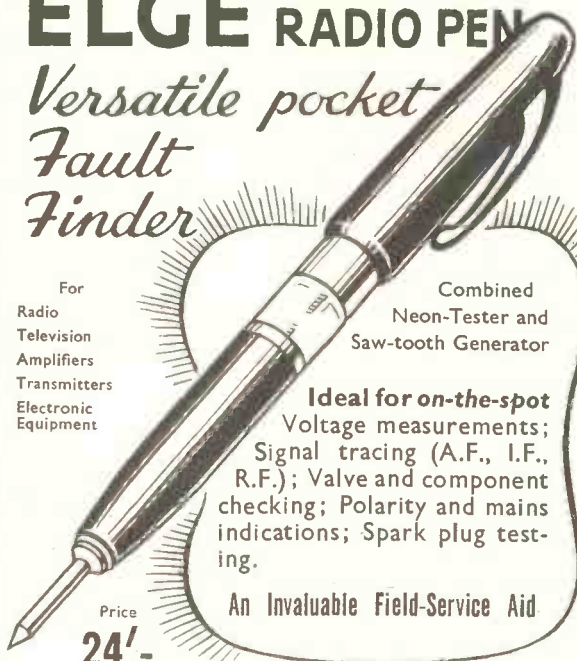
Versatile pocket
Fault
Finder

For
Radio
Amplifier
Transmitters
Electronic
Equipment

Combined
Neon-Tester and
Saw-tooth Generator

Ideal for on-the-spot
Voltage measurements;
Signal tracing (A.F., I.F.,
R.F.); Valve and component
checking; Polarity and mains
indications; Spark plug test-
ing.

An Invaluable Field-Service Aid



Price
24/-

MERCIA ENTERPRISES LIMITED
Godiva House, Allesley Old Road, Coventry

Free leaflet on request.

Trade Enquiries invited.

YOU'LL DO BETTER WITH PREMIER

Build this NEW TAPE RECORDER KIT



for only **£38.15.0**

- This Kit comprises
 - 2-speed lane Mk. VI Deck £18 10 0
 - Premier Tape Amplifier complete with separate plug-in-type power pack £13 0 0
 - 7×4 Elliptical Speaker £1 1 6
 - De-Luxe Cabinet with gilt fittings and detachable lid £4 19 6
 - Reel of Scotch Boy 1,200 ft. Tape and empty Spool £1 11 6
 - Latest Type ASCOS microphone .. £2 15 0
- All the above sections can be purchased separately.

POCKET VOLT TEST METERS

Two ranges, D.C. 0-250 v., 0-25 v., complete with leads in canvas case. In leather case 1/6 extra.
Plus 2/6 post and packing **12/6**

PREMIER RADIO CO., DEPT. W.W., 207 EDGWARE ROAD, LONDON, W.2
Telephone: **AMBassador 4033. PADdington 3271. (Open all day Sats.)**

AM/FM RADIOGRAM CHASSIS OF THE LATEST TYPE

Cash £22/10/-, or credit terms £3/10/- deposit and 8 monthly payments of £2/14/8. H.P. Terms £11/5/- deposit and 12 monthly payments of £1/0/11. Packing and Carr. 7/6. This chassis has 8 valves and covers short, medium and long FM and Gram. Printed circuit on F.M. ensures a high degree of stability. Overall size 14in. long, 6½in. high, 9in. deep. Dial size 12×5½in.



BUILD THE PREMIER ONE VALVE BATTERY RECEIVER AS SHOWN ON B.B.C. T.V.

This Receiver contains a DAF96 valve and a pair of 4,000 ohm headphones and is powered by a combined 67½ and 1½ volt battery. Price complete with headphones and including battery **45/-**
Send for free diagram.

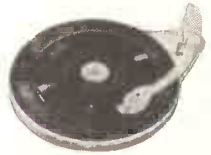
COLLARO R.C.456

4-SPEED AUTOCHANGER

Designed to play 12in., 10in. and 7in. Records intermixed in any order at 16, 33½, 45 or 78 r.p.m. Capacity 10 records. New reversible Dual Stylus Crystal Pick-up for use on 100/250 v. 50 cycle A.C. mains, £9/15/- plus packing and postage 5/-. Deposit 25/- and 8 monthly payments of 25/9.

COLLARO A.C.4/564

4 speed single player with Studio "O" head. A.C. Main. 200/250 volts, 50 c/s. Suitable for cord speeds of 16, 33½, 45 and 78 r.p.m.



Special offer **£7.7.0**



Carr. & Pkg. 5/-

2-VOLT BAKELITE CASED ACCUMULATOR

By Oldham, Dagenite, Exide. New and unused, unspillable. 7½×4×2.

Price **6/6** plus 1/6 post and packing.

★ **IT WILL PAY YOU TO VISIT OUR NEW HI-FI DEMONSTRATION ROOM!**



8 WAY 18 WAY
12 WAY 25 WAY

Sturdy, Reliable and Inexpensive Nylon—PF mouldings. Silver plated contacts. Solid drawn aluminium cans. Positive locking mechanism. Breakdown voltage 3.5kV.

Send for full details to:—

THE McMURDO INSTRUMENT CO. LTD. ASHTEAD, SURREY. Telephone: Ashtead 3401

YOU'LL DO BETTER WITH PREMIER

The NEW De-Luxe TAPE RECORDER TR3

Case finished in Red and Cream with gilt styling and fittings.

Size 18½in. x 15in. x 9in. for A.C.
Mains 200/250 v. 50 cycles.

TRADE ENQUIRIES WELCOMED

for **£6.5.0**

DEPOSIT & 8 MONTHLY
PAYMENTS OF £5.17.11

OR

CASH 45 gns.

plus 2/- post & packing.



THE "Petite" PORTABLE

MAY BE BUILT FOR

£7-7-0

plus 3/- post & packing.

Batteries extra.

HT 10/- (Type B126) or
equivalent.

LT 1/6 (Type AD 35) or
equivalent.

Mains unit now available for only 37/6 plus 2/- pkg. &
carr. Send for leaflet.

- ★ Size only 8in. x 8in. x 4½in.
- ★ Weight, including batteries, 5½lb.
- ★ 4 valves of the economy type.
- ★ Medium and longwave superhet circuit.
- ★ High Q frame aerials.
- ★ High sensitivity on both wavebands.
- ★ Prealigned IF transformers.
- ★ 5in. speaker of the latest type.
- ★ Automatic on/off switch operated by lid.
- ★ Designed in our own laboratory.
- ★ Backed by an up-to-date Technical Information Dept.
- ★ Components available separately if desired.
- ★ Simple to construct, using normal soldering methods
- ★ instruction book 1/6.

Build the NEW "MAYFAIR" TELEVISOR

which gives complete SAFETY
to the constructor!


These Televisors use a double wound mains transformer which gives you complete safety from contact with the mains supply when handling the chassis or controls.

★ B.B.C. & I.T.A. DESIGN

WITH NEW TURRET TUNER **£33.7.11** PLUS COST
MAY BE BUILT FOR OF C.R.T.

Build in 5 Easy Stages. Full Construction details available.
Instruction Book 3/6 Post Free.

CONSOLE CABINETS with full length doors for 14in., 16in. and
17in tubes. PRICE £14/14/-. H.P. Terms: Deposit £7/7/6 and 9
monthly payments of 18/6. CONSOLE CABINETS. Half door.
£12/12/-. H.P. Terms: Deposit £6/6/- and 8 monthly payments of
18/3. On above cabinets add 2/- for pkg. and carr.



PREMIER RADIO COMPANY,

YOU'LL DO BETTER WITH PREMIER


The latest COLLARO

4-speed single player unit complete with pick-up and turnover cartridge £4 14 6 plus 2/6 pkg. & carr.



CABINETS — PORTABLE

MODEL PC/2
Grey Lizard Rexine covered 45/-
Overall dimensions 15in. x 13½in. x 6½in. Clearance under lid when closed 3in.



MODEL PC/2 DE LUXE
Two colours, wine and grey, with cut-out for speaker and amplifier 55/6
Dimensions 15in. x 14in. x 7½in.

MODEL PC/3
Grey Lizard Rexine covered 69/6
Overall dimensions 16½in. x 14½in. x 11in. Clearance under lid when closed 3½in.


MODEL PC/3 DE LUXE
As above but with cutouts for Speaker and Amplifier 79/6
Dimensions as above.

THE ABOVE CABINETS ARE COMPLETE WITH CARRYING HANDLE, FASTENERS AND PANEL.

Packing and Postage 3/- each.

Junction Transistors 10/- each
Equivalent of the OC70 Type

CONTINENTAL STYLE CABINET




Dark Piano finished with gold and black styling, overall size 39in. long, 32½in. high, 16in. deep. Two sliding doors, concealing on the left a black panel 18½in. x 20½in. finished in medium mahogany, and on the

right a detachable board 12½in. x 18½in. and a shelf which may be used for record storage. Cash Price 18 gns., plus 25/- pkg. and carr. Credit Terms: Deposit £2/18/- and 8 monthly payments £2 6/-.

The new Spencer West Band Three converter is now available at £6/5/- plus pkg. and post 3/-.

Spencer West Pattern Unit 25/- plus 1/- pkg. and post. For elimination of B.B.C. interference or I.T.A.



PREMIER BUREAU DE LUXE

A superb cabinet in finely figured walnut veneer. Interior light sycamore with rexine matching lining. Overall dimensions: 33in. high, 34in. long, 17½in.

deep. Uncut control panel on right-hand side approximately 16in. x 10½in., uncut base-board on left-hand side 15½in. long, 13½in. deep. Two full size felt-lined storage cupboards in the lower part of the cabinet. Cash price 16½ gns.

Credit Terms: Deposit £2/6/6 and 8 monthly payments of £2/3/2. Packing and Carriage 25/- extra.

We carry a comprehensive stock of components by all leading manufacturers.

SEND 3d. STAMP FOR OUR AUTUMN CATALOGUE



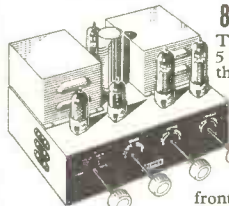
Why not make the best!

MULLARD AMPLIFIER KIT

NOW SUPPLIED WITH ULTRALINEAR OUTPUT TRANSFORMER.

All the components for model 510, PLUS pre-amplifier, on one chassis (total six valves), chassis gold hammer finished. May be purchased for £12/12/- plus pkg. and post 7/6. This version complete and tested £15/15/-.

Or pre-amplifier and tone control in a separate unit £14/14/- plus pkg. and post 7/6.




8 WATT AMPLIFIER

This design includes 5 miniature valves of the latest types, an Ultralinear Output Transformer suitable for Speakers of 3 and 15 ohms, and a very attractive perspex

front panel with gold lettering, complete set

of parts £8/8/- Postage and packing 5/- extra. Or £10/19/6 built and tested.



4 WATT AMPLIFIER

£4. 10. 0

MAY BE BUILT FOR Plus 2/6 Pkg. & Postage

Instruction Book 1/- post free. A steel case is now available, complete with engraved panel, for 15/6 extra. The amplifier may be supplied complete for £5/5/- plus pkg. and post 3/6, or fitted in case at £6 plus pkg. and post 3/6. Engraved panel 3/6. Post free.



COMPACT GRAM AMPLIFIER

Complete ready to connect to any type of Pick-up and Speaker (8 ohms) A.C. Mains 200/250 v. Volume and tone control fitted with knobs. Overall size 7½in. long x 3½in. wide x 2½in. high. £2 : 19 : 6


Suitable speaker 7 x 4in. elliptical 21/10. Plus packing and postage 2/6.

WHY BUY SURPLUS OR RE-CONDITIONED TUBES WHEN THESE FULLY GUARANTEED WIDE ANGLE TUBES ARE AVAILABLE? THE LATEST TYPE 17in. RECTANGULAR TUBE AT £17 (INCL. TAX), POST AND PACKING 21/- EXTRA. ALSO 14in. RECTANGULAR TUBE TYPE 14LPA £13/19/6 (INCL. TAX) PACKING AND CARRIAGE 15/- EXTRA.

TERMS OF BUSINESS

Cash with order or C.O.D. over £1. Please add 1/- for Post Orders under 10/- 1/8 under 40/- Unless otherwise stated.

Introducing—
LORENZ MODEL PL 562
4-speed gram. motor.
PRICE £3. 13. 6



NEW FM TUNER

for the Home Constructor



A new design using the latest circuit techniques. Includes 4 valves plus magic eye tuning indicator, permeability tuning and an integral power supply. Two controls only, a gear driven slow motion tuning control and an output volume control with on/off switch. Suitable for fringe area reception.

All components may be purchased for £8/15/- plus packing and postage 3/6. Send 1/6 for booklet. OR less Mains Transformer and Rectifier £7/12/6 plus packing and postage 3/-. Power requirements HT 230 v. 50 mA., LT 6.3 v. 1.5A. Dial size 3½in. x 1½in., overall size 1½in. long, 5½in. deep, 4½in. high.

★ IT WILL PAY YOU TO VISIT OUR NEW HI-FI DEMONSTRATION ROOM



THE NEW TSL FM TUNER HIGH STABILITY MODEL

6 valves including Magic Eye and Power Supply using the latest type Gorler permeability Unit complete with first audio stage and preset output volume control. Maximum radiation less than 10 microvolts per metre. Sensitivity better than 5 microvolts. Cash price £17/10/- (inclusive) or Credit Terms: Deposit £2/10/- and 8 monthly payments of £2/3/2. Postage and packing 5/- extra.

STIRLING VHF/FM TUNER UNIT

A cleverly designed Unit suitable for installation either in existing equipment or as an external Unit. Completely self contained with its own power supply. The latest type permeability tuned circuit is used, tuning drift being negligible. Size 7½ x 7½ x 2½in. Cash Price £13/13/- Postage and packing 2/6 extra. Cr. Terms £1/15/- deposit and 8 monthly payments of £1/13/6. Plus postage and packing of 2/6.

2-BAND TRF RECEIVER MAY BE BUILT FOR £5.15.0

plus pkg. & post 3/-

3 BAND SUPERHET RECEIVER

MAY BE BUILT FOR £7. 19. 6 Plus 3/- Pkg. & Postage

These two receivers use the latest type circuitry and are fitted into attractive cabinets 12in. x 6½in. x 5½in. in either walnut or ivory bakelite or wood. Individual instruction books 1/- each, post free.

THE JASON "ARGONAUT" MW/FM DESIGN

★ All Premier components are designer approved! ALL components to build the complete Receiver, including output stage, may be purchased for £15/5/-, or all components less output stage but including Power Supply, for £13/19/6, plus packing and postage 3/6 on each.

world-wide approval

Pye Telecommunications Limited are now marketing the widest and most modern range of V.H.F. fixed and mobile radio-telephone equipment available in the world. This range of equipment has been designed to expand the application of Pye Radio-Telephones already in constant use all over the world.

Pye Ranger V.H.F. equipment has now received approval from the British G.P.O. for Land, Marine and International Marine applications employing A.M. or F.M. systems, type approval from the Canadian D.O.T., and type acceptance of the F.C.C. of the United States of America.

No other Company holds so many approvals for this range of equipment, which now covers every conceivable requirement.

We can offer

FREQUENCY RANGE

All frequencies from 25 to 174 Mc/s.

POWER RANGE

All powers up to 1 Kilowatt.

CHANNEL SPACING

All channel spacings including 20 and 25 kc/s in full production.

MODULATION

A.M. or F.M.

No matter what your V.H.F. requirements are, Pye Telecommunications Ltd., can fulfil them.

Your enquiries are invited.



**Leading the world in
V.H.F. RADIO-COMMUNICATIONS**

PYE TELECOMMUNICATIONS

**distributors in 91 countries ensure
trouble-free service**

PYE TELECOMMUNICATIONS LTD : NEWMARKET RD., CAMBRIDGE, ENGLAND

Phone: Teversham 3131

Cables: Pyetelecom Cambridge

Wireless World

ELECTRONICS, RADIO, TELEVISION

Managing Editor: HUGH S. POCOCK, M.I.E.E.
Editor: F. L. DEVEREUX, B.SC.
Editorial Consultant: H. F. SMITH

DECEMBER 1957

In This Issue

- 565 Editorial Comment
566 Band V Tests
567 World of Wireless
571 F.M. Discriminator Bandwidth *By G. J. Phillips*
574 Artificial Satellites of the Earth
579 Satellite Observations for Amateurs *By O. J. Russell*
581 Simple Measurement of Phase Difference *By G. de Visme*
583 Return Loss—2 *By Thomas Roddam*
589 Choke or Capacitor Input? *By "Cathode Ray"*
592 Letters to the Editor
594 Short-wave Conditions
595 Technical Notebook
597 Sensitive D.C. Null Detector *By Francis Oakes and E. W. Lawson*
599 Aerial/Propagation Mismatch *By R. J. Hitchcock*
603 "Grid-Diode" Saw-Tooth Generator *By T. A. Mendes*
607 The "Quad" Aerial *By F. B. Singleton*
609 News from the Industry
611 December Meetings
612 Random Radiations *By "Diallist"*
614 Unbiased *By "Free Grid"*

VOLUME 63 No. 12

PRICE: TWO SHILLINGS

FORTY-SEVENTH YEAR
OF PUBLICATION

◆ ◆ ◆ ◆ ◆
**Offices: Dorset House,
Stamford Street, London,
S.E.1.**


Please address to Editor,
Advertisement Manager or
Publisher, as appropriate.

Telephone:
WATERloo 3333 (60 lines)

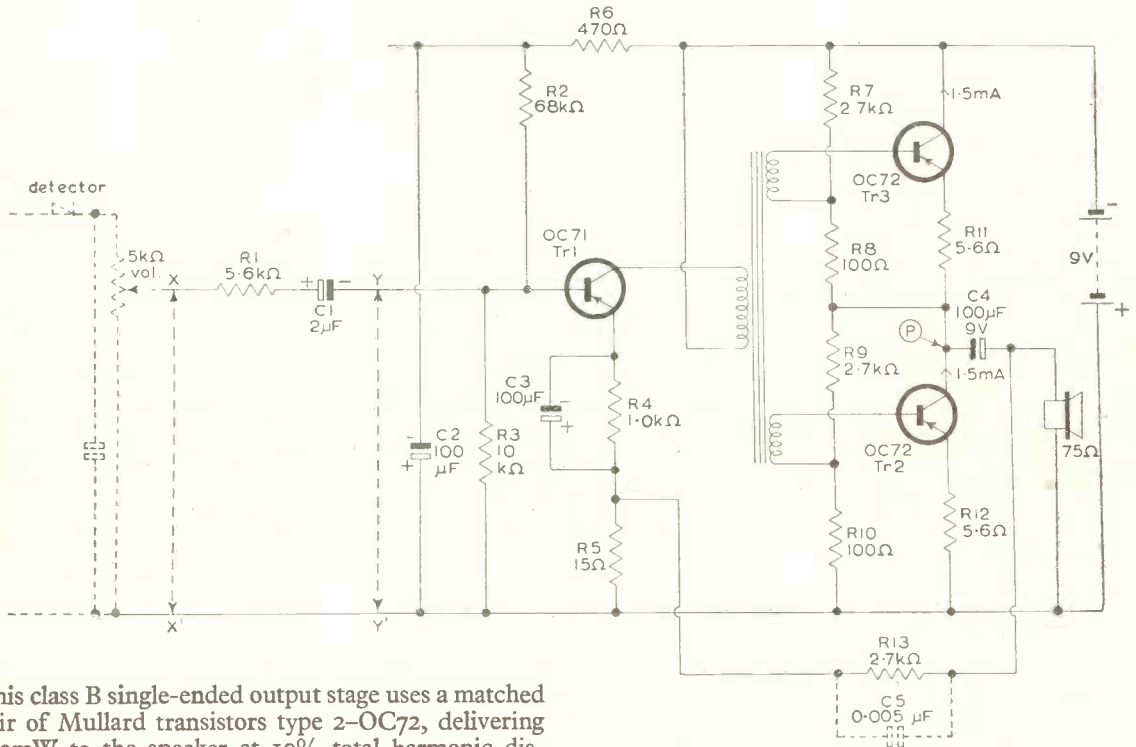
Telegraphic Address:
"Ethaworld, Sedist, London".

PUBLISHED MONTHLY (4th Tuesday of preceding month) by ILIFFE & SONS LTD., Dorset House, Stamford Street, London, S.E.1. Telephone: Waterloo 3333 (60 lines). Telegrams: "Iliffepres, Sedist, London." Annual Subscription: Home and Overseas, £1 15s. 0d. Canada and U.S.A. \$5.00. Second-class mail privileges authorised at New York, N.Y. BRANCH OFFICES: BIRMINGHAM: King Edward House, New Street, 2. Telephone: Midland 7191. COVENTRY: 8-10, Corporation Street. Telephone: Coventry 5210. GLASGOW: 26B Renfield Street, C.2. Telephone: Central 1265. MANCHESTER: 260, Deansgate, 3. Telephone: Blackfriars 4412. OVERSEAS OFFICES: U.S.A.: 111, Broadway, New York, 6, N.Y. Telephone: Digby 9-1197. CANADA: 67 Yonge Street, Toronto, 1, Ontario. Telephone: Empire 6-0873.

Transistor



Output Stage for Personal Receivers

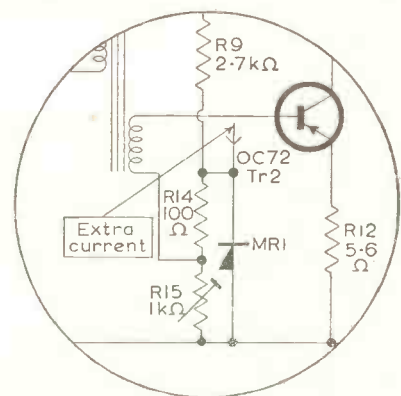


This class B single-ended output stage uses a matched pair of Mullard transistors type 2-OC72, delivering 100mW to the speaker at 10% total harmonic distortion. The OC72s, which are used without cooling fins, each have a maximum dissipation of 25mW. The circuit will operate safely and satisfactorily up to an ambient temperature of 45°C. Capacitive coupling to the speaker does away with the need for a centre-tapped supply. The point 'P' is automatically held to half the supply voltage.

A Mullard OC71 is used in the driver stage, with d.c. stabilisation provided by R2-R3-R4. The coupling transformer has a turns ratio of 7:1 + 1, with primary resistance <750Ω and secondary resistances <100Ω. The primary inductance is 5H with 1.5mA d.c. flowing.

The input impedance at YY' is about 3.5kΩ, which is partly due to feedback from the speaker via R13. R1 further increases the input impedance at XX' to 8 or 9kΩ. A drive of 180mV r.m.s. across XX' is necessary to provide 100mW output when transistors at the minimum sensitivity limit are used. Undesired feedback from the output stage to earlier stages in the receiver is prevented by R6-C2. The battery drain is about 10mA on speech and music, and 4mA with zero signal. The circuit is therefore suitable for incorporation in pocket-size personal receivers.

A further battery economy is provided by the modification shown in the inset, which allows operation to much lower voltages without excessive crossover distortion by stabilising the base bias voltage. The point at which the battery must be discarded is therefore postponed. With this arrangement a small extra current, taken from some other point in the receiver, is required by MRI.



“Bleep, bleep”

for BRIMAR

REVOLUTIONISING THE PRESENT ...
Shaping the future ...



+

The immense developments of this present age are something to stir the imagination. The satellite of our picture is not so far ahead and more momentous things will follow in its train.
 Wherever research and practical experiment are called for, Brimar valves are in the forefront—maintaining their high reputation for performance and reliability.

BRIMAR VALVES and TELETUBES



Standard Telephones and Cables Limited
 FOOTSCRAY, SIDCUP KENT. Footscray 3333

who, as always got there first!

Reproduction of
an advertisement
by BRIMAR in
December, 1955



Standard Telephones and Cables Limited

Regd. Office: Connaught House, Aldwyc 1, London, W.C.2)
FOOTSCRAY, KENT FOOTSCRAY 3333



You, too, will want to select Christmas presents for friends and relations or even YOURSELF.

Your choice must be Acos.

Records grow festive and long-living on Acos x500 styli ; you can't do a better turn to a turntable than, say, the magnificent new Black Shadow pick-up, or the appropriate GP65 series cartridge ; tape recorders luxuriate on Acos microphones. Pleasing, handsome gifts, at a reasonable price, for a hi-hilarity Christmas.

acos FOR CHRISTMAS GIFTS IN STYLI

"BELLING-LEE" CO-AXIAL PLUGS AND SOCKETS

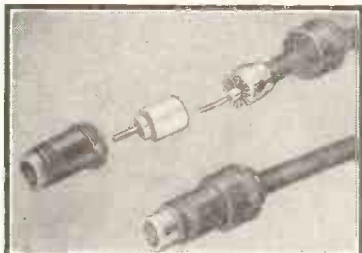


L.734/P/A1. FREE PLUG

Coaxial and semi-air-spaced feeders can be accommodated by these plugs. Their complementary sockets are L.734/S and L.604/S (fixed), and L.734/J/AL (free).

Cable loading: Coaxial feeders: solid to $\frac{1}{8}$ in. dielectric. Semi-air-spaced: outside diameter $\frac{1}{2}$ in.

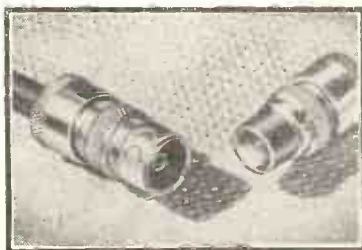
Finish: Nickel-plated or polished aluminium.



L.781/P/2. INSULATED FREE PLUG

The insulation of the body and the cap is nylon and therefore very robust.

Cable loading: Coaxial, up to $\frac{1}{8}$ in. dia. Colour range: Black.



L.734/J/A1. FREE SOCKET

This component is extremely useful for extending coaxial cable runs in workshops and demonstration rooms, etc. Any number of cable lengths may be used.

Finish: polished aluminium.

BELLING & LEE LTD
GREAT CAMBRIDGE RD., ENFIELD, MIDD., ENGLAND

Telephone: Enfield 3322. Telegrams: Radiobel, Enfield

"BELLING-LEE" NOTES

ISLE OF WIGHT I.T.V.

We wonder if the majority of those in the area to be served by Chillerton Down realise how fortunate they are compared to those who live in the area served by St. Hilary. The base of the 700 foot mast stands about 550 feet a.s.l. giving an aerial height of 1,250 feet, looking straight across the Solent and Southampton water. The land slopes from over 730 feet south of Swindon to the sea. We have heard that some people are erecting I.T.V. aerials now, and orientating on the B.B.C. signal. In most cases this will be satisfactory owing to the favourable nature of the ground. In difficult locations we would not recommend the erection of band III aerials unless a band III signal of some kind is available, but under fairly open conditions such as prevail over most parts of the area to be served by Chillerton Down, we would prefer to orientate an aerial on a compass bearing.

We know there will be lots of locations tucked away below the brow of the downs, and on the banks of the Wylve river and the Avon for example, where band III reception may be very difficult, but in general a very large number of people will get first class viewing from the new I.T.A. transmitter on the Isle of Wight. We anticipate that many people in coastal towns living in hotels or flats

will make very good use of the "Golden V," the indoor aerial with outstanding style. This is a broadband aerial but it is more efficient on band III than on band I.

Normally we would not recommend an indoor aerial of any kind in, shall we say Bournemouth, 25 miles from the transmitter, but when most of this distance is across water, it is well worth while trying, and we feel sure a lot of well designed indoor aerials will be sold and used.

ADDING ON AERIALS

When we recommend that a certain band III or F.M. aerial may be attached to an existing band I array, we know that there is sufficient strength in the band I aerial to take the added weight and windage. Do not thoughtlessly add on where there is danger of the band I aerial breaking under the additional strain. Some makes of aerials are not as strong as others. A one inch mast may be steel, or light alloy, and you may not know the gauge of material, i.e. the thickness of its walls. We have seen some ridiculous erections that bring nothing but discredit to our industry, and regulations from council authorities. Before adding a band III or F.M. array, check up on lashings and brackets and if they are in bad condition, change them.

STORM AND TEMPEST

While the winter months are generally considered the most trying for outside fittings such as television aerials, summer can bring unexpected gales of short duration. One such period occurred this year during July, where, in one district of South East England, thousands of television aerials were rendered useless overnight. In hundreds of cases secondary damage by way of broken tiles, etc., cost much more than the aerial which had to be replaced. On this occasion, as in every other similar one, the percentage of "Belling-Lee" aerials affected was negligible. Every time that sort of thing happens more dealers realise that it does pay to fit "Belling-Lee" in the first instance. We mean it when we say that "Belling-Lee" aerials go straight up and stay up straight.




Advertisement of
BELLING & LEE LTD.
Great Cambridge Rd., Enfield, Middx.
Written 15th October, 1957

PERFORMANCE ASSURANCE WITH

COSSOR

PRINTED CIRCUITS



AN INSTRUMENT RANGE IN KIT FORM

- Q.** *Why has Cossor Instruments decided upon this innovation?*
- A.** To make available a range of first-class measuring instruments at a considerable saving in cost to the Buyer.
- Q.** *Are Kit instruments inferior in performance to their Factory-built equivalents?*
- A.** Certainly not. If assembled and wired exactly in accordance with the Manual of Instructions.
- Q.** *A certain skill must, surely, be required to build these instruments?*
- A.** None beyond the ability to use a small soldering iron.
- Q.** *How can a performance specification be maintained without setting up test equipment?*
- A.** Largely by the use of PRINTED CIRCUITS which allow no interference with the layout of critical parts of the circuit.
- Q.** *How many Kit instruments are at present available?*
- A.** Three. Two Oscilloscopes, a Single-Beam and a Double-Beam, and a Valve Voltmeter. Others will follow shortly.
- Q.** *Could I have more information on these interesting instruments?*
- A.** With the greatest of pleasure. Just write to:

Model 1071K Double Beam Kit Oscilloscope

List Price £69.0.0.

Hire Purchase Facilities.

Trade terms on application.

COSSOR INSTRUMENTS LIMITED

The Instrument Company of the Cossor Group

COSSOR HOUSE · HIGHBURY GROVE · LONDON, N.5

Telephone: CANonbury 1234 (33 lines)

Telegrams: Cossor, Norphone, London

Cables: Cossor, London

EMI "HIS MASTER'S VOICE" MARCONIPHONE · COLUMBIA

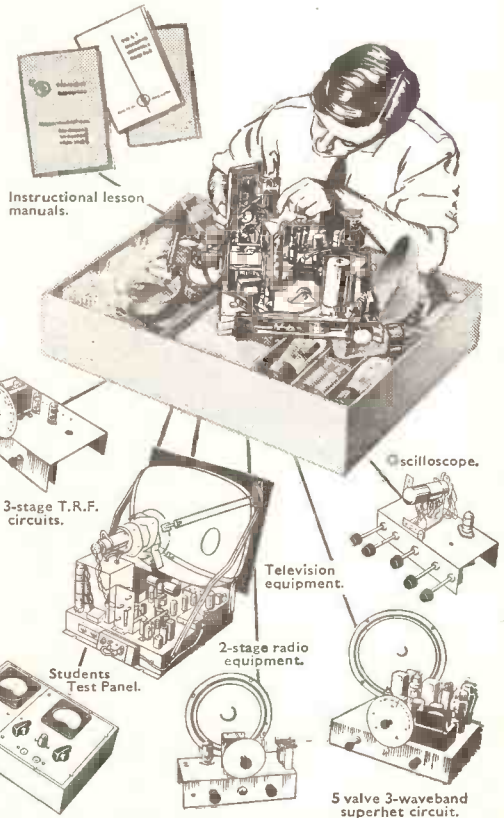
Announce NEW PRACTICAL WAY OF LEARNING AT HOME

NEW — completely up-to-date methods of giving instruction in a wide range of technical subjects specially designed and arranged for self-study at home under the skilled guidance of our teaching staff.

NEW — experimental outfits and lesson manuals are despatched on enrolment and remain the student's property. A tutor is allotted to each student for personal and individual tuition throughout the course.

Radio and television courses, with which specially prepared components are supplied, teach the basic electronic circuits (amplifiers, oscillators, detectors, etc.) and lead, by easy stages, to the complete design and servicing of modern Radio and T/V equipments.

If you are studying for an examination, wanting a new hobby or interest, commencing a career in industry or running your own full-time or part-time business, these practical courses are ideal and may be yours for moderate cost. Send off the coupon to-day for a free Brochure giving full details. There is no obligation whatsoever.



Courses with Equipment

- RADIO · SHORT WAVE RADIO**
- TELEVISION · MECHANICS**
- CHEMISTRY · PHOTOGRAPHY**
- ELECTRICITY · CARPENTRY**
- ELECTRICAL WIRING**
- DRAUGHTSMANSHIP · ART etc.**

E.M.I. Factories at Hayes, England



EMI INSTITUTES

Fill in for FREE BROCHURE
E.M.I. INSTITUTES, Dept. 127x, London, W.4.

Name _____

Address _____

Age _____ (If under 21)

I am interested in the following subject(s) with/without equipment

DEC/57 (We shall not worry you with personal visits)

IC107




BLOCK CAPS PLEASE

The only Home Study College run by a World-wide industrial organisation

Electrical equivalents

FOR THE

807



plus these **EXTRA** advantages

SMALL SIZE

MORE RIGID

MORE COMPACT

*The range of four valves offers
a choice of heater voltage:*

These new STC valves are loctal-based, indirectly-heated, beam-power amplifiers electrically similar to the U.S.A. type 807 but with extra advantages. Little more than half the size of the 807 the electrode assemblies are more compact . . . stronger and more rigid . . . and the glass bulbs less vulnerable. Shorter grid and anode leads, and glass base with miniature-type pins reduce inter-electrode capacitance and improve performance at the higher frequencies. Thus, both mechanically and electrically, they offer a new high standard of reliability, which, together with their small size, makes them particularly suitable for use in mobile equipment.

5B/254M double-ended	5B/255M single-ended	5B/257M single-ended	5B/258M double-ended
6.3V	6.3V	12V	19V
0.9A	0.9A	0.47A	0.33A

Where the overall seated height must be kept as low as possible, the single-ended type 5B/255M may be used under conditions other than those of high altitude or anode modulation. The 5B/254M is available under the code 5B/254G, as a flying lead version.



Standard Telephones and Cables Limited

SPECIAL VALVE SALES DEPARTMENT

CONNAUGHT HOUSE

63 ALDWYCH

LONDON W.C.2

MARCONI TELEVISION RECORDING EQUIPMENT

TYPE BD679 RECORDING CHANNEL

16mm Film presents a most economical and flexible means of recording Television pictures since film costs are low, developing and printing techniques are advanced and a wide range of fine grain film stocks are readily available. Projection, editing, viewing, dubbing and handling are all easily carried out with standard equipment. The Fast Pull-down technique presents great advantages over other systems of recording on film but the mechanical difficulties of moving the film in the short period of frame blanking have hitherto prevented the employment of the technique. These problems have now been successfully overcome by Marconi's.



Features

Exceptionally high picture quality.

Specially developed gearbox enables Fast Pull-down technique to be employed. F.P.D. Mechanism has given over 3,000 hours trouble-free operation.

Pull-down time adjustable, normally set at 2 milliseconds permitting recording of fully interlaced picture. Simple single-lens optical system avoids loss of contrast.

Sound can be recorded on optical track,

magnetic stripe or separate synchronous magnetic track.

Conveniently placed input selector switches, monitor and level controls. Sound/Vision cueing device incorporated.


Recording can be made on positive or negative stock of a wide variety, either direct positive, direct negative or reversal. Magazines hold 2,400 ft. (2,000 ft. magnetic stripe) or film may be fed directly into a rapid processor.

MARCONI

COMPLETE SOUND AND TELEVISION BROADCASTING SYSTEMS

MARCONI'S WIRELESS TELEGRAPH COMPANY LIMITED, CHELMSFORD, ESSEX, ENGLAND

ENROL with E.M.I.



E.M.I. Factories at Hayes, England.

"HIS MASTER'S VOICE"
 MARCONIPHONE · COLUMBIA

to train for your CAREER-HOBBY OR NEW INTEREST

PERSONAL & INDIVIDUAL HOME TRAINING IN—

- | | | | | |
|---------------------------------------|----------------------------------|----------------------------|---------------------|----------------------------------|
| Accountancy | Commercial Subjects | Heating & Ventilating Eng. | Photography | Secretaryship |
| Advertising | Commercial Art | High Speed Oil Engines | P.M.G. Cert. | Servo Mechanisms |
| Aeronautical Eng. | Computers | Industrial Admin. | Police | Shorthand & Typing |
| A.R.B. Licences | Customs Officer | Jig & Tool Design | Production Eng. | Short Story Writing |
| Art (Fashion, Illustrating, Humorous) | Draughtsmanship | Journalism | Production Planning | Short Wave Radio |
| Automobile Eng. | Economics | Languages | Radar | Sound Recording |
| Banking | Electrical Eng. | Management | Radio | Telecommunications |
| Book-keeping | Electrical Installations | Maintenance Eng. | Radio Amateurs | Television |
| Building | Electronics | Mathematics | (C & G) Licence | Time & Motion Study |
| Business Management | Electronic | M.C.A. Licences | Radio & Television | Tracing |
| Carpentry | Draughtsmanship | Mechanical Eng. | Servicing | Transistors |
| Chemistry | Eng. Drawing | Metallurgy | Refrigeration | Welding |
| City & Guilds Exams. | Export | Motor Eng. | Sales Management | Workshop Practice |
| Civil Service | General Certificate of Education | Painting & Decorating | Sanitary Eng. | Works Management and many others |
| | | | Salesmanship | |

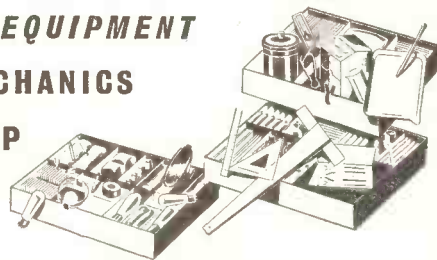
Also courses for GENERAL CERTIFICATE OF EDUCATION, A.M.I.H. & V.E., A.M.S.E., A.M.Brit.I.R.E., A.M.I.Mech.E., A.M.I.E.D., A.M.I.M.I., A.F.R.Ae.S., A.M.I.P.E., A.M.I.I.A., A.C.C.A., A.C.I.S., A.C.C.S., A.C.W.A., City & Guilds Examinations, R.T.E.B. Serv. Certs., R.S.A. Certificates, etc.

NEW!

Courses with PRACTICAL EQUIPMENT
 in RADIO · TELEVISION · MECHANICS

CHEMISTRY · ELECTRICITY · DRAUGHTSMANSHIP

PHOTOGRAPHY, ETC., ETC.



COURSE FROM 15/- PER MONTH

POST THIS COUPON TODAY

To:—E.M.I. INSTITUTES, Dept. 127K, London, W.4.

NAME Age (if under 21)
 ADDRESS

I am interested in the following subject(s) with/without equipment

DEC 57 (We shall not worry you with personal visits)



BLOCK CAPS PLEASE


IC 106

EMI INSTITUTES

The only Home Study College run by a World-wide industrial organisation



Vidicon Camera Tube



The E.M.I. Vidicon Camera Tube Type 10667 which is interchangeable with the American types is now available in three versions.

Type 10667S—Studio Camera use. Type 10667F—Film Pick-Up

Type 10667G—Industrial Applications.

For comprehensive details please apply for technical brochure.


Other E.M.I. Television Equipment:

Studio and Interview Camera Channels. Flying Spot and Photoconductive Film Channels. Studio Mixers and Control Equipment.

E·M·I ELECTRONICS LTD.

(VALVE DIVISION), HAYES, MIDDLESEX, ENGLAND

Telephone: Southall 2468 Ext. 316



EDISWAN transistors

MAZDA

If you are manufacturing or designing electronic equipment you will find this folio of data sheets helpful as a source of reference. It gives you comprehensive information and characteristic curves covering the whole range of EDISWAN Mazda transistors.

Simply ask for the P-N-P Transistor Folio on your business notepaper.

at highly competitive prices

SIEMENS EDISON SWAN LIMITED


155, CHARING CROSS ROAD, LONDON, W.C.2, AND BRANCHES

TELEPHONE: GERRARD 8660. AN A.E.I. COMPANY

TELEGRAMS: SIESWAN WESTCENT, LONDON

CRC 15/4

Vortexion



The above recorder uses a synchronous capstan motor and for use on 12 volt car battery a 50 c/s \pm 1 cycle 230 v., 120 w. power supply unit is available as detailed below.

T.R.G.10 MINIATURE AMPLIFIER AND VERSATILE PRE-AMPLIFIER. A modern miniature amplifier, measuring only $4\frac{1}{2} \times 5$ in. over front panel and projecting $10\frac{1}{2}$ in. to the rear. Uses C core transformer material to obtain low external magnetic field and has less than 0.1% harmonic distortion at 10 watts output. The amplifier response is level 15 c/s. to 50,000 c/s. within 0.2 db. The 3-valve pre-amplifier will operate direct from recorder heads with correction networks for different tape speeds and switched inputs are provided for radio, microphone and gram. with correction for all recording characteristics.

"SUPER FIFTY WATT" AMPLIFIER. This heavy duty amplifier is available for long life under arduous conditions. The normal life being 5,000 hours without valve change.

POWER SUPPLY UNIT for operation with Tape Recorder or similar equipment on 12V. car battery.

This D.C. to A.C. supply unit has been specially manufactured to provide 1% accurate 50 cycle A.C. power for 50 c/s synchronous motors and amplifiers sensitive to mains noise. The output from the 50 cycle is well filtered to reduce harmonics and give approximately the same degree of quietness as normal 50 cycle mains. The efficiency is over 80% at wattages over 50. Terminals for a remote control switch are fitted to prevent carrying the heavy low voltage L.T. cables any distance from the battery. The unit can then be fitted at the point closest to the battery to prevent voltage drop on leads and the A.C. satisfactorily extended to any required position.

The unit is fitted in an 18 gauge steel case to give screening, but it should not be placed close to tape heads in case the field causes slight hum.

The case measures 9 in. x 6 in. x 9 in.

Full details and prices of the above on request

VORTEXION LIMITED, 257-263, The Broadway, Wimbledon, London, S.W.19

Telephones: LIBerty 2814 and 6242-3

TAPE RECORDERS and AMPLIFIERS

★ The total hum and noise at $7\frac{1}{2}$ inches per second 50-12,000 c.p.s. unweighted is better than 50 db.

★ The meter fitted for reading signal level will also read bias voltage to enable a level response to be obtained under all circumstances. A control is provided for bias adjustment to compensate low mains or ageing valves.

★ A lower bias lifts the treble response and increases distortion. A high bias attenuates the treble and reduces distortion. The normal setting is inscribed for each instrument.

★ The distortion of the recording amplifier under recording conditions is too low to be accurately measured and is negligible.

★ A heavy mu-metal shielded microphone transformer, is built in for 15-30 ohms balanced and screened line, and requires only 7 micro-volts approximately to fully load. This is equivalent to 20ft. from a ribbon microphone and the cable may be extended 440 yds. without appreciable loss.

★ The 0.5 megohm input is fully loaded by 18 millivolts and is suitable for crystal P.U.s, microphone or radio inputs.


★ A power plug is provided for a radio feeder unit, etc. Variable bass and treble controls are fitted for control of the play back signal.

★ The power output is 4 watts heavily damped by negative feedback and an oval internal speaker is built in for monitoring purposes.

★ The play back amplifier may be used as a microphone or gramophone amplifier separately or whilst recording is being made.

★ The unit may be left running on record or play back, even with 1,750ft. reels, with the lid closed.

CP20A AMPLIFIER. This standard amplifier for extreme tropical use will operate from 230 v. A.C. mains or 12 v. car battery and give 15 w. output for a consumption of 5.5a. Inputs for 30Ω balanced microphones, M.I. P.U. and Cr. P.U.



Telegrams: "Vortexion, Wimble. London."

Choose

Ful-Fi



the turnover crystal cartridge with
ALL the features!

When you buy components to put into your product there is only one sound rule to apply—buy the best. Otherwise you risk the reputation of your firm.

Already the Ful-Fi has established itself throughout the world as a reliable and efficient cartridge with an excellent performance.

Of the two models available the TC8M is a high fidelity version with a response which is flat within ± 3 db. up to 12,000 c.p.s. and yet has an output at 1,000 c.p.s. at 1.2 cm/sec. at .3 volts. The TC8H type gives most pleasant listening with low gain amplifiers. It has a flat output up to 7,000 c.p.s. and gives an output at 1,000 c.p.s. at 1.2 cm/sec. of .9 volts. Both cartridges are very easily fitted and depending upon the tone-arm construction the stylus pressure may be adjusted between 6 and 12 grams.

Whether you are contemplating a "one-off job" or the laying down of a track for commercial production you are well advised to find out about the Ful-Fi. Send for full technical literature and the report of an unbiased test conducted in Australia (if you have not received a copy).

★ *The Ful-Fi cartridge is fitted to the Monarch —the world's finest autochanger.*

A powerful advantage of the Ful-Fi is the ease with which it may be removed from the pick-up arm for examination or cleaning.



BIRMINGHAM SOUND REPRODUCERS LTD., OLD HILL, STAFFS.

Britain's best Hi-Fi Equipment

We have devoted over 22 years entirely to the design and manufacture of audio equipment and we are proud of our position as leaders in this field. We were the first firm in the world to design and market Amplifiers having a total distortion content as low as 0.1%; a claim which was received with incredulity in 1945, but which was subsequently confirmed by the National Physical Laboratory and has become an accepted world-wide standard.



High engineering ideals have guided our efforts, and Leak Amplifiers have been the choice of the B.B.C., Commonwealth and foreign broadcasting authorities and Recording Studios. This acceptance by professional audio engineers has led to a demand for Leak equipment from music lovers throughout the world.

On the important question of prices it is appropriate to mention one of the basic principles of Leak design. From long experience and by extreme attention to design details during development work on the pre-production models, we enable our craftsmen to achieve a high output per man-hour. The labour costs thus saved offset the increased cost incurred for high-grade materials, components and finishes, and this, together with quantity production (made possible only by a world-wide market), explains how quality products may be sold at reasonable prices.

● An important Test Report . . .

Independent laboratory tests of the Garrard 301 transcription turntable were recently carried out by Audio Instrument Company Inc., New York, U.S.A., under the direction of Mr. C. J. Lebel (Chairman of one of the groups which prepared the NARTB Standards). It was necessary that the pick-up and amplifier system should conform in response to the RIAA-New AES-new NARTB response curve within ± 1 db, and in the tests of this excellent transcription unit the components selected for use as complying with this requirement were a Leak tone arm fitted with Leak cartridge and a complete Leak pre-amplifier and power amplifier Model TL10.

The full test report appeared in the February, 1957 issue of "Wireless World," pages 22 and 23.



If you were unable to visit the B.S.R.A. Exhibition, complete the coupon below and post it to us for details of the NEW Range of Leak High Fidelity Equipment.



The First Name in High Fidelity

H. J. LEAK & CO. LTD., BRUNEL ROAD, WESTWAY FACTORY ESTATE, ACTON, W.3, ENGLAND.

Telegrams: Sinusoidal, Ealux, London
Telephone: SHEpherds Bush 1173/4/5 Cables: Sinusoidal, London

Please send details of

- * FM Tuner
- ** Gram. pickup
- *** Amplifiers

Please send name and address of my nearest Hi-Fi dealer


Name

Address

.....

W W

MAINS ISOLATION TRANSFORMER



Makes servicing safe, also makes the adjustment for differences in mains voltages very simple. Input tapped 200-250v., output tapped 200-250v. Continuously rated at 500 watts, intermittent rating 2000 watts. Cable entry by terminal blocks, two separate screens for suppressing mains interference. Size approximately 14" x 6" x 4", weight approximately 40lbs. Price £5/12/8. Carriage and insurance 7/8 (up to 250 miles).

500 WATT STEP DOWN TRANSFORMER



With output tapped from 110v.-155v. in 3 volt steps, massive transformer which will withstand considerable overloading. Price 45/- plus 6/- carriage (up to 250 miles).

DON'T BE CAUGHT LIKE THIS

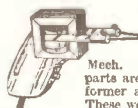


CAR STARTER CHARGER KIT

All parts to build 6- and 12-volt charger which can be connected to a 'flat' battery and will enable the car to be started instantly. Kit comprising the following:

- Mains transformer 22/6
- 5-amp. rectifier 17/6
- Regulator Stud Switch 3/6
- Resistance Wire 2/-
- Resistance Former 2/6
- Mains on/off Switch 2/6
- 0.5 amp. Moving Coil Meter 12/6
- Construction Data 1/6
- or if bought all together price is .. 52/6
- plus 3/6 post and packing.

MAKING A SOLDER GUN




A 7-second solder gun of the type costing £3-44 was described in *Prac.* Mech. Only two essential parts are required—(a) transformer and (b) push switch. These we can supply at 13/8, plus 2/- post. The rest of the parts you will have in your own "junk" box. Copy of the article concerned given free with the kit.

VACUUM PUMP?



Rotary vane type. Spindle drive shaft—threaded inlet and outlet, also makes good compressor. Price 22/6, plus 2/6 post and packing.

MULLARD AMPLIFIER




A Quality Amplifier designed by Mullard. Power output exceeds 10 watts. Frequency response almost flat from 10 to 20,000 C.P.S. For use with the Acos "Hi G" and other good pick-ups. Made up and ready to work is £12/10/- or £11/10/- down and 8 payments of £1/10/-, plus 10/- carriage and insurance.



MULLARD PRE-AMP. We are pleased to offer as a ready-made unit. It uses the low hum/noise high gain pentode type EP86. It takes its power supply from the amplifier and incorporates 2 switches to provide immediate compensation, for radio microphone, L.P. and 78 records. The price of this unit is £4 post and insurance 3/6 extra. Or 10/- down and 9 payments of 10/- if purchased with above, combined price is £16 or 30/- down and 8 payment of £2.

LAST FEW

HIGH FIDELITY AMPLIFIER



3 valve 4 watt with frequency response better than 40-15,000 C.P.S. Control panel size 8in. x 2 1/2in. comes fixed to chassis but is intended for independent mounting. Separate bass and treble controls giving fullest variation of cut and lift. Separate switch, absolutely no mains hum. Remarkable value at £4/19/6.

CABINETS FOR ALL




The CONTINA

Another addition to our range of cabinets. This is of new revolutionary design, styled after the best of Continental radios. Externally it is finished in highly polished dark walnut veneer, with panelling picked out in gold. Interior is of same very high standard, its veneer being light mahogany which contrasts nicely with the dark walnut and generally gives a very pleasing appearance. The doors slide on metal runners and are fitted with gold insert finger plates. A really excellent cabinet for any home—size 3ft. 1 1/2in. long, 1ft. 3in. deep, 2ft. 1 1/2in. high, including less which are 10in. from floor. Motor board 12 1/2in. x 17in., equipment aperture 17 1/2 x 9 1/2in. gives ample space for 8in. speaker. Ample storage space for recordings. Price £19/19/-, carriage and insurance, 20/-.

F.M. TUNER

This is a high fidelity unit which although moderately priced has a performance equal to the highest priced. Its stability is very good and extremely good results have been received with the simplest of aerials as far away as Eastbourne. The unit is made up ready to work and has its own power supply for A.C. mains. Demonstration at all our branches. Price 12 gns. or £11/12/- down and 6 payments of £2. Post plus insurance 5/-.



THE "CRISPIAN" BATTERY PORTABLE

A 4-valve truly portable battery set with very many good features as follows:—

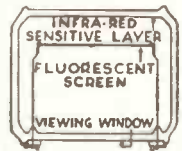
- Ferrite Rod Aerial.
- Low consumption valves (DK96 range).
- Superhet circuit with A.V.C.
- Ready built and aligned chassis if required.
- Beautiful two-tone cabinet.
- Guaranteed results on long and medium waves anywhere.

All parts, including speaker and cabinet, are available separately or if all ordered together the price is £7/15/- complete. £1/15/- deposit and seven monthly payments of £1. Post and insurance 3/6. Ready built chassis 30/- extra. Instruction booklet free with parts or available separately 1/8.



THERMAL DELAY VACUUM RELAY

This can be the basis of a process timer—plastic sealer controller. Sequence switching—infra red indicator—overload protection. Our booklet free with the relay or separately 1/6, gives suggested circuits. Hermetically sealed with 4-pin base, heater resistance approx. 1,500 ohms. This can be used for overload protection. Approximately 17 milliamps through the heater coil will cause the contacts to close. Limited quantity—8/6 each, post and insurance 1/6.

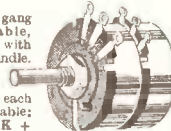


"SNIPER SCOPE"

"Cats eye" used for seeing in the dark. Will work burglar alarms, counting circuits smoke detectors and the hundred and one other devices as will the simpler type of photo cell. Price 5/- each. Post and Ins. 1/-. Data will be supplied with cells if required.

MORGANITE POTENTIOMETERS

Single and 2 gang types available, standard size with good length spindle, and new boxed gang type 3/- each—values available: 5K + 5K, 100K + 100K, 1 meg. + 1 meg. Single types 1/- each, values available: 10K, 25K, 50K, 100K, 250K, 1 meg., 2 meg.



CRYSTAL MICROPHONE

Miniature crystal type has high gain and is suitable for all purposes—tape recorders—amplifiers. Price 4/9. post and ins. 9d.




TRANSISTORS

A good range of transistor parts, miniature transformers, electrolytics, etc., available at all branches.

- Red Spot and audio .. 10/-
- Blue Spot 1.8 Mc/s. .. 15/-
- White Spot 2.5 Mc/s. 20/-




INSTANTUS HEATER



Convecter heater, 1 kW. rating, 4ft long, made from heavy gauge sheet steel (galvanised). Can be used for greenhouse, workshop, aviary, etc., etc. Price £2/10/- or with thermostat, £4/5/-, carriage 5/- GUARANTEED 5 YEARS. 2 KW MODEL. Free standing, thermostatically controlled; £5/17/8.

OUR 19/6 COLUMN



THE SKYSEARCHER

This is a 2-valve plus-metal receiver set useful as an educational set for beginners, also makes a fine second set for the bedroom, workshop etc. All parts, less cabinet, chassis and speaker, 19/6. Post and ins. 2/6. Data free with parts or available separately 1/6. 3-valve battery version also available at the same price.

ALL-MAINS AMPLIFIER



Powerful three-valve. Mains amplifier ideal for dances, parties, etc. Complete less chassis, cabinet and speaker (available if required)—data 1/6 (free with parts). Price 19/6, plus 2/6 post and insurance.

"CHIMELITE" 19/6



It is a hall light, as well as a double chime and you can make it in a couple of evenings for the total cost of only 19/6 including in-structions, post 2/-—data available separately price 2/-.

Simplex Transistor Kit



Makes ideal bedroom radio, uses one transistor and one crystal diode. Complete less case 19/6, case 5/- extra, post and ins. 1/6.

A.C./D.C. Multimeter Kit


Measures A.C./D.C. volts and ohms. All the essential parts including metal case, 2in. moving coil meter, selected resistors, wire for shunts, range selector, switches, calibrated scale and full instructions, price 19/6 plus 1/8 post and insurance.



BAND III CONVERTER

Suitable London Midlands, North, Scotland etc. All parts including 2 valves, coils, fine tuner, contrast control, condensers and resistors. (Metal case available as an extra.) Price 19/6 plus 2/6 post and insurance. Data free with parts or available separately 1/6.

Build this in ONE evening



Undoubtedly the most up-to-date television for the home constructor. You can build it in an evening and the set when finished will be equal to a factory made equivalent. What other constructor T.V. has all these features?

- No technical knowledge required
- All miniature valves
- Metal rectifier
- Turret tuner
- 12-channel circuitry
- Multi-vibrator time bases
- Ferrox cube, E.H.T. and scan coils
- 34/38 mc/s. I.F.
- Suitable for any modern 12, 14 or 17in. tube

The building cost (less tube) is only £29/10/- plus 10/- carriage and insurance. All parts guaranteed twelve months. Full information and data free with parts or available separately, price 3/6.

THIS MONTH'S SNIP

TAPE DECK—Made by the famous Truvox Company. This contains exactly the same essentials as the current model. Only the styling is different. It also takes the stereophonic head.

SPECIFICATION: 3 B.T.H. shaded pole motors with silent friction drive eliminating wow and flutter. Push-button controls, electrically and mechanically interlocked. Patented electric type push-button controlled brake. Tape loadin, on the drop-in principle, accommodation for reels of 7" diameter. Tracking sense to British and American standards. Playing times: up to 3 hours with L.P. Tape or 2 hours with Standard Tapes. Two tracks side by side with safety gap. Positive Azimuth adjustment of Record/Player head. High Impedance Heads. Overall size 14 1/2" x 12 1/2" x 5" approx. 120 only of these fine decks offered at non-repeatable price of £17/10/- or £3/10/- down and eight monthly payments of £2. Non-callers add 10/- carriage and insurance.

DON'T STUMBLE IN THE DARK



Instal 2-way switches. Our outfit comprises 30 yards. Multi-core cable, two 2-way switches, two wood blocks. Full instructions. 19/6 each (post and insurance 2/6).

12in. T.V. CABINET — 15/-

We are offering these at not much more than the cost of the plywood they contain. If not wanted for T.V. many useful items can be made—record storage cabinet, H.F. loudspeaker case, bookcase, etc. Price 15/-, Carriage 3/6.



CLOCK CASE

Also suitable for barometer or other instrument. Nicely polished. Price 4/6, post and packing 1/8.



Clock numerals to suit these cases etched on metal, 2/6. Post 9d. if ordered separately.



Wrap our heater cable around the pipes in your loft to prevent a freeze-up. 21 yards £1/1/- post free

THIS MONTH'S SPECIAL BARGAINS

E.S. HOLDER, panel mounting, bakelite, insulated, 2/-.



FILAMENT TRANSFORMER 200-240 v. tapped mains input, 6.3, 3 amp. output. Ex. equipment but unused, 6/6 each.

THERMAL DELAY UNIT 6.3 v. operated, switches on or off, 3/6.

YAXLEY SWITCH, 1 position, 6 pole, 3 bank, 2/6.

500 K.C. CRYSTAL (10X E/500) Plug-in type 6/6. **5-0-5 CENTRE** zero millimeter 2 1/2in., 12/6.

BALANCE METER 10D/13762, will function as highly sensitive relay, 45/- each.

12in. HIGH FLUX (12,000 lines) SPEAKER, 3 ohm speech coil, 37/6, plus 3/6 post and insurance.

FLUORESCENT LIGHTS




These are complete fluorescent lighting fittings. Built-in ballast and starters—stove enamelled white and ready to work. Ideal for the kitchen, over the work-bench and in similar locations. **Single 40.** 4ft. 3in. long, uses a 40 watt tube. **Twin 20.** Uses two 20-watt standard tubes Price 39/6 each, with tubes. Carriage and ins. up to 150 miles 5/6, up to 250 miles 7/6.



MINI-RADIO

Uses high-efficiency coils—covers long and medium wavebands and fits into the neat white or brown Bakelite cabinet—limited quantity only. All the parts, including cabinet, valves in fact, everything, £1/10/-, plus 3/6 post. Constructional data free with the parts, or available separately 1/6.

THERMOSTATS



2 1/2in. x 1in. x 1 1/2in. high.

Useful for the control of appliances such as convectors, gluhpots, vulcanisers, hot plates, etc. Adjustable to operate over temperature range 50-550 deg. F., fitted with heavy silver contacts. 1 1/2 amp. 3/6; 5 amp. 8/6; 2 amp. QMB, 5/6; 15 amp. MB, 15/-, 15 amp. wall mounting type 19/6.

ELECTRONIC PRECISION EQUIPMENT LTD.

266 London Road, Croydon. Phone: CRO 6558. Half-day Wednesday.

42-46 Windmill Hill, Ruislip, Middlesex. Phone: RUISLIP 5780. Half-day Wednesday.

152-153 Fleet St., E.C.4. Phone: FLEET 2833. Half-day Saturday.

29 Stroud Green Road, Finsbury Park, N.4. Phone: ARCHWAY 1049. Half-day Thursday.

Post Orders should be addressed to E.P.E. LTD., Dept. 2, 66, GROVE ROAD, EASTBOURNE. All enquiries to Eastbourne address and please enclose S.A.E., terms are cash with order.


THE LINEAR 'DIATONIC'

A HIGH FIDELITY ULTRA LINEAR AMPLIFIER WITH INTEGRAL PRE-AMP

A special feature is the compactness of the unit. Full advantage has been taken of latest component miniaturisation developments to produce a 10-watt Hi-Fi push-pull amplifier incorporating tone control preamplifier stages within the measurements of 9x7x6½in.

In addition two high impedance input sockets are provided for microphone and gram, etc. Each input has its associated vol. control, five B.V.A. valves are employed ECC83, ECC83, EL84, EL84, EZ81.

H.T. and L.T. power supply point is included for a radio tuner.



SIZE ONLY 9-7-6½ins.

Weight: 12½lb. Power consumption 90 watts For 200-230-250v. 50 c.p.s. A.C. mains. Outputs for 3 and 15 ohm speakers.

Chassis stoved Grey—Blue hammered finish.

Attractive Cover with Chromium carrying handles now available at 17/6.

From your local stockist or, if in difficulty, direct from us. Send S.A.E. for descriptive literature.

TRADE AND EXPORT ENQUIRIES

to

L45 MINIATURE 4/5 WATT QUALITY AMPLIFIER
 Size only 6x5x5½in. high. 12 d.b. Negative Feedback. Sensitivity 30 m.v. for full output. 3 Mullard valves. ECC83 Twin Triode, EL84 Power Output, EZ80 Rectifier. Separate Bass and Treble Controls. For 200—250v. 50 c.p.s. A.C. Mains. An ideal unit for use with Gram. or 'Mike.' Output matching for 2—3 ohm speakers. Retail Price £5/19/6.

LT/45 TAPEDECK AMPLIFIER
 A complete unit ready for connection to 200—250v. 50 c.p.s. A.C. Mains, 2—3 ohm speaker and practically any make of Deck. Negative feedback, equalisation adjustment by multi-position switch for 3½, 7½, 15in. per sec. Retail Price 12 Gns.

LG3 2/3 WATT GRAM AMPLIFIER
 Overall size 6½x4½x2½in. For 200—250v. 50 c.p.s. A.C. Mains. Controls: Tone/Mains 'On-Off' and Volume. Output for 2—3 ohm speaker. 49/9.

LINEAR PRODUCTS LTD.

FREQUENCY RESPONSE
 ± 2 d.b., 30—20,000 c.p.s.

MAXIMUM POWER OUTPUT
 In excess of 14 watts.

RATED OUTPUT 10 WATTS.

SENSITIVITY
 Volume (1) 22 millivolts for rated output.
 Volume (2) 220 millivolts for rated output.

TREBLE LIFT CONTROL
 Continuously variable + 6 d.b. to -13 d.b. at 12,000 c.p.s.

BASS CONTROL
 Continuously variable + 13 d.b. to -18 d.b. at 50 c.p.s.

HUM LEVEL
 Referred to maximum output and including integra pre-amp -60 d.b.

HARMONIC DISTORTION
 0.19% measured at 6 watts.

NEGATIVE FEEDBACK
 Total 32 d.b. including 24 d.b. in main loop.

5-9 MAUDE STREET, LEEDS, 2.
 Tel. 23116

Estd. **L.R.S.** 1925

EASY TERMS

LEAK QUALITY EQUIPMENT
for the Connoisseur

THE LATEST
"TL/12 PLUS" POWER AMPLIFIER
 and the
"VARISLOPE III" PRE-AMPLIFIER

are designed to give the highest possible fidelity from records, radio and tape.


OTHER LEAK PRODUCTS "Trough-Line" F.M. Tuner Point
 One Pre-amplifier Dynamic Pickup

TUNERS: Chapman · Lowther
LOUDSPEAKERS: Goodmans · Tannoy · Wharfedale
TRANSCRIPTION MOTORS: Collaro · Connoisseur · Garrard, etc.
 All the above—in fact all QUALITY EQUIPMENT is available on EASY TERMS. Immediate delivery on most items.
SMALL DEPOSIT secures, balance plus 5% interest payable in 9 equal monthly instalments or
50% DEPOSIT and balance plus 10% interest payable over 18 months or 24 months if required.

We pay carriage and cratage on all items.
 Send us your requirements. We will quote by return.

The L · R · SUPPLY COMPANY, LTD.
 BALCOMBE (Tel : 254) SUSSEX.

EDDYSTONE COMMUNICATION RECEIVERS



Model 840A illustrated
 Cash Prices and Statutory Terms

Model	Cash Price	Deposit	8 Monthly Payments of
820	£31 18 0	£3 14 6	£3 14 6
870	£34 16 0	£4 1 6	£4 1 6
840A	£55 0 0	£6 8 4	£6 8 4
750	£78 0 0	£9 2 0	£9 2 0
888	£110 0 0	£12 16 8	£12 16 8
680X	£120 0 0	£14 0 0	£14 0 0

Cash price if paid in 6 months by Bankers' order.
 Carriage paid per passenger train.

Model 840A is for A.C. or D.C. 110/250 v.; 750 and 680X 110/240 v. A.C. These sets are the choice of the discerning professional and amateur users. Descriptive literature gladly forwarded.
 Latest EDDYSTONE Component Catalogue 1/-



The
Eddystone
Specialists
SERVICES LTD.,


55 COUNTY ROAD, LIVERPOOL, 4
 Telephone: AINTREE 1445 ESTAB. 1935
 CALL US ON TELEX. 62-244.

CATHODE RAY TUBES

In the current 'Cintel' catalogue there are over 200 different cathode ray tubes covering applications in the fields of instrumentation, radar, television and flying-spot scanning apart from special purpose tubes.



Type G 601-C4 (VCRX 434)
High Speed Oscilloscope Tube
 30kV Spiral p.d.a. Response 1500 Mc/s
 Writing speed 10^{10} cm/sec.



CV2342

Example of a precision built tube capable of being replaced in an optical system without adjustment or refocussing.



Projection Tube

Gives 20 x 16 ft. television picture with Schmidt optical system. E.H.T. 50kV. Peak beam current 15mA.


If you are considering the design or manufacture of any equipment employing a cathode-ray tube, why not consult 'Cintel' first. They're bound to have the type you want.

WORSLEY BRIDGE ROAD
LOWER SYDENHAM · LONDON SE26

A Company within the Rank Organisation Ltd. **HITHER GREEN 4600**



A NEW aid for electronic training schools The I.A.L. STUDENTS PANEL



With their wide experience of training students in electronics in many parts of the world, I.A.L. have developed a new teaching aid which is proving of great value in schools, laboratories and wherever training in electronics is undertaken.

By means of the I.A.L. Students Panel, hundreds of different electronic experiments can be conducted and time spent on building and checking circuits is reduced to an absolute minimum. A student can wire any circuit on the Panel in a few minutes and as the chart is under the circuitry he is able to study the operation of the valve and circuit as the experiment is carried out and the instructor can quickly check the wiring. Furthermore, the life of components is considerably prolonged as they are not soldered.

For full particulars please write to:

INTERNATIONAL AERADIO LIMITED

40 PARK STREET, LONDON, W.1.

Telephone: HYDE PARK 5024.

Cables: INTAERIO, LONDON.

THE WORLD'S GREATEST BOOKSHOP

FOYLES

★ ★ FOR BOOKS ★ ★

FOR ALL YOUR

Technical Books

Foyles have departments for Gramophone Records, Stationery, Handicraft Tools and Materials, Music, Magazine Subscriptions, Lending Library.

119-125 CHARING CROSS ROAD, LONDON, W.C.2

Gerrard 5660 (20 lines) ★ Open 9-6 (Thurs. 9-7)

Nearest Station: Tottenham Court Road

TRANSFORMERS

COILS

LARGE OR SMALL QUANTITIES

CHOKES

TRADE ENQUIRIES WELCOMED

SPECIALISTS IN

FINE WIRE WINDINGS

MINIATURE TRANSFORMERS, PICK-UP, CLOCK AND INSTRUMENT COILS, ETC. VACUUM IMPREGNATION TO APPROVED STANDARDS

ELECTRO-WINDS LTD.

CONTRACTORS TO G.P.O., M.O.S., L.E.B., ETC.

123-5-7 PARCHMORE ROAD, THORNTON HEATH, SURREY

LIVINGSTONE 2261

EST. 1933

JASON VALVE RETAINERS

★ *Plated*
★ *3 Sizes*

FOR IMMEDIATE DELIVERY

FOR USE ON CONVENTIONAL CHASSIS AND PRINTED CIRCUITS

Jason plated Valve Retainers fix into the hollow rivet holes of chassis-mounted valve holders of any thickness, or into two $\frac{1}{8}$ " holes on printed circuits. Special lengths are supplied for the latter. In 3 sizes: ECF. 80, EF. 80 and EL. 84. For immediate delivery.

10/- per sample 100

£3.10.0

per 1,000

★ Trade enquiries to the makers

THE JASON MOTOR & ELECTRONIC CO.,

328, CRICKLEWOOD LANE, LONDON, N.W.2 Phone: SPE 7050.





Mullard

DH3-91

Low voltage operation

The DH3-91 will operate at voltages as low as 350V. A new screen process allows the tube to be operated at this unusually low voltage without the disadvantages of screen charging effects.

Automatic beam focusing

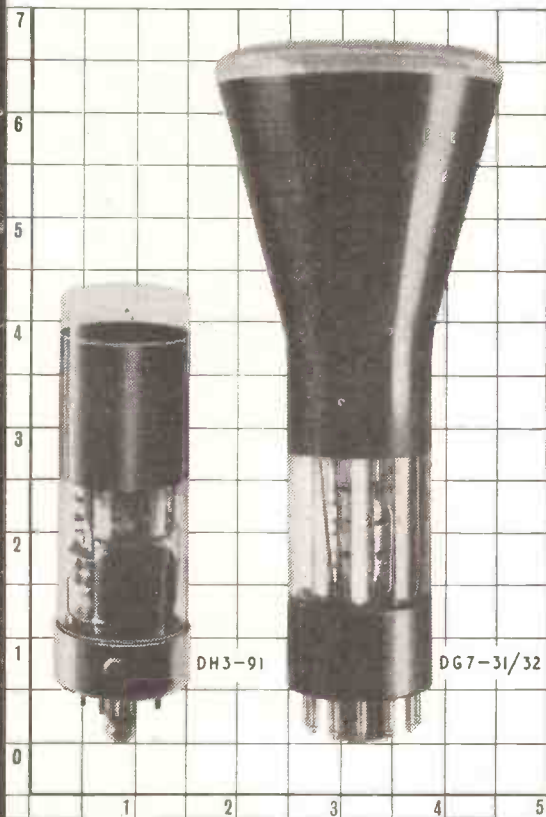
The useful screen diameter is one inch and no focus potentiometer is required. The extremely simple circuit requirements of the DH3-91 together with its very short length of only 4½ inches (max.) make possible the provision of economic monitoring facilities in a wide variety of applications. Full data and circuit information are available on request.

Heater 6.3 volts, 0.55 amp.

Typical Operation

Va1+a3	500V
Vg	-8 to -27V
Sx	0.19 mm/V.
Sy	0.22 mm/V.

Low Voltage Cathode Ray Tubes



scale in inches.

DG7-31/32

DG7-31 (*Asymmetrical Deflection*)
 DG7-32 (*Symmetrical Deflection*)

In applications where more detailed information is required than can be provided by the one-inch DH3-91, such as in larger oscilloscopes or in the monitoring of more complex waveforms, the three-inch diameter DG7-31 and DG7-32 are outstanding. The screen phosphor is burn-resistant and the tubes will operate with a final anode voltage of 400V. Both the DG7-31 and DG7-32 are only 6½ inches long.

Heater 6.3 volts, 0.3 amp.

Typical Operation

Va1+a3	500V
Va2	0 to 120V
Vg	-50 to -100V
Ia2	-15 to + 10µA
Sy	0.39 mm/V
Sx	0.25 mm/V

Line width (measured on a circle of 50 mm diameter with Va1+a3=500V and It=0.5µA) 0.5 mm



MULLARD LIMITED
 MULLARD HOUSE
 TORRINGTON PLACE
 LONDON WCI

Mullard

COMMUNICATIONS AND
 INDUSTRIAL VALVE DEPARTMENT

BELCLERE Transformers



Shown above is a 200 mw transistor amplifier using a TCC printed circuit AND a pair of Belclere Transformers. Manufacturers are invited to write for Technical data covering full range of Belclere Transformers all at highly competitive prices.

THE BELCLERE COMPANY, 117 High Street, Oxford

Telephone: Oxford 3432

*Train for a Wonderful future
in RADIO &
TELEVISION...*

...with E.M.I.

Radio and Television techniques are continually advancing and their applications ever increasing. These fields offer to the trained technician a career with an assured and remunerative future. Here is your opportunity to enter for:—

1 YEAR COURSE Full-time day course in the Principles and Practice of Radio and Television. Mainly designed for the training of Radio and Television Servicing Engineers. Next course commences on 7th January 1958.

**THE E.M.I. COLLEGE
OF ELECTRONICS**



Dept. 127, 10 Pembridge Square, London, W.2.
Telephone: BAYswater 5131/2

The College is part of the E.M.I. Group... Britain's foremost electronic engineers... Pioneers of the world's first public television service.

1A61

TELENG

REGD. TRADE MARK

SIGNAL LEVEL METER

Type SL 3/B

A battery operated valve voltmeter for measurement of Television, Television Sound and F/M signals as would appear at the down lead end of Aerial Installation or on Cabling of Wired Television or Communal Aerial Systems.

WITH THESE ADVANTAGES

- ★ Turret channel selection.
- ★ Audible signal recognition.
- ★ Free from interference injection via input.
- ★ Probe unit for cable measurements with minimum mismatch.



List M3 gives full details and will be forwarded on request.

RANGE: 25 μ V to 25 mV in three (attenuator) ranges, or with probe—250 μ V to 250 mV. Frequency coverage: 40—220 mc/s (Bands 1, 2 & 3).

TELEFUSION ENGINEERING LIMITED

'Teleng Works,' Church Road, Harold Wood, Romford, Essex.

Ingrebourne 2901

important change in Trading Policy

ONLY BONA-FIDE TRADE SUPPLIED

Private customers should purchase
TV spare from local dealers insisting
on Direct TV Replacements for speed
and reliability.

ask your local dealer for
"NURAY"

The Cathode Ray Tube Booster
Isolater that just plugs in.

Nuray is suitable
for A.C. parallel
heater sets only.



27/6
Retail

NOTE OUR NEW ADDRESS & TELEPHONE NUMBER



Replacements

138 LEWISHAM WAY, NEW CROSS, S.E.14

Telephone: TIDeway 6666-8

Grams: Flibak, London.

ASK ARTHURS FIRST

LARGE STOCKS OF VALVES and C.R.T.s. METERS,
Avo, Advance, Taylor, and Cossor Oscilloscopes in
stock. AMPLIFIERS, Leak, Trix & Quad. GRAM
UNITS, Garrard & Collaro. Collaro TRANSCRIPTION
UNIT 2010PX.

LOUDSPEAKERS, Goodmans, Wharfedale, WB
Tannoy and leading makes. PICK-UPS and STYLI
of most makes. TAPE RECORDERS, Grundig, Philips,
Truvox, Playtime & Ferrograph.

LATEST VALVE MANUALS

Mullard, 10/6; Osram & Brimar No. 6, 5/- each;
Osram Part 2, 10/-.

Postage 9d. each extra.

PARTICULARS ON REQUEST


Terms C.O.D. OR CASH with order.

Arthur's
PROPS: ARTHUR GRAY, LTD.

EST.
1919

GRAY HOUSE, 150-152 CHARING CROSS ROAD, LONDON, W.C.2
TEMPle Bar 5833/4 and 4765 Cables: TELEGRAY, LONDON

A few
examples



from
our



standard range . . .



we




invite

your enquiries

for


transformers



chokes and

coils made to your

special requirements



P.A.M Ltd

MERROW · GUILDFORD
SURREY

Tel.: Guildford 2211


(One of the group of companies associated with the
Southern Areas Electric Corporation Ltd.)

COMMERCIAL TELEVISION CONVERTER

SUITABLE ANY T.V. using lower side band NO ALTERATIONS TO SET

Complete with built-in power supply, 230-250 v. A.C. mains. Case 5 1/2 in. long, 3 1/2 in. wide, 4 1/2 in. high. Incorporating gain control and band switch.


£3/19/6 Plus Post & Packing 2/6. HIRE PURCHASE TERMS AVAILABLE. 3 element folded dipole I.T.A. loft AERIAL, 15/- P. & P. 2/-. Co-ax. cable 8d. yard.



Illustrated with cover removed

Coverage 120 Kc/s.-230 Kc/s., 300 Kc/s.-900 Kc/s., 900 Kc/s.-2.75 Mc/s., 2.75 Mc/s.-8.5 Mc/s., 8 Mc/s.-25 Mc/s., 16 Mc/s.-55 Mc/s., 24 Mc/s.-51 Mc/s. Metal case 10 1/2 in. x 6 1/2 in. x 4 1/2 in. Size of scale, 6 1/2 in. x 3 1/2 in. 2 valves and rectifier. A.C. mains 230-250 v. Internal modulation of 400 c.p.s. to a depth of 39 per cent., modulated or unmodulated R.F., output continuously variable 100 milli-volts, C.W., and mod-switch, variable A.F. output and moving coil output meter. Grey hammer finish case and white panel. Accuracy plus or minus 2%.

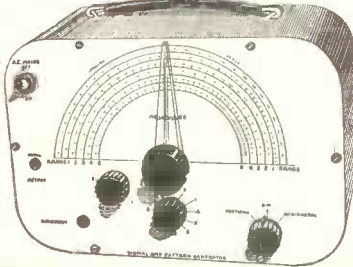
SIGNAL GENERATOR



£4/19/6 or 24/- deposit and 3 monthly payments 25/- P. & P. 4/8 extra.

SIGNAL & PATTERN GENERATOR

Coverage 7.6 Mc/s.-210 Mc/s. in five bands, all on fundamentals, slow motion tuning audio output, 8 vertical and horizontal bars, logging scale. In grey hammer finished case with carrying handle. Accuracy ± 1% A.C. mains 200-250 v.



£6/19/6 P. & P. 5/6. Or 22/- deposit, P. & P. 5/6 and 4 monthly payments of 27/6.

COMPLETELY BUILT PORTABLE AMPLIFIER

Approx. size 6 1/2 x 2 1/2 incorporating 2 valves, contact-cooled metal rectifier, bass and treble lift controls and double wound mains transformer **39/6** Plus P. & P. 230-250 v. 8/6

5" P.M. SPEAKER AND O.P. TRANSFORMER if purchased with the above 19/6. Plus P. & P. 1/6.

COLLARO 4-SPEED AUTOMATIC CHANGER

Model 456. A.C. Mains 200/250v. Turnover crystal head. Brand new. **£8.19.6** Fully guaranteed. (Suitable for use with above amplifier.) P & P. 5/-. Or £3 deposit plus P. & P. 5/- and 6 monthly payments of £14/-.

AC/DC MULTI-METER KIT

Comprising 2 1/2 in. moving coil meter, scale calibrated in A.C./D.C. volts, ohms and milliamperes. Voltage range A.C./D.C. 0-10, 0-100 and 0-500 Milliamps 0-10, 0-100; ohms 0-10,000 Front panel, range switch wire wound pot (for ohms zero setting), two toggle switches, resistors and meter rectifier.

Complete in case, grey hammer finish. **19/6** P. & P. 1/6. Point to point wiring diagram 1/-, free with kit.

4 VALVE ALL-DRY SUPERHET PORTABLE KIT

incorporating ferrite rod aerial Medium and long waves. In grey leatherette Size 9 in. x 7 in. x 6 in. Valve line up IT4, IR5 IS5, 3V4. Complete kit of parts (less batteries) **£5/19/6** Plus 3/6 Post and Packing.



RADIO AND T.V. COMPONENTS (ACTON) LTD.
23, ACTON HIGH STREET, LONDON, W.3
GOODS NOT DISPATCHED OUTSIDE U.K.

All good 'Labs' use Radiospares

quality components for design development and prototype work

Service Engineers!

Remember - Radiospares components are delivered absolutely "by return"

-ARMY SIGNALLING LAMPS-

12 volt, in metal container with carrying strap. Contents: 3 spare bulbs, operator's lamp and spare bulbs, Morse key, plugs and 3 coloured screens (red, green amber).



12/6 P. & P. 2/6



12 VOLT RECEIVERS type 1125d

Contents: two 9D2 valves, 3-1 intervalve transformer, one mu-metal multi-ratio transformer etc.

10/- P. & P. 2/-

CHARTBOARD ANGLE LAMP

With clip-on end. Suitable for Colleges, Offices, Draughtsmen, etc. Bayonet fitting Globe.

£1.0.0 P. & P. 2/-

U.S.A. Dynamotors, Type D/M53A, 24 v. input, 220 v. D.C. output. £1. P. & P. 2/6




A. PRESTON & SONS
186 Sussex Way, London, N.19. Phone: ARCHway 5951

SOMETHING DIFFERENT BRILLIANT HI-FI AT LOW OUTPUT

TECHNICAL SPECIFICATION

- ★ **Controls.** Bass, "Cut and Boost," Treble, "Cut and Lift," Volume, Switch, L.P. STD. Radio.
- ★ **Output Trans.** Specially wound Parmeko. Parmeko Mains Trans.
- ★ **Valves.** Mullard E.F.86.EL.84.EZ.80.
- ★ **Laboratory Test.** Total harmonic distortion better than 1% at 3 watts. Frequency Response flat within ± 1 dB, relative to 1 KC/S from 40 C/S to 25 KC/S.
- ★ **Tone Controls.** Maximum Treble Cut approx. 14 dB at 10 KC/S. Maximum Bass Boost approx. 15 dB at 80 C/S.
- ★ **Sensitivity.** 100 MV. for 3 w. output.
- ★ **Hum and Noise Levels.** At least 70 dB below 3 W.
- ★ **Overall negative feed back** 26 dB.
- ★ **Output.** 4 to 6 watt according to input.



THE TRUCHORD "MINUETTE" HIGH FIDELITY RECORD AMPLIFIER

Chassis size: length 9½ in., breadth 7½ in., height 5 in. Mains Supply 110 volts to 250 volts A.C. 50 cycles. Price 12 gns. (Including Matching Unit and integral control panel.)

SPECIAL FEATURES

- ★ Plug in Matching Unit allowing variable matching for any type of pick-up head.
- ★ Direct input sachet for Radio, Tape Recorder, etc., or for maximum gain for multiple speaker systems.
- ★ Input via matching and equaliser networks for L.P. or STD. recordings.
- ★ Available in either 1.5 ohms, 3 ohms or 15 ohms impedance output.
- ★ Set of four continental type knobs in coffee brown with gold inserts 5/6 extra.
- ★ Calibrated Eschutcheon plate in old gold finish 4/9 extra.

The "Minuette" has been designed to cater for the increasing demand for a small, compact Hi-Fidelity Amplifier, giving perfectly balanced reproduction at comfortable home listening level. With the choice of a good quality Gramophone Unit and Pick-up Head and Loudspeaker system, the connoisseur may satisfy his most exacting requirements at a very moderate cost.

TRUCHORD LIMITED

82 GT. PORTLAND ST. LONDON W.1.

Phone: MUSeum 7674



EXCELLENT REPRODUCTION

with the **LOCKWOOD** Standard Loudspeaker Cabinet

The Lockwood Standard Loudspeaker Cabinet has been designed to give reproduction of a very high order and can be "tuned" to suit any combination of L.S. Units.

Accepted as a standard for high-quality monitoring by broadcasting, television and recording studios throughout the world, this cabinet is also suitable in every way for the home.

*THE LOCKWOOD STANDARD LOUDSPEAKER CABINET has been developed from the Monitoring Loudspeaker Cabinet used by the B.B.C. (B.B.C. Patent No. 696,671).

*Wireless World Nov. and Dec. 1950.

Two versions are available: Major Model...£35 Minor Model...£25

BROCHURE FREE ON REQUEST. EXPORT AND TROPICAL MODELS AVAILABLE. TRADE ENQUIRIES INVITED.

DEMONSTRATIONS BY

City Sale and Exchange Ltd., 93-94 Fleet St., E.C.4, Tele.: FLE 9391-2. Musicraft, 20-22 High St., Southall, Middx., Tele.: SOUthall 3828 and 13 King St., Richmond, Surrey, Tele.: RICHmond 6798.

LOCKWOOD Acoustically Designed Cabinets

RECOMMENDED BY VITAVOX LTD. FOR USE WITH THEIR NEW UNIT

VITAVOX


DU120 DUPLEX COAXIAL

LOCKWOOD & COMPANY (Woodworkers) LTD.,
LOWLANDS Rd., HARROW, MIDDX.



FULL RANGE LOUDSPEAKER

Telephone: BYRon 3704



wavemeter components for the 8-10 mm band

wavemeters and reference cavities, standing wave indicators, attenuators, directional couplers, waveguide switches, isolators, crystal holders, thermistor mounts, drawn or precision electroformed guide, waveguide benches and pillar supports, etc.

All components are based on the standard size WG 22 with internal dimensions of 0.280in. by 0.140in. They are normally fitted with U.K. standard, pressurized, screwed-ring connectors with plain flanges, but choke flanges or U.S.-type flanges are also available. The usual external finish is silver plating flashed with rhodium (satin chrome for benches and pillar supports). All components are made with the necessary high order of precision.

For full details write for catalogue W/W12.

HILGER & WATTS LTD 98 ST PANCRAS WAY, LONDON, NW1 TEL: GUL 5636

Makers of precision scientific apparatus for more than a century

COIL TROUBLE ?

KAYE & CO. of HARROW has the answer to your problem

HIGH GRADE MATERIAL
COMPETITIVE PRICES
PROMPT DELIVERY

KAYE & CO. (Relay Specialists)

11 ST. ANN'S ROAD, HARROW, MIDDLESEX.
Telephone: HARROW 1432.

TESTOSCOPE MAINS TESTER




For high and low voltage testing. Standard Model: range 100/850 volts A.C. or D.C. Dual Model: range 1/30 and 100/800 volts A.C. or D.C.

Write for interesting leaflet 30F. APPLY FOR 16 PAGE BOOKLET. POST FREE 1/-.

Runbaken
MANCHESTER 1

JASON SWITCHED F.M. TUNER

KIT



5 VALVES. SWITCH-TUNED FRONT END SUPPLIED COMPLETE WITH 2 VALVES

When built, this new Jason F.M. Tuner provides choice of the three B.B.C. programmes at the turn of a switch, with a fourth position for "OFF." The Switch Tuned Front End is supplied wired, tested and aligned, complete with 2 valves and station-indicating plate. Chassis ready punched. In conformity with all Jason F.M. Units, this model is completely stable and offers the highest possible standards of reproduction.

Please send S.A.E. for complete price list.

FROM LEADING STOCKISTS or in case of difficulty
THE JASON MOTOR & ELECTRONIC CO.

328 CRICKLEWOOD LANE, LONDON, N.W.2

Phone: SPEedwell 7050

CONSTRUCTOR'S SWITCH-TUNED KIT including assembled Front End with two valves and all parts as specified and approved **£9.0.0**

SWITCH-TUNED FRONT END with two valves complete **£6.5.0**

(incl. £1/15/- P. Tax.)

Data Publication Book of the Tuner Post Paid 2/3 **2.0**

JASON POWER PAGE KIT **£2.1.9**

CATALOGUE FOR 1957 **L/P** & HANDBOOK

R
E
C
O
R
D

L
I
B
R
A
R
Y

POST 3/- FREE

Also sections on:—

- The care of Long Playing Records.
- The Reproduction of Long Playing Records.
- A Basis for a Record Collection (100 Recommended L/Ps).



FFSS STANDS FOR FACTORY FRESH FOR SALES SERVICE

FFSS announces a new, eight point, high quality, Sales Service operated exclusively by The L/P Record Library. We have long realised that such a service was badly needed by the audio engineer and high fidelity enthusiast.

- FFSS indicates that the record purchased is not only a brand new, guaranteed unplayed, factory copy but that it has been obtained from the makers by special order for the purchaser. Besides being unblemished, the disc is also as up-to-date a pressing as is currently available in this country. This is tremendously important when it is realised that many of the older L/Ps (especially Decca) are currently being re-cut from the master-tapes by the manufacturers with marked improvement in reproduction. FFSS covers all record labels available in this country except H.M.V.
- **GUARANTEE** on all records providing that any fault was inherent in the disc when it left us and has NOT subsequently been induced by faulty equipment or careless handling. Our decision on this is final.
- **STYLUS REPLACEMENT** Diamond or Sapphire—by return of post in most cases.
- **EQUIPMENT AND ACCESSORIES.** Our Reproduction Specialist Mr. C. T. Salisbury will be only too happy to advise personally on the best available within YOUR price range.

If (like us) you love good music and find pleasure in good records, you will (we feel certain) be finding it increasingly difficult to choose from among the many fine L/Ps—just which to add to your collection. Now comes the perfect solution—the chance to borrow the pick of the L/Ps to play AT HOME—ON YOUR OWN GRAMOPHONE. FULL DETAILS OF THIS LIBRARY SERVICE (which costs approx. 1/- per week each L/P borrowed) are included in our Catalogue & Handbook—

- **INSPECTION** before dispatch and only good pressings are chosen.
- **ADVICE** is given when needed and we can supply the best available recording if asked.
- **PACKING** is unique and specially designed. All records are polythene sleeved. No charge for postage and packing on any L/P, M/P or two E/Ps sent within the British Isles (except Eire). (No charge on export orders of £10 or over).
- **SPEED OF DISPATCH** 24 hour service for discs currently and immediately available from the factory.

THE L/P RECORD LIBRARY CLASSICAL

CATALOGUE AND HANDBOOK FOR 1957

COSTS ONLY 3/- POST FREE

(50 cents U.S.A.)

(For Library details without Catalogue, please send large s.a.e. 2d.)

From:— THE LONG PLAYING RECORD LIBRARY, SQUIRES GATE STATION APPROACH, BLACKPOOL, LANCs.

WHY NOT MAKE A TRIAL ORDER NOW... (or send for more details enclosing large s.a.e. 2d.)

The living truth in sound

Spectone
FIVE-FIFTEEN
AMPLIFIERS



The WINDSOR POWER AMPLIFIER with PRE-AMPLIFIER

Volume Control, Bass and Treble Controls and Input Selector Switch on chassis. Two inputs; one for radio tuner or pre-amplifier and the second for a pick-up. Treble Control continuously variable from +16db to -15db at 10 Kc/s. Bass Control continuously variable from +18db to -12db at 20 c/s.

£24/17/6

Based on the famous Mullard 5-10 circuit, this equipment represents a marked advance in high-quality amplifier design and construction, as incorporated in the Spectone Stereophonic Reproducers.

Write for descriptive leaflet with full technical specifications


SPECTO LTD. Vale Rd Windsor

Calling Hi-Fi perfectionists . . .

Sound realism
at your fingertips by



Model H 11. A combined and self-powered AM/FM Tuner, Control Unit and Audio Pre-Amplifier, designed in every detail for outstanding performance. Seven channel selector matching to L.P. and 78 r.p.m. records and tape replay. FM(VHF), short, medium and long wavebands. Bass and treble controls giving 15 db lift and cut with indicated level response position. Developed



to the requirements of connoisseurs of the higher sense of sound.

Price: £29.3.10 (tax paid)

distinctly



. . . quality products

THE DULCI COMPANY LTD., 97-99, VILLIERS ROAD, LONDON N.W.2. WILLESDEN 6678/9

For safe and easy handling of all records. Prevents fingerprints, scratches and accidental damage. Leaves no marks and does not touch music lines. Operated quickly and conveniently with one hand. Precision made, chromium plated and fitted with internal return spring.



As supplied to the B.B.C. and used by leading record and broadcasting companies and thousands of private collectors throughout the world. Price 18/6, from your dealer, or

MIRAGRIP
PATENT APPLIED FOR

CLAROVox PRODUCTS LTD
465, Walsgrave Rd.
COVENTRY

BAND III CONVERTOR

for ANY SET in ANY AREA

This unit has been widely used since I.T.A. Transmissions began to convert all types of sets, Superhet and T.R.F., to receive on Band III.

Unlike many other convertors this unit is small enough to be fitted inside your cabinet, enabling the job to appear finished and perfectly safe for all to use.

The wiring is simple to follow, and alignment is not difficult.

- IT will convert any set, any age, T.R.F or Superhet.
- IT includes station switching.
- IT provides pre-set contrast balancing.
- IT uses only one aerial input for both bands.
- IT provides manual tuning on Band III.
- IT is totally screened
- IT completely rejects unwanted signals.
- IT requires no additional power supply where either 6.3 v. or .3 amp. heater is available.

CONVERTOR wired and aligned with fitting instructions	£3 10 6
KIT complete in every detail, less knobs	£2 10 6
KNOBS each	1 0
CIRCUIT and instructions in detail (free with kit)	1 6
KITS made up by customers checked and aligned, including post	12 6

When ordering please state present B.B.C. Station and I.T.A.

Orders over £2 post free.

C. & G. KITS

**285, LOWER ADDISCOMBE ROAD
ADDISCOMBE, CROYDON, SURREY**

Phone: ADDiscombe 5262



M A S T E R P I E C E . . .
 Enthralling eloquence and emotion, the hushed tension of the dramatic moment, the rapture of the last long note . . . Mastertape alone captures the true beauty of the human voice in speech and song.

Mastertape

MAGNETIC RECORDING TAPE BY

MSS RECORDING CO. LTD., Colnbrook, Bucks.
 Telephone: Colnbrook 2431



Mastertape and MSS recording equipment are in regular use by many exponents and connoisseurs of fine music. Their preference proves that you too will find Mastertape a masterpiece!


PIRTOID

SYNTHETIC RESIN BONDED LAMINATE

brings you
MATERIAL SOLUTIONS
to your
CURRENT PROBLEMS



. . . because the range of PIRTOID Paper and Fabric base laminates affords all the machining qualities needed with consistent uniform dielectric and mechanised strength. Read this booklet, sent gladly on request.





H. CLARKE & CO. (MANCHESTER) LTD
ATLAS WORKS, PATRICROFT, MANCHESTER
 Tel. No. ECCLES 5301-2-3-4-5

WHAT are the frequency allocations for: Industrial, scientific and medical; Amateurs; Radio-sonde; Surveillance Radar ?

HOW do you find the dynamic resistance of a tuned circuit ?

WHICH is the best method of fitting two or more television receivers to one aerial ?

WHEN should one apply for a licence to operate radio-controlled models ?




The answers to these and many other questions will be found in the WIRELESS WORLD DIARY. It contains an 80-page technical and general reference section and diary pages of a week-to-an-opening. An invaluable companion for the radio man, designed to fit—and to suit—the pocket!

Day-to-Day Diary - Formulae - Licence Regulations - VHF Symbols, etc.
Inc. P.T.: Rexine 4s. 6d. (O'seas 3s. 9d.) Leather 6s. 3d. (O'seas 5s. 3d.)

From Stationers, Booksellers and Dealers

Published by T. J. & J. SMITH Ltd., in conjunction with
"WIRELESS WORLD," DORSET HOUSE, STAMFORD STREET, LONDON, S.E.1

Wireless World
Diary 1958
has all the
answers!



48 HOUR PROTOTYPE SERVICE

EARLY DELIVERY OF HIGH STABILITY RECTIFIERS to any rating.

AUTOMAT MOORSIDE, SWINTON, MANCHESTER. Tel.: SW1 4242
CW 4352



HIGH QUALITY TAPE RECORDING EQUIPMENT

OUR RANGE OF TAPE DESKS

Model 5D (Taking up to 10 in. reels)	£50. 0. 0
Model 5CL " " " 9 in. "	£47. 10. 0
Model 5CS " " " 9 in. "	£45. 10. 0
Model 5B " " " 7 in. "	£42. 0. 0

All with two speeds, 3 3/4 and 7 1/2 i.p.s. Three half track heads. Three heavy duty motors. Desks also available fitted with stereophonic heads suitable for playing back E.M.I. "Stereosonic" tapes.

OUR RANGE OF MAGNETIC HEADS

HALF TRACK

Standard (.970 in. dia.)	Type 6RP Super Rec/Play
	Type 5RP Rec/Play
	Type 5R Record
	Type T5E Erase
Miniature (15 mm. dia.)	Type M6RP Super Rec/Play
	Type MSR Record
	Type MSE Erase

FULL TRACK (.970 dia.)

Type 6RPF Super Rec/Play
Type 5RPF Rec/Play
Type 5RF Record
Type 5EF Erase

All the above heads are high impedance but low impedance heads can be wound at extra cost.

Two types of fixing stem available. Screening Cans available.

AMPLIFIERS

Our type 10 Record/play amplifiers have an overall frequency response of 30—15,000 cycles within 4 db, unweighted. Details on application. Send for lists. Private and Trade supplied.

BRADMATIC LIMITED

STATION ROAD ASTON BIRMINGHAM 7
Phone: EAST 2881-2 Grams: Bradmatic, Birmingham



AMPHENOL (Great Britain) LTD.


Invite enquiries for engineering data and details of the availability of the well known range of "AMPHENOL" products

AMPHENOL (Great Britain) LTD.

Ormond House, 26/27, Boswell Street, London, W.C.1

Telephone: CHAncery 8956

CABINETS & HI-FI EQUIPMENT



THE CONTEMPORARY. This beautifully made cabinet is oak veneered with mahogany interior and is waxed finished. Available in any shade to order at slightly extra cost.

This cabinet can be fitted with any of the latest Hi-Fi Units.

£10 . 15 . 0


THE SERENADE. Veneered with finest selected walnut, beautifully polished to a medium shade; this attractive cabinet has generous storage space, with board sliding out smoothly on metal rollers.

This cabinet can be fitted with any of the latest Hi-Fi Units.



£12 . 19 . 6

THE BUREAU. This popular bureau cabinet is veneered with the finest selected Walnut and beautifully polished in a medium shade. Designed to accommodate almost any of the many units we have available and to give generous storage compartments.



£16 . 16 . 0

HI-FI CHASSIS

- Empress 9-valve de Luxe AM/FM with 2 speakers..... £27/6/-
- Empress 6-valve AM/FM with speaker £23/2/-
- Empress 6-valve AM/FM de Luxe self-powered Tuner £23/2/-
- Empress 5-valve FM Tuner £13/15/-
- Empress 5-valve AM Chassis £14/5/-
- Armstrong PB409 £29/8/-
- AF105 £37/10/-
- McCarthy 8-valve AM/FM £22/10/-

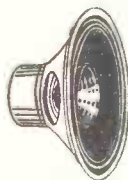


PRE-AMPLIFIER/TAPE DECK. Latest Collaro Magnafon Mk. III, with pre-amplifier and bias oscillator, absolutely complete ready to connect to Radio or Amplifier 36 gns.
Power Pack, extra 4 gns.

GRAMOPHONE UNITS

- | | |
|-------------------------------|-----------------------------|
| Garrard RC98/4 £19/17/7 | Collaro RC457 £9/19/6 |
| RC88/4 £17/18/8 | 4T200 £19/10/- |
| 4SP £8/16/4 | AC4/564 £9/7/- |
| 301 £23/0/1 | B.S.R. UA8 £8/15/- |
| Lenco GL56 £23/7/- | Staar £9/15/- |

HI-FI LOUDSPEAKERS. A small selection of our comprehensive range.



- Goodman's Audiom 60 Bass £9 12 9
- " Axiom 150 Mk II..... £11 5 9
- " Midax..... £11 16 0
- " Trebax..... £6 4 0
- " XO/5000 Crossover £1 19 0
- " XO750/5000 Crossover £6 15 6
- W.B. HF1012 £4 19 9
- " T10 Tweeter £4 4 0

We supply all units and can fit any cabinet with the latest Hi-Fi amplifiers, tuners, transcription units, record changers, speakers, etc. Send for comprehensive illustrated catalogue of cabinets, autochangers, speakers, etc., all available on easy H.P. terms.

LEWIS RADIO COMPANY

120 (Dept. WWN) GREEN LANES, PALMERS GREEN, LONDON, N.13.

Telephone: BOWes Park 1155/6

NO KNOWLEDGE NEEDED TO MAKE THESE!

LOOK!



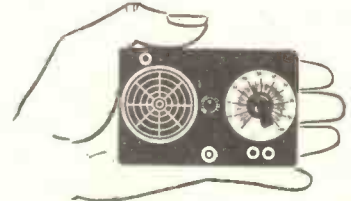
BUILD THIS POCKET RADIO FOR ONLY 37'6

AT LAST! In response to many requests we now present the **DOUBLE TRIODE "SKYPOCKET"**, a beautifully designed preston **POCKET RADIO**. No radio knowledge needed—**EVERY SINGLE PART TESTED BEFORE DESPATCH**—our simple, pictorial plans take you step by step. This set has a remarkable sensitivity due to painstaking design. Covers all medium waves 200 to 550 Metres. Size only 5 1/2 in. x 3 in. x 2 in. In Strong, Transparent case with panel, cover and dial. A really personal-phone pocket-radio with **DETACHABLE ROD AERIAL**. Self-contained all-dry battery operation. Average building time 1 hour. Total Building Cost—including Case, Double Triode Valves, etc., in fact everything down to the last nut and bolt—**ONLY 37/6**, with plans. Postage, etc., 2/-, C.O.D. 2/- extra. (Parts sold separately. Priced Parts List, etc., 1/6) Demand is certain to be heavy—so **SEND TODAY!**




47'6

Build this exceptionally sensitive double triode radio. Uses unique assembly system and can be built by anyone without any radio knowledge whatever in 45 minutes. Handsome black-crackle steel case with specially made black and gold dial with stations printed. Size of radio only 6 1/2 in. x 5 1/2 in. x 3 in. Covers all Medium and Long waves—uses only one all-dry battery. H.T. consumption only 1 to 1.5 mA. Uses personal phone. Ideal for Bedroom, Garden, Holiday, etc. Many unsolicited testimonials. Mr. Norton of Oxted writes: Yesterday evening on the Medium waveband I counted 32 separate stations; I am very pleased with the set, which is well worth the money. **BUILD THE "SKYROMA" NOW!** Total building cost—everything down to last nut and bolt—**47/6** (Postage, etc., 2/-, C.O.D. 2/- extra)—with full set of clear, easy-to-follow plans. (Parts sold separately. Priced Parts Lists, etc., 1/6).



TRANSISTOR SET 47'6

WE'VE DONE IT AGAIN! . . . our design department in response to a great many requests have designed this **"SKYPIXIE" Vest-Pocket TRANSISTOR RADIO** which gives a superb performance, it is highly sensitive. Size only 4 1/2 in. x 3 1/2 in. x 1 in., the weight under 7 oz.—Yet it is a **TWO-STAGE** receiver covering all medium waves, working entirely off a tiny "pen-light" battery, which costs 6d.—fits inside the case—and lasts many months. Uses personal phone and has push-button **LUMINOUS** on/off switch. Every part tested before despatch. **SPECIAL STEP-BY-STEP PLANS for ABSOLUTE BEGINNERS.** Total building cost including case, transistors, etc.—everything down to the last nut and bolt—**ONLY 49/6** with plans. Postage, etc., 2/-, C.O.D. 2/- extra. (Parts sold separately. Priced parts list, etc., 1/6.) As the building cost is absolutely "rockbottom" (it might increase later) **DEMAND WILL BE VERY HEAVY—RUSH YOUR ORDER TO-DAY!**



CONCORD ELECTRONICS

69, PRESTON STREET, BRIGHTON.

Dept. W.W.2.

Orders receive prompt attention. Cheques accepted. Cash on delivery 2/- extra. Please print name and address in block letters. Suppliers to Schools, Universities, Government and Research Establishments. Complete range of components and valves stocked. CALLERS WELCOME. Shop Hours: 9 a.m. to 6 p.m. (1 p.m. Thursday). Regret no goods sent abroad.

EXECUTIVES REQUIRE CHISP, CONCISE REPORTS—DICTATE THOSE DETAILS IN YOUR CAR! VALRADIO DC/AC CONVERTERS MAKE DICTATING MACHINES AND TAPE RECORDER MOBILE



For use too with Record Changers, Radiograms, Electric Gramophones, Television Receivers, and T.V. from country house lighting plants. (Prices according to instrument.)
INPUTS . ENTRADAS
 6, 12, 24, 32, 50, 110 or 200/250V
OUTPUTS . SORTIES . SALIDAS
 110 v. or 230 v. AC 50 or 60 c/s, 30 to 300 w.

Prices DC/AC Converters:
 From £3/18/—for Small Motors.
 From £12/15/—for Radiograms (including 3-speed Types).

Units complete and ready for use. **VALRADIO.** Write for descriptive folder, WW/C. ACCEPTED AS THE STANDARD by RADIO MANUFACTURERS, the Trade and the Aircraft industry.

Les rapports destinés aux chefs de service doivent être rédigés d'une façon bien concise—ditez-les donc dans votre voiture! Les convertisseurs C.C./C.A. "VALRADIO" consentent la mobilité aux machines à dicter et aux enregistreurs sur bandes. Ils peuvent également être utilisés pour chargeurs de disques, appareils combinés, électrophones, téléviseurs, etc., partant d'installations d'électricité, particulières.

Las relaciones destinadas a los jefes tienen que redactarse de modo muy conciso—díctenlas en el coche! Los inversores C.C./C.A. "VALRADIO" les prestan movilidad a las máquinas de dictar y a los grabadores de cinta. También pueden utilizarse para cambiadores de discos radio-combinados, gramófonos eléctricos aparatos de televisión, etc., aprovechando las instalaciones eléctricas privadas.

Specialists in converters since 1937. **VALRADIO LIMITED, BROWELLS LANE, FELTHAM, MIDDIX.** Phone: Feltham 4242/4831
OVERSEAS ENQUIRIES TO—DEMANDES D'OUTRE-MER A:—
TODA INFORMACION DE EXPORTACION HA DE PELIRSE A:—
E.M.I. SUPPLIES LTD. HAYES MIDDLESEX ENGLAND

TECHNICAL TRADING CO.

GERMANIUM CRYSTAL DIODES, famous make, tested, 9d. p. & p. 3d., 8/- doz.
 B.S.R. L.F. SIGNAL GENERATORS, tested, £12/10/-, 250 v. 250 mA RECTIFIERS, Selenium 1/2 wave, 110-200 ma. 275 vvr. Caps. 5/6. 1 MEG. POT. D.P. svr. 3/4in. ep., small 3/6. MIDGET CERAMICS, Tubular 10, 20, 50, 300, 3,000 pF., 5/- doz. 32 x 32 250 v. 2/6. 16 x 16 350 v. 3/6. GOODMANS P.M. SPEAKERS, 9in., 17/-, 6 1/2in., 18/-, 7 x 4, 17/6, 8in. (F.M. Quality), 22/6. 10 x 6. 26/-, 10in., 25/-.

13-CHANNEL CONVERTERS ! Unrepeatable opportunity, complete instructions, makers' sealed cases, no extra coils required, easily adapted most sets, beautiful Bakelite cabinet or internal mounting model, each £3/15/-.

COSSOR GANGING OSCILLATORS (Wobblers), all wave, 200/250 v. A.C., checked and tested, £9/10/- 2 1/2in. SPEAKER 33, ex new eqpt., 15Ω. smallish magnet, 9/6

T. V. TUBES (Used) 14in. £5. 17in. £7. Carr., ins., 12/6. 12 months guarantee (6 months free replacement, 6 months half cost). Many satisfied customers.

10 INCH CABINET SPEAKERS. Anti-boom lined, 29/- ARDENTE 12 VOLT AMPLIFIERS, 10/15 w., ECC31, ECC31, p.p. E135's. Very compact, ideal Street Broadcasts, complete, untested, £4/10/-. MAINS DITTO, by Parmeno, untested, £4/15/-. VITAVOX RE-ENTRANT SPEAKERS, excellent for outside work. Single 19/-, Double-ended 29/- 14in. TABLE T.V. CABINETS, complete, mask, glass, for speaker 7 x 4, 29/-.

12v. 4a. RECTS. Full wave iron selenium heavy compact type (25 doz.) **9/6**

POWER PACKS, 230 v. A.C. supply, two separate adjustable outputs, each 375, 550 or 820 v., 200/250 ma., double smooth. Also 4.3 v. 5 a. Top quality, sealed transit cases less valves, £6, or with four 5U4G valves, £7. NIFE BATTERIES, 45 a.h., unused, sealed bangs, 9 cell, £4. 10 cell £4/8/- or £7/10/- per pair (34 volts).

TRANSISTORS! A.F. YELLOW AND GREEN SPOT (outputs up to 250 m.w.) **10/-**
TRANSISTORS! R.F. TYPE WHITE SPOT. Guaranteed **14/-** satisfactory.

GUARANTEED RADIO VALVES, BOXED, 24-HOUR SERVICE (all other types advertised last month still available)

5U4G	5/6	6J6	5/-	12AU7	7/-	ECC31	9/-	EF91	7/-
6BA6	6/6	6L6	8/-	12SK7	5/6	ECC82	7/-	EY51	10/-
6BE6	6/9	6SN7GT	5/9	25LGT	3/6	ECL80	8/6	N78	11/-
6C4	4/9	6V0GT	6/-	EB34	1/6	EF50	2/6	SP41	2/6
6J5G	3/-	6X4	6/-	EB33	7/-	EF80	8/-	SP61	2/6

SEND S.A.E. FOR SPECIAL LIST
 All items less 5% and post free for a dozen or more.
 Postage 1/- in £1 (1/9 in £1 Speakers/Trans.). Min. 6d. No C.O.D.
100 TELEVISION SET BARGAINS TO CALLERS AT:—
350/352, FRATTON ROAD, PORTSMOUTH



G-V

THERMAL RELAYS

A new kind of timing and sensing element, rugged and precise, and having exceptional operational and environmental characteristics.

HERMETICALLY SEALED—AND STILL ADJUSTABLE

TIME DELAY TYPES
Covering 0.1—300 sec. Also instant reset.

VOLTAGE AND CURRENT SENSING TYPES
Covering 15mA—5A and 2—230V. Differential <1%.

Ambient Range: -70° C. to +125° C.
Excellent vibration and shock resistance.
Energization: D.C. or A.C. of any frequency.
Weight: 1-1½ oz. Mountings: B7G, Octal and Flange.

Technical Folder from:
MERCIA ENTERPRISES LTD.
Godiva House · Allesley Old Road · Coventry.
Phone : 2279

THERE IS EQUIPMENT OF ALL KINDS AT 189

AMPLIFIERS, TUNERS, KITS

Tele-Radio Williamson	£25 0 0
Tele-Radio Economy Pre-Amp	£6 16 6
Osram 912 (with pre-amp)	£24 8 2
Jason F.M. Tuner (less valves) ...	£5 5 0
Jason Fringe Area Model (less valves)	£6 0 0
Jason Switched Tuner (with two valves in front end)	£9 0 0
Jason Power Pack	£2 1 9

(Send S.A.E. for Lists on above as required.)

COMPLETE EQUIPMENT

Leak TL.12 Plus	£18 18 0
Leak Varislope Mk. III	£15 15 0
Rogers Mk. III Control Unit	£12 0 0
Pilot HFA/12 Amplifier	£21 0 0
Pilot HFC/12 Pre-Amp	£16 16 0
Quad II Amplifier	£22 10 0
Quad Control Unit	£19 10 0
Rogers F.M. Tuner	£24 17 0
Leak F.M. Tuner	£35 10 0
Jason Perfect Switched F.M. Tuner	£15 12 9
Jason J.10 Amplifier	£22 10 0
T.S.L. F.M. Tuner	£17 10 0

● VALVES, COMPONENTS, ACCESSORIES, MATERIALS, BOOKS AND SERVICE

Our 56-page catalogue with latest additions of value to all who build and listen. 1/3 post paid.

At Tele-Radio (1943) Ltd. you can select from London's largest and most varied ranges of stocks for the constructor and the **SERVICE** covers everything possible from same-day service on orders received by post, beautifully equipped demonstration room and unbiased advice to supplying items you just cannot buy anywhere else. You will find the staff helpful and knowledgeable in everything to do with audio-electronics. You will find up-to-date stocks as well as spares and replacements for less modern equipment. Write or call, you will most likely find just what you want at 189 first.

SPEAKERS, PICKUPS, MOTORS.

Westrex complete in cabinet	£169 0 0
Acoustilens HF Unit	£69 17 0
Bass 20/80 Unit	£33 15 0
Dividing Network	£13 10 0
Complete Kit of Speakers and drawings	£116 2 0
Wharfedale AF/10 Enclosure for 10in. speakers	£15 15 0
Wharfedale Golden 10/FSB	£8 14 11
Wharfedale SFB/3	£39 10 0
Tannoy Canterbury 12in. D.C.	£57 15 0
Tannoy 12in. Dual Concentric	£30 15 0
G.E.C. Metal Cone Speaker	£9 5 0
G.E.C. Presence Unit	£3 9 6
Simon Cabinet Speaker	£31 10 0
W.B.1012	£4 19 9

Full ranges by Wharfedale, Goodmans, etc.
Leak Pick-Up with one head (diamond) £13 16 5 || Garrard TPA/10 P.U. with Trans. | £15 9 4 |
Goldring 600 Cartridge	£11 13 6
Goldring 500 Cartridge	£3 9 6
Connoisseur with diamond head	£12 15 6
Collaro Trans. with PX head	£5 7 5
Collaro 4T/200 Trans. Motor	£14 18 0
Garrard 301	£26 8 3
Connoisseur	£28 11 0
B.J. Arm	£3 2 11

TAPE

Tele-Radio Masterlink M.2 Record/Pre-amp Unit, powered	£28 7 0
Ferrograph 3AN	£82 19 0
Ferrograph 3AN/H	£90 6 0
Wearite 3A Deck	£35 0 0
Wearite 3B Deck	£40 0 0
Vortexion 2A	£92 4 0
Brenell Recorder	£55 13 0
Brenell Deck, Mk. IV	£23 2 0
Ditto with Rev. Counter	£24 12 0
Film Industries Ribbon Mic.	£8 15 0
Simon "Cadenza"	£13 7 6
Lustraphone "Lustrette" Mic.	£8 15 0
Reslo RBL/T Mic.	£8 15 0
Wearite De-Fluxer	£2 10 0
Bib Splicer	18 6
Wearite Tape Recording Accessories.	

Tapes by leading makers including Scotch Boy, E.M.I., Ferrotape, B.A.S.F., etc.


TEST EQUIPMENT

AVO Instruments including AVO Multi-Minor	£9 10 0
Also Taylor Meters, Advance Signal Generators, etc.	

TELE-RADIO (1943) LTD. 189, Edgware Road, London, W.2

Telephone: PADDington 4455-6

Great Developments at Bisley in Printed Circuits



P.C.D. LTD.

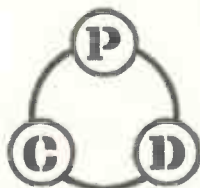
**(PRINTED CIRCUIT DEVELOPMENTS)
AND
PHOTO PRINTED CIRCUITS LTD**

announce that they have joined forces, so that under the vigorous management of P.C.D. Ltd., the production facilities at Bisley will be geared up to give a new and better service to the trade.

THESE FACILITIES INCLUDE :—

- 1 48 hours prototype service from 1:1 transparencies.
- 2 Speedy production follow up.
- 3 Full facilities for blanking, piercing, and assembly—plating in Rhodium, Silver or Gold.
- 4 Consistency, reliability, economy in time, weight, space, material.
- 5 Complete development facilities.

Try us out — AND SEE THE DIFFERENCE



P.C.D. LTD.
PRINTED CIRCUIT DEVELOPMENTS

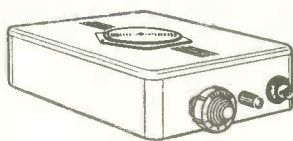
(INCORPORATING PHOTO PRINTED CIRCUITS LTD.)

GUILDFORD ROAD, BISLEY, SURREY.


TEL: BROOKWOOD 2200

A member of the Camp Bird Industries Group


TRANSISTOR WISE



"Reco Special" 3 transistor portable receives home and continental stations. Uses specially designed high gain frame aerial, mounted on metal chassis. Months of operation from 3 volt battery. Complete kit with balanced armature output unit and attractive plastic case. Only 65/- including battery. Wiring circuit diagram parts list 1/- P.O.



The "Reco" 2 transistor portable receives home and continental stations, uses high gain ferrite tuned aerial. Complete kit with balanced armature output unit and neat plastic pocket case. Only 55/- including battery. Wiring circuit diagram parts list 1/- P.O.



"Reco" all-wave 1 transistor receiver, uses tuned inductance coil and super sensitive Bell phone for quality private listening. Plastic case. Complete kit 29/6 including battery. Wiring circuit diagram parts list 1/- P.O.



H.M.V. low impedance pick-up matching transformers, 10/6.

Moving Coil Headphones with earpads and 6ft. lead 12/6.
U.S. make ELECTROLYTICS: 8 x 8 350 v. 20 mfd. 150 v. working, 1/6 each.
Discount for quantity. Top prices paid for tape recorders, etc.

RADIO EXCHANGE CO.

27 HARPER STREET, BEDFORD.

TRADE AND MAIL ORDER ONLY.

a NEW simple-to-operate means of checking transistors

the **BONOCHORD** **TRANSISTOR** **TEST SET TYPE 40**

This new BONOCHORD instrument has been designed for simplicity of operation when measuring the basic grounded emitter parameters. It can be used for routine testing during production, in the service department, and the laboratory, in fact wherever there is a need for facilities for quick checking of transistors. The BONOCHORD Transistor Test Set Type 40 will test any p.n.p. transistor, with the exception of very high-power types. Here are some of its features.

- ① Measures I_{co} the collector current with zero base current.
- ② Measures α' the current gain in grounded emitter by small signal A.C. measurement.
- ③ Junction voltage variable to 9 volts in standard arrangement but alternative range can be supplied.
- Collector current variable to 10mA.
- Compares transistor noise quantitatively.
- Operates from 110,200-250 volts A.C. mains.
- Housed in attractive cabinet finished in grey stove enamel.
- Dimensions approx. 14½" wide by 13" high by 8½" deep.

Bonochoord

Full details from Bonochoord Ltd., 48 Welbeck Street, London W.1
Telephone: WELbeck 8245

We offer a complete Tape Recorder Service

These are some of the other well-known models we stock:

Vortexion 2A	88 gns.
Vortexion 2B	£103.18.0
Brenell Mk. 4	53 gns.
Brenell Deck with pre-amplifier unit	38½ gns.
Elon	62 gns.
Grundig TK5	53 gns. inc. mic.
.. TK8	72 gns. ex. mic.
.. TK820	98 gns. do.
Ferroglyph 3A/N	79 gns.
Elizabethian	65 gns.
Truvox	66 gns.

★ ★ ★

Tapes E.M.I. and BIB splicers

L.P. and Standard

E.M.I.

Scotch Boy

Ferroglyph

Gevaert

Mastertape

Agfa

B.A.S.F.

Jointing tape and compound

Wearite Defluxers

HI-FI EQUIPMENT

We stock all the leading makes of amplifiers, control units, transcription units, pickups, loudspeakers and FM Tuner units.

Send stamped addressed envelope for our complete list of Tapes, Accessories and prices.

THE NEW GRUNDIG TK 830/3D

Three-directional reproduction, full frequency range fidelity, microphone storage facilities, and the finest styling ever. Twin track with automatic switching and push button operation. Magic Eye recording level indicator.

Price 100 gns. (ex. microphone)

CONTINUOUS DEMONSTRATIONS

Modern Electrics Ltd

Telephones:
Temple Bar 7587
Covent Garden 1703

Cables:
Mochnarex, London

164 CHARING CROSS ROAD LONDON W.C.2

PROMPT ATTENTION GIVEN TO POST ORDERS
EXPORT ENQUIRIES INVITED AND WELCOMED

We engineered the best—then improved it

We just weren't satisfied with the best when we engineered the Tannoy Variluctance Pickup Cartridge.


Our design engineers went to work right away and perfected the "Complidex," a brand new stylus assembly that utilizes with even greater efficiency both the cantilever and variable reluctance principles. Using a combination of two distinct metals our design engineers overcame the inevitable compromise between magnetic and mechanical requirements entailed by a conventional homogeneous material. Result—the new

"Complidex" Stylus has increased magnetic efficiency within the gap plus improved mechanical efficiency of the cantilever. Further development gives correctly graded damping without disturbing the optimum vertical-lateral ratio of compliance.

Like their predecessors, the new "Complidex" Styli—with either sapphires or diamonds—allow instantaneous replacement without tools. The new "Complidex" Styli can be used to convert the original (Mark I) cartridge to Mark II specification.

SPECIFICATION

- Each cartridge hand-made and laboratory tested
- Frequency response within 2dB to 16,000 Kcs.
- No resonant peaks
- No undamped resonances in sub-supersonic range
- Simple turn-over mechanism
- Stylus assemblies completely independent
- Instantaneous replacement of styli without use of tools
- Optimum lateral to vertical compliance ratio
- Very low effective dynamic mass
- Output: 20 mV at 12 cm per second
- Termination load: 50,000 ohms.
- Tracking weight: 6 grams for all discs
- Available with either diamond or sapphire styli




TANNOY Mark II 'VARILUCTANCE' PICKUP CARTRIDGE

Tannoy Products Ltd. (Practitioners in Sound),
West Norwood, London SE27. Telephone: Gipsy Hill 1131



NP 60




The mouldings illustrated are shown with the kind permission of the following companies:—

1. Mine Safety Appliances Company Ltd.
2. The Plessey Company Ltd.
3. Ranco Ltd.
4. Igranic Electric Co. Ltd.


National Plastics make thousands upon thousands



of small plastics mouldings



for vital electrical and electronic equipment and



can make thousands more


The design and manufacture of small mouldings, in large quantities, is just as much a speciality of National Plastics as the production of large and spectacular articles. Indeed, the making of a large multi-cavity mould to produce many small mouldings quickly is often a piece of fine engineering that only specialists can achieve.



NATIONAL PLASTICS

NATIONAL PLASTICS (SALES) LTD.
 AVENUE WORKS, WALTHAMSTOW AVENUE, LONDON, E.4.
 Phone: Larkwood 2323

MAYCO ELECTRIC COMPANY
 Now in stock, The new **STIRLING**



F.M. TUNER

Price **£13.13.0**

Complete with its own power pack and polished wooden cabinet. Nothing else to buy. Will work with any amplifier, record changer, radio or radiogram. Full, clear instructions with each tuner. Fully guaranteed.

Also in stock **STIRLING I.T.A. - B.B.C. TELEVISION CONVERTER**

Guaranteed 12 months. Complete with its own power supply. Easily fitted. Cash with order. We pay the postage.

Price **£6.6.0**



MAYCO ELECTRIC CO.

Trade enquiries welcome

43 ROSEBERY AVE., LONDON, E.C.1 Telephone: Terminus 8355-5959



CR50 BRIDGE measures 10 pFd to 100 mFd and 1 ohm to 10 Megohms in fourteen ranges, with a total scale length of over 120 inches. This instrument was specially designed for bench use, having a sloping front panel and extra heavy gauge steel case, finished in black crackle. The controls are arranged so that quick and accurate readings may be taken. Balance indication is by a magic eye fed from a high gain amplifier. A leakage test is incorporated for condensers. Internal standard are 1% accuracy. Complete with all valves and instructions, ready for use from 200/250 volt A.C. mains, £7/18/-, plus 4/6 carr./pack.

SG50 SIGNAL GENERATOR covers 100 kc/s to 83 Mc/s in six continuous ranges on fundamentals with internal modulation or CW. In silver grey case size 9in. x 13in. x 4in. with scale of engraved perspex in contrasting shade of green. A really handsome generator and still only £8/10/-, plus 6/- carr./packing.

VY50 VALVE VOLTMETER measures up to 250 volts D.C., A.F. and R.F. Complete with valves and probe unit ready for operation from mains. Brand new and boxed at £7/19/6, plus 4/6 carr./pack.

Further details will be sent by return of post on receipt of self addressed and stamped envelope.

Send your order to:—

GRAYSHAW INSTRUMENTS

126 SANDGATE HIGH STREET, FOLKESTONE, KENT

Phone: Folkestone 78618.



40,000

MICRO SWITCHES

BURGESS (Mk. 4 BR METAL BODY UNIVERSAL CONTACT A.M. Ref 5C/4098 **)**

BRAND NEW

78/- PER DOZ
(min. quantity)


Compare this remarkable almost half-price offer with manufacturers' prices. Special quotations to manufacturers for large quantities.

HATTER & DAVIS (RELAYS) LTD., 126 Kensal Road, London, W.10. phone: LADbroke 0656/4640

INTRODUCING THE NEW MOTEK K9 TAPE DECK!

Outstanding features include:

- ★ 3 speeds at turn of knob (7½ in. per sec., 3¼ in. per sec. and 1⅞ in. per sec.).
- ★ Built-in rev. counter for precise tape location.
- ★ Pause control.
- ★ Fully automatic push-button operation with spare contacts on Record and Play wafers to allow for possible amplifier wiring (8 two-way changeover switches).
- ★ High impedance, record and erase heads. (Simple azimuth adjustment).
- ★ Three-motor drive.
- ★ Fast, forward and rewind functions without handling tape.
- ★ Low wow level.



List Price 21 gns.

MODERN TECHNIQUES


WEDMORE STREET,

LONDON, N.19.

Telephone: ARChway 3114

6 WAY

miniature mains
voltage selector
Type BMVS/6



McMURDO
Miniature
Voltage Selector

STANDARD B9A (NOVAL) VALVEHOLDER WITH 2-PIN
CAPTIVE PLUG.
UP TO 6 TAPPING POSITIONS.
MARKING TO CUSTOMERS' REQUIREMENTS.

Send for full details to:—

THE McMURDO INSTRUMENT COMPANY LIMITED, ASHTEAD, SURREY.

Tel : ASHTEAD 3401


MVS 11

PARKER'S SHEET METAL FOLDING MACHINES. HEAVY VICE MODELS

No. 1 (illustrated). Capacity. 18 gauge mild steel x 3ft. wide
No. 2. Capacity 18 gauge mild steel x 2ft. wide
No. 3. Capacity. 18 gauge mild steel x 18in. wide
and ordinary attachments for radiocassette, Traveller Box making, are supplied if required.

3ft. model, weight 56lb., £6/5/-
Carr. 10/-
2ft. model, weight 22lb., 35/-, 18in. model, weight 13lb., 65/-, Carr. of small models 4/-
£4 with attachments 5/6.

Attachment angle for 3ft. 3/8" per ft.
Small models 2/- per foot.



Machines guaranteed send for details

A. B. PARKER WHEATCROFT WORKS, WELLINGTON STREET, BATLEY, YORKS. Tel: 6614, 426
Manchester Office and showrooms, 2 Sussex Street, and Norfolk Street, Manchester, 2

Insulating Sleeveings

P.V.C. and POLYTHENE SLEEVIINGS INSULATED WIRES and FLEXIBLES
A.I.D. and A.R.B. Approved

PLASTICABLE LIMITED
HAWLEY LANE
FARNBOROUGH, HANTS
Phone: FARNBOROUGH, HANTS 85

TELEVISION AERIAL COMPONENTS DESIGNED FOR CONSTRUCTING BAND I & BAND III T.V. AERIALS ELEMENT DIMENSIONS SUPPLIED FOR ALL CHANNELS

Selecting at random from our new multi-page catalogue:

- ★ Band III Folded Dipoles (As illustrated)
- ★ Mast Coupling units for 2" Masts
- ★ Reflector and director rod holders
- ★ Insulators, both Rubber and Plastic (As illustrated)
- ★ Masthead Fittings for 3/4", 1", 1 1/2" and 2" Masts
- ★ Alloy Tubing for Elements, Cross boom and masting

Send 1/- P.O. for the revised, fully illustrated catalogue to:

FRINGEVISION LTD., Marlborough, Wilts. Phone: 657/8



Stern's "fidelity"

TAPE RECORDER

"IT REALLY DOES SOUND BETTER THAN ANY OTHER"

TESTED AND APPROVED AT THE TRUVOX LABORATORIES

IT INCORPORATES: The NEW TRUVOX Mk. IV TAPE DECK together with the "fidelity" MODEL HF/TR2 TAPE AMPLIFIER (both fully described on this page), and a Rola 10x6in. P.M. speaker.

● BEFORE CHOOSING YOUR TAPE RECORDER YOU SHOULD HEAR THIS MODEL—TRULY "Hi-Fi" RECORDINGS ARE OBTAINABLE and it is comparable to much higher-priced Recorders.

Alternatively send S.A.E. for ILLUSTRATED LEAFLET.


PRICE . . . Including CRYSTAL MIKE and 1,200ft. reel of PLASTIC TAPE.
£49.10.0. (OR £3 EXTRA WITH REV. COUNTER.)
 (Plus £1/10/- carriage and insurance, of which £1 is refunded on return of Packing Case.)

CREDIT SALE: Deposit £12/8/- and 9 monthly payments of £4/10/8.
HIRE PURCHASE: Deposit £24/15/- and 12 monthly payments of £2/5/11.

A COMPLETE KIT OF PARTS TO BUILD
The "fidelity" TAPE AMPLIFIER Model HF/TR2 including POWER SUPPLY UNIT

FOR ONLY £12.0.0 (Plus 6/- carr. and ins.)

This amplifier has been expressly designed to meet the requirements of High Fidelity reproduction. It is based on the very successful design, completed by the Mullard Technicians and only really high-grade components are incorporated; truly HIGH FIDELITY Recordings are obtainable whilst "Hi-Fi" reproduction is assured by use of a high-quality Output Transformer by Gilsen. It incorporates a "magic eye" Recording Level indicator, a two-position equaliser for 3 1/2in. and 7 1/2in. speeds, and an effective Tone Control arrangement. Monitoring and Extension Speaker Socket are incorporated and in addition a position is provided to enable it to be used as an independent Amplifier for Gramophone Records or Radio Tuning Unit. Overall size: 11in. x 6in. x 6in. high. Suitable for nearly all makes of Tape Decks. When ordering, please advise make of deck in use.



THE ASSEMBLY MANUAL PRACTICAL DIAGRAMS, etc., are available for 2/6 or send S.A.E. brief details.
WE ALSO SUPPLY THE HF/TR2 ASSEMBLED AND READY FOR USE FOR £16.0.0. (Plus 6/- carr. & ins.). H.P. TERMS: Deposit £3 and 9 monthly payments of £1. CREDIT TERMS: Deposit £4 and 9 monthly payments of £1/9/4.

THE NEW TRUVOX MkIV TAPE DECK

UNDOUBTEDLY ONE OF THE BEST TAPE DECKS ON THE MARKET.

PRICE £27.6.0 (Plus 10/- carr. and ins.)

CREDIT TERMS: Deposit £6/17/- and 9 monthly payments of £2/10/-.



H.P. TERMS: Deposit £13/13/- and 12 monthly payments of £1/5/4.

SPECIFICATION:— ● 3 B.T.H. shaded pole motors with silent friction drive eliminating wow and flutter. ● Push-button controls, electrically and mechanically interlocked (patented). ● Patented electric-type push-button controlled brake. ● Inching to assist editing; tape loading on the drop-in principle accommodation for reels of 7in. diameter. ● Tracking sense. To British and American standards. ● Playing times; Up to 3 hours with L.P. Tape or 2 hours with Standard Tapes. ● Two tracks side by side, with safety gap. ● Playing time indication by precision revolution counter or large visual type indicator plate, according to choice. Positive 12-month adjustment of Record/Player Head. ● High Impedance Heads. ● The metal work is Gold Hammered finish. ● Overall size 14 1/2in. x 12 1/2in., from top of face of panel, overall depth 5in.

The Mk. IV DECK CAN ALSO BE SUPPLIED INCORPORATING PRECISION REV COUNTER for £30/9/-. H.P. TERMS: Deposit £15/4/6 and 12 months of £1/8/3. CREDIT SALE: Deposit £7/12/3 and 9 months of £2/15/10.

Home Constructors!
BUILD YOUR OWN "Hi-Fi" TAPE RECORDER

WE OFFER YOU

- (a) The model HF/TR2 AMPLIFIER and POWER UNIT, both fully assembled, together with the TRUVOX MK IV TAPE DECK for . . . £38 10 0
 ALTERNATIVELY as above but the HF/TR2 Amplifier and P/Unit as a COMPLETE KIT OF PARTS . . . £35 0 0
- (b) The model HF/TR2 AMPLIFIER and POWER UNIT both fully assembled, together with the TRUVOX TAPE DECK incorporating PRECISION REV COUNTER . . . £41 10 0
 ALTERNATIVELY as above but the HF/TR2 Amplifier and P/Unit as a COMPLETE KIT OF PARTS . . . £38 0 0
- (c) The model HF/TR2 AMPLIFIER and POWER UNIT, both fully assembled, together with the COLLARO TRANSCRIBER . . . £35 0 0
 ALTERNATIVELY as above but the HF/TR2 Amplifier and P/Unit as a COMPLETE KIT OF PARTS . . . £31 10 0
 plus 12/6 Carr. and Insurance.

TO COMPLETE THE RECORDER . . . WE OFFER

The Portable Carrying Case. . . Also ALL FOR **£8.10.0.** (plus 7/6
 Crystal Mike . . . Rola 10" x 6" P.M. Carr. & Ins.)
 SPEAKER . . . 1,200 ft. Plastic Tape

STERN'S TAPE PRE-AMPLIFIER and ERASE UNIT

Provides the "Link" between the HIGH-QUALITY AMPLIFIER and TAPE DECK.

STERN'S MODEL HF/TR1.P . . . A completely assembled Pre-Amplifier with own Power Supply. Can be supplied correctly matched for use with Truvox, Brenell or Collaro Decks, and incorporates Recording Level Indicator and Monitoring facilities. Please send S.A.E. with any inquiry.
PRICE £11.10.0 (plus 5/- carr. and insurance).

WE MAKE SPECIALLY REDUCED PRICES FOR COMBINED ORDERS

OR ADD TAPE TO YOUR EXISTING AMPLIFIER . . . WE OFFER YOU

- (d) The Model HF/TR1.P TAPE PRE-AMPLIFIER together with the TRUVOX MK IV TAPE DECK . . . £35 0 0
- (e) ALTERNATIVELY as in (d) above but Truvox Deck incorporating PRECISION REV. COUNTER. . . £38 0 0
- (f) The model HF/TR1.P TAPE PRE-AMPLIFIER together with the COLLARO TRANSCRIBER Tape Deck. . . £31 10 0


PLEASE INCLUDE 12/6 to cover cost of Carriage and Insurance.
HIRE PURCHASE and CREDIT SALE TERMS are available on all equipment (excluding Kits of Parts). Send S.A.E. for details.
NOTE . . . The Collaro Transcriber is in short supply and there may be a delay in delivery. We will however book an order.
 The Deck switches of the Transcriber have to be "wired-up." We will complete this wiring, for use with either the HF/TR2 or the HF/TR1.P, for an extra charge of £1.0.0.

WHY NOT HAVE A COMBINED TAPE-RECORDER-RADIOGRAM We will quote for a "Hi-Fi" Amplifier, Radio Tuning Unit, the Tape Deck and Pre-amplifier and a Gram Unit . . . Prices range from **£72.0.0** (plus Cabinet and Speaker.) Send S.A.E. with enquiry.

Open Monday to Friday 9 a.m.—5 p.m. Saturday 9 a.m.—1 p.m.
STERN RADIO LTD.
 (DEPT 109/W)
109 & 115, FLEET ST., LONDON, E.C.4
 Telephone: FLEet St. 5812/3/4

IT'S MUCH BETTER

THE NEW ARMSTRONG P.B.409 AM/FM RADIOGRAM CHASSIS



\$29.80
(Plus 7/8 carr. and ins.)

TERMS: Credit Deposit £7/7/- and 9 monthly payments of £2/14/-. H.P. Dep £14/14/- and 12 monthly payments of £1/7/8.

BRIEF SPECIFICATION:—

A 9 valve line up employing the latest MULLARD preferred-type valves. ● Provides complete coverage of the VHF/FM Transmissions, plus the SHORT, MEDIUM and LONG waves. ● Has Push-Pull output, with negative feedback, for 8 watts Peak output. ● Quick action "Piano Key" Selectors and separate Bass and Treble Controls. ● Has "Magic Eye" Tuning Indicator. ● Dimensions 13in. x 9½in. x 8in. high. Dial size 11in. x 5½in.

HOME CONSTRUCTORS !! BUILD YOUR OWN "Hi-Fi" LOUDSPEAKER SYSTEM

WITH W-B'S WELL KNOWN RANGE OF READY-TO-ASSEMBLE CABINETS. ALL ARE BEAUTIFULLY MADE AND FINISHED AND VERY EASILY ASSEMBLED. ONLY A SCREWDRIVER IS REQUIRED. THEY ARE PACKED FLAT IN CARTONS AND COMPLETE WITH SCREWS.

WE SHOW A FEW HERE BUT OTHERS ARE AVAILABLE. SEND S.A.E. FOR LEAFLET. CALL IN AND LISTEN TO THEM

THE JUNIOR BASS REFLEX CORNER CONSOLE

A new contemporary-style cabinet, specially designed to give maximum reproduction quality from Stentorian 8in. or 10in. units, with provision for Tweeter Unit, if required. Measures 33in. x 22½in. x 18½in. Price £9/9/- or with the 8in. Stentorian Speaker £13/12/6 or with 10in. Stentorian Speaker £14/8/6.



The "PRELUDE" Hi Fi CONSOLE CABINET

Takes any make of tape-deck or record player amplifier, pre-amplifier control unit, and radio tuner. Size 33in. x 19in. x 19½in. Height above baseboard is 6½in. Price £13/13/-.



THE "PRELUDE" BASS REFLEX CORNER CONSOLE

This most attractive cabinet has been specially designed to utilise the natural acoustic properties of the walls, and is also obviously suitable for use where space-saving is a consideration. It is sturdy constructed to take every advantage of Stentorian 8in. or 10in. units, with provision for Tweeter Unit. Size 33in. x 21in. x 17in. Price £10/10/0 or with the 8in. Stentorian Speaker £14/13/6 or with the 10in. Stentorian £15/9/6.

The 'PRELUDE' Hi Fi TABLE CABINET

Designed to take any make of Tape Deck, or Single Record Player (not Auto-changers) Amplifier, Pre-amplifier Control Unit, and Radio Tuner. Price £9/19/6. Size 19½in. x 19in. x 19½in.

HIRE PURCHASE AND CREDIT SALE TERMS ARE AVAILABLE. SEND S.A.E. FOR DETAILS. WE ALSO HAVE THE GOODMAN'S SHERWOOD ENCLOSED IN STOCK.

MODERNISE YOUR OLD RADIOGRAM


THE ARMSTRONG MODEL A.F. 105 AM/FM RADIOGRAM CHASSIS

A Genuinely Hand Made Chassis
● Developed to meet the needs of those who require really high quality radio and record reproduction but who, for reasons of expense or lack of room in existing or proposed cabinets, cannot consider the normal high-fidelity system. The A.F.105 is as good as, or better than, many of the high quality amplifiers, and Associated units. Independently and continuously variable Bass and Treble controls give a wide range of control. SEND S.A.E. FOR DETAILS.

PRICE £37 (Plus 7/6 carr. and ins.)

CREDIT SALE TERMS: Deposit £9/5/- and 9 monthly payments of £3/7/10.

HIRE PURCHASE TERMS: Deposit £18/10/- and 12 monthly payments of £1/14/4.



THE MODEL A.F.O.—3 Waveband A.M. only RADIOGRAM CHASSIS

PRICE £11.64

(plus 7/6 carr. & ins.)

H.P. TERMS: Deposit £5/18/4 & 8 monthly payments of 17/8. This is a standard 5-valve A.C. Mains Superhet Receiver Chassis covering Long — Medium — Short Wavebands, having Gram and Extension Speaker Sockets. Reproduction from both Radio and Gram is really good and it makes an ideal Chassis for a simple domestic installation. Really Modern Demonstration Rooms are now available for the convenience of callers.



Stern's "fidelity" F.M. TUNING UNIT

A 5-Valve Tuner incorporating the latest Mullard Permeability Tuned Unit. Price assembled less Power Supply:

£14.10.0

(Plus 7/6 carr. and ins.)

TERMS: (a) H.P. Deposit £7/5/- and 9 monthly payments of 18/4; (b) Credit Deposit £2/12/6 and 9 monthly payments of £1/6/7. Provides "Hi-Fi" reproduction with any make of Amplifier and many Radio Receivers. It incorporates: ● The latest Valve line-up—ECC85, 2 type EF35, EF91 and EM80. ● A "Magic Eye" Indicator. ● Power consumption is 1.7 amps at 8.3 volts and 28 m.a. at 50 volts.

STERN'S "fidelity" COMBINED A.M. and F.M. TUNING UNIT

This is IDENTICAL to the Stern's F.M. Tuner illustrated above, but in addition incorporates the MEDIUM WAVEBAND and thereby also provides a selection of foreign stations. PRICE **£18.18.0** (Plus 7/6 carr. and ins.)

TERMS:—(a) H.P. Deposit £9/9/- and 10 monthly payments of £1/1/-; (b) Credit Deposit £4/15/- and 9 monthly payments of £1/14/7. Send S.A.E. if further data required.

HOME CONSTRUCTORS... You can build

(a) The "fidelity" F.M. TUNING UNIT FOR **£10.0.0**
(b) The "fidelity" AM/FM TUNING UNIT FOR **£13.0.0**

THE COMPLETE ASSEMBLY DIAGRAMS AND INSTRUCTIONS CAN BE OBTAINED FOR 1/6 each.

STERN'S POWER SUPPLY UNITS

Fully smoothed with all output connections terminated to connecting Blocks, thereby enabling ease of connecting to a Radio Tuner Unit or Amplifier, etc. (the Compact 5 Amplifiers are immediately connected in this way). Overall size of Units is 9½in. x 3½in. x 4½in. high. TWO MODELS ARE AVAILABLE. Type "A" Unit provides 250-300 volts at up to 70 m.a. and 6.3 volts at 3½ amps.

PRICE £2.17.6 (Plus 2/- carr. and ins.)

Type "B" Unit provides 250-300 volts at up to 100 m/a and 6.3 volts at 3½ amps.

PRICE £3.3.0 (Plus 3/- carr. and ins.)

WE ALSO SUPPLY THESE UNITS AS COMPLETE KITS OF PARTS

A detailed wiring-up leaflet is supplied (this is available separately for 6d.), and they are very quickly and easily assembled.

Type "A" Unit Complete Kit. PRICE £2/9/6.

Type "B" Unit Complete Kit. PRICE £2/15/6. (Carriage and insurance is 2/- extra.)

IT'S MUCH CHEAPER

THE DULCI MODEL H.4

COMBINED AM/FM RADIOGRAM CHASSIS

A 4 Waveband Receiver designed for first-rate reproduction of Radio and Gram. PRICE **£24.6.6**

(Plus 7/6 carr. & ins.)

CREDIT TERMS: Deposit £6/2/- and 9 monthly payments of £2/4/7. H.P. TERMS: Deposit £12/3/3 and 12 monthly payments of £1/2/7.

BRIEF SPECIFICATION:—
● Covers Short, Medium, Long and F.M. Wavebands.
● Employs full A.V.C.
● The Latest 7-valve line-up.
● For 3 or 15 ohm P.M. Speakers.
● "Magic Eye" Tuning Indicator.
● Excellent Tone range up to 4 watts output.
● Internal aerial for local stations.
● Overall size 12in. x 8½in. x 7½in. high.
● A Good Quality Chassis and Well Recommended.

THE DULCI MODEL H.4T. Combined AM/FM Tuning Unit incorporating own Power Supply.

MODEL H.4T. This model is the "TUNER UNIT VERSION" of the H.4 Radiogram Chassis illustrated and described above. It has the same coverage of A.M. and F.M. Wavebands (4 altogether) and precisely the same in size and appearance, except that it has three Controls only, being: TUNING, WAVECHANGE and Volume On/Off, mounted centrally on the chassis. A self-contained Tuner incorporating own Power Supply.

PRICE £20.17.0

(plus 7/6 carr. & ins.)

CREDIT TERMS: Deposit £5/4/3 and 9 monthly payments of £1/18/4. H.P. TERMS: Deposit £10/8/6 and 12 monthly payments of 19/4.

THE DULCI MODEL H.3. COMBINED AM/FM RADIOGRAM CHASSIS



This model is very similar to the model H.4 described above but covers 3 WAVEBANDS instead of 4 (omitting the Short Band) and is for 3 ohm Speakers only. Overall size is as for the H.4.

PRICE £20.17.0 (Plus 7/6 carr. and ins.)

CREDIT TERMS: Deposit £5/4/3 and 9 monthly payments of £1/18/4. H.P. TERMS: Deposit £10/8/6 and 12 monthly payments of 19/4.

RECORD PLAYERS

THE VERY LATEST MODELS ARE IN STOCK

MANY AT REDUCED PRICES !!!
TRANSCRIPTION UNITS—AUTOCHANGERS
SINGLE RECORD PLAYERS
Send S.A.E. for ILLUSTRATED STOCK LIST

CASH ONLY OFFER !!!

This latest Brand New B.S.R. MONARCH 4-SPEED AUTOCHANGER

£8.7.6 (Plus 5/- carr. and ins.)

● Minimum baseboard size required 14in. x 12in. with height above 5½in. & height below baseboard 2½in.



WE ALSO HAVE A FEW ONLY

COLLARO MODEL 458 4-Speed "Mixer" Autochangers. The Units are BRAND NEW and incorporate the STUDIO "O" Pick-up. PRICE **£8.19.6** (Plus 5/- carr. and ins.)

Open Monday to Friday 9 a.m.—6 p.m.
Saturday 9 a.m.—1 p.m.

STERN RADIO LTD.

**AMPLIFIERS
PRE-AMPLIFIERS
TUNING UNITS
RADIO RECEIVERS**

HOME CONSTRUCTOR

—COMPLETE KITS OF PARTS FOR THE "Hi-Fi" ENTHUSIAST—


QUALITY OF THIS NATURE HAS NEVER BEFORE BEEN OFFERED AT SUCH LOW COST

STERNS REMOTE CONTROL UNIT
Designed in particular for use with the MULLARD 5-10 Main Amplifier.

Ideally suited for simple domestic installation as an alternative to the more elaborate Pre-amplifier (shown and described opposite). Tone Control facilities are really excellent and in conjunction with the "5-10" Main Amplifier reproduction is of very high quality. Perfectly suitable for use with all the popular Record Players (B.S.R., Colloco, Garrard) and the modern Radio Tuner Units. Front Panel contains: (a) Coloured Indicator; (b) Separate BASS and TREBLE CONTROLS; (c) 3 position Selector Switch; (d) Volume Control. Inputs on back for Radio and Gram, and Gram, equalising is incorporated. FULL DATA is contained in the 5-10 MAIN AMPLIFIER MANUAL at 1/6.



The MULLARD "5-10" MAIN AMPLIFIER



Probably the most popular and successful Amplifier yet designed and certainly needs no recommendation from us. Our kit is complete to MULLARDS specification including the latest ULTRA LINEAR OUTPUT TRANSFORMER and the recommended Mullard Valve line-up. All specified Components are supplied and Power Supply is available to drive a Radio Tuner Unit. **PRICE OF COMPLETE KIT OF PARTS £9.10.0** (Plus 5/- carr. & ins.)


or alternatively we supply—**FULLY ASSEMBLED AND TESTED for £11.10.0** (Plus 5/- carr. & ins.)

WE ALSO OFFER THE "5-10" INCORPORATING THE LATEST PARTRIDGE ULTRA LINEAR OUTPUT TRANSFORMER FOR AN EXTRA £1.6.0.

The ASSEMBLY MANUAL containing FULL SPECIFICATION is available for 1/6. It also includes full data on the REMOTE CONTROL UNIT.

STERN'S "fidelity" PRE-AMPLIFIER-TONE CONTROL UNIT

"A design for the Music Lover"



This unit can be used with any Main Amplifier. Briefly it has inputs for all types of MICROPHONES, HIGH and LOW GAIN PICK-UPS and a RADIO TUNING UNIT. It incorporates (a) GRAM EQUALISING CONTROL, (b) STEREOUT FILTER, (c) Continuously variable BASS and TREBLE CONTROLS, a variable OUTPUT CONTROL which enables its use with any type of Amplifier, and Jack Sockets are incorporated for TAPE RECORD and TAPE PLAYBACK. Used with the "5-10" the reproduction is comparable to that normally associated only with the very expensive commercially made High Fidelity Amplifiers. **PRICE OF COMPLETE KIT OF PARTS. £6.6.0** WE ALSO OFFER IT ASSEMBLED READY FOR USE £9 (plus 5/- carr. & ins.). The ASSEMBLY MANUAL contains full specification and is available for 1/6.

SPECIAL PRICE REDUCTIONS—WE OFFER

- (a) The COMPLETE KIT OF PARTS to build both the MULLARD 5-10 and the REMOTE CONTROL UNIT for..... **£11.11.0**
- (b) The COMPLETE KIT OF PARTS to build both the MULLARD 5-10 and the "fidelity" PRE-AMPLIFIER-TONE CONTROL UNIT for..... **£15.15.0**
- ALTERNATIVELY WE WILL SUPPLY ASSEMBLED and FULLY TESTED, as follows:— **£14.0.0**
- (a) The MULLARD 5-10 and the REMOTE CONTROL UNIT for..... **£14.0.0**
- CREDIT SALE TERMS: £3/10/- Deposit and 9 monthly payments of £1/5/8. H.P. TERMS: £7 Deposit and 9 monthly payments of 17/9.
- (b) The MULLARD 5-10 and the "fidelity" PRE-AMPLIFIER-TONE CONTROL UNIT for..... **£18.18.0**
- CREDIT SALE TERMS: £4/15/- Deposit and 9 monthly payments of £1/14/7. H.P. TERMS: £9/9/- Deposit and 12 monthly payments of 17/6.

THE ABOVE PRICES ARE SUBJECT TO £1.6.0 EXTRA IF PARTRIDGE TRANSFORMER IS PREFERRED.
WHEN ORDERING PLEASE INCLUDE 7/6 to cover cost of Carriage and Insurance

THE MULLARD "3-3" QUALITY AMPLIFIER



A small Compact Amplifier capable of VERY HIGH QUALITY REPRODUCTION on both RADIO and GRAM. **PRICE for Complete KIT OF PARTS.... £6.19.6** (plus 5/- carr. & ins.)

Alternatively supplied ASSEMBLED and READY FOR USE..... **£8.12.6** (plus 5/- carr. & ins.)

The complete SPECIFICATION and ASSEMBLY DIAGRAMS are available for 1/6. Developed from the very popular 3 valve 3 watt Amplifier designed in the Mullard Laboratories. We strictly adhere to their specification but in addition we have added switched equalising for L.F. and 78 records and a position for Radio Inputs, plus additional power to feed a Radio Tuning Unit. Extremely simple to assemble and ideally suitable to incorporate with an F.M. Tuner and Record Player in a small installation.

BRITAIN'S FINEST "HI-FI" AMPLIFIER



The GENUINE WILLIAMSON
"Still sets the standard for all amplifiers."

Many versions of the Williamson have been offered to the public at various low prices.

but the "only Williamson" is the Amplifier built to the designer's specification and employing the

very highest grade Components that he specifies, i.e. PARTRIDGE TRANSFORMERS, CHOKES, etc. It is only in doing this that the exceptionally high standard that has made this Amplifier so famous, particularly in America, is obtained... WE HAVE DONE THIS!!!... and we offer these KITS OF PARTS, including Partridge and other high-grade Components, as follows—

- (a) To build the MAIN AMPLIFIER ONLY **£14.10.0** (illustrated above)
- (b) To build the TWIN POWER SUPPLY UNIT only..... **£13.10.0** (insufficient space to illustrate this)
- (c) COMPLETE KIT to build both above **£27.0.0**

We will also supply COMPLETELY ASSEMBLED and will be pleased to quote. Credit and H.P. Terms are available. The complete SPECIFICATION and general ASSEMBLY INSTRUCTIONS are available for 3/6.

Our "fidelity" PRE-AMPLIFIER, illustrated and described above, or alternatively the RCA Pre-Amplifier at £16/5/-, is recommended for use with the Williamson.

DEPT. 109/W

**109-115 FLEET ST.
LONDON, E.C.4**

Phone: FLEet Street 5812-3-4.

A COMPLETE KIT OF PARTS, STERN'S "HIGH QUALITY" 8-10 WATT AMPLIFIER



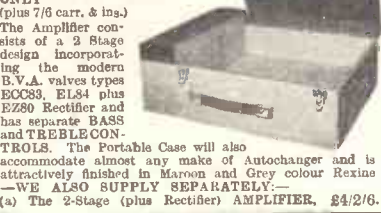
Has power supply available for Radio Tuning Unit. **Price of COMPLETE KIT OF PARTS £7.10.0** (plus 5/- carr. & ins.)

WE ALSO OFFER IT ASSEMBLED and READY FOR USE for **£9.10.0** (plus 5/- carr. & ins.)

This amplifier has proved one of the most popular models yet offered to the HOME CONSTRUCTOR. It provides really excellent reproduction up to 8 watts, employing 6V6's in push-pull and incorporating negative feedback. Provides for the use of both 3 and 15 ohm Speakers. The complete SPECIFICATION and BUILDING INSTRUCTIONS are available for 1/6. "Wire-to-Wire" Diagrams are included and all Components are available separately.

SPECIAL CASH ONLY OFFER!!

This very attractive PORTABLE AMPLIFIER CASE together with a good quality GRAM AMPLIFIER and a matched 8in. P.M. SPEAKER, ALL FOR **£8.7.6** ONLY



(plus 7/6 carr. & ins.) The Amplifier consists of a 2 Stage design incorporating the modern B.V.A. valves types ECC83, ELS4 plus E280 Rectifier and has separate BASS and TREBLE CONTROLS. The Portable Case will also accommodate almost any make of Autochanger and is attractively finished in Maroon and Grey colour Rexine —WE ALSO SUPPLY SEPARATELY.—
(a) The 2-Stage (plus Rectifier) AMPLIFIER, £4/2/6.

THE FOLLOWING HIGH FIDELITY AMPLIFIERS ARE IN STOCK

- STERN'S COMPACT "5-9" A 2-stage high sensitivity Amplifier having separate BASS and TREBLE Controls and GRAM EQUALISING. Developed for high quality reproduction, includes separate Power Supply Unit with spare power available to drive **£8.16.0**
 - THE DULCI MODEL D.P.A.10. A 10 watt, "Ultra Linear" High Fidelity Amplifier with separate PREAM-TONE Control Unit **£19.19.0**
 - THE DULCI MODEL H11 A self powered AM/FM Tuning Unit combined with a "Hi Fi" Preamplifier Tone Control Unit—all on one **£29.3.10** Chassis.
 - THE ARMSTRONG MODEL A.10 Mk. II. With associate PREAMP-TONE CONTROL UNIT, this model is perfectly consistent with Armstrong's very high reputation. **£32.0.0**
 - THE NEW LEAK "VARISLOPE" PREAMPLIFIER together with the TL/12 plus AMPLIFIER. **£34.13.0**
 - FIEB. "VARISLOPE" is available **£15.15.0** separately for
 - THE ROGERS "JUNIOR". With associate PREAMP-TONE CONTROL UNIT. **£26.0.0**
 - THE RCA "ORTHOPHONIC". 12-watt, high Fidelity Amplifier and associate PREAMPLIFIER TONE CONTROL UNIT. **£41.0.0**
- HIRE PURCHASE and CREDIT TERMS are available on all models.
Illustrated and Descriptive leaflets are available. Send S.A.E.
P.M. TUNING UNITS By MOST OF THE LEADING MANUFACTURERS.

- (b) THE PORTABLE CARRYING CASE..... **£3/17/6**
 - (c) 8in. P.M. SPEAKER..... **16/9**
- Carriage and insurance 4/- extra
We also have a smaller PORTABLE CASE Ideal for Record Players. PRICE ONLY £3/3/- (plus 3/- carr. & ins.). Attractively finished in high-grade Rexine and robustly constructed with initial measurements at 13 1/2 x 15 1/2 in. high. It will therefore accommodate all makes of Record Players including Autochangers. An uncut baseboard is also supplied.



PIRANI HIGH VACUUM TEST EQUIPMENT

Manufactured by "W. G. PYE LTD." for M.O.S. ATOMIC RESEARCH STATION

5, HARROW ROAD, PADDINGTON, W.2.

PADDINGTON 1008/9 and 0401
CABLES: HENELEC, LONDON



PIRANI BRIDGE UNIT



PIRANI CONTROL UNIT



PYE SCALAMP GALVANOMETER

(SOLD SEPARATELY £12-10-0)

THIS COMPLETE VACUUM TESTING EQUIPMENT (5 ITEMS AS SHOWN) OFFERED BRAND NEW IN ORIGINAL CARTONS. WITH INSTRUCTION BOOK.

£33-10-0 CARR. PAID

(SPARE PIRANI GAUGE HEADS, EDWARDS TYPE M6, LESS CALIBRATOR, 15/- EACH)



PIRANI GAUGE HEAD WITH CALIBRATOR

QUARTZ CRYSTALS

FT243—FUNDAMENTALS

80 Types 5706.667 Kc/s to 8340 Kc/s (in steps of 33.333 Kc/s).
120 Types 5675 Kc/s to 8,650 Kc/s (in steps of 25 Kc/s).
(Excluding Types 7,000/7,300 and 8,000/8,300.)

5/- EACH

7,000 Kc/s to 7,300 Kc/s, in steps of 25 Kc/s	7/6 EACH
8,000 Kc/s to 8,300 Kc/s, in steps of 25 Kc/s.	

Complete Sets of 80 Crystals **£6**. Complete Sets of 120 Crystals **£7/10/-**.

FT2 41A—54th HARMONIC

80 Types 20 Mc/s to 27.9 Mc/s. (In steps of 100 Kc/s).

5/-

Excluding 24-25.9 Mc/s. These Types 7/6 each. Complete Set of 80 Crystals **£6**

100 Kc/s., Gold Plated D.T. Cut.....	15/-
100 Kc/s., Standard 10X.....	15/-
150 Kc/s., Two Pin Round.....	12/6
160 Kc/s., Two Pin 10X.....	12/6
200 Kc/s., FT241A.....	10/-
500 Kc/s., FT241A.....	10/-
500 Kc/s., Brook's Special Holder.....	15/-
2,500 Kc/s., Octal.....	10/-
5,000 Kc/s., Piezo 2-Pin Holder.....	12/6

P.O. Type 4B Ceramic

100 Kc/s., 819.6 Kc/s.....	15/- EACH
163.9 Kc/s., 1,000 Kc/s.....	

CERAMIC 2-PIN BANANA PLUG

15.010 Kc/s., 16.135 Kc/s., 16.435 Kc/s., 19.025 Kc/s., 15.110 Kc/s., 16.335 Kc/s., 16.700 Kc/s., 18.125 Kc/s.	7/6 Each
--	-----------------

TCS COLLINS TYPE 3-PIN. FT249

1,665.5 Kc/s., 1,700 Kc/s., 2,073.5 Kc/s., 1,962.5 Kc/s., 2,072.5 Kc/s., 2,410 Kc/s	7/6 Each
---	-----------------

MARCONI S.T.C. 10X, TYPE 2-PIN IN KILOCYCLES

10.166	10.534	10.878	11.851	1572.5	1727	1875	2090
10.189	10.545	11.437	11.876	1579	1740	1930	2118.25
10.233	10.557	11.463	12.685	1588.68	1761	1981	2196
10.245	10.567	11.501	12.600	1613.25	1764.5	2012	2261
10.300	10.622	11.526	1506.75	1650	1775	2055	2295
10.433	10.755	11.587	1554.5	1674.9	1780	2065.75	2312
10.445	10.767	11.751	1561.1	1680	1815	2067.5	2315
10.501	10.823	11.788	1566.5	1690.5	1835	2037.5	2430
10.511	10.856	11.814	1566.75	1700	1870	2089	

TEST EQUIPMENT

FERRANTI TESTVAC
High Speed Vacuum Tester 200/250 a.c. ... **£10 10 0**
BRAND NEW WITH DATA.

U.S.A. R.F. WATTMETER TS/-87/AP
3 position 0-10/15/30 watts
Complete with photo-cell, 2 spare lamps and leads, with transit case. BRAND NEW.
£10'10'0 P.P. 7/6

BC 906D
FREQUENCY METER Range 150-235 Mc/s
65/- P.P. 7/6

WAVE-GUIDE WATTMETER
Type W8921 10 cm.
Complete in transit case
BRAND NEW **£5'10'0** P.P. 7/6

TEST SET 229
ADMIRALTY TYPE 600 Mc/s
Complete in transit case
BRAND NEW **£5'10'0** P.P. 7/6

FLUXMETER WY0023
RANGE 500/4,000 GAUSS.
This Instrument comprises 4½ in. Weston Meter and Probe Unit for calibrating the field of Magnets. Brand new in polished wooden case.
59'6 P.P. 3/6
Extra Probe Unit with 3 spare Measuring Gaps 7/6.

CATHODE RAY TUBES

VCR138A	£1 15 0
VCR139A Mu-metal Screen	5 0 0
VCR97 Full T.V. picture (corr 2½)	22 0 0
VCR517C Full T.V. picture	£1 15 0
MU-METAL SCREENS for VCR97 or 517	10 0 0
VCR97 Slight-cut-off. Carr. 2½	15 0 0
3PBL Brand new	£1 10 0

AC/DC RADIO-GRAM CHASSIS

3-WAVEBAND SUPERHET

(with internal aerial)

Medium wave. 187-575 m. Short. 16-50 m. Long. 900-2,000 m. With gram switching. Complete with five Marconi valves Type X109, W107, DH107, N108 and U107 and 7 x 4 Elliptical speaker. Ideal for portable radiogram. Chassis size 10 x 4 x 4in.

£7 / 19 / 6 P.P. 5/-.

Also available with same line-up as above. 2 short wave. 11.27-31.9 m. 31.2-91 m. and medium wave 187-575 m. and Gram Switching.

£7 / 19 / 6 P.P. 5/-.

Over 300 different types B.V.A. and American valves in stock. Send for Lists.



TRANSISTORS

JUNCTION TYPE P-N-P

(British Manufacture)

RED-SPOT 800 kc/s Audio Frequency.....	10/-
BLUE-SPOT 1.6 Mc/s Mixer and Frequency Changer	15/-
WHITE-SPOT 2.5 Mc/s R.F. and I.F. Amp.....	20/-

All Transistors are Tested and Guaranteed

N.B. The Red-Spot is similar to Mullard OC71

"EAVESDROPPER"

THREE-TRANSISTOR POCKET RADIO

(No Aerial or Earth required)

Variable tuning, medium waves. Total cost, as specified, including Transistors, Transformers, Coils, Condensers and Battery, etc., with circuit and plastic case. All items sold separately.

77'6 POST FREE

With single 'phone 82/6. With Acos Mike 90/-. With Min. Hearing Aid 90/-

The New "TRANSISTOR-8"

Push-Pull Portable Superhet

Can be built for **£11/10/-**

This Portable 8 Transistor Superhet is tunable for both Medium and Long Waves and is comparable in performance to any equivalent Commercial Transistor Set. Simplified construction enables this set to be built easily and quickly into an attractive lightweight cabinet supplied.

TEN STAR FEATURES

- ★ 8 Specially selected Transistors
- ★ 250 Milliwatts Output Push-Pull
- ★ Medium and Long Waves
- ★ Internal Ferrite Rod Aerial
- ★ 7 x 4 Elliptical High Resistance Speaker
- ★ Drilled Plastic Chassis 8½ x 2½in.
- ★ Point to Point wiring and practical layout
- ★ Economical. Powered by 7½ v. battery
- ★ Highly sensitive
- ★ Attractive lightweight contemporary case

We can supply all these items including Cabinet for **£11/10/-**. All parts sold separately

Send for circuit diagrams, assembly data, illustrations and instructions, and full shopping list 1/6.

N.B. Pair of XC101's supplied at additional cost of 40/-

Call and hear demonstration model

Further details in the August issue of "Radio Construction"

WALKIE-TALKIE

Type "38" Trans/Receiver

Brand new complete with 2 pr. 'Phones, 2 Mikes, Junction Box, Canvas Bag, and 4 Section Aerial, and spare Valves.

65'- P.P. 5/-.

TRANSMITTER/RECEIVER

ARMY TYPE 17 MK. II

Complete with Valves, High Resistance Headphones, Hand-mike and Instruction Book and Circuit.

Frequency Range: 44.0 to 61 Mc/s.

Range approximately: 3 to 8 miles.

Power requirements: Standard 120 v. H.T. and 2 v. L.T.

Ideal for Civil Defence and communications.

BRAND NEW **59'6**

Calibrated Wavemeter for same 10/- extra

TRANSMITTER/RECEIVER SCR 522

Comprising the well known BC625 and BC624A Units. The complete unit is in very good condition having very useful parts including Relays, Transformers, Condensers, etc.

Less valves 45/-. carr. 5/-.

TRANSISTOR PUSH-PULL AUDIO AMPLIFIER

(200 MILLIWATTS OUTPUT)

Build this Push-Pull Amplifier which is ideal for Crystal or Magnetic Pick-up Amplification, Baby Alarm, Microphone Amplifier, etc.

Powered by 6-volt Dry Battery lasting for months.

Complete Kit of Parts including 4 Transistors and all Components with Circuit (Less Speaker) and plastic case. **£4/10/-**.

MINI-TWO

TWO-TRANSISTOR MINIATURE POCKET RADIO. The smallest Transistor set offered on the market. Variable Tuning, Drilled Chassis, Plastic Case size 3in. x 2in. x ½in. Miniature Hearing Aid, 2 Transistors and all components including 1½ volt Battery, Circuits and full practical layout diagrams.

Total Cost **49'6** Complete.



TRANSISTOR SIGNAL TRACER

Complete Kit with 2 Transistors Components, Phones and Circuit and plastic case. **42'6**

TRANSISTOR SQUARE WAVE GENERATOR

Complete Kit with 2 Transistors. Components. Circuit and plastic case. **25/-**

DIODES

B.T.H. GERMANIUM	1/6
MULLARD OA74	2/6
IN21	3/6
IN22, IN23, IN21A	5/-

MODEL-MAKERS' MOTORS

Two types available 12 or 24 v. with ½" spindle **10/-** each

6 v. VIBRATOR PACKS

Output 120 v. 30 m/a., 12/6. Brand new.

COLLARO RC456

4-speed auto-changer. Latest type with crystal turnover pick-up. **£8/19/6** P.P. 3/6.

"HOMELIGHT"

2-TRANSISTOR PERSONAL PORTABLE

Variable Tuning

We can supply all components including 2 Transistors, Diode, Resistors, Condensers and Miniature Hearing Aid and Plastic Case size 4½ x 2½ x 1½ and 1½ v. Battery FOR 52/6.

All items sold separately

RP24 10/- RP25 12/6 RP26 25/-
Brand new with valves, carr. 2/6.

COLLARO RC/3/554

3-speed single player with crystal turnover pick-up type "T" **£8/19/6** carr. 3/6. Brand new in original carton.

"YOU CAN RELY ON US"

Stockists of all Radio and Electronic components for
manufacturers, laboratories, Educational authorities,
and the amateur.



THE NEW AVO MULTIMINOR

This first-quality pocket instrument available
from stock.

DC. $2\mu\text{A}$ to 1 A in 5 ranges, 0-1,000v in 7 ranges.
AC. 0-1,000v in 5 ranges. Resis. 0-2meg in 2 ranges.
10,000 Ohms per volt.

Price **£9.10.0** Leather Case **32/6**
or 9 payments of **23/3**
or Deposit **63/4** and 6 payments of **22/2**

ALL OTHER AVO INSTRUMENTS IN STOCK

RADIO SERVICING COMPANY


82, SOUTH EALING ROAD, LONDON, W.5

Telephone : EAL. 5737

Next to South Ealing Tube (TURN LEFT) 9 to 6 p.m., Wednesday 1 o'clock.

Come and Hear It

Last month we announced the coming of the superb new Revox Tape Recorder illustrated here. It is a precision made Swiss machine with a professional performance and specification. The price is 110gns. and brief details are given below. This machine is now available for demonstration at our showroom and we would urge you to come and hear this really superlative recorder.



Twin tracks. Frequency range 40-15,000 cps \pm 2db at $7\frac{1}{2}$ " / sec. 3 inputs. 3 motors. Record and replay heads with separate amplifiers. Two channel mixing. Will take spools up to $10\frac{1}{2}$ " in. diameter.

Quality Mart

8 DARTMOUTH PARK AVENUE,
LONDON, N.W.5
GULiver 1131

POLYTHENE

PROTECTIVE CAPS & PLUGS
FOR
STANDARD INTERNAL & EXTERNAL
THREADS
OR
SPECIAL MOULDINGS

AMPLEX APPLIANCES (KENT) LTD.

19 DARTMOUTH ROAD, HAYES, BROMLEY, KENT
(RAVensbourne 5531)

All export enquiries to
ANGLO NETHERLAND TECHNICAL EXCHANGE LTD.
3, TOWER HILL, LONDON, E.C.3.

A. C. SOLENOID type SAM/T.



Increased Performance
Continuous 14 ozs. at $\frac{3}{4}$ "
Instantaneous to $5\frac{1}{2}$ lbs.
Same dimensions as Type
SA.

Larger and smaller sizes
available. Greatly increased
discounts for quantities.
Also Transformers to 7kVA
3 Phase

R. A. WEBBER LTD.

18, FOREST ROAD, KINGSWOOD, BRISTOL,

Phone: 74065

RADIO · TELEVISION · HI-FI · ELECTRONICS · RECORDERS

AUTO-CHANGERS

See us for your requirements or send for our latest list.



COLLARO 4-SPEED MIXER AUTO-CHANGER


Latest model RC.456 incorporating auto and manual control enabling records to be played singly or automatically. Complete with Studio crystal pick-up and sapphire stylus. List £13.17.0
LASKY'S PRICE £8.19.6
 Post 5/-.

COLLARO "JUNIOR" 4-SPEED MOTOR AND PICK-UP



Collaro "Junior" 4-spd. motor and pick-up with HGP59 cartridge. Post 3/6.
£4.12.6

B.S.R.TU9, 4-speed motor and latest B.S.R. "ful-fi" pick-up. Post 3/6.
 Motor only, 5/6, post 2/6.
 Pick-up only, 3/6, post 2/6.



Collaro 4/564 4-speed Single Player with Studio T p.u. crystal cartridge and styl. Automatic stop.
LASKY'S PRICE £7.7.0
 Carr. 3/6.

TRANSCRIPTION TURNTABLES

COLLARO 4-speed Transcription Turntable, 4T200/PX, £19/10/0. Less pick-up £14/18/-.
 Carr. 7/6

The New AVO MULTIMINOR. 19 ranges A.C. & D.C. 10,000 ohms per volt D.O. 1,000 ohms per volt A.C. Pocket size: 5 1/2 x 3 1/2 x 1 1/2 in. Complete with leads and clip £9.10.0. Post 3/6.



TRANSISTORS AT A REASONABLE PRICE

R.F. P.N.P. Junction type, suitable for medium and low frequency oscillators, frequency changers and I.F. amplifiers. 1.5 to 3 Mc/s (double spot—yellow & red) **21/-**
 AUDIO P.N.P. Junction type, suitable for high gain and low frequency amplifiers, and for output stages up to 250 milliwatts, (double spot—yellow and green). **10/-**
 Post Free.

- ★ TESTED AND GUARANTEED EFFICIENT
- ★ HERMETICALLY SEALED and unaffected by temperature variations.

Full operating data and circuit diagrams for a simple receiver superhet, T.R.F., multi-vibrator, relaxation oscillator, audio amplifier, oscillators, signal tracers, etc., supplied with each Transistor.

MULLARD TRANSISTORS
 OC70 OC71 OC 72 OC16
 21/- 30/- 60/-


BRIMAR TRANSISTORS
 TS1 12/6. TS2 12/6. TS3 15/-
 TS4 27/6. TP1 or TP2 40/-
 TJ1 7/6. TJ2 7/6. TJ3 13/6.

LASKY'S TRANSISTOR SUPERHET TUNER FOR HOME CONSTRUCTION ON PRINTED CIRCUIT


Uses three R.F. Transistors and one Germanium Diode, three I.F. transformers. Ferrite rod aerial. Operates on one 6 v. battery and one 1.5 v. cell. Printed Circuit, 3 1/2 in. x 3 1/2 in.

CAN BE BUILT FOR. Post 3/6. £5.12.9
 Full details and illustrations post free on request.
 Demonstrations at both addresses.

NOTE:—This Tuner in conjunction with our Transistor Amplifier (see below) makes an excellent Transistorised radio. Cabinets available.



LASKY'S TRANSISTOR AMPLIFIER KIT (200 milliwatts) For construction on a Printed Circuit



All components available separately.

Size: 3 1/2 x 3 1/2 in. Height can be under 1 in. Uses our new hermetically sealed Transistors and operates from 6-volt battery. Output impedance 3 ohms.

FULL DETAILS, CIRCUIT DIAGRAM AND SHOPPING LIST 1/- post free.

COMPLETE KIT including 4 Transistors, all brand new components, latest T.C.C. miniature condensers, printed circuit and full instructions, **79/6** Post 3/6.

DEMONSTRATIONS AT EITHER OF OUR ADDRESSES

SUB-MIN. TRANSISTOR TRANSFORMERS 4/6 Post 1/-.
 45-1 ratio each.

ALL TRANSISTOR COMPONENTS. Trans., midget, min. and sub-min. Coils, Ferrite Rods, sub-min. Condensers, etc.

PICK-UP BARGAIN "BONETTE" Lightweight Crystal Pick-up with 2 cartridges. **LASKY'S PRICE 45/-**
 Post 2/6.

ACOS HGP37 p.u. Cartridges, I.p. and standard, complete with styl. List 41/7.
LASKY'S PRICE 18/-
 Post 1/-.



Teletron "Companion" 3-TRANSISTOR POCKET RADIO. T.R.F. circuit covering medium and long waves, with balanced armature output. Ferrite aerial. Note small size: 4 1/2 x 3 x 1 1/2 in. You can build this novel transistorised pocket receiver for only **89/6**
 Full instructions and price list, 6d. post free. All components available separately.



STOP PRESS BARGAIN
 12in. TRUVOX SPEAKERS, 15 ohms., 10 watts. **LASKY'S PRICE 45/-**
 Post 3/6.



LASKY'S 4-WATT PORTABLE GRAM AMPLIFIER

Will suit any type of crystal or magnetic pick-up. Uses 3-valves: EL84 output, L63 and EZ80 rect. Speaker and controls are completely separate and can be mounted as shown or on anywhere in cabinet where most suitable.

COMPLETE with 3 valves and knobs, less Speaker. 79/6
 Carr. 5/-.

7 x 4in. Elliptical Speaker, if required, 19/6 extra.

Details and circuit diagram post free on request.



LASKY'S PORTABLE GRAM AMPLIFIER KIT

2 watts. Note small dimensions approx. 6 1/2 x 3 1/2 in. max. height 5 1/2 in. Uses EL84 output and 6X4 rectifier, double-wound transformer, tone control, output transformer, etc. Built on a T.C.C. PRINTED CIRCUIT which greatly simplifies construction and eliminates wiring errors.

COMPLETE KIT, including valves, printed circuit, full instructions, less Speaker **58/-**
 Carr. 2/6.

7 x 4in. Elliptical Speaker, if required, 19/6 extra.

★ **H.P. TERMS and CREDIT SALES** available on certain items.

LASKY'S RADIO



LASKY'S F.M. TUNER PRINTED CIRCUIT VERSION OF G.E.C. 912 "F.M. PLUS" TUNER FOR HOME CONSTRUCTION

Note these star features:—

- ★ HIGH SENSITIVITY.
- ★ ALL BRAND NEW T.C.C. CONDENSERS.
- ★ AERIAL COIL AND R.F. COUPLING COIL PRINTED ON CIRCUIT.
- ★ 5 VALVES AND 2 GERMANIUM DIODES.

By the use of a printed circuit the I.F. and R.F. amplifiers are extremely stable at maximum gain and results are consistent on all tuners.

Valve line-up:—

- R.F. Amplifier, Z719 or EF80.
- Mixer and Osc. B719 or ECC85.
- 1st I.F. amp., W719 or EF85.
- 2nd I.F. amp., W719 or EF85.
- 2 Germanium Diodes GEX.34.
- Driver Limiter, Z719 or EF80.

CAN BE BUILT FOR 8 gns.

(including valves)
Post and Pkg. 2/6.
G.E.C. F.M. Tuner Book plus our full data and shopping list 2/6 post-free. All parts available separately.
ALIGNMENT SERVICE available.

JASON F.M. TUNER

Special Parcel containing data book, chassis, front panel, dial, drive, tuning condenser, full sets of coils, I.F.s, ratio detector, etc. **68/9**

Post 2/6.

DATA BOOK with price list 2/-. This tuner uses 4-6AM6 and 2 crystals and can be built for £6/15/-, plus 3/6 post.

JASON "ARGONAUT"

Super-sensitive Tuner for F.M. and medium waves. Complete parcel with power supplies. **£13.19.6**

Post 3/6.
DATA BOOK 2/- post free. Chassis Assembly 57/9 post 2/6. I.F. and Coil Set 78/- post 1/6.

All components available separately.

OTHER F.M. TUNERS

TSL £17/10/-. DULCI £17/10/-. Also Quad, Leak, R.C.A., Rogers, Pamphonic, etc.
DULCI H4/T 4-wave AM/FM Tuner, £20/17/-.

SAVE POUNDS! ORDER BY POST IF YOU CANNOT CALL

SPECIAL PURCHASE! PORTABLE TAPE RECORDER AMPLIFIERS



Mains 200/250 v. A.C. 6 watts output. 4 valves: EZ41 rect., EL41 output, EF40 and ECC81. Tone, volume and record/play back controls. Neon level indicator. Microphone and gram inputs. Can be used as a straight amplifier. Circuit diagram supplied.

LASKY'S PRICE £6.19.6

Complete with valves. Post & Pkg. 5/-.

BUILD THIS 4-VALVE S/HET PORTABLE FOR ONLY 7 GNS.

The PRINTED CIRCUIT supplied makes construction amazingly easy and accurate. You can build this fine 4-valve superhet portable in an hour or so, and performance equals ready-built sets costing pounds more!



FOR ONLY £7/7/- plus 3/8 carr. and pkg., you can build this Portable using all brand new components and valves, only batteries extra. Printed circuit, circuit diagram, and full instructions supplied.

If you would first like to study the layout of this portable send 1/6 for Circuit Diagram, illustrations and full data. FOR ONLY £9/9/- plus 3/8 carr. and pkg., you can build this job as a mains and battery Portable using our specially designed build-it-yourself Power Unit for 200-250 v. A.C.

Demonstrations at both addresses:

6-12 volt MINIATURE MOTORS



Complete with gearbox. Overall size: 2 1/2" long x 1 1/4" x 1". Works with any voltage from 6 to 12. Ideal for models, remote control etc. Original cost over £2.

LASKY'S PRICE

12/6

Post 1/6.

HI-FI SPECIALISTS!

Selective Demonstrations of all the latest and best Hi-Fi equipment are given at our Tottenham Court Road showrooms. Call and see our large and comprehensive stocks.

PICK-UPS. Garrard, Leak, Connoisseur, Orthophone, B/J., etc., etc.

SPEAKERS. Wharfedale, Goodmans, G.E.C., Lowther, Lorenz, etc., etc.

TRANSCRIPTION TURNTABLES. 3 and 4 speed Garrard, Connoisseur, Collaro, Lenco, etc.

AMPLIFIERS. Quad, Rogers, Leak, RCA, Pamphonic, Unitelex, W.B., etc.

CABINETS. Wide selection and bargain value in Cabinets and cases to house your speakers and hi-fi equipment.

Brand new and unused. Overall size: 14in. long, 4 1/2in. wide, 4 1/2in. high. (Controls are mounted through chassis so cannot be seen in illustration.)

Note:—For use with high or medium impedance Tape Heads, but with modification can work with any T.R. heads.

DULCI HI-FI CHASSIS, AM and AM/FM TUNERS, and AMPLIFIERS

- New designs including:—
- Mdl. H.3. AM/FM Radiogram Chassis, 3 wavebands including V.H.F. £20/17/-
 - Mdl. H.4. AM/FM Radiogram Chassis, 4 wavebands including V.H.F. £24/6/6
 - Mdl. H.4.PP. AM/FM Radiogram chassis, 4 waves including V.H.F. 6-8 watts o.p. push-pull, ultra linear. £29/3/10
 - Mdl. H.11. Combined and self-powered AM/FM Tuner, Control Unit and Audio pre-amplifier. £29/3/10
 - Mdl. DPA.10. 10-14 watt Ultra Linear Power Amplifier... £12/12/-
 - Mdl. DP.4. 4-watt High Fidelity Amplifier £7/10/-

MULLARD 510 AMPLIFIER KIT WITH T.C.C. PRINTED CIRCUIT



All specified components and your choice of transformers and chokes by Partridge, Haddon, W/B, Ellison or Gilson.

COMPLETE KIT of parts and printed circuit as low as **£9.9.0**

Details on request.
Book 3/6 post free.
Printed circuit separately 22/6.
Also available built ready for use. Price according to transformers used.

All components for above Amplifier available separately. Price List on request.



NEW BRENELL MARK IV DECK

Now available! Entirely redesigned to permit of conversion to stereophonic sound with 4 heads for dual channel operation when required.

- DECK only..... 22 gns.
- DECK WITH PRE-AMP. UNIT and magic eye indicator ready for use with any standard amplifier. 38 1/2 gns.

COMPLETE MARK IV TAPE RECORDER, as illustrated. Counter 30/- extra..... 53 gns.

Come and inspect the new Brenell Mark IV and have a demonstration. Full details post free on request.

TAPE DECKS
Collaro "Tape Transcriber," Mk. IV, £22. Fitted pre-amp., £43.
Truvox Deck, Mk. III, 23 gns.
Truvox Deck, Mk. IV, £27/6/-.
Lane Deck, £18/10/-.
Wearite Decks, £35 and £40.

TAPE RECORDERS
Leading makes—Grundig, Elizabethan, Truvox, Sound, Vortexion, etc.

COLLARO TAPE DECK MOTORS set of 3, clockwise, anti-clock capstan. List £5/15/-
LASKY'S PRICE **95/-**
Post 5/-.

SPECIAL PURCHASE RECORDING TAPE

Famous manufacturer's surplus. P.V.C. base, 1,200ft. **21/-** on 7in. plastic spool, post 1/-.

ALL LEADING MAKES OF RECORDING TAPE IN STOCK.

SPECIAL SPOOL OFFER

7in. Metal Spools, 1/6. All other types and sizes of spools in stock.

MORE MONEY-SAVING LASKY BARGAINS ON NEXT PAGE

EVERYTHING FOR HOME CONSTRUCTOR & SERVICEMAN

TRUVOX 'SENIOR' SPEAKER DRIVING UNIT (pressure type) Power handling cap. 15 watts peak. With 12ft. cinema horn reproduces down to 17 cps. List £7/15/-. Lasky's Price 59/6 Carr. 5/-.

MOVING COIL P.M. SPEAKERS 2 1/2in. 17/6. 3in. and 3 1/2in. 19/6. 5in. 19/6. 6 1/2in. 17/6. 8in. 21/- 10in. 29/6. 12in. 29/6. 6 1/2in. with transformer..... 21/6. 7 x 4in. Elliptical..... 19/6. 10 x 7in. Elliptical..... 32/6

SPECIAL OFFER DUAL CONCENTRIC SPEAKERS (15 in.) High Fidelity. 25 watts, 15 ohms imp., full freq. range 20 c.p.s. to 17,000 c.p.s., resonance 20 c.p.s. Complete with crossover unit. List £27/4/6. LASKY'S PRICE £16.19.6 Carr. 7/6 plus 30/- for wood packing case (returnable).

6-VALVE RADIOGRAM CHASSIS COMPLETE WITH VALVES Famous Manufacturer's Surplus. 6-valve 3-wave Superhet. 13-50 m. short. 200-550 m. medium. 1,000-2,000 m. long. Brand new Mullard valves: ECH42, EF41, L63, EB41, 6V6, 6X5, E240 and finest quality components. Gram., switch, 465 Kc/s I.F. tone control, three-colour dial. Overall size 13 1/2 x 6in. height 12 1/2in. Aperture required for dial and controls 11 x 3 1/2in. COMPLETE WITH VALVES, output trans., knobs, etc. LASKY'S PRICE £10/19/6 Carriage and packing 7/6 extra

5-VALVE RADIOGRAM CHASSIS COMPLETE WITH VALVES 3-wave superhet, 16-50 m., 200-550 m., 1,000-2,000 m. Brand new Mullard and Mazda valves—6C9, 6F15, 6LD20, N108, U107. Overall dim. 13in. long, 6in. deep, 7in. high approx. for A.C. mains 200/250 v. LASKY'S PRICE 7 GNS. Carr. and Pkg. 7/6 extra Price without valves £5/4/-

HI-FI ELECTROSTATIC SPEAKERS ("TWEETERS") Easy to fit to any radio, TV receiver or amplifier. Full data and circuit diagram supplied. LSH75. For outputs up to 6 watts, 8/- LSH518. For outputs of 10-12 watts, 12/6. LSH100. For outputs up to 20 watts, 14/- Post free

LPH65. MOVING COIL TWEETER. Imp. 5.5 ohms, freq. range 2,000-2,200 30 cps. For outputs up to 6 watts. 2 1/2in. diameter. All post free. 39/6. SPEAKER COVERINGS. Large stocks of Tygan and "Somewave" Speaker Coverings. Any size piece cut. Send for samples and prices.

MAKERS' SURPLUS TV COMPONENT BARGAINS

- WIDE ANGLE 38 mm. Line E.H.T. trans., ferro-cube core, 9-16kV. 25/- Scanning Coils, low imp. line and frame. 25/- Ferro-cube cored Scanning Coils and Line Output Trans., 10-15 kV., EY51 winding. Line Trans. Complete with circuit diagram, the pair Frame Output Transformer. 50/- 6/8 Scanning Coils, low imp. line and frame. 17/6 Frame or line blocking osc. transformer. 4/8 Focus Magnets Ferro-dure. 19/6 P.M. Focus Magnets Iron Core'd. 22/6 Duomag Focalsers. 15/- 300 ma. Smoothing Chokes Electromagnetic focus coil with combined scan coils. 25/- STANDARD 38 mm. Line Output Transformers 6.9 kV. E.H.T. and 6.3 v. winding Ferro-cube. 19/6 Scanning coils. Low imp. line and frame. 12/8 Ditto by Igranite. 14/6 Frame or line blocking oscillator transformer. 4/6 Frame output transformer. 7/6 Focus Magnets Without Vernier. 12/6 With Vernier. 17/8 Focus Coils, Electro-magnetic. 12/6 200 ma. Smoothing Chokes. 10/6

INEXPENSIVE EASILY BUILT RADIO SETS

Lasky's Radio Constructors' Parcels contain everything to build up-to-date and very efficient sets at low cost.



PARCEL No. 1 Contains everything to build a 4-valve 3-wave superhet for 200/250 A.C. mains. Uses 6K8, 6K7, 6Q7. 6V6 valves. Attractive wood cabinet, walnut veneer, or plastic cabinet as illustrated. Size 12 x 6 1/2 x 5 1/2in. deep. CAN BE BUILT FOR £7/19/6 Carr. and packing 2/6

PARCEL No. 2 Contains everything to build a T.R.F. 3-valve set for 200/250 A.C. mains, medium and long waves. Uses 6K7G, 6J7, 6V8 and metal rectifiers. Neat plastic cabinet, walnut or ivory finish, or wood cabinet. Size 12 x 6 1/2 x 5 1/2in. deep. CAN BE BUILT FOR £5/10/0 Carriage and packing 2/6

INSTRUCTION BOOK for either above sets 1/- post free. CABINETS ONLY, plastic or wood, 17/6. Post 2/6. All components available separately



BAND III. Very large selection Band III Converters, Aerials, Turret Tunets, Co-ax. Cable.

CO-AX. CABLE, 80 ohms semi-airspaced, finest quality, stranded. Per yd., 9d. Doz. yds. 7/6. Any length supplied.

16" METAL CONE C.R.T. Type T901. Not "seconds" but brand new and perfect in original cartons. Gives large 11 x 14 1/2in. picture. Guaranteed by us for 3 months. Listed at £23/0/-.

LASKY'S PRICE £8/9/6 Carr. and Insur. 22/6 extra Masks, Anti-Corona, Bases and Ion Traps available.

17in. C.R. TUBES Rectangular, aluminised or ion trap 0.3 heater. Brand £12/19/6 Carr. and Insur. 22/6

LASKY'S NEW MIDGET T.R.F. CONSTRUCTOR PARCEL



CAN BE BUILT FOR ONLY 99/6 Post & Pkg. 5/-

Handsome contemporary design case, overall size 8 1/2in. wide, 4 1/2in. deep, 5in. high. 2 latest double-purpose valves EBF9 and ECL30, contact cooled rectifier. For A.C. mains 200-250 v. Med. and long wave, 5in. P.M. speaker. Plastic cabinet in cream, pastel green, pink, blue. FULL DATA, instructions, circuit diagram and shopping list, 1/6 post free. All components available separately. CABINET only, as illus., 12/6 plus 4/6 post and pkg.

POCKET VOLT TEST METERS

Two ranges, D.C. 0-250 v. and 0-25 v. Complete with leads in canvas case. Lasky's Price 12/6 Plus 2/6 post and packing. In leather case 1/6 extra.

LASKY'S RADIO

ALL-DRY POWER UNITS By Decca. Suitable for any battery radio using 1R5, 1T4, etc., 6 1/2 volts H.T., 1 1/2 volts L.T. For full details see our November advertisement. LASKY'S PRICE 29/6 Post 3/6

FERRITE RODS Large selection of Ferrite Rods, all lengths, in stock. Price, per rod, 2/6 to 3/6.

MAINS TRANSFORMERS All 200-250 v. 50 c.p.s. primary finest quality, fully guaranteed. MBA/3. 350-0-350 v 80 mA. 6.3 v. 4 a., 5 v. 2 a. Both filaments tapped at 4 volts. 19/6 MBA/7. 250-0-250 v. 80 mA. 6.3 v. 3 a., 5 v. 2 a. Both filaments tapped at 4 volts. 19/6 AT/3. Auto trans. 0-10-120, 200-230-240 v. 100 watts. 19/6 MT/34L. Tapped input 250-0-250, 120 mA., 6.3 v. 5 amps, fully shrouded. 27/6

FILAMENT TRANSFORMERS All 200-250 v. 50 c.p.s. primary, finest quality, fully guaranteed. 6.3 v. 1.5 amp. 5/11 6.3 v. 3 amp. 9/6 0-30 v. 2 amp. tapped voltages 19/6

GERMANIUM CRYSTAL DIODES GEX.00 1/6. GEX.34 3/6. WG5 3/6. GEX. 54 and OA74 5/-. GD3 3/6. GD4 3/6. CG12E 5/-.

20,000 VALVES IN STOCK

Here are a few examples of brand new surplus and imported valves: EB91 7/6 EV41 10/8 EY86 14/8 EB11 7/6 EF80 10/6 E240 8/8 EAB/80 10/- EF85 10/6 E280 8/6 EAF42 10/- EF86 12/6 PCF82 12/6 EBC41 10/- EF89 10/- PCC84 12/6 ECC85 10/- 6K3 10/6 PL81 13/6 ECC84 15/- 6V8 9/6 PL82 10/6 EOC33 9/- 6K7 5/6 PL83 11/8 ECC82 9/- 6Q7 10/6 PY80 10/6 ECC81 9/- 6R7 8/6 PY81 10/6 12AT7 8/8 5Z4 9/6 PY82 10/6 12AU7 9/6 DAF38 10/- PY83 10/6 12AX7 9/6 DL86 10/- 6AT6 7/6 EB89 10/6 DK96 10/- 6AT7 7/6 ECF82 15/- DP96 10/- 185 7/8 ECH42 11/8 DM70 9/- 384 9/- ECH81 11/8 EY31 12/6 174 9/- ECL50 10/8 EC84 11/8 185 7/6 Also full stocks of B.V.A. Valves and C.R. Tubes at the new lower list prices.

WRITE FOR COMPLETE LIST

SPECIAL RECTIFIER OFFERS

RM.0, 125 v. 30 m/a ... 4/11 RM.1, 125 v. 60 m/a... 5/11 RM.2, 125 v. 100 m/a... 6/6 RM.3, 125 v. 120 m/a... 7/6 RM.4, 250 v. 125 m/a... 16/- RM.5, 250 v. 150 m/a... 21/- Post extra. All makes and types in stock. Send us for your requirements.

LASKY'S (HARROW ROAD) LTD.



42 TOTTENHAM COURT ROAD, W.1. Nearest Station Gooch Street MUSEum 2605.

370 HARROW ROAD, PADDINGTON, W.9. (Opposite Paddington Hospital) LAD 4075 and CUN 1979.

Open all day Saturday. Early closing Thursday (both addresses)

ALL MAIL ORDERS TO HARROW ROAD PLEASE

SELENIUM RECTIFIERS BATTERY CHARGING EQUIPMENT

All for A.C. Mains 200-250v., 50 c/s. Guaranteed 12 months. Assembled 6v. or 12v. 4 amps.

L.T. Types

2/6 v. 1/2 a.h.w.	1/9
6/12 v. 2 a.h.w.	2/9

F.W. Bridge

6/12 v. 1 a.	4/11
6/12 v. 2 a.	8/9
6/12 v. 3 a.	11/9
6/12 v. 4 a.	14/9
6/12 v. 6 a.	19/9
6/12 v. 10 a.	25/9

H.T. Type H.W.

120 v. 40 mA.	3/9
250 v. 50 mA.	5/9
250 v. 80 mA.	7/9
250 v. 150 mA.	9/9
300 v. 250 mA.	12/11

ASSEMBLED CHARGERS

6 v. 1 a.	19/9
6/12 v. 1 a.	27/9
6 v. 2 a.	29/9
6/12 v. 2 a.	38/9
6/12 v. 4 a.	56/9

Above ready for use with mains and output leads. Cases well ventilated and finished in stoved blue hammer. Carr. and packing 3/6.

BATTERY CHARGER KITS
Consisting of Mains Transformer F.W. Bridge. Metal Rectifier, well ventilated steel case. Fuses, Fuse-holders, Grommets, panels and circuit. Carr. 2/6 extra.


6 v. or 12 v. 1 amp.	22/9
6 v. 2 amps.	25/9
6 v. or 12 v. 2 amps.	31/6
6 v. or 12 v. 4 amps.	53/9

BATTERY CHARGER KIT
Consisting of F.W. Bridge Rectifier 6/12 v. 5 a. Mains Trans., 0-9-15 v. 6 a. output, and ammeter. Only 49/9. Post 3/-.

ASSEMBLED CHARGER
6 v. or 12 v. 2 amps.
Fitted Ammeter and selector plug for 6 v. or 12 v. Louvred metal case, finished attractive hammer blue. Ready for use with mains and output leads. Double Fused. Only Carr. 3/6. **47/9**



Fitted Ammeter and variable charge selector. Also selector plug for 6 v. or 12 v. charging. Double fused. Well ventilated steel case with blue hammer finish. **75/-**
Ready for use with mains and output leads. Carr. 3/9. Or Deposit 13/9 and five monthly payments 13/9.



AM/FM RADIOGRAM CHASSIS. HIGH QUALITY. PUSH PULL. 6-8 WATTS OUTPUT

Current manufacture. 12 months' guarantee. For 200-250 v. mains. Covers L and M. Wavebands plus F.M. Includes 8 latest type miniature B.V.A. valves. Only 22 gns. plus 7/6 carr. Or deposit £2/12/- and 9 monthly payments of £2/12/- . Guaranteed 12 months.

CO-AXIAL CABLE. 75 ohms $\frac{1}{2}$ in., 8d. yard. Twin screened feeder 11d. yard.

ELECTROLYTICS (current production) Not Ex-Govt.

Tubular Types	Can Types
8 mfd. 450 v.	1/9
8 mfd. 500 v.	2/6
16 μ F 350 v.	1/11
16 μ F 450 v.	2/9
16 μ F 500 v.	3/9
8-16 μ F 500 v.	4/11
25 μ F 25 v.	1/3
50 μ F 12 v.	1/3
50 mfd. 25 v.	1/9
50 μ F 50 v.	1/9
100 mfd. 12 v.	1/9
100 mfd. 25 v.	2/3
3,000 mfd. 6 v.	3/9
6,000 mfd. 6 v.	3/11

Many others in stock.

VOLUME CONTROLS with long spindles, all values, less switch, 2/9; with S.P. switch, 3/9.

EX GOVT. STEP UP/STEP DOWN TRANSFORMERS. Double wound 80/100 watts. 10-0-100-200-220-240 v. to 5-0-75-115-125-135 v. or Reverse. Only 11/9, plus 2/9 post. 10-0-100-200-220-240 v. to 9-0-110-122-136-148 v. or Reverse. 200 watts, 35/9, plus 7/6 carr.

EX GOVT. METAL BLOCK PAPER CONDENSERS

4 mfd. 500 v.	2/3
4 mfd. 1,000 v.	3/9
8 mfd. 500 v.	4/6
10 mfd. 500 v.	3/9

THE SKY FOUR T.R.F. RECEIVER



A design of a 3 valve 200-250 v. A.C. Mains L. & M. wave T.R.F. receiver with selenium rectifier. For inclusion in cabinet illustrated or walnut veneered type.

It employs valves 6K7, SP61, 6F6G, and is specially designed for simplicity in wiring. Sensitivity and quality is well up to standard. Point-to-point wiring diagrams, instructions and parts list, 1/9. This receiver can be built for a maximum of £4/19/6 including cabinet. Available in brown or cream bakelite, or veneered walnut.

EX GOVT. VIBRATOR UNITS. 12 v. input 280 v. output. Suitable for car radio, etc., 16/6.

VIBRATORS. Oak and Wearite. Synchronous 7 pin 2 v. 7/9, 6 v. 8/9.

EX. GOVT. 50 WATT AMPLIFIERS. Brand new. For normal 200-250 v. 50 c.p.s. A.C. mains. Designed for speech only but with suitable pre-amp. could be used with Gram. or Radio. Valves included. Four 6L6s used for output. Complete with hand microphone with good length of lead. Only 10 gns. Ready for use. Carr. 15/-.

RE-ENTRANT SPEAKERS, 8 watt, suitable for above, 25/- each.

5 CORE FLEX. Henleys circular rubber 14/36. Each lead colour coded. 1/6 yard.

EX GOVT. MAINS TRANSFORMERS
All 200-250 v. 50 c/s input.

120-0-120 v. 40 mA.	5/9
250-0-250 v. 60 mA., 6.3 v. 3 a., 6.3 v. 1 a. Potted 4 1/2-3 1/2 in.	11/9
Pr. 0-110-200-230-250 v., 275-0-275 v. 100 mA., 6.3 v. 7 a., 5 v. 3 a.	18/9
230-0-230 v. 80 mA., 12.6 v. 1.5 a. 5 v. 2 a.	11/9
400-0-400 v. 250 mA. 5 v. 2 a., 5 v. 2 a.	18/9
12.5 v. 3 a., 5 v. 3 a.	12/9

R.S.C. BATTERY TO MAINS CONVERSION UNITS

Type BM1. An all dry battery eliminator. Size 5 1/2 x 4 1/2 x 2 in approx. Completely replaces batteries supplying 1.4 v. and 90 v. where A.C. mains 200-250 v. 50 c/s. is available. Suitable for all battery portable receivers requiring 1.4 v. and 90 v. This includes latest low consumption types. Complete kit with diagram. 39/9 or ready for use 46/9.



Type BM2. Size 8 x 5 1/2 x 2 1/2 in. Supplies 120 v., 90 v., and 60 v., 40 mA. and 2 v. 0.4 a. to 1 amp. fully smoothed **THEREBY COMPLETELY REPLACING BOTH H.T. BATTERIES AND L.T. 2v. ACCUMULATORS** when connected to A.C. mains supply 200-250 v. 50 c/s. **SUITABLE FOR ALL BATTERY RECEIVERS** normally using 2 v. accumulator. Complete kit with diagrams and instructions, 49/9, or ready for use, 59/6.

JUNCTION TRANSISTORS for Audio stages. Only 7/6. For R.F. 17/6.
MINIATURE MOTORS. 24/28 v. D.C. or A.C. Size only 2 1/2 x 1 1/2 in. Spindle 1 1/2 in long, 1/4 in. diam. Made by Hoover Ltd., Canada. Price only 9/9.
M.E. SPEAKERS. 2-3 ohms R.A. 8 in. Field 600 ohms, 11/9.

R.S.C. TRANSFORMERS

FULLY GUARANTEED.	INTERLEAVED AND IMPREGNATED.
MAINS TRANSFORMERS Primaries 200-230-250 v. 50 c/s.	FILAMENT TRANSFORMERS Primaries 200-250 v. 50 c/s.
FULLY SHROUDED UPRIGHT MOUNTING	
250-0-250 v. 60 mA., 6.3 v. 2 a., 5 v. 2 a.	17/6
350-0-350 v. 70 mA., 6.3 v. 2 a., 5 v. 2 a.	19/9
250-0-250 v. 100 mA., 6.3 v. 4 a., 5 v. 3 a.	23/9
250-0-250 v. 100 mA., 6.3 v. 6 a., 5 v. 3 a., for R1355 conversion	31/-
200-0-300 v. 100 mA., 6.3 v. 4 a., 5 v. 3 a.	25/9
350-0-350 v. 100 mA., 6.3 v. 4 a., 5 v. 3 a.	23/9
300-0-300 v. 130 mA., 6.3 v. 4 a., c.t., 6.3 v. 1 a., suitable for Mullard 5A10 Amplifier	33/9
375-0-375 v. 150 mA., 6.3 v. 4 a., 5 v. 2 a.	29/9
350-0-350 v. 150 mA., 6.3 v. 4 a., 5 v. 3 a.	33/9
350-0-350 v. 150 mA., 6.3 v. 2 a., 6.3 v. 2 a., 5 v. 3 a.	33/9
425-0-425 v. 200 mA., 6.3 v. 4 a., c.t., 6.3 v. 4 a., c.t., 5 v. 3 a., suitable Williamson Amplifier, etc.	49/9
TOP SHROUDED DROP-THROUGH TYPE	
260-0-260 v. 70 mA., 6.3 v. 2 a., 5 v. 2 a.	16/9
350-0-350 v. 80 mA., 6.3 v. 2 a., 5 v. 2 a.	18/9
250-0-250 v. 100 mA., 6.3 v. 4 a., 5 v. 3 a.	22/9
300-0-300 v. 100 mA., 6.3 v. 4 a., 5 v. 3 a.	23/9
350-0-350 v. 100 mA., 6.3 v. 4 a., 5 v. 3 a.	23/9
350-0-350 v. 150 mA., 6.3 v. 4 a., 5 v. 3 a.	29/9
	CHARGER TRANSFORMERS All with 200-230-250 v. 50 c/s. Primaries: 0-9-15 v. 1 1/2 a., 11/9; 0-9-15 v. 3 a., 16/9; 0-3.5-9-17 v. 3 a., 17/9; 0-9-15 v. 5 a., 19/9; 0-9-15 v. 6 a., 23/9.
	OUTPUT TRANSFORMERS Midget Battery Pentode 66:1 for 3S4, etc. 3/6 Small Pentode 5,000 Ω to 3 Ω 3/9 Standard Pentode, 5,000 Ω to 3 Ω 4/9 Standard Pentode, 8,000 Ω to 3 Ω 4/9 Push-pull 8 watts 6V6 to 5 ohms 8/9 Push-pull 10-12 watts 6V6 to 3 Ω or 15 Ω 15/9 Push-pull 10-12 watts to match 6V6 to 3-5-8 or 15 Ω 16/9 Push-pull EL84 to 3 or 15 ohms 16/9 Push-pull 15-18 watts, sectionally wound, 6L6, KT66, etc., to 3 or 15 ohms 21/9 Push-pull 20 watt high-quality sectionally wound, 6L6, KT66, etc., to 3 or 15 Ω 47/9
	SMOOTHING CHOKES 250 mA., 5 H., 100 ohms 11/9 150 mA., 7-10 H., 250 ohms 11/9 100 mA., 10 H., 200 ohms 8/9 80 mA., 10 H., 350 ohms 5/6 60 mA., 10 H., 400 ohms 4/11 1 amp. 0.5 ohm. L.T. type 6/6

R.S.C. A10 ULTRA LINEAR 30 WATT AMPLIFIER

NEW 1957 DESIGN, HIGH FIDELITY PUSH-PULL UNIT EMPLOYING SIX VALVES. EF86, EF86, ECC83, 807, 807, GZ34. Tone Control Pre-amp stages are incorporated. Sensitivity is extremely high. Only 12 millivolts minimum input is required for full output. THIS ENSURES THE SUITABILITY OF ANY TYPE OR MAKE OF MICROPHONE OR PICK-UP. Separate Bass and Treble controls give both "lift" and "cut" with ample tone correction for long playing records. An extra input with associated vol. control is provided so that two separate inputs such as "mike" and gram, etc., can be simultaneously applied for mixing purposes. AN OUTPUT SOCKET WITH PLUG IS INCLUDED FOR SUPPLY OF 300 v. 20 mA. and 6.3 v. 1.5 A. FOR A RADIO FEEDER UNIT. Price in kit form with easy-to-follow wiring diagrams.



Type 807 output valves are used with High Quality Sectionally wound output transformer specially designed for Ultra Linear operation. Negative feedback of 20 D.B. in main loop. **CERTIFIED PERFORMANCE FIGURES ARE EQUAL TO MOST EXPENSIVE UNITS AVAILABLE.** Frequency response ± 3 D.B., 30-20,000 c/cs., Tone Controls ± 12 D.B. at 50 c/cs., + 12 D.B. to - 6 D.B. at 12,000 c/cs., Hum and noise 70 D.B. down. Good quality reliable components used. Chassis finish blue hammer. Overall size 12 x 9 x 9 in. Power consumption 150 watts. For A.C. mains 200-230-250 v. 50 c/cs. Outputs for 3 and 15 ohm speakers. **EQUALLY SUITABLE FOR THE CONNOISSEUR OR FOR LARGE HALLS, CLUBS, or OUTSIDE FUNCTIONS. IDEAL FOR USE WITH MUSICAL INSTRUMENTS SUCH AS STRING BASS, ELECTRONIC ORGAN, GUITAR, etc. FOR DANCE BANDS, GARRISON THEATRES, etc.** We can supply Microphones, Speakers, 12 v. Rotary Converters, etc., at best cash prices or on terms with amplifiers.

Cover as illustrated **10 GNS.** carr. 10/-.

Or Factory built with 12 months' guarantee £12/19/6. TERMS ON ASSEMBLED UNITS. DEPOSIT 35/9 and 9 monthly payments of 28/11.

etc. We can supply Microphones, Speakers, 12 v. Rotary Converters, etc., at best cash prices or on terms with amplifiers.

LT/45 HIGH QUALITY TAPE DECK AMPLIFIER

COMPLETE WITH POWER PACK and OSC. STAGE. Suitable for Collaro, Lane, Truxox, Aspden, Brennell, etc. State make of Deck when ordering. Chassis size 12-7-3in. Overall size 12-7-3in. For 200-250 v. 50 c/cs. A.C. mains. Output for standard 2-3 ohm speaker. Only 15 millivolts input required for full recording. Only 2 millivolts minimum output required from recording head. Magic Eye recording level indicator. Provision for feeding P.A. amplifier. Negative feed-back equalisation. Linear frequency response ± 3 D.B. 50-11,000 c/cs. Facilities for recordings at 15in. 7 1/2in. or 3 1/2in. per second. Automatic equalisation at the turn of a knob. When switching from record to playback position automatic from record to playback position automatic demagnetisation of heads is assured. Separate 7/6 gain and output controls. Valves type ECC83, ECC83, EL84, EZ80, EM34. Output 4 watts. Brand new cartoned but for 110 v. 50 c.p.s. A.C. mains. No other make which represents the same exceptional value. Leaflet 6d. Special Offer. Collaro Deck, LT45, 6 1/2in. speaker, and Studio "Mike" 29 gns. Carr. 10/-.

12 GNS. Ready for use

Unit supplied with maker's 12 months' guarantee. We know of no other make which represents the same exceptional value. Leaflet 6d. Special Offer. Collaro Deck, LT45, 6 1/2in. speaker, and Studio "Mike" 29 gns. Carr. 10/-.

COLLARO RC457 4 SPEED AUTO-CHANGER 3

With studio pick-up with turnover head. BRAND NEW. Cartoned, latest model. For 200-250 v. 50 c.p.s. A.C. mains. Very limited number at only £8/19/6. Carr. 5/6.

COLLARO RC54 3 SPEED AUTO-CHANGER

As above unit but for normal speed requirements. Brand new cartoned but for 110 v. 50 c.p.s. A.C. mains. No other make which represents the same exceptional value. Leaflet 6d. Special Offer. Collaro Deck, LT45, 6 1/2in. speaker, and Studio "Mike" 29 gns. Carr. 10/-.

PORTABLE CABINETS. Exceptionally attractive design.

Finished in 2 tone rexine. Provision for speaker and amplifier. Inside dimensions 17 1/2 x 12 1/2 in. 59/6 Depth 7in. plus lid 1 1/2in. Carriage 5/-.

LINEAR L45 MINIATURE 4/5 W. QUALITY AMPLIFIER.

Suitable for use with Garrard, B.S.R. or any other record playing unit and most microphones. Total negative feedback 12 D.B. Separate Bass and Treble controls. For A.C. mains input of 200-250 v. 50 c.p.s. Output for 2/3 ohm speaker. Three miniature Mullard valves used. Size only 6 x 5 x 5 1/2 in. high. Chassis fully isolated from mains. Guaranteed 12 months. Only £5/19/6. Or Deposit 22/- and five monthly payments of 22/-. Send S.A.E. for leaflet.

PLESSEY DUAL CONCENTRIC 12in. P.M. SPEAKERS

(15 ohms), consisting of a high quality 12in. speaker of orthodox design supporting a small elliptical speaker ready wired with choke and condensers to act as tweeter. This high fidelity unit is highly recommended for use with our A11 or any similar amplifier. Rating is 10 watts. Price only £5/17/6. Or Deposit 13/- and nine monthly payments of 13/-.



ALL ULTRA LINEAR 12-14 WATT AMPLIFIER



NEW 1957 DESIGN HIGH-FIDELITY PUSH-PULL AMPLIFIER WITH "BUILT-IN" TONE CONTROL PRE-AMP STAGES

Two input sockets with associated controls allow mixing of "mike" and gram, as in A10. High sensitivity. Includes 6 valves, ECC83, ECC83, EL84, EL84, 8Y6. High quality sectionally wound output transformer, specially designed for Ultra Linear operation, and reliable small condensers of current manufacture. **INDIVIDUAL CONTROLS FOR BASS AND TREBLE** "Lift" and "Cut" Frequency response ± 3 D.B. 30-30,000 c/cs. Six negative feedback loops. Hum level 60 DB down **ONLY 23 millivolts** input required for **FULL OUTPUT**. Suitable for use with all makes and types of pick-ups and microphones. Comparable with the very best designs. For **STANDARD or LONG PLAYING RECORDS**. For **MUSICAL INSTRUMENTS** such as **STRING BASS, GUITARS, etc.** **OUTPUT SOCKET** with plug provides 300 v. 30 mA. and 6.3 v. 1.5 A. For supply of a **RADIO FEEDER UNIT**. Size approx. 12-9-7in. For A.C. mains 200-230-250 v. 50 c/cs. Output for 3 and 15 ohm speakers. Kit is complete to last unit. Chassis is fully punched. Full instructions and point-to-point wiring diagrams supplied. Despite improved performance due to use of latest miniature valves price remains as previous model but extra input now standard.

Only 8 GNS. or factory built 45/- extra. Carr. 10/-. If required louvred metal cover with 2 carrying handles can be supplied for 18/9. TERMS ON ASSEMBLED UNITS. DEPOSIT 25/6 and nine monthly payments of 25/6.

LINEAR "DIATONIC" 10-WATT HIGH FIDELITY AMPLIFIER. Incorporating pre-amp. For A.C. mains input 200-230-250 v. 50 c.p.s. A compact attractively finished unit with two separately controlled inputs, and outputs for 3 and 15 ohm speakers. Separate Bass and Treble controls. Five latest type miniature Mullard valves. **Only 12 GNS.** Send S.A.E. for leaflet and credit terms.

W.R. "STENTORIAN" HIGH FIDELITY P.M. SPEAKERS. HF1012, 10 watts, 15 ohm (or 3 ohm) speech coil. Where a really good quality speaker at a low price is required, we highly recommend this unit with an amazing performance. £4/10/9. Please state whether 3 ohm or 15 ohm required.

P.M. SPEAKERS. 2-3 ohm 5in. Goodmans 17/9. 7 x 4in. Elliptical 19/9. 6 1/2in. Rola, 19/9. 8in. Rola, 19/9. 8in. Goodmans 21/9. 10in. R.A., 25/9. 10-6in. Elliptical 23/9. 12in. Plessey 29/11. 12in. Plessey 3 ohms, 12,000 lines, 59/6.

SUPERHET RADIO FEEDER UNIT

Design of a high quality Radio Tuner Unit (specially suitable for use with any of our Amplifiers). A Triode Hepiode F-changer is used. Pentode I.F. and double Diode Second Detector, delayed A.V.C. is arranged so that A.V.C. distortion is avoided. The W. Ch. Sw. incorporates Gram. position. Controls are Tuning, W. Ch., and Vol. Output will load most Amplifiers requiring 500 mV. input depending on A.C. location. Only 250 v. 15 mA. H.T. and L.T. of 6.3 v. 1 amp required from amplifier. Size of unit approx. 9-6-7in. high. Send S.A.E. for illustrated leaflet. Total building cost is £4/15/-. Point-to-point wiring diagrams and instructions. 2/6.

RECORDING TAPE. 1,200ft. Reels Puretons, Medium Coercitivity, 15/9.

COLLARO JUNIOR 4 SPEED RECORD PLAYER with separate pick-up having dual point sapphire stylus. Brand new, cartoned. For 200-250 v. A.C. mains only £4/17/6. Carr. 3/6.

LG3 MINIATURE 3 WATT GRAM. AMPLIFIER

For 200-250 v. 50 c.p.s. A.C. Mains. Overall size only 6 1/2 x 4 1/2 x 2 1/2 in. Fitted vol. and Tone Control with mains switch. Designed for use with any kind of single player or record changing unit. Output for 2-3 ohms speaker. Guaranteed 12 months. Only 49/9. Carr. 3/9.

R.S.G. A5 4-5 WATT HIGH GAIN AMPLIFIER

A highly sensitive 4-valve quality amplifier for the home, small club, etc. Only 50 millivolts input is required for full output so that it is suitable for use with the latest high-fidelity pick-up heads in addition to all other types of pick-ups and practically all mikes. Separate Bass and Treble controls are provided. These give full long playing record equalisation. Hum level is negligible being 71 D.B. down 15 D.B. of negative feedback is used. H.T. of 300 v. 26 mA. and L.T. of 6.3 v. 1.5 A. is available for the supply of a Radio Feeder Unit or Tape Deck pre-amplifier. For A.C. mains input of 200-230-250 v. 50 c/s. Output for 2-3 ohm speaker. Chassis is not alive. Kit is complete in every detail and includes fully punched chassis (with baseplate) with the blue hammer finish, and point-to-point wiring diagrams and instructions. Exceptional value at only £4/15/-, or assembled ready for use 25/- extra, plus 3/6 carriage. Or Deposit 22/- and five monthly payments of 22/- for assembled unit.

R.S.C. A7 3-4 WATT QUALITY AMPLIFIER

A highly sensitive 4-valve amplifier using negative feedback and having an excellent frequency response. Pre-amplifier and Tone Control stages are incorporated with separate Bass and Treble controls giving full tone compensation for long playing records. Suitable for any kind of pick-up including latest high fidelity types. H.T. of 250 v. 20 mA. and L.T. 6.3 v. 1 A. available for supply of Radio Feeder Unit, etc. **ONLY 40 millivolts** input required for full output. Fully isolated chassis with baseplate. For A.C. mains 200-250 v. 50 cycles. Output for 2-3 ohm speaker. Complete kit of parts with point-to-point wiring diagrams and instructions. Only £3/15/-, carr. 3/6 or factory built 22/6 extra. Or Deposit 18/6 and five monthly payments of 18/6 for assembled unit.

Radio Supply Co. (LEEDS) LTD.

32 THE CALLS. — LEEDS, 2.

Terms: C.W.O. or C.O.D. No C.O.D. under £1. Postage 1/9 extra on all orders under £2, 2/9 extra under £5 unless carriage charge stated. Full Price List 6d. Trade List 5d. Open to Callers: 9 a.m. to 5.30 p.m. Saturday until 1 p.m. S.A.E. please with all enquiries.

G.W. SMITH & CO (RADIO) LIMITED

Phone: GERRARD 8204/9155
Cables: SMITHEX LESQUARE
3-34 LISLE STREET, LONDON, W.C.2

A.R.88 WAVECHANGE SWITCHES. Ceramic, 8 bank, 6 position, complete with all screens. Brand new, 17/6 each. P/P. 2/6

WELDING TRANSFORMER. Input 230 volts. Output 17.5 volts 35 amps. New, 72/6. P/P. 5/-

L.T. TRANSFORMER BARGAIN. Input 200/250 volts. Output 12 volts 5 amps. Only 12/6 each. P/P. 2/-

6 VOLT VIBRATOR PACKS
Output 120 volts 30 m/a. Fully smoothed, uses standard Mallory 4-pin vibrator. Supplied brand new and boxed, 12/6 each. P/P. 2/6.

R.1155 SUPER SLOW MOTION DRIVES
Improved version as fitted to Model L and N. Suitable for Model A, etc. Brand new, 12/6 each. P/P. 1/6.

0-1 MA. METERS
Brand new moving coil meters, round flush mounting with 2 1/2 in. scale, calibrated 0/300 volts. Resistance 100 ohms. Supplied complete with rectifier, 25/- each. P/P. 1/-

"C" CORE E.H.T. TRANSFORMERS. All new and unused. Input 230 volts. 1. Output 3850 v. 5 ma. 4 v. 2.5 A. 4 v. 1 a. 52/6 each. P/P. 3/- 2. Output 1250-0-1250 v. 5.5 ma. 6.3 v 1A. 6.3 v 1 A. 4 v. 1 A. 42/6 each. P/P. 2/6.

MIDGET RECORDER MOTORS. Size only 1 1/2 x 1 x 2 3/4 in. Will operate from 4.5 to 24 volt D.C. Fitted with reduction gear. Supplied brand new, 12/6 each. P/P. 1/-

BARGAIN 6.3 VOLT FILAMENT TRANSFORMERS
Potted, hermetically sealed, ceramic terminations, all brand new. Made by famous manufacturer


Type 1. 200/250 volt input. Outputs: 6.3 v. C.T. 5.6 amps., tapped 5 v.; 6.3 v. C.T. 4.8 amps., tapped 4 v.; 6.3 v. C.T. 1 amp., tapped 4 v., 19/6 each.

Type 2. 200/250 v input. Output: 6.3 v. C.T. 3.3 amps., tapped 5 v.; 6.3 v. C.T. 1 amp., tapped 4 v.; 6.3 v. C.T. 9 amp.; 6.3 v. C.T. 6 amp., 15/6 each. Postage both types, 2/-

A.C. MAINS BLOWER MOTORS. 220/230 volts. 1 1/2 in. dia. outlet. Housed in metal box and fitted with dust filter pads. Supplied with 2 lengths of hose, brand new, 42/19/6 each. P/P. 7/6.

MUIRHEAD STUD SWITCHES
Brand new and boxed. 4 banks, each bank 24 positions. Heavy duty contacts. Only 17/6 each P/P 1/6.

AMERICAN GEARED MOTORS
American 24 volt D.C. motor with built-in precision gearbox giving twin outputs 20 r.p.m. and 6 r.p.m. Will also operate on 12 v. giving reduced outputs. Size 7in. x 1 1/2 in. Shaft dia. 1/2 in. Supplied brand new only. P/P. 3/- 19/6 each.



GOSSOR DOUBLE BEAM OSCILLOSCOPE TYPE 339
Operation 110/200/250 volts A.C. 120 watts. Time Base 10 positions. 6 cps. to 250,000 cps. Amplifier 10 cps. to 2,000,000 cps. Sensitivity, Y1.Y2.3.1 v. D.C. 1.1 v. rms. X. 2.25 v. D.C. .8 v. rms. Supplied in good working order. £27/10/- each. P/P. £1.

CHEAP TRANSISTORS
Red spot. 800 hcs/6, 7/6. Yellow/green, audio. 250 mw., 10/- Yellow/red RP 1.5-8 mcs. 21/-

TRANSISTOR TRANSFORMERS. 1in. sq., 3:1.4.5:1.10:1. 4/6.

TRANSISTOR CONDENSERS. Electrolytic, 1/2 1in., 6, 8, 18 or 30 mfd., 3 or 6 volt, 2/9; .001 .002 .005, .01, .02, or .04, 9d.

TRANSISTOR VARIABLE. Jackson, 365 pf., 2-gang, 8/6.

MAINS NEON PANEL INDICATORS. Chrome escutcheon. Red, amber, green or clear. 3/9. 42/- doz.

COOPER AERIAL WIRE. Ex-U.S.A. 300ft. reels, 3/6.

HEAVY DUTY SLIDER. 1 ohm, 12 amp., 6/6.

MAINS VOLTAGE REGULATOR TRANSFORMERS. For A.C. mains 50 cycles. Will give a variable output from 185 volts to 250 volts at 24 amps, £15 each. P/P. 10/- Smaller type available 200/240 volts 7.5 amps, 87/6 each. P/P. 5/-

AMERICAN SUPER LIGHT-WEIGHT HEADPHONES
Magnetic type, res. 50 ohms. Fitted with rubber earmoulds to fit inside the ear. Extremely good quality, ideal for communication receivers, etc., supplied brand new, 15/- pair. P/P. 1/-

AMERICAN MINE DETECTORS. Type SCR-625c. Battery operated, portable and supplied complete with instruction book. Ideal for detecting all types of metals £12/10/- each. P/P. 10/-

SPECIAL OFFER
BRAND NEW AMERICAN/ CANADIAN No. 19 Mk II TRANSMITTER - RECEIVER. Complete with all valves. Frequency coverage 2 to 8 mc/s, 65/- each. P/P. 10/-

Limited number only available.

ADMIRALTY 12 VOLT MOBILE AMPLIFIERS. Separate mic. or gram inputs. Output 10 watts, matched to 3, 15 or 600 ohms. Supplied in good working order, 48/19/6 each. P/P. 5/-

HEAVY DUTY "C" CORE TRANSFORMER. Input 230 volts. Outputs, 510/0/510 v 300 m/a. 375/0/375 v. 100 m/a., 6.3 v. 9 a., 2 x 6.3 v. 2 a., 2 x 6.3 v. 1 a., 6.3 v. 1.5 a., 6.3 v. 5 a. 5 v. 3 a. Brand new, 82/6 each. P/P 5/-

EDDYSTONE MAINS POWER PACKS
Supplied brand new and unused. Mains input 200/250 volts. Output 175 volts 6j ma. and 12 volts 2.5 a. Double choke and condenser smoothed. 5Z4 rectifier. Housed in grey metal case. Only 32/6 each. P/P 3/6.

HEAVY DUTY MAINS ISOLATING TRANSFORMERS. Specifications:—Primary 230 volts 3 amps. Secondary 230 volts 3 amps. (service rating, OK 5 amps.) Ideal for laboratory or workshop use. Supplied brand new in original transit cases, 46/10/- each. P/P. 10/-

AMERICAN ROTARY TRANSFORMERS
Models available for either 6 or 12 volt D.C. input Output 250 volts D.C. 80 mA. Ideal for car radios or razors, etc., brand new, 22/6 each. P/P. 3/-

HEATER TRANSFORMERS. Input 230 volts. Output 6.3 v. 1.5 a., 5/8. 3 amp., 10/6.

CRYSTAL DIODES, G.E.C. 10d. CRYSTAL SET COLLS. Repenco dual genc., 2/6. Teletron HAX, 1/2. .0003 mfd., variable, 3/10. .0003 mfd. variable 3/10.

WHITE SIGNAL LAMPS. M.e.s. red, green, white on clear, 1/9.

ALLADIN COIL FORMERS. 1in. or 1 1/2 in. with slug, 6d.

ALLADIN COIL FORMERS WITH CANS. 1in., 1/-; 2in. 1/3.

EPICYCLIC DRIVES. 5:1 ratio, 1/3. Cord drives, 1/3.

BRASS JIN. COUPLERS, 7d.; w/spindle, 9d. Ceramic flexible coupler, 1/6.

LINE CORD. .2a. 100 ohms/ft., 1/9 yd; 3 a. 60 ohms/ft 1/9 yd.

CERAMIC CONDENSERS. 500 v. wkg 1 pf. to 5,000 pf., 6d. .01 mfd., 9d.

CARBON RESISTORS. 1/16, 1/4 or 1/2 w. 3d.; 1 w., 4d., 2 w., 6d.

VALVE HOLDERS. Octal, 6d. Mazda 6d. 807 6d. Ceramic, 1/2. Locket, 9d. 8BA, 9L B5, 6d. B7G, 6d. W/skirt, 9d. B3A, 9d. W/skirt, 1/2. Anti-microphonic, w/skirt, 1/3. B7C cans, 6d. B7A cans, 8d.

ALUMINIUM CHASSIS
Best quality, 18 swg., four sided, reinforced corners. 6 x 4 x 2 1/2 in., 3/6; 10 x 7 x 2 1/2 in. 5/3; 7 1/2 x 5 1/2 x 2 1/2 in., 4/6; 11 1/2 x 7 1/2 x 2 1/2 in., 6/-; 13 1/2 x 9 x 2 1/2 in., 6/9.

0.0005 mfd., 2-gang, midget, 7/6. Large 3-gang, 6/6. Ditto 4-gang, 7/6. TRIMMERS. Philips beehive, 10 pf. 1/-; 30pf. 10d. Mica, 50 pf., 6d. 2 x 100 pf., 1/-; 2 x 200 pf., 1/-; Cylidon EHV, 250 pf., 1/- Air spaced w/spindle, 50, 100 pf., 1/6. OCTAL PLUGS, 1/9. BELLING 7-PIN P/S, 1/6 pr. MIDGET JONES, 8-pin 3.6 pr 12-pin, 4/6 pr 21-pin, 7/6 pr. BULGIN 3-pin mains, P73, 4/6 pr.

ROTARY SWITCHES. Small dia. 2 P. 2 W. 1/6. 3 P. 2 W. 1/6. 4 P. 3 W. 2/6. 3 P. 4 W. 2/6. 2 P. 6 W. 2/6. 1 P. 12 W. 2/6. Large ceramic, 2 P. 6 W. 7/6.

TOGGLE SWITCHES. 8/P. on/off, 1/9. D/P. on/off, 2/6. 8/P. c/over, 2/3. D/P. c/over, 3/-

KEY SWITCHES. D/P. c/over, locking, 2/9. Non-locking one side, 2/3.

POTENTIOMETERS. Wirewound. 100 ohms, 300 ohms 1K, 2K, 2.5K, 5K, 10K, 50K, 100K, 2/6. Carbon. 1K to 100K. 1/8. 250K to 2 Meg, 2/6. All w/spindle.

FUSE HOLDERS. 1 1/2 in. Open clips Single, 5d. double, 10d. Fuses, 150 ma. to 5 amp., 3d.

PAPER CONDENSERS. Tubular. 350 or 500 v., .001 to 1 mfd., 9d. .25 1/-, .5, 1/3.

ELECTROLYTIC CONDENSERS
All new stock

2,200 v.	1/3	500/50 v.	4/6
8/150 v.	1/-	250 x 250/8 v.	2/6
8/450 v.	1/9	6,000/8 v.	3/6
8/500 v.	2/-	8 x 8/450 v.	3/6
16/450 v.	2/9	8 x 16/450 v.	3/6
16/500 v.	3/3	16 x 16/450 v.	3/6
30/450 v.	3/9	16 x 16/500 v.	4/6
40/450 v.	3/9	32 x 32/275 v.	3/6
10/25 v.	1/-	32 x 32/350 v.	4/3
25/25 v.	1/9	32 x 32/450 v.	4/6
50/12 v.	1/3	50 x 50/275 v.	3/9
50/25 v.	1/-	50 x 50/350 v.	5/3
50/50 v.	1/9		
100/25 v.	1/3		
500/12 v.	1/3		

RCA. OUTPUT TRANSFORMERS
Completely potted. Centre tapped primary, 8,000 ohms. Secondary tapped, 3, 7.5, 15, 500 or 600 ohms. Separate feedback winding. 15 watts rating. Ideal for 6L6, KT66, EL84's etc., brand new, 27/6 each. P/P. 2/-

P.M. LOUDSPEAKERS, 3 OHM
All new and unused.
Plessey, 2 1/2 in. 16/-; R.A. 6 1/2 in. 17/6;
Plessey, 12 in. 32/6; Goodmans, 3 1/2 in.,
17/6; Elac, 8 in., 19/6; Robs, 7 x 4 in.,
18/6; Elac, 5 in., 17/6; Elac, 19 in.,
27/6; Plessey, 10 x 6 in., 27/6.

ROTARY CONVERTORS. Input 24 volts D.C. Output 230 volts, 50 cycles, 100 watts. Supplied unused, 92/6 each. P/P 5/-.

METAL RECTIFIERS. Sentercell. R.M1 4/3. R.M2 4/3. B.M3 5/6. R.M4 16/6. Contact coated, 126 v. 80 m/a., 4/3. 200 v. 60 m/a., 7/6. 250 v. 80 m/a., 9/-, 250 v. 75 m/a. F.W. bridge, 12/6. 250 v. 300 m/a. 15/8. Pencil type, 250 v. 60 m/a., 5/-, 250 v. 80 m/a., 7/6. 350 v. 60 m/a., 6/-.

INSULATED TERMINALS. Red or black, 1/3.

EX-NAVY SOUND POWERED TELEPHONES

This type requires no batteries to operate and can be fitted in moments. Uses hand generator for calling, giving an extremely loud buzzing note, and also a neon indicator. Ideal for field activities, factories, office, etc. Only 45/- each. P/P 4/6.

WANDER PLUGS, 3d. Insulated sockets. 6jd. Toc 8 MFD. PAPER CONDENSER. 750 volts, 5/6. Sprague, 4 mfd., 600 v., 4/6.

T.V. COAXIAL CABLE. 75 ohms, 1/4 in. dia., 7jd. yd., 6/6 12 yds.

REPANCO TRANSISTOR COMPONENTS
Push/pull interstage transformers..... 8/6
Push/pull output transformers..... 8/-
Dual range ferrite slab aerial..... 13/6
315 kc/s I.F. transformers..... 5/-
Combined oscillator 1st I.F..... 11/6

SPEAKER CABINETS. Attractive, polished walnut veneer, 6 1/2 in. 16/6. 8 in., 21/- GOLD EXPANDING METAL, 5/- sq. ft.

28-WAY TAG STRIPS. VOLTAGE SELECTOR PANELS, 6d.

PYREX DOME AERIAL INSULATOR, 1/3. 3-link chain lumbar, 6d. Eggs, 6d.

JACK PLUG JUMPER LEADS. Fitted with 2 P/O. plugs, 3/-. Sockets, 9d.

G.P.O. TWIN BELL UNITS. New in boxes, 7/6.

G.P.O. LAMP JACKS, 6d.

12-WAY CONNECTOR STRIPS. Break off type 2/6. A.M. 2-way 4d. 3-way, 6d.

A.M. SWITCHBOXES. Fitted with 3 on/off switches, 1/9.

MIDGET H.T. TRANSFORMERS. Input 220/240 v. Output 220 v., 25 m/a., 6.3 v. 1 amp., 10/6.


SMOOTHING CROKES. 10H, 60 m/a., 4/6. 15H 60 m/a., 5/6. 8H, 100 m/a., 8/6. 9H, 100 m/a. 7/6. 5H, 200 m/a., 5/6. 20H, 100 m/a., 15/6. 20H, 120 m/a., 10/6. 15H, 200 m/a., 10/6. Swinging chokes, 3/6 4.2H 250 m/a., 10/6. 8/40H 300 m/a., 10/6.

VALVE BARGAINS

all new and guaranteed.

0A2 ..	8/6	DAF96 ..	9/6	VR/105	7/6
1T4 ..	7/6	EF86 ..	12/6	VR/150	7/6
1R5 ..	8/6	EL4 ..	10/6	6A8 ..	9/-
1R5 ..	8/6	EC21 ..	9/-	6U7 ..	4/6
1N5 ..	10/6	ECC82 ..	5/-	6X4 ..	8/6
1H5 ..	10/6	ECC83 ..	9/-	6AQ5 ..	8/6
1C5 ..	10/6	EZ30 ..	10/6	6BW6 ..	10/6
1A7 ..	12/6	EZ81 ..	10/6	6AT9 ..	10/6
3A4 ..	4/6	EM50 ..	10/6	6F9m ..	8/6
2A5 ..	10/6	EY21 ..	10/6	6J7m ..	7/6
3Q4 ..	8/6	ECL50 ..	11/6	6I6g ..	10/6
3V4 ..	8/6	ECP32 ..	12/6	6G7 ..	8/6
3E4 ..	8/6	BCP89 ..	12/6	2D21 ..	8/6
3V5 ..	9/6	ECC84 ..	12/6	EL32 ..	5/6
6U4 ..	9/6	ECL82 ..	12/6	EA39 ..	1/9
6Q4 ..	9/6	EF80 ..	9/6	EF80 ..	10/6
5Y3 ..	7/3	EB74 ..	10/6	ECC85 ..	10/-
6A05 ..	3/6	EB39 ..	5/6	EF89 ..	10/-
6AK5 ..	5/6	ECH42 ..	10/6	ECH35 ..	11/6
6H6 ..	1/9	EL41 ..	11/6	ECH81 ..	10/6
6J6 ..	3/6	EF31 ..	9/6	EF38 ..	4/6
6C4 ..	5/6	EB91 ..	7/6	EF41 ..	11/-
6J5 ..	4/11	12AHS ..	10/6	EF85 ..	10/-
6K8 ..	9/-	FV80 ..	10/6	EL31 ..	7/6
6V5 ..	7/6	FV32 ..	10/6	EA391 ..	7/6
6Q7 ..	10/6	PY81 ..	10/6	EY91 ..	7/6
6N87 ..	5/11	PY83 ..	11/6	GZ32 ..	12/6
6X5 ..	7/6	PX25 ..	15/6	KT33c ..	9/6
807 ..	6/6	PCP80 ..	12/6	8130 ..	4/6
12A6 ..	7/6	PCF82 ..	12/6	CH42 ..	10/6
2K24 ..	9/6	PCF84 ..	12/6	UBP90 ..	10/6
2K24 ..	9/6	DL41 ..	11/6	UBP89 ..	10/6
DK92 ..	9/6	UAF42 ..	10/6	OAB080 ..	10/6
DK96 ..	9/6	U25 ..	12/6	25L6 ..	10/6
DL96 ..	9/6	PL82 ..	10/6	35L6 ..	10/6
DF96 ..	9/6	VU11 ..	1/9	80 ..	10/6

MODULATOR 67
A wonderful complete A.C. mains power pack containing the following components: Transformer 350/0/350 v. 200 ma. 6.3 v. 6 a. 5 v. 3 a. Input 230 v. 200 ma. choke, 5Z4 rectifier. Paper and electrolytic smoothing condensers 11 other useful valves. Hundreds of components including switches, pots, condensers, resistors, etc. Supplied brand new with covers.



SPECIAL REDUCED PRICE 39/6 each P/P 7/6.

TAPPED L.T. TRANSFORMER. Input 200/250 volts. Output tapped, 3, 6, 9, 12, 24 or 36 volts 5 amps., 35/- each. P/P 3/-.

A.C. MAINS POWER PACKS. Input 230 v. Output 250 v. 50 m/a. 6.3 v., 2 a. Fully smoothed, 5Z4 rectifier. Housed in metal box with other useful gear, including 2X EF50, VR137, EA50 and Y63 valves. 32/6 each. P/P 3/-.

INSTRUMENT TRANSFORMERS. Parmeko. Input 230 volts. Output H.T. 195 volts 85 m/a., tapped 130 v. and 65 v. L.T. 6.3 v. 5 amp. 6.3 v. 3 amp. Brand new, 14/6. P/P 1/6.

HEAVY "C" CORE H.T. TRANSFORMERS.
Type 1. Input 230 volts. Output 360/0/350 volts, 200 m/a. 360/0/360 volts 65 m/a. 6.3 v. ct. 5 a., 6.3 v. ct. 2 a., 6.3 v. 5 a., 5 v. 4 a., 5 v. 3 a., 65/- each. P/P 4/6.
Type 2. Input 230 volts. Output 350/0/350 volts, 400 m/a., 25 v. 1 a., 21 v. 5 a., 6.3 v. 5 a., 6.3 v. 1 a., 5 v. 4 a., 75/- each. P/P 4/6.
Type 3. Input 23 volts. Output 450/0/450 volts, 250 m/a., 2 x 6.3 v. 5 a., 2 x 6.3 v. 1 a., 5 v. 4 a., 69/6 each. P/P 4/6.

EDDYSTONE MAINS POWER PACKS S.441B
Supplied brand new and unused. Input 200/250 v. Output 300 volts 200 m/a. and 12 volts 3 amps. Double choke and condenser smoothed. 5U4 rectifier. Housed in grey metal case, fully fused, indicator etc. Only 49/6 each. P/P 7/6.

AMERICAN BEACON TRANSMITTER/RECEIVERS
RT 37/PPN-2. Brand new and boxed, complete with instruction book. Equipment comprises transmitter/receiver with 9 valves (5 3A5, 3 155 and 1 R5), with built-in 2 v. vibrator power pack, spare vibrator, head-set connector leads and 10ft collapsible aerial. Frequency coverage 214/238 Mc/s. Price 72/6 each. P/P 6/-.

BENDIX COMMAND TRANSMITTERS. Complete with all valves and crystals. Frequency coverage 2.1 to 3 mc/s. Only 22/6 each. P/P 2/6.


EDDYSTONE SPEAKER UNITS
Wonderful offer. All brand new and boxed. 6 1/2 in. speaker fitted in grey metal case. Standard 3 ohm coil, built-in volume control and matching transformer for 600 ohm line. Ideal for all type receivers. Only 27/6 each. P/P 2/6.



12 VOLT MIDGET ROTARY TRANSFORMERS
Type H.T II, size 4 1/2 x 2 1/2 in. Output 310/360 volts at 30 m/a. Price 22/6. P/P 1/6.

DYNAMO EXPLODER UNITS. Used for detonating explosive charges. Operation is by hand generator, giving 1,800 volts across output terminals. Ideal also as photo flash generator. Brand new only 29/6 each. P/P 3/-.

PORTABLE PRECISION VOLTMETERS
Brand new and boxed instruments by famous manufacturer housed in polished teak case. Moving iron movement reading A.C. or D.C. volts on 2 ranges 0-160 and 0-320 volts. Scale length 8 inches. Accuracy within 2%. Supplied at a fraction of original cost, only 15/19/6 each. P/P 4/6.



4 SPEED RECORD CHANGERS
Brand new 1957 model B.S.R. 4-speed automatic record changers. Only 18/12/6 each. P/P 3/6.
Brand new 1957 model COLLARO RC456 4-speed automatic record changers. Only 18/15/- each. P/P 3/6.

CHARGING AND MODEL TRANSFORMERS-
1. Pri. 200/250 v. Sec. 3.5, 9 or 17 v. 1 amp., 9/9-
2. Pri. 200/250 v. Sec. 3.5, 9 or 17 v. 2 amp., 14/3.
3. Pri. 200/250 v. Sec. 3.5, 9 or 17 v. 4 amp., 16/6.
4. Pri. 200/250 v. Sec. 6.3 v. 3 amp., 8 v. 1.5 amp., 9/6.
5. Pri. 200/250 v. Sec. tapped, 3, 4, 5, 6, 8, 10, 12, 15, 18, 20, 24 or 30 volt 2 amp., 18/6. Postage 1/6 all types.

L.T. METAL RECTIFIERS. Full wave and bridge. 12 v. 1 amp., 6/3; 12 v. 2 amp., 9/3; 12 v. 4 amp., 13/9; 24 v. 1 amp., 12/6; 24 v. 4 amp., 22/6. P/P 1/- all types.

MINIATURE SLOW MOTION DRIVES
Dia. 1 1/2 in. Scale 0-100, for 1/4 in. spindle. Complete with locking device. Brand new, 7/6. P/P 1/- Large type available as above, 7/6.

INSTRUMENT POTENTIOMETERS. Brand new Colvren type. 100,000 ohms. 10 wats, 3 1/2 in. dia. Ideal for bridges, etc. 10/6 each. P/P 1/-.

BARGAIN GRAM MOTORS. Garrard centre-drive motors complete with turntables. 200/250 volt A.C. Adjustable mechanically from 0 to 45 r.p.m. Only 22/6 each. P/P 3/-

CRYSTAL MICROPHONE INSERTS
Sensitive, ideal for tape recorders, amplifiers, etc., 4/6 each P/P 6d.




HALLICRAFTER S.36A V.H.F. COMMUNICATION RECEIVERS. Frequency coverage 27 to 143 mc/s. F.M. or A.M. Operation 110/230 volts A.C. Supplied brand new with handbook, 145 each. P/P 1/1.

MARCONI SIGNAL GENERATORS. Tf. 390 g. 4-100 mc/s. new, boxed, 122/10/- Tf. 517. 18-56 & 150-300 mc/s new, boxed, 135. With T1675 pulse modulator, 142/10/- Tf. 144g. 85 kc/s.-25 mc/s. Recon., 175. Carriage 1/1 extra all types.

METER BARGAINS
15 microamp 2 1/2 in. F.M. M.C. 59/6
15 microamp 2 1/2 in. Pj. M.C. 49/6
100 microamp 2 1/2 in. F.M. M.C.3 ... 9/6
200 m/a/amps. 2 1/2 in. F.M. M.C. ... 9/6
1 amp. RF 2 1/2 in. Pj.T.C. 5/-
300 volt A.C. 2 1/2 in. F.M. M.I. 25/-
1.5 amp. A.C./D.C. 2 in. F.M. M.I. ... 6/6
20/0/20 amp. Lucas car-type 8/6
2 m/a. meter rectifiers, STC 5/6

W. SMITH & CO (RADIO) LIMITED
Phone: GERRARD 8204/9155
Cables: SMITHEX LESQUARE
3-34 LISLE STREET, LONDON, W.C.2

CLYNE RADIO LTD.



18, TOTTENHAM COURT ROAD, LONDON, W.1


MUSEUM 5929/0095
(50 yards only from Tottenham Court Road Tube)

All post orders please to:—162, HOLLOWAY ROAD, LONDON, N.7.
NORth 6295/67

TRANSISTORS!!!

SURPLUS—P.N.P.	
RED SPOT (Audio/Experimental Applications)	10/- ea.
BLUE SPOT, R.F. up to 1.6 Mc/s.	15/- ea.
WHITE SPOT, R.F. up to 2.5 Mc/s.	20/- ea.
STANDARD—	
BRIMAR	
T.S.1	18/- ea.
MULLARD	
OC70	91/- ea.
OC71	24/- ea.
OC72	30/- ea.
(ALL POST FREE)	

JASON SWITCH TUNED FM FEEDER KIT



This excellent unit enables the selection of Home, Light or Third programme at the touch of a switch. Complete freedom from drift is ensured by the incorporation of Automatic Frequency Control. Valve line-up: 4-EP80, 1-ECF80. Front end completely prefabricated. When used in conjunction with a suitable amplifier superb quality is obtainable. The highest standards of efficiency and reliability that are the well-known features of the Jason Standard and Fringe Model FM Tuners have been maintained. Instruction booklet and our itemised price list 2/- post free or the complete Kit £9/19/6, plus P. & P. 2/6.


DULCI F.3.A.M. RADIOGRAM CHASSIS. We are very fortunate in being able to offer a further limited quantity of this very popular and efficient chassis at a greatly reduced price. Specification: Three wavebands, Long, Medium and Short. Valve line-up: X79, 6BA6, 6AT6, EL84, 6X4 (or equiv.). Four controls: Tone, ON/OFF, Volume, Wave-change. Tuning. Output 4 watts matched to 5-8 ohms. Incorporates latest Ferrite Rod Aerial. Input sockets for crystal or magnetic pick-up. Provision for mains supply, to gram motor. Overall dimensions 12in. L x 7in. D x 7 1/2in. H. Attractive dial with Red, Gold and Green lettering on Black background. Dial size: 1 1/2in. x 4 1/2in. Price, whilst stocks last, only £10/5/-, plus 3/6 P. & P. Terms available.

ANNOUNCING OUR NEW F.M. TUNER KIT (printed circuit). This is our printed circuit version of the Osram 912 F.M. Tuner—using T.C.C. printed circuit and condensers, incorporating 5 valves and two germanium diodes. Attractive black and gold dial, with gold escutcheon plate. Dial aperture only 5 x 2 1/2in. Osram P.M. booklet plus our additional instructions and individually priced components list—2/6 post free or the Kit absolutely complete at £8/8/- plus 2/6 P. & P. Alignment service available if required. We are demonstrating at 18 Tottenham Court Road.



THE JASON FM TUNER

Based on the booklet by Data Publications Ltd., 2/- post free, including our individually priced Parts List. Highly sensitive, free from drift. Incorporates 4 valves 6AM6 and 2 specially graded G.E.C. Crystals. The kit supplied includes drilled chassis with tuning condenser, scale calibrated in mc/s. and attractive bronze slowness-enamelled front plate already mounted (illustrated). Front plate size 8in. x 5in. Chassis 7in. x 4 1/2in. x 1 1/2in. Complete standard kit £6/15/- plus 2/6 P. & P. Fringe area kit £7/15/- plus P. & P.



DULCI

DULCI H.3 AM/FM Chassis (7 valve). Covering Long, Medium and F.M. bands. Most attractive dial in RED and GOLD on BLACK background. £20/17/- plus 5/- p. & p.
DULCI H.4 Push pull AM/FM chassis £20/3/10 plus 5/- p. & p.
All Dulci products available ex stock. Illustrated leaflets and H.P. terms available. Demonstrating at both branches.

SPEAKERS & ENCLOSURE

Full range in stock by WHARFEDALE, W.B., T.S.L., etc. Your enquiries welcomed.

***** IMPORTANT ANNOUNCEMENT *****

OUR NEW BRANCH IS NOW OPEN AT 162, HOLLOWAY ROAD, LONDON, N.7.

Telephone: NORTH 6295/67.

★ Situated approximately half-way between "Nags Head" and Highbury Corner. One minute from HOLLOWAY ROAD and DRAYTON PARK Tube Stations. Two doors from the NORTHERN POLYTECHNIC.

★ Early closing Thursday at 1 p.m. Open all day Saturday until 5.30 p.m.

★ The service that we are noted for at Tottenham Court Road is available!

★ Old and new friends welcome!

★ ALL MAIL ORDERS and CORRESPONDENCE in future to HOLLOWAY ROAD please.

FM POWER PACK KIT. We can now supply complete kit for power pack suitable for the above F.M. tuner or any other similar type. Price for the complete kit is 37/6 only or 52/6 for ready assembled unit. This pack is extremely small, incorporating valve rectifier type 6X3 and built on chassis size only 6in. x 4in. x 1 1/2in. Optional extra for power pack. Bulgin Octal Plug 2/3.

Have YOU had a copy of our 109 page comprehensive CATALOGUE? This invaluable publication is only 2/-, post free.

JASON AM/FM KIT

This is a very high quality chassis for medium waves and FM, incorporating 8 of the latest miniature valves, plus DM70 magic eye. Kits are available for chassis complete with output stage at £16/5/-. Also less output stage but with own built-in power pack at £13/19/6 only. These are high fidelity units and exceptional value at these prices which include all required components and full constructional details. Fully illustrated Data Booklet with full construction details, plus individually priced component list, available per return of post 2/- post free. Both plus 3/6 P. & P.

THE R.C. 3/4 WATT AMPLIFIER KIT. Compare the advantages. Treble, base AND middle controls. For crystal or magnetic pick-up. A.C. Mains 200/250 v. Valve line-up: 6V6GT, 6X5GT metal 6X5GT. Negative feedback. Built on stove enamelled steel chassis, measuring only 8in. x 4in. x 1 1/2in. Four engraved cream knobs are included in the price of the complete kit with all necessary practical and theoretical diagrams at 24/5/- only, plus 2/6 packing and post or instruction booklet fully illustrated for 1/- Post free. This amplifier can be supplied assembled, tested, and ready for use at 25/5/- plus P. & P. Hearing is believing.




THE NEW R.C. TRANSISTOR/RECEIVER KIT

This receiver, covering medium waveband, which can be assembled in about 1 hour, will give amazing volume and tonal quality when used in conjunction with a good aerial and earth. Incorporating PNP Transistor and Germanium Diode. For headphone reception. Included with the kit of parts is a handsome plastic case in black and white, measuring 4 1/2 x 2 1/2 x 1 1/2in. This case accommodates the complete receiver, including battery. **PRICE OF COMPLETE KIT 25/- plus 1/3 P. & P.** Lightweight high resistance headphones can be supplied separately at 15/- pair. If, however, the kit is purchased complete with headphones this will be supplied at a **SPECIAL INCLUSIVE PRICE OF 37/8 plus 1/6 P. & P.** Optional extra. 100ft. coil single 7/36 coloured P.V.C. covered wire suitable for both aerial and earth. 2/6 only.



RC4.FAM AM/FM RADIOGRAM CHASSIS

A new style AM/FM Chassis employing a printed circuit F.M. Tuner section. Valve line-up: 8 valves, ECC83 6B8, 12AH6, 6BA6, 6AL5, 6AT6, EL84, 5Y3. Most attractive dial 12 x 4 1/2in. Fully illuminated with figures in green, red and white on black background. Four controls: Tuning, Volume, Wavechange and Tone/On/Off. Dimensions (overall): 13 x 9 x 6in. Frequency coverage (four wavebands). 1,000-2,000 m., 200-550 m., 15-50 m., 88-100 mc/s. This is an excellent and very efficient chassis. Price £22/10/- plus 5/- P. & P.



BARGAIN CORNER

NEW PLASTIC RECORDING TAPE. 1,200 ft. on plastic spool. 21/0, plus 1/6 p. & p. 3 spools for 63/- post free.

DUAL CONCENTRIC CONE LOUD-SPEAKER. 6 1/2in. dia., 3-5 ohm speech coil. Excellent quality, few only at 35/- each plus 1/- p. & p.

POCKET VOLTMETER. A very handy instrument for measuring voltages from 1 v. to 250 v. D.C. in two ranges. Contained in well made wallet. Brand new, only 12/6 each plus 9d. p. & p.

VALRADIO T/V TUNER. Few only 16 m/cs. I.F. Series heaters. Employs POC84 and PCF80 valves. Covers all bands from 40-100 mc/s. and 170-225 mc/s. Whilst stocks last £3/19/6 plus 2/- p. & p.

UNIVERSAL AVO MINOR. Eleven D.O ranges. Complete with test leads and battery. Ex-W.D. but BRAND NEW and fully guaranteed £7/10/- plus 1/6 p. & p.

AMERICAN SUPER-LIGHTWEIGHT HEADPHONES. Magnetic type. Fitted with rubber earmoulds. Impedance 30 ohms. Brand new 15/- pr. plus 1/- p. & p.


Our advantageous H.P. and Credit Sale terms are available on any single item over £5. Your enquiries invited.

If not stated, please add postage on orders under £1. Cash with order or C.O.D. (charges extra).

Open: Tottenham Court Road: 9 a.m. to 6 p.m. Mon. to Fri., Sat. 1 p.m. Holloway Road: 9 a.m. to 6 p.m. daily Thurs. 1 p.m., Sats. 5.30 p.m.

THE "SUPERIOR FOUR" KIT.
Our superior four-valve receiver A.C. mains, 200/250 v. M. and Long waves.

As with our very successful "Economy Four" all required components are supplied. Valve line-up: 2 6B6GT, 6 X56T, 6 V 6GT. Chassis is drilled. Cabinet size 10 1/2 in. x 10 in. wide. Maximum depth at base bin, tapering to 3 1/2 in. at top. Sloping front. Very attractively finished in light walnut and peach. Each component brand new and tested prior to packing. Complete instruction booklet with practical and theoretical diagrams is provided. Booklet available at 1/6 post free. Our price for complete kit £6/9/6. Please add 2/6 P. & C. If preferred, we can supply Cabinet Assembly only, comprising Cabinet and bracket valve-change switch; dial pointer, drum, pulls, drive spindle, drive spring and knob, at 45/- plus 2/6 P. & C. N.B.—Our kits are even supplied with sufficient solder for the job.



THE R.C. 2 AMP. BATTERY CHARGER KIT. Includes handsome well-ventilated stove-enamelled steel box, size 7 1/2 in. x 3 1/2 in. x 3 1/2 in. Fully shrouded first quality transformer, brand new 6.E.C. rectifier. Mains fuse, etc., for charging 6 or 12 v. batteries at 2 amp. Absolutely complete kit with full practical and theoretical instructions. Price 3/6 plus 2/6 P. & C. Can be supplied assembled and tested at 45/- plus P. & C. Battery lugs, optional extra at 1/6 per pair.

No. 38 TRANSMITTER/RECEIVER. (popular Walkie-Talkie). We have been most fortunate in obtaining a further supply of these complete stations comprising TX/RX unit, headphones, microphone, aerial, junction box, battery and full operating instructions. Range approx. 5 miles. Frequency coverage 7.4-9 mc/s. ABSOLUTELY BRAND NEW. 65/- plus 7/6 C. & P. Export enquiries invited.

No. 18 TRANSMITTER/RECEIVER UNIT!

We have just taken delivery of a quantity of these fine units, brand new and complete. This is a very good portable, self-contained transmitter/receiver designed for short range telephony and C. W. Range approx. 5 miles. Frequency coverage 6 mc/s-9 mc/s. All accessories supplied, i.e., Headphone, Mike, Morse Key, Aerial, comprehensive instruction book with circuit diagram. Valve line-up: 2 ARF12, 2 ARS, 1 ATP4. Weight approx. 22lb. Dimensions (overall): 8 in. x 10 1/2 in. x 17 in. UNREPEATABLE at 99/6 plus 7/6 C. & P.

CONSTRUCTORS NOTE !!
RADIO DATA BOOKS AVAILABLE, i.e. Valve guide, Colour code, etc. Send stamp for list.

THE "NEW LOOK" RAMBLER

Our most popular All-Dry Portable Superhet Kit is now being supplied with a new cabinet of even more attractive appearance. The new cabinet is covered with "LIONDIE" which is washable and unscratchable. Colour: two-tone GREY/RED. The standard cream plastic top panel with dial engraved in red completes the overall "air of quality." This receiver really has everything. Built-in frame aerial high quality, extremely sensitive and very adequate volume from the 5in. loudspeaker. Valve line-up: 3V4, 1R5, 1R5, 1T4. The complete kit, including cabinet, can be supplied from stock at the original special inclusive price of £7/7/- plus 2/6 p. & p. (less batteries). Uses Ever Ready 90 v. H.T. type B120 at 10/- and 1.5 v. L.T. type AD-35 at 1/6. Instruction book available separately at 1/6 post free, contains easy to follow practical diagrams, circuit and individual component price list.

RAMBLER MAINS UNIT. Enabling the above receiver to be used on A.C. mains. Very easily fitted. Complete kit, when assembled, fits snugly into battery compartment. PRICE ONLY 47/6 plus 1/6 p. & p. This unit is completely self-contained in metal box measuring 7 in. x 2 1/2 in. x 1 1/2 in. and is ideally suitable for most all-dry portables requiring 90 v. H.T. and 1.5 v. L.T. IMPORTANT: Please state valve line-up when ordering.

The R.E.P. 1-Valve RECEIVER. All dry battery operation, for use with headphones, the complete kit is available at 42/-, less battery, plus 2/- P. & P. or full instructions at 9d. post free.

"FAMILY FOUR." Our new T.R.F. kit with handsome brown bakelite cabinet. This receiver gives results comparable to many commercially made receivers costing twice this price. ONLY £4/19/6 plus 2/6 p. & p. Instruction booklet available separately at 1/6 post free.

N.B.—All our T.R.F. Kit circuits include specially wound Denco "Max 0" coils on polystyrene formers, improved performance. Price remains the same.

VALVES. We have perhaps the most up-to-date valve stocks in the trade. A stamp will bring complete list of brand new imported valve types, fully guaranteed P.T. paid. Also all usual surplus types available such as 6V6GT, etc.

SURPLUS METER BARGAINS

We have large stocks of meters from 50 microamp to 300 v. and will be pleased to forward a complete list on receipt of 3d. stamp.

METER RECTIFIERS. 1 ma. and 5 ma. each at 6/6. Brand new.

RETURN OF A WINNER !!!
(Exclusive)



We have been most fortunate in obtaining further limited supply of this fine and popular cabinet. Instantly recognised as being of leading High Quality manufacturer's stock, this trolley-type cabinet is finished in polished dark solid walnut. Can easily be adapted to accommodate tape recorder, amplifier, radiogram, etc. etc. External measurements: 24 in. x 16 in. x 29 in. The whole is mounted upon "easy run" castors. Unrepeatable at this price £5/19/6, plus 15/- C. & P.

SPECIAL PURCHASE from MINISTRY BRAND NEW No. 17 Mk. II TRANSMITTER/RECEIVER

Built into strong wooden cabinet 15 in. x 14 in. x 9 in. Complete with headphones and microphone. Range 5-8 miles with simple aerial. Frequency coverage 44-61 mc/s. (5-7 metres). Uses standard 120 v. H.T. and 2 volt L.T. batteries. Complete with full operating instructions. 59/6 plus 3/6 C. & P. No. 17 Mk. II, as above, but secondhand, in good condition and complete. 45/-, plus 3/6 C. & P.



PORTABLE GRAM AMPLIFIERS

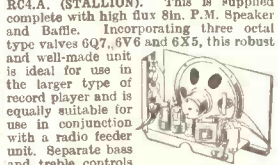
RCL.A. AMPLIFIER. A small high quality gramophone amplifier employing the latest circuitry and highly efficient miniature valves. Very neat chassis finished in bronze stove enamel. Size: (overall) 5 1/2 x 4 x 6 in. Valves 6X4, ECL82. Output 3 watts max. Controls. Volume, Tone/On/Off. For use on 200/250 v.



RC2A. Small PRINTED CIRCUIT single valve high gain amplifier for the smaller type of portable. Employs latest type ECL80 valve. Further details on request. Price only 59/6 plus 2/- P. & P.

RC3A. A superior quality 3-valve amplifier employing E250, EL84 and EC033. With separate Bass and Treble controls. Further details on request. Price: £3/19/6 plus 2/6 P. & P.

RC4.A. (STALLION). This is supplied complete with high duty 8 in. P.M. Speaker and Baffle. Incorporating three octal type valves 6Q7, 6V6 and 6X5, this robust and well-made unit is ideal for use in the larger type of record player and is equally suitable for use in conjunction with a radio feeder unit. Separate bass and treble controls are provided; also provision is made for an extension speaker and mains supplies to gram. motor. Output approx. 4 watts. Size overall 13 in. x 4 in. x 9 in. high. For use on A.C. mains 100/200/250 v. PRICE £5/19/6 plus 2/6 P. & P. E.R.P. terms £2/19/6 deposit and four monthly payments of 16/6 per month. Fits our portable cabinet "G" at 85/- without modification.



RECORDER AMPLIFIER
(Well known manufacturer's surplus.) This is a brand new amplifier designed for use with a famous wire recorder. A simple modification is all that is required to make this unit ideal for use with any Tape Deck. Specifications: Valve line-up: 7C5, 2A17, 6BR7, 6BR7, 6X4. Neon Record Level Indicator. Controls: Volume/Record Level. Tone Control, Record/Playback Switch. High and Low level inputs for Mike and Radio. External Speaker Socket. Built-in 5 in. Loudspeaker with High Flux magnet. Separate Power Pack. Dimensions: Amplifier 5 1/2 in. x 11 in. W. x 2 1/2 in. D. Power Pack: 6 1/2 in. x 6 in. x 5 in. High (overall). Full modification details are supplied. Price £3/19/6. P. & P. 3/6.



THE "ECONOMY FOUR" T.R.F. KIT.

A three-valve plus metal rectifier receiver, A.C. mains 200/250 v. Medium and Long waves. We can supply all required components right down to the last nut and bolt. Valve line-up: 6K7, 6J7 and 6V6. Chassis ready drilled. Cabinet size 12 in. long by 6 in. high by 5 in. deep—Choice of ivory or brown Bakelite or wooden walnut finish cabinet. Complete instruction booklet with practical and theoretical diagrams. Each component brand new and tested prior to packing. Our price £5/10/- complete—Remember this set is being demonstrated at our shop premises. We proudly claim that our fully illustrated instruction booklet is the most comprehensive available for this type of receiver—Booklet available at 1/6 post free. This is allowed if kit is purchased later. Plus 2/6 packing and carr. for complete kit.




GRAMOPHONE MOTORS are in SHORT SUPPLY

COLLARO AC 3/554; Three speed, single player for AC mains 200/250 v. Cream finish, complete with turn-over crystal pick-up incorporating the well-known high output "T" type head. Strictly limited quantity at £6/19/6 plus 3/6 P. & P.
COLLARO 4-SPEED single record unit with separate pick-up and HGF59 crystal cartridge. Brand new, few only. £4/19/6 plus 3/6 P. & P.

FOUR-SPEED CHANGERS
Collaro RC456 Mixer Auto-Changer in cream with Studio "O" insert. £8/19/6. B.S.R. Monarch Mixer Auto-Changer, in cream and gold. £8/15/-.
Both plus 3/6 P. & P. E.R.P. Terms available. Stocks rapidly diminishing.

THE STAAR "GALAXY"



Four speed Mixer Auto-Changer. Finger-tip stop, start and speed change control. Modern duo-tone finish. Beautifully made and moderately sized to fit almost any cabinet. For A.C. mains operation 110-250 v. Price £8/15/- incl. plus 3/6 C. & P.

RECORD PLAYER CABINETS—to suit all types of single record and autochanger units. Price from 45/-. Send stamp for fully illustrated list.

10in. CABINET SPEAKER

Ideal for P.A. etc. Comprises solid wood cabinet complete with carrying handle. Painted dark brown, with built-in good quality 10 in. P.M. speaker, 3 ohm speech coil, complete with lead and Igranite Jack plug. Brand new. Price only 45/- plus 3/6 P. & P.



CLYNE RADIO LTD.

18, Tottenham Court Road, London, W.1
And at
162, Holloway Road, London, N.7.



02A	5/6	6A7	13/-	6F13	14/-	6X5GT	7/6	12K3	13/-	DAF96	10/6	EM34	10/-	PEN200A	4/-	VR21	2/9
1A5	3/6	6AG7	10/6	6F33	5/6	630L2	12/6	12Q7	9/6	DF96	10/6	RM80	11/-	PGC4	10/-	VR33 (EP39)	6/6
1ASGT	9/-	6AG8	9/6	6F15	14/-	7B7	8/6	12SC7	2/6	DE73M	9/-	EM91	11/6	PCF80	11/-	VR54 (EP34)	2/-
1C2	12/6	6AG5	5/6	6G6	4/6	12SC7	3/6	12SQT	7/6	DF31	10/6	PCF83	12/6	PCF83	12/6	VR55 (EP33)	7/6
1A7	9/6	6AK5	6/6	6H6	2/6	7C6	8/-	12SH7	5/6	DJ98	10/6	EV88	12/6	POL83	15/6		
1H5GT	10/6	6AK7/6AG7	9/-	6J5G	5/-	7H7	9/-	12S17	8/-	DM70	8/6	EY91	6/-	PL38	27/10	VR56 (EP36)	6/-
1L4	6/6	6AL5	6/6	6J5GT	5/6	7Q7	7/-	12S1K7	8/-	EABC80	10/-	EZ40	10/6	PL81	13/6	VR57 (EK32)	8/-
1LLD5	3/6	6AM6	6/6	6J5M	6/6	787	9/6	12S1L7	8/-	EAC91	7/6	EZ80	10/6	PL82	10/6	VR65 (SP61)	3/-
1R5	10/6	6AQ5	7/6	6J6	6/-	7Y4	8/6	12S2Q7	8/6	EAF34	12/6	EZ90	9/-	PL83	12/6	VR66A (SP41)	4/-
1R4	10/6	6AT6	8/6	6J7G	6/-	75	11/6	12S2R7	8/6	E849	9/-	PL89	12/6	PX25	3/11	VR66 (P7)	3/9
1R5	7/6	6B1	10/6	6K6GT	7/-	80	8/6	13VPA	7/-	EBC41	10/6	FC13	12/6	PY80	9/6	VR91 (EP50)	4/6
1T4	7/6	6B3G	4/6	6K7GT	7/-	80	8/6	1487	14/6	EBC90	10/6	FW4/500	10/6	PY81	10/6	VR91 (EVI)	7/6
2P	15/-	6B6A	7/6	6K7M	5/-	802	6/6	15D2	7/9	EBF80	11/-	GZ32	12/6	PY82	8/6	VR92 (EA50)	1/6
2X2	4/6	6BE2	8/6	6K7M	6/9	8D2	2/9	20D1	10/6	EC91	9/6	H30	5/6	PY83	12/6	VR105/30	8/6
3A4	7/-	6BE3	8/6	6K8G	9/6	9D2	3/9	20P1	24/4	ECC34	12/6	HL23DD	8/6	Q21	7/6	VR116	4/6
3D6	5/-	6BE6	9/6	6K8GT	9/6	10C9	27/10	20P2	24/4	ECC35	10/6	HL23D	8/6	Q21	7/6	VR138	6/6
3Q4	9/6	6BE7	11/6	6L6G	9/-	10P14	20/2	20P3	13/6	ECC91	8/6	HN309	13/6	8P4	10/6	VR138	6/6
3Q5	9/6	6BE8	11/6	6L7	7/6	11D5	6/6	20P5	11/6	ECC92	14/6	HR210	9/6	SP13C	7/6	VR137	5/6
3S4	8/6	6BW6	8/6	6N7	7/6	9001	5/6	25A6G	20/2	ECC92	15/6	K40N	9/6	TH41	12/6	VR150/30	8/6
3V4	9/6	6BW7	10/6	6P25	13/6	9002	5/6	25L6GT	9/6	ECC93	11/6	KBC92	8/6	TH41	12/6	VP23	6/6
4D1	3/-	6C4	7/6	6P28	27/10	9003	5/6	25Z4G	9/6	FCH42	10/6	KLL32	8/6	U17	12/6	V870	3/6
4T5A	10/6	6C5GT	6/6	6Q7GT	9/6	9004	5/6	25Z5	9/6	ECH81	11/6	KT24	4/6	U22	5/6	VR52 (EL32)	6/6
42	8/6	6C6	8/6	6S4TGT	8/6	9006	5/6	25Z6GT	9/6	ECL90	9/6	KT2	5/6	U25	13/6	VT501	5/6
5R4GY	9/6	6D5	7/6	6S4TGT	7/6	954	2/6	27S5	20/11	ECL82	13/6	KT33C	10/6	U191	12/6	VT501	5/6
5R4G	9/6	6D6	7/6	6S8L7	8/6	955	4/9	30F5	12/11	EF22	8/6	KT96	15/6	U443	15/6	VT501	5/6
5Y3G	8/6	6F1	13/6	6S8L7	8/6	956	3/9	30F5	12/11	EF22	8/6	KT96	15/6	U443	15/6	VT501	5/6
5Y3GT	8/6	6F6G	7/6	6SK7	6/6	12A8	6/6	30P4	15/6	EF41	11/6	KT41	8/6	U4F42	8/6	VT501	5/6
5Z4G	10/6	6F6M	7/6	6SL7	8/6	12A8S	11/6	35L6GT	9/6	EF80	8/6	L19	13/6	U4F42	8/6	VT501	5/6
				6SN7	8/6	12A8T	10/6	35W4	9/6	EF85	12/6	M14	7/6	UBC41	10/6	VT501	5/6
				6SQT	9/3	12AT7	9/6	35Z4GT	8/6	EF96	12/6	MH41	7/9	UBC42	11/6	VT501	5/6
				6U4GT	14/-	12AU7	9/6	35Z5GT	8/6	EF99	12/6	MKT4	13/6	UBF90	12/6	VT501	5/6
				6U5G	8/6	12AX7	8/6	41MXP	9/6	EP29	8/6	MS47 pin	10/6	UCH42	12/6	VT501	5/6
				6U6G	8/6	12BA6	9/6	50C5	11/6	EK2	15/6	N87	12/6	UCH81	12/6	VT501	5/6
				6U7G	8/6	12BE6	10/6	50L6GT	8/6	EL3	12/6	P78	12/6	UP41	10/6	VT501	5/6
				6V6G	7/6	12BH7	11/6	14ZB7	3/6	EL32	6/6	PE1	3/6	UL41	11/6	VT501	5/6
				6V6GT	7/6	12C8	7/6	21D2T	5/6	EL33	14/6	P215	3/11	UL84	12/6	VT501	5/6
				6V7G	5/6	12D16	3/6	21D2T	5/6	EL38	27/10	PRN44	15/6	UL84	12/6	VT501	5/6
				6V8G	6/6	12E15	4/6	ACPEPEND15	15/6	EL41	10/6	PEN35	5/6	UL84	12/6	VT501	5/6
				6X6G	7/6	12F7	10/6	ACP4	8/6	EL42	11/6	PEN44	12/6	UL84	12/6	VT501	5/6
				ACQ/PEN	6/6	12K7	10/6	ATP1	3/6	EL84	11/6	PEN46	7/6	UL84	12/6	VT501	5/6

PACKING AND POSTAGE—6d. per valve. SAME DAY SERVICE.

HEADPHONES—MICROPHONES

EX-GOVERNMENT HEADPHONES AND MICROPHONES

CLR low resistance type 120 ohms 7/6 pair
 Throat Microphones, American plusplus.
 Complete with strap, lead and plug type
T30B 3/- set
 High Resistance Phones, 4,000 ohms 13/6 pair
 High Resistance D.I.R. Phones 16/- pair

TRANSISTORS

Suitable for audio work yellow and green spot, ea. 10/-
 red spot, ea. 10/-
 R.F. for use up to 1.0 mc/s white spot, ea. 15/-
 R.F. for use up to 1.5 mc/s, to 5 mc/s, yellow and red spot, ea. 21/-
 J.B. gang condensers for transistor working "0" gang 1 or 2 gang 365 PF swing, aluminium vanes, steel chassis.
 1 gang 7/6 each; 2 gang 11/6 each. JB "00" twin gang condenser 208 PF front section 17/6; PF rear section price 9/6 each.



MAINS TRANSFORMERS

3 Way Mounting Type.

MT1
 Primary: 200-220-240 v. Secondaries:
 250-0-250 v. 80 mA/0-6.3 v. 4 amp. 0-4 v.
 2 amp. Both tapped at 4 v., 2/9 each.

MT2
 Primary: 200-220-240 v. Secondaries:
 350-0-350 v. 80 mA/0-6.3 v. 4 amp. 0-6 v.
 2 amp. Both tapped at 4 v., 2/9 each.

MT3
 Primary: 200-220-240 v. Secondary 30 v.
 2 amps. Taps at 3 v., 4 v., 6 v., 8 v., 9 v.,
 10 v., 15 v., 18 v., 20 v., 24 v., 20/9 each.
 Postage and Packing please add 2/- per transformer.

HEATER TRANSFORMERS

230 v. Input 2 volt 5 amp.	5/-
230 v. Input 2 volt 3.0 amp.	8/3
230 v. Input 4 volt 1.5 amp.	5/6
230 v. Input 4 volt 3.0 amp.	10/-
230 v. Input 6 volt 2.0 amp.	10/-
230 v. Input 6.3 volt 5 amp.	5/6
230 v. Input 6.3 volt 1.5 amp.	6/9
230 v. Input 6.3 volt 3 amp.	10/-
230 v. Input 12 volt .75 amp.	5/9

MAINS DROPPING RESISTORS

Manufacturers Surplus Types.	each
945 ohms Zenith with tape	1/-
650 ohms tap at 375 ohms, 500 ohms, 5 ohms, 30 ohms.	2/6
Erie 1,400 ohms with Taps	3/6
Norman 2 amp. 1,000 ohms with sliders	4/6
Norman 3 amp. 1,000 ohms with sliders	4/6
Zenith Mains Dropper 910 ohms	2/9
Dubilier Type HY tapped 200-210, 200-220 240-250 ohms	1/9
Erie Two Section Dropper. 150 ohms and 1,340 ohms, with two taps	1/9
Bolgin Dropper with voltage taps	3/9

REPANCO COILS

TRANSISTOR COILS AND COMPONENTS	Each
Type OT1 combined IST IFT (315 Kc/s) and OSC Coil Medium and Pre-Set Long Wave	11/6
Type TT2 2nd if transferable 315 Kc/s	5/-
Type TT3 3rd if transferable 315 Kc/s	5/-
Type TT4 Push Pull Intertape Transformer	8/6
Type TT5 Push Pull Output Transformer	8/-
Type DRX1 High Gain Dual Range Crystal Set Coil	2/6
Type DR2 Dual Range High Gain Coil	4/-

All are complete with circuits

RECORD PLAYER UNITS




B-S-R. MONARCH

Four speed automatic record change unit. Plays 7in., 10in. and 12in. records automatically with "MAGI-DISK" Selector Turn-over Pick-up. Unit plate 12 1/2 x 10 1/2 in. £3/15/-. Postage, etc., 4/6.



COLLARO


Model 3/54. Three speed single player. Automatic stop fitted with "Studio T" pick-up. Crown finish £8/19/6. Postage, etc., 4/6.



COLLARO

Four speed automatic record change unit. A fully mixing automatic changer with many advanced features. Unit plate 12in. x 13 1/2 in. £9/15/-. Postage, etc., 4/6.

CHASSIS



Aluminium Un drilled with Reinforced Corner. Available in the following sizes:	12 x 8 x 2 1/2 in. 8/6 each
	14 x 8 x 2 1/2 in. 6/- each
	14 x 9 x 2 1/2 in. 12/- each
	16 x 6 x 2 1/2 in. 8/6 each
	16 x 10 x 2 1/2 in. 14/- each
6 x 4 x 2 1/2 in. 4/6 each	
8 x 6 x 2 1/2 in. 6/3 each	
10 x 7 x 2 1/2 in. 7/3 each	
12 x 3 x 2 1/2 in. 5/9 each	
12 x 5 x 2 1/2 in. 6/9 each	

All are four-sided—ideal for radio receivers, amplifiers, power packs, etc.

SPECIAL OFFER. BAND I-III TUNERS

Covering Channels 8-4 with provision for 10 more coil sets. 2 valves: Mazda 30L1 cascode r.f. amp., Mazda, 30C1 triode pentode f.c. Complete with power supplies for 200-250 v. A.C.I.F. output 16-19 Mc/s, easily modified to other outputs. Full circuit diagram supplied. 80/-

SPECIAL PURCHASE

THE NEW APEX MARK II BAND III CONVERTER

- B.B.C. or Commercial Programmes at the touch of a switch.
- Built-in power supply for 200/250 v. A.C.
- Variable fine tuner and gain control. Separate mains on/off switch.
- Robust construction for mounting on top or side of cabinet.
- Size only 5 1/2 in. x 5 1/2 in. x 2 1/2 in.

Retail Price £5/15/- complete.

8" P.M. Speaker Units with Output Transformer Removed From Equipment. 11/6 each

OUR 1957-1958 CATALOGUE IS NOW AVAILABLE TO ALL READERS OF THIS MAGAZINE. 48 PAGES OF COMPONENTS AND EQUIPMENT OF INTEREST TO ALL RADIO ENTHUSIASTS. SEND 1/- IN STAMPS FOR YOUR COPY.



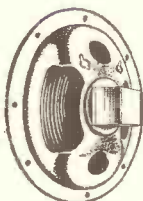
103, LEEDS TERRACE,
 WINTOUN STREET,
 LEEDS, 7.

TERMS: Cash with order or C.O.D. Postage and Packing charges extra, as follows: Orders value 10/- add 1/-; 20/- add 1/6; 40/- add 2/-; £5 add 3/- unless otherwise stated. Minimum C.O.D. fee and postage 3/-. For full terms of business see inside cover of our catalogue. Personal Shoppers 9 a.m. to 5 p.m. Mon. to Friday. Saturday 10 a.m. to 1 p.m.

LOUDSPEAKER UNITS

Make	Type	Size	Price
Elac	Square	3 1/2 in.	19/6 each
Lectrona, Plessey	Round	6 in.	17/6 each
Goodmans, Plessey	Round	6 1/2 in.	18/6 each
Goodmans, R. & A.	Round	8 in.	19/6 each
Plessey, R. & A., Elac	Round	10 in.	25/6 each
Plessey	Round	12 in.	35/- each
Boda	Elliptical	6 in. x 4 in.	19/6 each
Elac	Elliptical	10 in. x 4 in.	25/6 each


All the above are PM units with 2 to 3 ohm speech coils.



FTO 15in. heavy duty 20 watts model 15in. ohms	6 1/2 in. Mains Energised	17 6
Speech Coil	8in. Mains Energised Speaker	1 0
5in. Mains Energised Speaker	All have held coils of approx. 600 ohms.	0 0

SPECIAL OFFER
Just a few 8in. units by Goodmans and Lectrona fitted with standard output transformer £1 1 6 each

LOUDSPEAKER CABINETS



This attractive walnut-finished cabinet is available for 6 1/2 in. or 8 in. speaker units. Metal speaker fret, complete with back and rubber feet.
6 1/2 in. type. Measures 6 1/2 in. x 8 1/2 in. x 4 1/2 in. at base. Price 17/6 each.
8 in. type. Measures 10 1/2 in. x 10 1/2 in. x 5 in. at base. Price 21/6 each.
5 in. type. Very similar design. Price 16/6 each.

Postage, any type, 2/- each.



BUILDING A "SECOND" SET

THIS IS THE CABINET TO GIVE YOUR RECEIVER THE COMMERCIAL LOOK. Walnut finished cabinet. Size: 11 1/2 in. x 7 in. x 5 in. Supplied with Chassis (cut out ready) Dial, Back Plate, Drive Cord, Dial Drum, Pointer. Price 27/6 complete. Post 8/-.



THE "EKE" QUALITY 3 WATT AMPLIFIER

Three International Octal Valves 6BG6, 6VGGT, 6X5GT. A.C. Mains fully isolated, negative lead back (voltage and current) controls, volume and tone, input network for modern crystal. Really low hum level and even frequency response. Price 54/- plus 8/- packing and post.

W.B. "STENTORIAN" HIGH FIDELITY SPEAKER UNIT

Model H.F. 1012. 10in. die-cast unit, incorporating 12,000 gauss magnet. Handling capacity, 10 watts. Frequency response, 30 c.p.s.-14,000 c.p.s. Base resonance 35 c.p.s., £24/10/6.

TELEDIOTOR TRANSFORMERS, TYPE TEO

Small Mains Transformers suitable for Television Converters, etc.
Specification:-
Primary 230 v. 50 c/s
Secondary 1. 250 v. 10 mA.
Secondary 2. 6.3 v. 1.5 a.
Overall Size:
Clamp construction, 3.9in. x 2.4in. x 2in. over windings. Fixed centres: 3.3in.

WESTINGHOUSE RECTIFIERS

16RC.1-116-1	9/- each
18RA.1-116-1	6/6 each
18RA.1-1-8-1	4/- each
14RA.1-2-8-3	25/- each
14A.86	13/9 each
14A.97	13/6 each
14A.100	15/- each
14A.134	27/6 each
14B.130	31/6 each
LW7	23/9 each
WX6	3/6 each

CYLDON "TELETUNER" All types available, Stations of your choice.
FK this Converter and your troubles are over. 27/7 each.
Aerial and Oscillator Coils (All channels)—all frequencies 7/6 pair.
Also available from stock, complete range of spares.

CONTROL KNOBS
Lug necked knobs for T.V. Receivers in walnut black and cream. 1/- each.
SUPPRESSORS
Dubbler kits of condensers and chokes for Interference Suppression.
1 amp. kits 5/6. 2 amp kits 6/- 3 amp. kits 6/6.

REVISED SECOND EDITION "POINTS ON PICK UPS"
A Replacement Guide to pick up heads cartridges, style. Over 193 illustrations. 5/- each.

Osmor coils for Collaro Type Deck Transcriber.
Q76 Bias Filter coil 7/6 each
Q77 Treble Boost coil in Mu Metal can £1/7/6 each
Q79 Bias Osc. coil 7/6 each

Osmor Coils for the Beginners Shortwave Receiver. Radio Constructor Aug. 1957.
SW Q1 31/11 Mers. 6/- each
8W Q2 12 4.5 Mers. 6/- each

SCRATCHOFF
Removes scratches from Radio and T.V. Cabinets. In Polythene Dispenser Tubes. 3/- each.

All Components in Stock for BBC Television Studio "E" Building your own Radio Set. Complete Kit including Headphones, etc. 45/-

PUBLICATIONS

No. 134. **F.M. TUNER CONSTRUCTION** by W. J. May. ★ Easy to Build ★ Point-to-Point Wiring ★ Super High Fidelity Response ★ 32 pages ★ All components for this Circuit available, ex stock, each. 2/6

No. 138. **HOW TO MAKE AERIALS FOR TV** (Band 1 and 3) and V.H.F. (Band 2). Data for all Channels. Ten different designs for local and fringe areas. each, 2/6.

No. 128. **PRACTICAL TRANSISTORS AND TRANSISTOR CIRCUITS** ★ How To Make Your Own Transistors ★ 48 pages, each. 3/6

No. 140. **TELEVISION SERVICING FOR BEGINNERS**. ★ 40 pages of Information, each. 4/6

No. 142. **MODERN TV CIRCUITS AND FAULT FINDING GUIDE**. ★ Many interesting Circuits included, each. 4/6

MULLARD. HIGH QUALITY SOUND REPRODUCTION Includes 20 watt Amplifier, F.M. Tuner, Pre-Amplifiers, etc., each 3/6

Reprint No. 5. **TV FAULT FINDING**. Profusely illustrated with Photographs taken from a Television Screen, each. 5/-

LOUDSPEAKERS by G. A. BRIGGS.
The Why and How of Good Reproduction. "Sound" information for the layman and the enthusiast, each. 7/6

Wearite Manual of the Tape Deck, each. 3/6

EX-GOVERNMENT HEATER TRANSFORMER. Universal Input 2 x 6.3 volt windings at 1 1/2 amps. each. Price 7/6 each.

MISCELLANEOUS COMPONENTS

TV SLIDER PANEL. Welwyn panel of 3 resistors, values 1 Meg. ohms, 150K ohms, 250K ohms, with black screw type locking knobs. Total size: 3 1/2 in. x 3 in. Price 1/6.

RUBBER GROMETS. Mixed sizes, 6d. doz.

GRID CAPS. 1. Octal Push-on type, 6d. doz. British Screened type, 3d. each.

ARMOUR PLATED GLASS. Size 1 3/4 in. x 10 1/4 in., rounded corners, 3/6 each.
2 Pin Mains Plug and Socket, 2/6 each.
Pliers Side Cutters, 2/9 pair. Line Cord. 3 amp., 3 core, 1 1/2 yd. Line Cord. 2 amp., 3 core, 1 1/2 yd. Electric Buzzers in Bakelite case. Loud tone, 2/6 each. Epileptic Friction Drive with Brass Drum. For use with Steel Dial Drive Wire, 1/6 each.

AMERICAN RELAY. 45 ohms Impedance with lead No. A20345, 1/9 each.

IRON LEADS. Black and white flat iron leads, bonded ends, 1/3 each.

POTENTIOMETER PANEL. Four Potentiometers on Panel 50K ohms SP8; 750 ohms W/W; 25K ohms Carbon; 5K ohms W/W. All with long spindle, with leads of different colours terminating in an 11 pin plug, 7/6 each. Wax choke, max. current 100 mA. D.C. resistance 125 ohms, 6/- each. Westinghouse 1 ma. Rectifier wire ends, 9d. each. 6 volt Vibrator Pack, complete with Vibrator, 17/6 each. Morphy Richards Type Replacement Iron Elements, 3/9 each.

INDICATOR LAMPS. Spring fixing type, 9d. each. "Aerovox" Condenser Pins, 1d. each. Fenel Rectifiers, Type J10, 2/- each. Amplion Volume Controls, 2 meg. A.P.S., 3/6 each. Extension Speaker Volume Controls 1/3 each. Vibrator Pins (Standard), 5d. each.

NINE-INCH TUBE MASKS. White (Boiled Condition), 4/9 each. Tri-Sol 2-Core Solder. Net weight 1lb 16 S.W.G. 60/40 alloy, per carton, 6/6.

SURPLUS GEAR PARCELS. We have found, from time to time, stocks of components stripped from ex-Government equipment, along with discontinued lines, etc. These are in small quantities and therefore unprofitable to advertise. To make room for our items of choice, less than 1000s of these components at 10/- each.

JUNCTION BOXES. Type 5X/2234, 20 way 1/6 each.

TELETRON transistor superhet coils set of IF and oscillator coils with Ferrite Rod 36/- per set (circuit included).
Long Wave Loading Coil to match 4/6 each.

RECORDING TAPE, 1,200 feet. "Pure-tone," 12/6 each.

NEEDLE CUPS. For Gram. Needles (Bakelite), 1d each.

CRYSTAL DIODES. Wire Ends plastic case, 1/- each. Bulzin 7-pin Plug and Socket, 1/6 each. Insulated Coupler, 2in. dia. for standard 1in. spindles, ceramic insulator, 9d. each. Pairs of Instrument Handles, 5 1/2 in. between centres, 1 1/2 in back to front, 1/3 pair. Speaker Cones, 6ASP is 8in., cone with 1in. cone piece, 4/6 each. 6AGP is 6 1/2 in. cone with 1in. pole piece, 4/6 each. A Low-High Impedance Matching Unit for Headphones to be inserted in the cord, 3/9 each. Mains Transformer, Standard Type Primary Windings with a Secondary 325-0-325 20 ma. 6.3 v. 3 amp., 11/6 each. Bulzin Indicator Lamp, single hold fitting for standard M8S bulb, red lens, 3/3 each. Tubular Condenser (Metal Base) Sprague 4 mfd. 600 v., 4/- each. Sprague Block Condenser, 2 x 1 mfd. 2,000 volts, 3/- each. Paper Block Condenser, 2 mfd. 250 volts, 9d. each. Kettle Elements, 1,000 watts for 200/210 volts or 230/250 volts, 17/6 each. Relay Valve CV271, in Holder, 3/9 each.

BELL TRANSFORMER "CONCORDIA", 3 v., 5 v., 8 v., 1 amp. fused. In bakelite case 8/6 each.

SELF TAPPING SCREWS (PK). No. 4, 1/2 in. long, 3 1/2 d.

"CLEM" TRAVELLING IRON with ASBESTOS STAND. Size: 4in. x 2in. x 2 1/2 in., including handle, complete with lead and switch to enable it to be used on any voltage between 110 and 250 v. A.B.C. adaptor is fitted on the lead (Colour as available: Blue, Green, etc.). 21/- each. FUSES: 1, 1 1/2, 2, 3, 5 amp., 1 1/2 in. Standard Cartridge Fuse, 3d. each.

CARRYING CASE. Suitable for use as a projector or recording case, size 15in. x 9 1/2 in. x 1 1/2 in. Internal dimensions: 14 in. long, 11 1/2 in. deep, 5 1/2 in. front H.T., 6 1/2 in. rear H.T. With black reline finish. Weight 8 1/2 lb. 13/6 each. Post and Packing 2/6.

B7G MINIATURE VALVE PIN STRAIGHTENER. This is an American manufactured tool at a price you can afford. Complete with plug, 2/6 each.

SCOTCH BOY RECORDING TAPES, ETC.

SCOTCH BOY TYPE 150-9 "EXTRA PLAY" RECORDING.
900ft. on 5in. diameter spool, per reel 25/- each.
1,900ft. on 7in. diameter spool, per reel. 50/- each. Immediate delivery from stock.
SCOTCH BOY TYPE III STANDARD RECORDING TAPE.
600ft. on 5in. plastic spool, per reel. 16/- each.
1,200ft. on 7in. plastic spool, per reel. 27/- each.
Spare Spools: 5in. diameter 3/6 each. 7in. diameter 4/3 each.

METERS

Instrument Meter Moving Coil, ex-Ministry 0-3kV. Round Panel mounting. Brand new 7/6 each. Instrument Meter 0-100 mA. Square type. Panel Mounting. Ex-R.A.F. Equipment 7/6 each. 2 Range Pocket Voltmeter. Ex-Ministry Brand New. 0-15 volts, 0-250 volts, moving coil 345 ohms per volt, complete with leads. 16/- each.



WB EASY TO ASSEMBLE CABINETS

JUNIOR BASS REFLEX CORNER CONSOLE. A new contemporary-style cabinet, specially designed to give maximum reproduction quality from Stentorian 5in. or 10in. units, with provision for Tweeter Unit, if required. Measures 38in. x 22 1/2 in. x 18 1/2 in. Price £9/9/-.

SENIOR BASS REFLEX CORNER CONSOLE. Carefully designed to ensure superb quality of reproduction when used in conjunction with Stentorian 10in. or 12in. units. Provision is also made for Tweeter Unit, if required. Measures (approx.) 35in. x 30in. x 19in. Price £11/11/-.

HENLEY-SOLON ELECTRIC SOLDERING IRONS INSTRUMENT MODELS

Weight 3 1/2 oz. (excluding box) Length 9 in.


Now available in a wide range of voltages as under:

IRONS Voltage	List No.	Price
25 watt	12	618
INSTRUMENT	24	619
MODEL fitted	50	620
with straight	100/110	621
110	120/150	622
	200/220	623
	220/240	625

ACOS MICROPHONES

MIC. 33 SERIES.
A good quality omni-directional microphone with flat response from 30 to 7,000 c.p.s.
MIC. 33-2 Table Model without switch.
MIC. 33-4 Table Model with switch.
MIC. 33-5 Without switch; with adaptor for a floor stand.
MIC. 33-6 With switch and adaptor for a floor stand.
The adaptor incorporates both a 1/2 in. and a 1/4 in. 26T.P.1. thread.
Without Switch - £3/3/-
With switch £3/8/-
MIC. 33-1 without switch.
A crystal hand or desk microphone designed for the high quality public address and tape recording field, incorporating a specially designed acoustic filter giving a response flat from 30 to 7,000 c.p.s. With microphone is omni-directional and is housed in an attractive plastic case. Without Switch - £2/10/-
MIC. 33-2 with switch £2/15/-
MIC. 33-1.
A general purpose hand microphone of robust construction with substantially flat response from 50 to 6,000 c.p.s. Suitable for use in recording apparatus. Public Address equipment, etc. £1/5/-
MIC. 33-2
The same as the MIC 33-1 but fitted with a small desk stand. £1/6/6

RELAYS P.O. TYPE 3000.



**BUILT TO YOUR SPECIFICATION
QUICK DELIVERY KEEN PRICES
CONTACTS UP TO 8 CHANGE OVER**

RELAYS—HIGH SPEED. Miniature, sealed. 1700+1700Ω. 25/- each. Post 1/3.



KEY SWITCHES

**PROMPT DELIVERY ALL TYPES
UP TO 4co/6co**

METERS GUARANTEED

F.S.D.	Size	Type	Price
100 Microamps	2 1/2 in.	MC/FR	50/-
250 "	3 in.	MC/FR	55/-
500 "	2 in.	MC/FS	27/6
500 "	2 1/2 in.	MC/FR	37/6
1 Milliamps	2 in.	MC/FS	27/6
1 "	2 1/2 in.	MC/FR	35/-
5 "	2 in.	MC/FR	17/6
30 "	2 1/2 in.	MC/FR	12/6
100 "	2 1/2 in.	MC/FR	12/6
200 "	2 1/2 in.	MC/FR	12/6
300 "	2 1/2 in.	MC/FR	12/6
5 Amperes	2 in.	MC/FS	27/6
25 "	2 1/2 in.	MI/FR	7/6
50-0-50 Amp.	2 in.	MC/FS	12/6
20 Volts	2 in.	MC/FS	10/6
40 "	2 in.	MC/FS	10/6
300 " A.C.	2 1/2 in.	MI/FR	25/-
300 " A.C.	6 in.	MI/FR	150/-



CROSS POINTER METERS. With 2 separate 100 microamp movements. Brand new. 22/6, post 2/-.

CIRCUIT TESTER in case. Meter 50 milliamps, 17/6, post 2/6.

BRIDGE MEGGER TESTERS. 1,000 volts. 100 Megohms. Complete with the Evershed Resistance Box. Absolutely Brand New and unused, in maker's original packing. 87s.

TELEPHONES—SOUND POWERED—NO BATTERIES REQUIRED. Just connect with twin flex for clear speech. Transmitter/receiver units 4/6 each. Twin flex 4 1/2 yard. Post 1/-.

If 2 units are connected in series and one used for speaking and one for listening, perfect 2-way conversation can be made.

TELEPHONE SETS. For perfect communication between 2 or more positions. Wall Type, one pair of units, 85s. Batteries 5/6. Twin wire 5d. yard. Desk Type, now available, latest modern style. Two complete units ready for use, 88/17/6. Wire 5d. per yard. Post 3/-.

ROOM THERMOSTAT. Adjustable between 45 and 75 deg. Far. 250 v. 10 amp. A.C. Ideal for greenhouses, etc., 35/-, Post 2/-.



BATTERY CHARGERS

Ideal for charging 24 volt batteries on electrically propelled vehicles. Rating 22 v. 10 amps., controlled by two 4-position rotary switches for fine and coarse control which enables 6/24 vt. Batts. to be charged. Input 200/250 v. A.C. 50 cy., fused for A.C. and D.C. Brand new 817/10/-, Carr. 15/-.

CHARGING RECTIFIERS. Full wave Bridge 12 volts 2 amps., 13/6, 4 amps., 22/6, suitable transformers 2 amp., 24/-, 4 amp., 27/3, post 2/-.

JACK PLUGS. Cylindrical bakelite screw on cover. 2 Contact. Ideal for amplifiers etc., 2/6 each, 24/- doz., 29 per 100.

AIR BLOWERS. 230 vt. A.C. 57 h.p. 15in. fan, 6in. outlet. Brand new 82s. Carriage in England 20/-.

PORTABLE BLOWERS. 200/250 v. AC/DC 300 watts with switch and leads, 1 1/2 in. outlet. 85s. Carr. 7/6.

VOLTAGE REGULATORS. Input 230 v. A.C., 21 amp. Output 57.5 v. to 228 in 16 steps with current limiting reactor. These variable transformers are brand new and not removed from equipment. 812/10/- each, carriage 10/-.

ROTARY CONVERTERS. Input 24-volt D.C. Output 230 volt A.C., 50 cy., conservatively rated at 100 watts, 92/6. Also available in a strong ventilated metal case with switch, input plug and output socket. 105/-, carr. 7/6.

RACKS—POST OFFICE STANDARD. 6ft. high with U-channel sides drilled for 19in. panels, heavy angle base, 4ft. 10in. also in stock.

PHOTOMULTIPLIER No. 931A. Ideal for film scanning, spectrography, Alpha counting, colorimetric measurement, etc., supplied complete in light-proof chamber with lamp, wired with the resistor network. 70/-.

VERNIER DRIVES. Muirhead scaled 0/180 deg. Ratio 38 to 1. Diam. 3in. 10/6. Post 1/6.

RADIO-ACTIVITY MEASURING INSTRUMENTS. Philips Type 1002C. A portable self-contained unit in haversack. Scaled 0 to 10 millirontgens per hour, using Mullard Geiger Counter MX115, 82s.

HEADPHONES. Balanced Armature Type DHR. 17/6 per pair, post 1/6.

HEADPHONES. High-resistance 4,000Ω Type CHR, new. 12/6 pair, post 1/6.

VENT-AXIA FANS—EXTRACTION OR INTAKE. 230/250 volts A.C. 6in. diam blades, 130/-, 12 volt D.C., 90/-, post 2/9.

RATIO ARM UNITS. Sullivan. 800 ohms + 600 ohms., 50/-, post 2/-.

WHEATSTONE RESISTANCE BRIDGE. 1 to 10,000 ohms. Plug type, 85s. SWITCHES. 1 hole fixing, 3 amp. 250 vt. Single Pole change over, 1/6 each, 12/- doz. 837/10/- per 1,000.

L. WILKINSON (CROYDON) LTD.

19, LANSDOWN ROAD, CROYDON

'Phone: CRO. 0839

Telegrams: "WILCO", CROYDON

EDDY'S (Nottm.) LTD.

(DEPT. W.W.)

172 ALFRETON ROAD, NOTTINGHAM

THIS MONTH'S SPECIAL OFFERS

SINGLE-PIECE THROAT MIKES. 1/- each, post, etc., 3d. each. Could be used for electrifying Musical instruments.

RECORDING TAPE. 1,200ft. reels, 9/11 each, post, etc., 1/- extra.

GERMANIUM DIODES. New and Guaranteed. 1/- each, 10/- a dozen, post extra 3d.

MIDGET BATTERY ELIMINATORS. To convert all low-consumption Portables for Mains operation. Mains input 220/240 v. A.C., H.T. output 85 v, 10 mA. L.T. output 1.3 v, 125 mA. Size 3 7/16 x 2 5/16. Actually smaller than H.T. battery alone! Amazing price of 55/-, plus 2/6 extra post and packing. ALL NEW AND GUARANTEED.

Any parcel insured against damage in transit 6d. EXTRA.	Surplus, New & Guaranteed All Tested Before Despatch	VALVES	Postage and packing 6d. per valve extra. OVER £2 free.		
IR5	7/11	12K7G	7/11	ECL80	8/11
IS5	7/3	12O7G	7/11	EF80	8/-
IT4	7/3	12K8GT	15/11	EF86	12/6
3Q4	8/11	12J7	7/11	EF89	9/6
3S4	8/6			EF91	6/11
3V4	8/6	12AH7	8/-	EL32	5/6
5Y36T	7/6	1457	12/11	EL84	8/11
5Z4G	9/6	25L6GT	9/-	EZ80	8/3
6BA6	6/6	35L6GT	9/11	EF41	9/3
6B16	7/6	35Z4G	7/11	GF32	12/6
6B8G	3/6	35A5	10/11	MU14	8/6
6F15	13/11	35W4	8/11	PCC84	8/-
6P28	15/-	80	8/6	PY80	8/11
6K7G	2/11	954	1/6	PY81	8/3
6K76T	5/11	955	3/11	PY31	12/6
6K8G	8/6	956	2/11	U25	13/6
6Q7GT	8/3	958	3/11	UF80	9/6
6Q7G	7/11	DAF96	9/6	UCH42	9/11
6U4GT	13/11	DF96	9/6	UF41	8/11
6V6GT	5/11	DK96	9/11	UL41	9/11
6X5GT	7/11	DL96	9/6	UY41	9/11
6AM6	6/11	DM70	7/11	VU111	2/6
10F9	11/9	EB91	6/11		


NO LISTS TRADE ENQUIRIES INVITED

HOME RADIO OF MITCHAM

for the
JASON

"MERCURY"

switch-tuned F.M. tuner with A.F.C.



F.M. reception at its simplest and best. The programme you want at the turn of a switch, with automatic frequency control to keep you spot-on the station always. Available in kit form price £10, complete with valves. Full constructional data and detailed price list by return—2/3 post paid.

STOP PRESS

Great news for all constructors, engineers, service depts., etc. The "Universal" chassis assembly. Over 50 different chassis sizes from 4" to 14", or larger, quickly and easily made up. Can be used over and over again. Send S.A.E. for detailed leaflet.




We stock the full range of **ARMSTRONG** and **DULCI** chassis, including: F.M. tuners, A.M./F.M. tuners, A.M./F.M. receivers, pre-amplifiers, amplifiers.

HOME RADIO (MITCHAM) LTD.

187 London Rd., Mitcham, Surrey

MIT 3282



WIRELESS SET

No. 19 MK II

The famous Army Tank Transmitter-Receiver. Incorporates "A" set (TX/RX covering 2.0-8.0 Mc/s., i.e., 37.5-150 metres); "B" Set (VHF TX/RX covering 230-240 Mc/s., i.e., 1.2-1.3 metres), and Intercomm. Amplifier. Complete with 15 valves as follows: 6 of 6K7G, 2 of 6K8G, 2 of 6V6G, and 1 ea. 6BBG, 6H6, E1148, EF50, 807, and booklet giving circuits, notes, etc. Size 17 1/2 in. x 8 1/2 in. x 12 1/2 in. Of American manufacture as previously offered by us, but another large release by the Ministry of Supply enables us to make a substantial reduction in price. In magnificent condition.

65'-

BRAND NEW AND UNUSED, ONLY (carriage, etc., 10/-).
12-volt Power Units available 25/- (carriage 5/-).

RI155 SUPER SLOW-MOTION TUNING ASSEMBLY. As used on all late model RI155s. Easily fitted to "A" sets, etc. ONLY 12/6.

RCA RIBBON MICROPHONE. Table type, mounted on black finished stand 7 1/2 in. high, with press switch in handle. BRAND NEW AND UNUSED. ONLY 59/6.

ROLA 6 1/2 in. P.M. SPEAKER. Mounted in Grey crackled metal cabinet 9 in. x 9 in. x 4 1/2 in., and with volume control. BRAND NEW AND UNUSED. ONLY 27/6.

12 VOLT 1 AMP BATTERY CHARGER. Very robust, ex Admiralty. In Grey crackled metal case, size 6 in. x 6 in. x 4 1/2 in. BRAND NEW AND UNUSED. ONLY 35/-.

A.C./D.C. BLOWERS. 200/250 volts, 300 watts. 1 1/2 in. diam. outlet. Complete with filter pads. BRAND NEW. ONLY £4/19/6.

INSULATION TESTERS (MEG-GERS). Read up to 20 megohms, at 500 volts pressure. Overhauled, and in perfect order. With leather carrying case. ONLY £9/19/6, OR less case £8/10/-.

POWER UNIT TYPE 3. Primary 200/250 v. 50 cycles. Outputs of 250 v. 100 mA. and 6.3 v. 4 amps. Fitted with H.T. current meter, and voltmeter. For normal rack mounting and has grey front panel size 19 in. x 7 in. ONLY 70/- (carriage, etc., 7/6).

EHT TRANSFORMERS. 5.5 kV. (Rect.) with 2 v. 1 a., 79/6, 7 kV. (Rect.) with 2 v. 1 a., 89/6. 2.5 kV. (Rect.) with 2-0-2 v. 1.1 a., 2-0-2 v. 2 a. (for VCR 97 tube, etc.), 42/6 (postage 2/- per trans.).

100-0-100 VOLTS METERS by Sangamo Weston. 2 1/2 in. circular, basic movement being 500-0-500 microamps. A really first-class centre zero meter for hundreds of uses. BRAND NEW IN MAKER'S CARTONS. ONLY 27/6.

500 MICROAMPS METER. 2 in. circular as used on British No. 19 Wireless Sets. Calibrated 0-15 and 0-600 volts, resistance 500 ohms. A very fine instrument, and A SNIP AT ONLY 15/-.

TCS TRANSMITTERS

The renowned American TCS Model designed by the Collins Company for static or mobile use. Covers 1.5-12.0 Mc/s. in 3 bands, and is complete with 7 valves, employing 2 of 1625 in P.A. Stage, 1 each of 1625 in Buffer and Modulator Stages, and 3 of 12A6 in Oscillator Stage. Provision for VFO or Crystal Control. 4 Crystal positions. Radio Telephone or Radio Telegraph. Has Plate and Aerial Current Meters. Power requirements 12v LT & 400v HT. In black crackle case, size 11 x 13 x 11 in., condition BRAND NEW AND UNUSED. ONLY £12/10/- (carriage, etc., 15/-). The double Dynamotor Power Unit, Type 21881B for 12v operation, delivering 400v for Transmitter and 225v for Receiver, is available at £12/10/- (carriage, etc., 15/-).

MARCONI SIGNAL GENERATOR TF144G

Frequency coverage 85 kc/s. to 25 Mc/s., and known as a Laboratory Standard. For normal A.C. mains, and complete with all leads. Reconditioned. AS NEW. ONLY £75.

FREQUENCY METERS TYPE L.M.



The United States Navy version of the BC221. Frequency range 125-20,000 kc/s with better than 0.01% accuracy. Contains a Crystal Controlled Oscillator, a Heterodyne Oscillator, and an Audio Frequency Amplifier. Can be used as Signal Generator, having CW-MCW control. BRAND NEW and UNUSED. Quotations on request.

METERS

F.S.D.	SIZE AND TYPE	PRICE
50 microamps D.C.	2 1/2 in. Flush circular	59/6
100 microamps D.C.	2 1/2 in. Flush circular	39/6
250 microamps D.C.	2 in. Proj. circular	30/-
500 microamps D.C.	2 in. Flush square	27/6
1 mA D.C.	2 in. Flush square	22/6
10 mA D.C.	2 1/2 in. Flush circular (blank scale)	10/6
150 mA D.C.	2 in. Flush square	7/6
200 mA D.C.	2 in. Flush square	12/6
10 amps D.C.	3 1/2 in. Proj. circular	20/-
20 amps D.C.	2 in. Proj. circular	7/6
40 amps D.C.	2 in. Proj. circular	17/6
15-0-15 amps D.C.	3 1/2 in. Flush square	25/-
30-0-30 amps D.C.	2 1/2 in. Flush circular moving iron	5/-
15 volts A.C.	2 1/2 in. Flush circular moving iron	8/6
300 volts D.C.	2 in. Flush square	10/6
300 volts A.C.	2 1/2 in. Flush circular	25/-

MARCONI SIGNAL GENERATORS TF-390G

Frequency coverage 16-150 Mc/s. BRAND NEW IN MAKER'S ORIGINAL TRANSIT CASES, with instruction manual. For normal A.C. mains operation. A unique opportunity to acquire Laboratory Equipment at a fraction of original cost. ONLY £25.

MARCONI BAND III CRYSTAL CALIBRATORS. Frequency range 170-240 Mc/s. Incorporates 5 Mc/s. crystal for better than 0.01 per cent. accuracy. Directly calibrated dial, internal A.C. mains pack. Complete with spare set of valves and instruction manual in maker's transit cases. BRAND NEW. ONLY £4/19/6.

L.T. HEAVY DUTY TRANSFORMERS. Ex-Admiralty, with 230v. 50 cycles primary. Secondaries 5, 10, 15, 20, 25, 30 volts at 5 amps. ONLY 29/6. (Postage 2/9).

12-WAY SCREENED CABLE. In 10ft. lengths, fitted with plugs, originally made for use with the 19 Set. UNUSED. ONLY 17/6 per lead.

POCKET VOLTMETERS. Not ex-Govt. Read 0-15 v. and 0-300 v. A.C. or D.C. BRAND NEW AND UNUSED. ONLY 18/6.

CRYSTALS. British Standard 2-pin 500 kc/s. 15/-. Miniature 200 kc/s. and 465 kc/s. 10/- each.

SPECIAL MAINS TRANSFORMER OFFER. Normal 230v. A.C. Primary. Secondaries 330-0-330v. 100ma, 4v. 3 amps. Ex W.D., BRAND NEW AND UNUSED. ONLY 15/- (Postage etc. 2/6).

CHOKES. 10H 60ma 4/- 5H 200 ma 7/6.

FILAMENT TRANSFORMERS. 6.3v. 1 1/2 amps 7/6. 6.3v. 3 amps 10/6.

6v. VIBRATOR PACKS. Output approx. 130v. at 30 mA., fully filtered and smoothed. Complete. ONLY 12/6.

Cash with order please, and print name and address clearly
PLEASE ADD POSTAGE OR CARRIAGE COSTS ON ALL ITEMS

HARRIS ELECTRONICS

(LONDON) LTD.


Formerly U.E.I. CORPORATION

Radio Corner, 138 Gray's Inn Road,
London, W.C.1. Phone: TERMINUS 7937

Open until 1 p.m. Saturdays.

We are 2 mins. from High Holborn (Chancery Lane Station) and 5 mins. by bus from King's Cross

Here's the **NEW**



Boys' Book of Flight

the aviation book that's got **EVERYTHING**

Here is the perfect present for every airminded boy — whatever his age! Packed with thrills, facts and magnificent photographs, his book deals fully with *all* aviation subjects — from thinking rockets to floating airfields! Written by David Le Roi in association with the Staff of FLIGHT, it is a superb volume with the accurate, up-to-the-minute information that today's youth demands.

by **David Le Roi**

in association with the Staff of 'Flight'
foreword by **PETER TWISS**

10" x 7½" cloth quarter bound with full colour cover. 160 pp. inc. 48 pp. of plates

12s 6d net BY POST 13s 6d

from all
booksellers

Published for "Flight"

DORSET HOUSE, STAMFORD STREET, LONDON, S.E.1

JASON FM SWITCHED TUNERS

All three B.B.C. programmes at the turn of a switch. **MERCURY KIT.** Includes front-end unit already built and aligned. £9/19/- post free. Credit Terms. Deposit £1/10/6 and seven monthly payments of £1/7/-.. Instruction Book 2/3, included in kits. Fully detailed price list free.

PREFECT TUNER. A ready-built unit. Less power supply. £15/12/6. Credit Terms: Deposit £2/5/6 and seven monthly payments of £2/1/-.. Illustrated leaflet free.

Both these tuners incorporate a good AFC system which ensures freedom from drift.

WATTS RADIO (Mail Order) LTD.

54 CHURCH STREET, WEYBRIDGE, SURREY

Telephone. Weybridge 4556

PLEASE NOTE. Post orders only from this address.

CABINETS

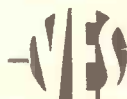
MANY & VARIED DESIGNS IN BUREAU, PIANO, CONSOLE & TABLE MODELS

The Contemporary Cabinet MK III/W

Styled in a pleasing burnished full grained walnut veneer (as illus.). It is of an ultra modern appearance and is well suited to the modern trend of furniture design. Size of uncut deckboard 123in. x 25in. overall height with lid closed 28in. **NETT TRADE PRICE £7/7/0** Carriage 12/6.



Send for our Monthly Bulletin



Send also for our detailed wholesale list for cabinets, wire chassis FM/AM. Complete TVs, Radio Aerials, converters & sundry Electrical components. E.C. shavers, etc.

Trade only supplied.

V.E.S. WHOLESALE SERVICES Ltd.

Dept. (W.W.), 11 Gunnersbury Lane, Acton, W.3

Tel.: ACOrr 5027


Switch-tuned F.M.
(FREQUENCY CONTROLLED)

a Sensitive Unit of Quality

Size 4½" x 4½" x 5½"

Wiring diagram and holed chassis available.

Send S.A.E. for full circuit and constructional information.



Get these
FREE
CIRCUITS & WIRING DIAGRAMS

T.R.F. Circuits
Battery Circuits
Portable Circuits
Sheet Circuits
Mains Circuits
Filter Circuits

T.V. Converter Circuits, etc., etc.

Send 1/- in stamps for the lot!


OSMOR

(Dept. WW17) 418 Brighton Road, South Croydon, Surrey

Telephone Croydon 5148/9

OSMOR

Best Buy at Britain's



No. 19 MK 2

WIRELESS SETS.

Consists of 2 Transmitter/Receivers and an Intercomm. Amplifier combined. "A" set covers 2-8 Mc/s. (37.5-150 metres), phone and CW. "B" set frequency 235 Mc/s (1.25 metres), phone only. Complete with 15 valves, 6 of 6K7G, 2 of 6K8G, 2 of 6V6G, 1 of 6B8G, 6H6m, E1148, EF50, 807, 500 micro-Amp. check and tuning meter, and instruction booklet and full circuit. Made in U.S.A. Brand new and AIR TESTED. £35/5/0. Carr. 10/-.

DYNAMOTOR POWER SUPPLY UNITS. For 12 v. D.C. operation. Complete with connector to set. Tested 25/- Carr. 5/- Send S.A.E. for full details of 19 set equipment.

HR HEADPHONES. Comprised of 2 earpieces of 1,000 ohms, and headband, but less cord. Brand new and tested, 7/6. Post 1/6.

CERAMIC SWITCHES. Heavy duty (Wearite type), 4 pole, 3 way, 3/6. 2 pole, 6 way, 4 bank, 10/- BRAND NEW.

RCA OUTPUT TRANSFORMERS. As used in MI-1220 Amplifier. Primary for push-pull 6L6's. Secondaries 5, 7.5, 15, and 600 ohms, and tertiary for NFB. 25 watts power rating. Potted construction, with tag connections. Full circuit of RCA amplifier supplied. BRAND NEW, 27/6.

TRANSFORMER BARGAINS
Input 0-230/250 v. Output 240-0-240 v., 1.5 amps. RMS, 5 v. 1.75 amps., and 5 v. 12.5 amps. 7 x 7 1/2 x 10 1/2 in. high. Wt. 50 lb. Potted, oil-filled, by Gresham. Gives 2.1 amp D.C. when rectified, OR, as ISOLATING TRANSFORMER, to obtain two 240 v. 360 w lines. Brand new. £31/0/- Carr. 10/-.

Input 0-110/120-200/250 v. Output 275-0-275 v. 100 mA., 6.5 v. 7 amps., 5 v. 3 amps. (Govt. ratings). 4 x 4 1/2 x 4 in. high. Upright mounting. Brand new. 25/- Postage 2/6.

U.S.A. potted type, input 210/220/230 v. 5 secondaries. 7.5 v. 4 a., 7.5 v. 4 a., 7.5 v. 8 a., and 2.5 v. 5 a. ALL centre tapped, and 6.3 v. 4 a. These can be connected to give many useful voltages up to 31 v. 4 a. Size 6 in. x 5 in. x 4 in. Wt. 16 lb. price 35/-.

HEAVY DUTY SLIDER RESISTORS. 0.4 ohm, 25 amps., 150 watts, worm drive, 7/6. 10 ohms, 3.5 amps., worm drive, 10/6. 1 ohm, 12 amps., 150 watts, 7/6.

MINIATURE STC RELAYS. 250 ohms coil. DP C/O. (double contacts). 1 1/2 x 3/8 x 3/8 in. Wt. 1 oz. Operates from 6 v. D.C. Only 7/6.

VIBRATOR PACKS. Input 6 v. D.C. Output approx. 100 v. D.C. at 30 m/Amps., fully smoothed and R.F. filtered. Size 6 1/2 x 5 x 2 in. Fitted with Mallory 629C vibrator. Brand new. Boxed. 12/6.

ANOTHER, but 230 v. D.C. 100 m/Amps. output. With OZ4 valve and vibrator. Brand new. Boxed. 25/-.

INSULATION TESTERS by Record Electric. 0-50 Megohms. Test voltage 500. In perfect working order. ONLY £9/19/6, OR less case. £8/10/-.

JACK BOXES. A small metal box fitted with 9 miniature insulated Igranic jack sockets. Brand new. SNIP. 12/6.

HEAVY DUTY BLOWERS. For 200-250 v. A.C./D.C. mains, 300 watts. With 1 1/2 inch diam. twin "V" shape outlets. 2 lengths of hose. 4 spare filters and brushes. Suitable for Industrial use, forges, etc. Brand new. £4/19/6.

MOTOR ALTERNATORS. Input 80 volt D.C. at 16 amps. Output 80 volt A.C. 2,000 c/s., at 8 amps. (650 V.A.). Built-in voltage regulator. Brand new. Crated. 79/6. Carriage 15/-.

METAL RECTIFIERS. 250 volt, 100 mA/5/-, 230 volt, 60 mA/3/6. Many other types. **CRYSTALS.** 200 Kc/s American GEC, 10/- each. 100 Kc/s RCA bars, 15/- each.

METER BARGAINS


RANGE	TYPE	SIZE		PRICE
50 Microamp.	D.C. M/C	2 1/2 in.	Flush circ., scaled 0-100	59/6
100 Microamp.	D.C. M/C	2 1/2 in.	Flush circ., Ex-19 set	39/6
600 Microamp.	D.C. M/C	2 1/2 in.	Flush circular	12/8
500-0-500 Micro-amp.	D.C. M/C	2 1/2 in.	Flush circular, scaled 100-0-100 V.	25/-
1 Milliamp.	D.C. M/C	2 in.	Flush square, Fe/NFe	22/6
150 Milliamp.	D.C. M/C	2 in.	Flush square	7/6
200 Milliamp.	D.C. M/C	2 1/2 in.	Flush circular	10/6
1 Amp. Thermo-couple		2 1/2 in.	Projecting circular	6/9
4 Amp. Thermo-couple		2 in.	Flush square	6/9
30-0-30 Amp.	D.C. M/I	2 in.	Proj. circ., car type	5/6
15 Volts	A.C. M/I	2 1/2 in.	Flush/circular	8/-

METER RECTIFIERS. Full wave bridge. Brand new, Salford 1/m.A. 6/6. 6 m.A., 6/6. 8TC 2 m.A., 5/6.

ADMIRALTY POWER UNITS. Equivalent to AM 234. Input 200-250 v. 50 c/s. A.C. mains. Outputs 240 v. D.C. 125 m/Amps., and 6.3 v. A.C. 6 amps. Dual purpose 2 1/2 in. panel mounted 300 v. meter reads input and H.T. volts. Double smoothing with paper capacitors. Standard 19 in. rack mounting. BRAND NEW, £4/19/6. Carr. 7/6.

MULLARD GM4140/1 C. & R. BRIDGES (Ex-Admiralty). .1 ohm to 10 Megohms in 4 ranges; 10 pFd. to 10 mFd. in 3 ranges. Calibrate, Open Bridge and % ranges. For 100-250 v. 50 c/s. A.C. mains. Used, but in excellent condition and in perfect working order. £7/10/- Post 3/6.

FLUXMETERS. Fitted with Ernest Turner 3 1/2 in. mirror-scale meter and contained in polished wooden instrument case with carrying handle and hinged lid. Size 13 x 9 x 6 in. Brand new condition. SNIP. only 49/6.



AUTOMATIC MONITOR Q/D231. Intermittent faults steal your profits. Employ one of these "Phantom Engineers"! Soak tests 3 receivers or amplifiers simultaneously and SILENTLY. If fault occurs, a buzzer sounds and a red pilot light indicates which set. Pressing "Intermittency Check" shows whether fault has cleared or is permanent. For 195-255 v. A.C. mains. Complete with 8 valves, all connecting leads, and Instruction Manual. 14 1/2 x 8 1/2 x 6 1/2 inches, wt. 19 lb. In original packing and BRAND NEW.

Only £4/19/6 each, plus 7/6 carriage.

HIGH VOLTAGE POWER UNITS
Input 200-250 v. A.C. mains. Output 1200v. D.C., 200 milliamps. Fully smoothed, Metal rectifiers, £5/10/-, plus 15/- carriage.

VHF TRANSMITTERS. BC-950-A-130. A 100-150 Mc/s, 4 channel, crystal controlled transmitter. Complete with valves, 2 of 1625, 2 of 832A, 1 of 815. All absolutely BRAND NEW. In original American packing. (Xtals not supplied.) £51/9/6. Carr. 7/6.

SPEAKERS (Eddystone). 3 ohms, 6 1/2 in. diam. In grey wrinkled steel cabinet 9 x 9 x 5 in. Complete with volume control and transformer for 600 ohms line. Brand new 27/6, post 3/6.

HRO RECEIVERS. With 9 GC coils, 18 grs. Send S.A.E. for full illustrated details etc.

R109A RECEIVERS. 8 valve superhet using 5 x ARP12's and 3 x AR8's covering 2-12 Mc/s. Contains vibrator pack and 3 1/2 in. speaker and operates from 6 volt battery, consumption 1 1/2 amps. Housed in metal case 13 x 12 x 1 1/2 in. Complete with valves and circuit. Very good condition. Tested. £4/7/6, carr. pd.

RT37/PPN2 BEACON TRANSMITTER-RECEIVER. 214-234 Mc/s. Size 13 in. x 10 in. x 5 in. Contains 5 3A5, 3 1S5, 1 IR5 and 2 2 v. synchronous vibrators. Operates from 2 v. accumulator via 2 built-in vibrapacks. Complete with telescopic mast Antenna system (9 1/2 ft.), lightweight headphones. Technical Manual, super quality carrying haversack, cords, co-ax cables, plugs, etc. Total wt. 28 lb. BRAND NEW, boxed. American equipment, 72/6.

SCR522 TRANSMITTER/RECEIVERS. 100-150 Mc/s. Comprises BC624A rec., and BC625 trans. All complete with valves, and in first-class condition. BC624A, less relay, 39/6. With relay, 49/6. BC625, 49/6.

Two-Way MORSE TRAINING SETS, W/T Mk. 3. Consists of 2 valve oscillators (ARP12's) (one with pitch control), for 1 or 2 operators. Has provision for creating "atmospherics." In polished oak case 12 in. x 10 in. x 8 in., wt. 16 lb. Complete with valves, leads, 2 keys, 7-way terminal board, circuit and instructions, but less batteries and phones. Ideal for Cadets, Scouts, etc. SNIP, 19/6, carr. 7/6.

VARIAC TRANSFORMERS (Zenith). 200-230 v. input. Output voltage variable from 200-250 v. at 8 amps. Wt. 14 lb. Brand New 87/6. Carr. 5/-.

MAINS DIMMERS. 300 ohms, 1 amp., 300 watts, twin ceramic formers, 15/-.

FIELD TELEPHONES. Army type D, Mk. 5 Buzzer calling. Ideal for building sites, farms, workshops, etc. Complete with handset and batteries. Tested, 39/6.

PLEASE ADD POSTAGE OR CARRIAGE ON ALL ITEMS

CHARLES BRITAIN (Radio) Ltd.

11 UPPER SAINT MARTIN'S LANE, London, W.C.2. TEMple Bar 0545

One minute from Leicester Square Station (up Cranbourn Street) Shop Hours: 9-6 p.m. (9-1 p.m. Thursday) Open all Saturday

UNIVERSAL ELECTRONICS

22 LISLE STREET, LEICESTER SQUARE, LONDON, W.C.2.

Telephone: GERRARD 8410.

SHOP HOURS:
9.30 a.m. to 6 p.m.
THURSDAYS 9.30 to 1 p.m.

TEST EQUIPMENT

★ AVO Roller Panel Valve Tester, reconditioned	£8 15 0	
Manual can be supplied extra at	£1 5 0	
AVO Meter Model 40	£12 10 0	
Model 7	£14 10 0	
Model 8	£18 0 0	
TAYLOR Model 82, 1,000 opv	£9 0 0	
COSSOR Double Beam Oscilloscope		
Type 339	£30 0 0	
(Write for rebuilt price to lab. standard)		
Type 1049	£110 0 0	
Type 1039 Single Beam	£21 0 0	
★ BENDIX Heterodyne Frequency Meters		
BC221		} Prices on request.
LM 14 (Naval Version)		
TS 174/W		
TS 175/U		
EVERSHED Series 2 Bridge Megger 500 v.	£55 0 0	
Wee type 500 V.	£10 10 0	
Ditto 250 v.	£8 0 0	
MARCONI Signal Generator TF 144G	£85 0 0	
TF 517	£35 0 0	
TF 390G	£35 0 0	
TAYLOR 65B	£10 0 0	

COMMUNICATION RECEIVERS

G.E.C. Model BRT 400	£95 0 0
EDDYSTONE Model 740	£30 0 0
Model 750	£48 0 0
Model 680	£65 0 0
Model 680X	£85 0 0
HALLICRAFTERS Model SX71	£95 0 0
Model SX28	£45 0 0
Model SX24	£35 0 0
NATIONAL Model HRO complete with all coils and power supply from	£30 0 0
MARCONI Model CR100	£25 0 0
Model CR150 range 2-6 Mc/s dual Super-het.	£60 0 0
HAMMRLUND Model HQ120X	£50 0 0
Model HQ129X	£85 0 0

REPAIR SERVICE

Alignment, reconditioning and calibration of Receivers and Test Equipment executed in our own laboratories.

AUDIO EQUIPMENT

USED TAPE RECORDERS

	List Price	Our Price
GRUNDIG TK820	£102 18 0	£80 0 0
TK8	£75 12 0	£65 0 0
TK5	£48 6 0	£40 0 0
STENOIRETTE complete		£35 0 0
SOUND MIRROR table model		£20 0 0
Portable		£30 0 0
LEAK 25 W. AMPLIFIER		£40 0 0
ROGERS Senior		£22 0 0

MANUALS

We can supply manuals for the following Receivers:
AR88LF-D, AR77E, R107, Hallicrafters SX24, SX28, S20R, S20, B2 Transmitter/Receiver, HQ120, HRO Junior and Senior, £1/7/6 each. Set of main dial, bandspread and name plate for AR88D £1/10/- set of three.

THE BRITISH NATIONAL RADIO SCHOOL

ESTD. 1940

NOW IN OUR SEVENTEENTH YEAR AND STILL
NO B.N.R.S. STUDENT HAS EVER FAILED

to pass his examination(s) after completing our appropriate study course

A new **P.M.G.** "Home Study" course covering the whole of Part I and 90% Part 2 (including morse on L.P. records). If you are intending to become a Marine Radio Officer this course can save you £150 or more.

A.M.Brit.I.R.E., CITY and GUILDS, and P.M.G. EXAMINATIONS, and now

MORSE CODE

New L.P. Records

Can be "played back" at 16, 33, 45 and 78 r.p.m. to give morse speeds of 4-25 w.p.m. Skillfully arranged figure and cypher groups.

Agencies available in all overseas English-speaking countries

PRINCIPAL,
BRITISH NATIONAL RADIO SCHOOL
66 ADDISCOMBE ROAD, CROYDON, SURREY
Tel. ADDIScombe 3341

MAGNETIC RELAYS

TYPES

3000 and 600

Supplied to specification for the following uses:—

- METER PROTECTION • TIME DELAY
- OVERLOAD TRIPS • ALARM SYSTEMS
- FLASHING & PULSING
- PROCESS CONTROL • TIMING DEVICES • AERIAL CHANGE-OVER
- MAINS FAILURE PROTECTION
- COMPLEX OR SEQUENCE SWITCHING • SELECTION & COUNTING SYSTEMS
- HIGH VOLTAGE SWITCHING

(CONTACT INSULATION UP TO 2KV)

Consult us with your problems

POLARISED, HIGH SPEED, A.C. & TELEGRAPH RELAYS IN STOCK

ELECTRO MAGNETIC COUNTERS
UNI-SELECTORS
KEY SWITCHES, P. O. and LOW LOSS

JACK DAVIS (RELAYS) LTD.

(Dept. "W.") TUDOR PLACE, LONDON, W.1
MUSEUM 7960 LANGHAM 4821



WHEATSTONE BRIDGE

Consisting of four stud switches: 0-10 ohms, 0-100 ohms, 0-Inf. Galvometer centre zero F.S.D. 2.5 mA. Ranges easily extended. Housed in oak cabinet 16 x 7 1/2 x 6. Complete with instructions. 40/- P. & P. 4/-.

R.F. UNITS

R.F. 25, 40-50 Mc/s, 8/6 each.
R.F. 26, 50-65 Mc/s, 25/- each.
All valved. Postage 3/6 on each.

WIRELESS SET NO. 19 MK. II
Two transmitter-receivers and an intercom amplifier in one case. "A" set covers 2-8 mc/s, RT and CW, and "B" set 240 mc/s, RT only. Complete with 15 valves and 500 Micro amp. check and Tuning Meter. Only 60/-, plus 10/- carr.

INDICATOR UNIT SLC No. 5
Ideal for conversion into an Oscilloscope using 139A or ACR 10 tube. Consists of 2-VR65's, 1-VR66, various resistors, condensers and pots. Size 11 x 6 x 3in. Brand new, complete with modification circuit. 20/- P. & P. 3/-.

AMERICAN GEARED MOTOR
24 v. D.C. with built-in precision gearbox. No. 1 drive 24 R.P.M. No. 2 drive 6 R.P.M. On 12 v. No. 1 drive 16 R.P.M. No. 2 drive 4 R.P.M. Overall size of motor and gearbox 7 1/2in. x 3 1/2in. x 3in., weight 1 lb. 14 ozs. Brand New. Only 22/- P. & P. 3/-.

POCKET VOLT METERS. Read 0-25 v. and 0-250 v. D.C. Brand new. Only 15/- P. & P. 2/6.

PARMEKO CHOKES. 8H. 100 ma. 7/6. P. & P. 1/6.

DIPOLE AERIAL No. 4A. 52ft. hard drawn 7/22 copper wire with centre insulator, fitted with feeder sockets. Both ends have 3 link insulators and slotted wire adaptors. Brand new. Price 9/- P. and P. 2/-.

FM WOBULATOR CAPACITOR
Excellent for Sweep Generator. Frequency modulation unit permanent magnetic field and a moving mechanism driving a metal diaphragm supported at its rim. This diaphragm acts as a moving plate of the frequency modulator capacitor. Tested. Price 7/- each. P. & P. 1/-.

WESTINGHOUSE PENCIL RECTIFIER. Type J.50, output 500 v. at 5 mA. 5/- post paid.

HIGH RESISTANCE HEAD-PHONES. Type Mk. IV 4,000 ohms. Brand new 11/6 each. P. & P. 1/6.

COMPLETE STANDING WAVE RATIO METER. 110 v. A.C. operated. From 60 c/s., 1,000 c/s, with all coax coupling and probe finder. To match all feeder line impedances and lengths. Calibrated matching bar. Direct standing wave ratio readings are shown on meter. 50 micro amp movement. This magnificent instrument is precision built, complete with all spares and housed in oak carrying case. Brand new in original packing. £14 each. Plus carriage 10/-.

RCAF AMPLIFIER UNIT

12 v. input. Vibrator Pack 250 v. out. OZ4. Microphone Transformer into a 6K6 GT output valve with negative feedback. Size 8in. x 5 1/2in. x 8 1/2in. Brand new. 35/- each. P. & P. 3/-.




No. 38 TRANSMITTER/RECEIVER WALKIE TALKIE

Range approx. 5 miles. Covering 7.4-9 mc/s. Absolutely complete with junction box, headphones, microphones, webbing, haversack. Brand New only 60/- Carr. 7/6.

R109 RECEIVERS

8 valves: 5-AR12's, 3-AR8's, covering 1.8-8.5 Mc/s on two frequency bands. Contains 6 v. Vibrator Pack and built-in 3 1/2in. Goodmans speaker, operates from 6v. battery, consumption 1 1/2 amps. Housed in metal case 13 X 12 X 1 1/2in. Designed for mobile or ground station. Operates with any normal aerial. Complete and tested, including circuit. Very good condition. Only 80/- Carriage 7/6.




ORIGINAL AR88 MAINS TRANSFORMERS

Input 110 volts—240 v. Output 345-0.345 at 150 mA, 5 v. at 2 amps and 6.4 v. at 4.5 amps. Fully shrouded, size 5 1/2 x 4 x 4 1/2in. Brand new. 50/- P. & P. 3/-.

3 CM MAGNETRON/KLYSTRONS ASSEMBLY

- Includes:—
- 1 725A Magnetron
- 2 723A/B Klystrons
- 2 CV253 Crystal Diodes
- 1 IB24 TR Tube
- 1 CV115 ATR Tube



ASSOCIATED WAVEGUIDE ASSEMBLY PRICE £7 10 0 each. P. & P. 7/6. PULSE TRANSFORMER and MAGNET for above £3. Carr. 10/-.

VIBRATOR PACK

12 v. input, 300 v. output at 150 M/A. As a bridge rectifier will handle 450 v. RMS at 120 M/A. Pack consists of 12 v. vibrator, 4 metal rectifiers, chokes and smoothing condensers. ONLY 30/- Carr. 5/-.

BENDIX RECEIVER MN26.C

Covering 150-1500 kc/s in 3 Bands. Valves used, 5-6K7, 2-6N7, 2-6J5, 1-6F6 1-6L7. Complete with switching motor and dynamotor. This superb unit has been modified for 12 v. operation. Only 80/- Carriage 8/6.



TEST SET 102

250v. 50c. A.C. Emits 25 x 50 cycles. Transformer 280v. at 80mA. 12v. at 2 amps. 6v. at 3 amps. 1-DET 19, 1-6J5. S.T.C. metal rectifier. Bulgin plugs, sockets, ind. Lamps. Circuit diagram. 40/- Carriage 5/-.

Relda Radio Ltd.

(Dept. "W"), 32A, Coptic Street, London, W.C.1.
Phone: MUSEum 9607.

TANNOY AMPLIFIER. With 4 6L6's in parallel, push-pull handling from 30 to 60 watts. 200-250 v. input. Complete with all leads, hand microphones, plugs and spares. Housed in wooden transit case 17 1/2 x 15 1/2 x 2 1/2ins, with full operating instructions and circuit. Fully tested. ONLY £20. Speakers for above, 25/- each.

FERRANTI TRANSFORMERS. Input 225 v., output 4 v. at 5 amps. and 4 v. at 5 amps. Potted type with ceramic bushes. Brand new, 4/6 each. P. & P. 1/-.

RA10 BENDIX RECEIVER. A 4-waveband superhet covering 150 Kc/s-10 Mc/s. Valves 6SK7, 1st RF, 6K8 Mixer, 6SK7, 1st and 2nd I.F., 6R7, 2nd Det., 6C5 B.F.O., 6K6 output. Size 6 1/2 x 15 1/2in. Easily converted to mains operation as described on page 453 of the September "Practical Wireless," £5/10/- Carr. 7/6.

U.S.A. INDICATOR BC929A. Complete with 3 PBI, shield and holder. Aerial switching unit, 7 valves: 2-6HG7, 1-6X5GT, 1-2X2, 1-6G6, 2-62N7. Brand new. Original cartons. With modification circuit 60/- Carr. 7/6.

HOOVER ROTARY TRANSFORMERS. 11.5 v. input, 490 v. output at 65 mA and 6 v. input 300 v. output at 75 mA. Guaranteed and tested, only 27/6. P. & P. 2/6.

373 MINIATURE 9.72 I.F. STRIPS
Supplied complete with 3-EF91, 2-EF92, 1-EB91. Ideal for modification to FM Tuner as described on page 107 of the April "Practical Wireless." Price 45/- each.

U.S.A. INTERPHONE AMPLIFIER
This unit uses 2-6V6's. Includes microphone transformer, output transformer, sidetone transformer, 60 mA choke. Fuse holders and double pole 10 amp. switch. Dynamotor, 12 v. input, 250 v. output at 50 mA. Size 9 x 9 x 5in. Brand new (less valves) only 55/- Carr. 5/-.

VIBRATOR PACK. 6 v. input, 250 v. output at 100 mA, complete 4-pin vibrator, OZ4 rectifier. Fully smoothed, 25/6 each. P. & P. 2/6.

500 MICROAMPS METER. 2-inch circular calibrated 0-15 and 0-600 volts, resistance 500 ohms. 12/6. P. & P. 2/6.


PYE 45 Mc/s I.F. STRIPS. Complete with seven valves, 6-EF50, 1-VR92, 6 tunable I.F. transformers. Only 30/- post paid.

FILTER UNIT 503. Frequency 20-35 mc/s, with silver plated coil. Condenser 140 pf, Veeder counter, coax input and output sockets. Suitable for conversion to absorption wavemeter. 12/6. P. & P. 2/-.

COMMAND RECEIVERS. 1.5-3 Mc/s, fully valved, 65/- P. & P. 3/6.
COMMAND TRANSFORMERS. 5.3-7 Mc/s, valved with crystal, 25/- P. & P. 3/6.

B.C. 733-D RADIO RECEIVER
Consists of 6 crystals—5,700 kc/s, 5,722 kc/s, 5,733 kc/s, 5,744 kc/s, 5,755 kc/s, 5,777 kc/s—which can be ground to your requirements or used as overtone crystals. 10 valves—3-VT69, 1-12AH7, 2-12SR7, 2-12SG7, 1-12SQ7, 1-12A6. 3 output transformers. 3 I.F. transformers, 6 miniature 12 v. relays. 8 ceramic Aladdin coils slug tuned and numerous resistors and condensers of various values. NEW. A snip at £4 each. Carriage 7/6.

AMERICAN ROTARY CONVERTERS
With cooling Fan Input 12 v. D.C. Output 300 v. at 90 mA. Completely supplied. Brand new. 19/- each. Plus P. & P. 3/-.



Telephone: MUSEUM 9594

H. FRANKS

SOLENOID OPERATED MAGNETIC RELAY. Type 'S' ref. 5CW/3544, with 4 make 4 break 10 amp. contacts D.C., coil resistance 160 ohms, 24 volts operation, housed in metal screening can 2½ in. x 1 in. x 1½ in., made by Pullin Ltd., Hendry Relays Ltd., etc., unused 9/6 each. Discount for quantities.

NEW NEGRETTI & ZAMBRA. 200/250 v. A.C. operated control units, fitted rectifier unit giving 12 volts D.C. which operates two relay operated single pole change-over 10 amp. mercury switches, housed in metal cabinet 9½ in. x 8½ in. x 3 in., 55/- each.

ADVANCE COMPONENTS CABLE INSULATION TESTER. ref. APW2445, variable 1,000 to 6,000 volts, fitted 0/6 kv. meter and 0/500 microammeter test leads, etc., input 180/250 volts, 50 c.p.s., SU/2150a rectifier, fitted teak case, 12 in. x 10 in., £8/17/8.

FRACTIONAL MOTORS. 1/100th H.P. 200/250 v. A.C./D.C. ½ in. double-ended spindle. Length 3½ in., diam. 2½ in. Unused 27/6.

SOLENOID OPERATED OIL DILUTION VALVES. ref. 5U/3013, 24 volts, suitable for air or oil, maximum air pressure 40 lbs. p.s.i., overall size 3½ in. long, 1½ in. diam. approx. 7/6 each. Ditto, 12-volt ref. 5U/1566, 9/- each.

"DRAYTON" TYPE R.Q.R. CAP INDUCTION MOTOR UNITS. 230 volts A.C., 50 cycles, 25 watts. Cont. rating, final speed 1 r.p.m., £5/5/- each.

"SUNVIC" TYPE T.S.2. THERMOSTATS. stem type adjustable range ± 60°C. up to 300°C. max., differential ± 0.25°C., stem length 6 in. or 12 in., contacts normally open, rating: 250-volt A.C., 2-amps., or D.C. 0.1 amp., 37/6 each.

"CREED" MOTOR-OPERATED TAPE WINDERS. Type No. S.2885. Fitted 230 v. A.C. 1/100 H.P. motor, coupled to gearbox, with slipping clutch. Final speed 25 r.p.m. approx. New. 65/- each.

58-60 New Oxford Street, London, W.C.1

One min. from Tottenham Court Rd. Stn.

ROTARY VARIABLE RHEOSTATS. 300-ohm., 250/300 watts, overall size, 3½ in. x 4½ in. x 4 in., on twin former with 1½ in. spindle ¾ in. diam., new boxed, each, 27/6.

U.S.A. SPERRY BOMBIGHT COMPUTER, TYPE BB. ref. 109/92 'M' representing a wealth of components for the mechanic-constructor, packed 78 lbs., 85/- each.

PRESSURE PUMP UNITS. Operated by 24 volt A.C./D.C. motor develops 10 lb. pressure or vacuum. Complete with 10 ft. length of pressure hose, cables and connectors, etc. Compact unit fitted in metal case, 6 in. x 4 in. x 4 in. Made in U.S.A. Ideal for laboratory use, etc. New, in maker's cartons, £4 each.

GEAR BOX ASSEMBLIES, fitted two 48 d.p. Sun and Planet gear movements and other assorted gears, etc., new spares for "Sperry" computer, ideal for model makers, etc. 12/6 each.

RECTIFIER UNIT, design 46, ref. AP53325, input 200/250 volts A.C., 50 cycles, output 24 volts D.C., 1 amp., fully smoothed, continuous rating, ideal for test bench, telephone equipment etc., fitted fuses, relay, in metal case size 14½ in. x 9 in. x 7½ in., £4/17/6.

S.T.C. METAL RECTIFIER SETS. Input 200/250 volts A.C., 50 cycles, output 220 volts D.C., 1½ amps., type 100/1786, housed in metal cabinet, 12 in. x 13 in. x 11 in., £10/5/-.

AIR-POSITION INDICATORS, fitted with approx. 12 lbs. of useful parts, including 3 sets of infinitely variable speed gear boxes, 30 assorted gear, rev-counter, ball-races etc., £3/1/6 each.

VISUAL INDICATORS TYPE 10/Q4, new condition, contain 2 high-grade movements, 1 horizontal, scale centre zero to 30 microamps f.s.d., the other vertical movement 0/750 microamps, f.s.d., 7/6 each.

ZENITH HIGH-GRADE TOTALLY ENCLOSED SLIDING RESISTANCES. 384 ohms, 1.2 amps. New in maker's cartons. £3 each. **DITTO.** 270 ohms., 0.8 amps. £2 each.

WESTINGHOUSE RECTIFIER SETS. Style 288 G.P.O. Input 200/250 volts A.C., 50 cycles, output 50 volts D.C., 1½ amps., 80/-.

CLOCKWORK DRIVEN PROCESS TIMERS, variable 5 mins. to 30 mins. fitted 5-amp. make or break contacts, totally enclosed, 3 in. diam., 2½ in. high, 18/6.

"SATCHELWELL" AIR THERMOSTATS. Type WTO, 15 amps. A.C. contacts, three-contact type (single pole changeover) length of tube 17 in., ¾ in. diam., 150/250 F., unused, 41/- each.

HORSTMAN GEAR CO. 8-DAY NINE-JEWEL LEVER MASTER CLOCKWORK MOVEMENTS, Admiralty pattern A.3236, final speed 1 rev. in 3 mins. with contacting point once per minute, in metal case 3½ in. diam., 2½ in. deep, stop and start device, with winding key, new, 65/-.

WESTERN ELECTRIC BLOWER MOTORS. Fitted centrifugal fan, available 12 volts D.C. or 110 volts A.C./D.C. Suitable for car heaters, projectors or miniature vacuum cleaners, etc. 4½ in. 3½ in. approx. 29/- each.

NEW SEWING MACHINE MOTORS. 100/130 volts A.C./D.C. 1/15th h.p. fitted pulley, adjustable fixing bracket, needle light lamp with switch, rubber driving belts, connecting lead, etc. Less foot control, 45/- each.

Sigma pattern high-speed relays, coil 1950 ohms. Operates on 10/12 v. D.C., 5 mA. S.P.C.O. heavy duty contacts, 10/6 each.

G.E.C. DOUBLE-POLE CHANGE-OVER KNIFE SWITCHES, 60 amp., on slate bed, 9½ in. x 4½ in., switchboard pattern, 30/- each.

NEW SOUND-POWERED TELEPHONE HAND-SETS, G.P.O. pattern, will make efficient 2-way intercom., no batteries required, 50/- per pair.


CARPENTER H/SPEED POLARISED RE-LAYS, 700+300 ohm coil, type 5XA24, 22/6.

MINIATURE 12/24 V. D.C. MOTOR GEARBOX UNITS. Final speed of 6 to 10 r.p.m., overall size 4½ in. x 2 in. x 3 in., 32/6.

"S.T.C." POLARISED RELAYS, coil res. 110 + 110 ohms., type 4142-E/TF6, new in screening cans, 18/6 each.

FULL MAILING PRICE LIST 6d.

Still THE MOST RELIABLE MAGNETIC RELAY



**A.I.D.
A.R.B.**
ADMIRALTY
APPROVED

Manufacturers of
K.3000 and K.600 Type RELAYS
PROTOTYPE RELAYS

to customers specification. Made up at short notice.

Your enquiries given prompt attention.

A. D. S. RELAYS LTD. Dept. W.W.
12 STORE STREET, LONDON, W.C.1. Tel. MUSEUM 2453

MIDLAND INSTRUMENT CO.

CHASSIS, U.S. mfr. all aluminium, size 12½ in. x 8 in. x 5½ in. complete with top cover, some items have been removed, remaining are—25 Amphenol midjet ceramic v-bulkers BTG type, complete with caps, over 70 resistors, all 5% colour-coded, also many ceramic and other comds. trimmers, paddlers, fixed and variable inductance transformer v-control etc., etc., new unused, bargain 10/-, post 3/6.

MAINS BLOWER. 200/250 v. A.C./D.C. ½ amp., 5,000 r.p.m., consists of the motor with attached enclosed fan, and funnel intake 1½ in. dia. side outlet 1 in. x 1 in. blinth base 5 in. x 4 in., finish black enameled and die cast aluminium, size overall 9 in. long, 4 in. wide 5 in. high, weight 7½ lb., a very superior blower, offered at a fraction of original cost, new, unused, 25/-, Post 3/6.

TRANSMITTER RECEIVERS No. 17 Mk. II, complete with valves high res. headphones, hand microphones and instruction booklet, frequency 44 to 61 Mc/s., range with simple aerial 5-8 miles requires ordinary 2-vs. accumulator and 120-v. battery. These are brand new in sealed cartons, our price 50/-, carriage 5/-, inland only.

RECEIVERS No. 19 Mk. II, complete with 15 valves, 6KT6 (6), 6X83 (2), 6V6 (2), 6BR0, 807 EF50, EB34, OV6, condition very good, note our price 80/-, carriage 7/6 inland only.

BALANCED ARMATURE RECEIVER INSERTS No. 5, in black plastic cases, the most popular and versatile of all ex-Govt. stock. Ideal as single or dual headphone receivers, self-energised microphones, 2 provided by ordinary twin flex, provide an efficient 2-way telephone system, brand new perfect stock in sealed cartons, 3/9 each post 1/-, 3 for 11/6 post 1/6. 42/- doz. post 3/-, sealed wood cases containing 54 receivers £9/2/-, carriage 100-m 7/6, 200-m 12/6, 300-m 12/6, C.I., N.I. and I.O.M. 20/-.

MAGSLIPS, standard x-y-1-2-3, 50-v. 50-cycle A.C. operation, 2 in. type 20/- pair, post 2/3, 3 in. type 30/- pair, post 3/6.

ELECTRIC PUMPS, suitable for most liquids, the popular cylindrical immersible type, 24-v. 4 which deliver 10-g.p.m. at 20-ft. head, also give excellent performance at 12-v. new in sealed cartons, 1-ft. long 30/-, post 2/3; ditto 4-ft. long 35/-, carriage 5/-.

HUGHES MOTORS, shunt wound, 12-v. 1½-amp., speed 5,000-r.p.m., reversing, size 1½ in. long 1½ in. dia., 1 in. shaft, weight 20-oz., a very superior motor designed for anti-radar equipment, new unused 10/- post 1/6. 25 per doz. carriage paid, ditto fitted reduction gear, giving a final drive (1 in. shaft) of either 330 or 160 r.p.m. state which required, 12/6, post 1/6; 25 per doz. carriage paid.

ACHROMAT LENSES, by Ross, Taylor Hobson etc. new and perfect 4 types all 40-mm. dia., f/1.7, f/2, f/2.3, f/2.7, focal lengths are 2½ in., 3 in., 3½ in. and 4 in. respectively, 10/- each, post 6d.

POWER SUPPLY UNITS No. 8, consists of the hand generator, which charges a 6-v. battery at 5-amps., or a 12-v. at 3-amps., complete with cut-out vibrator pack, 6-v. input, provides all E.T. and E.T. supplies for the 18 and 35 sets, spare Mahony type 650 vibrator, connecting leads, bakelite battery box, contained in metal base carrying pack, size 17 in. x 10 in. x 7 in., new in sealed cartons, 35/-, carriage 100-m 7/6, 200-m 10/-, 300-m 12/6, C.I., N.I. and I.O.M. 20/-.

SHADED POLE MOTORS, 12-v. A.C. 50-cycles, size 2½ in. x 2½ in. x 1½ in., fitted detachable 2½ in. dia. 4-bladed fan, made for lampshade cooling, silent running, unused and perfect, 10/- post 1/6.

MAGNETIC RELAYS, 12-v. 1-amp. operation, closes 40-amp. D.C. contacts, in bakelite cases with cover, new unused 2/6, post 10d., 24/- doz., post 3/-.

Many other Bargains; send stamped addressed envelope for lists
MIDLAND INSTRUMENT CO., MOORPOOL CIRCLE, BIRMINGHAM, 17
Tel.: HAR 1308

BEAUTIFUL EXTENSION SPEAKERS 29/9



In lovely polished cabinet, complete fitted with 8in. P.M. speaker, "W.B." or "Goodmans" of the highest quality. Standard matching to any receiver. 2-5 ohms. Flex and switch included. Unrepeatable at this price. Money back guarantee if not completely satisfied. Ins. carr. 3/6. **8in. P.M. SPEAKERS, 8/9.** Let the lady of the house listen to music while she works in the kitchen. At this price you could have one in every room. Complete with O.P. trans. 10/- P & P. 2/9.

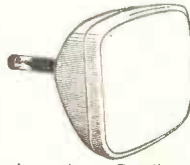
SPEAKERS 12/9. Goodmans or Elac. High quality 8in. P.M. Money back guarantee. With O.P. trans., 14/- P & P. 2/9.

RADIOGRAM CHASSIS 39/9. 3 w/band and gram. s/het, 5 valve (octal). Ideal for table gram., giving high quality output. 4 knob control. 8in. P.M. speaker, 7/9 with order. Set of knobs 2/-, chassis 12in. x 6in. x 7 1/2in. Ins. Carr. 4/6.

CLOCKWORK MECHANISM 1/9. A Perfectly engineered clockwork unit, with a fully enclosed clock type spring, gear train and escapement. Ex. W.D. (type ROP(B) 40SL). Can be modified for use as a darkroom timer, clock or any mechanism requiring activation, for the amateur mechanic with ideas, it offers considerable scope. P & P. 1/-.

RECTANGULAR T.V. TUBES

Used with 12 MONTHS GUARANTEE. 17in. £7/10/-, 14in. £5/10/-.



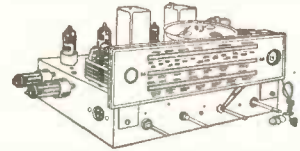
6 months full replacement, 6 months progressive. Made possible by the high quality of our tubes. Ins., carr. 15/6. **SPECIAL OFFER** of 14in.-15in.-16in. T.V. TUBES at £5. **CONVERT YOUR 9in.-10in.-12in.** to the above sizes. Details on "How to do it Yourself" in our FREE catalogue.

12in. TV TUBES £6. 3 months Guarantee. 15/6 ins., carr. on all tubes.

T.V. CHASSIS TO CLEAR 59/6. Complete chassis by famous manufacturer. R.F. EHT unit included. Drawing 2/6 or FREE with order. Chassis in 3 separate units (power, s/vision, timebase interconnected). These chassis can easily be fitted into existing console cabinets. Less valves and tube. Channels 1-2, 3-5. Easily converted to I.T.A. Ins., carr. 10/6.


CANDELABRUM, 19/9. 3 light lounge fitting with flex and lamp holders and 3 shades in plastic. Special purchase makes us able to sell at this very cheap price. P & P. 2/9.

ARGOSY PUSH-PULL RADIOGRAM CHASSIS 139/6.



8 valve 2-EBF80, 2-EL42, ECH81, EBC41, EZ80, EM34. Latest models. 3 w/band and gram. Switched. Over 10 watts output. Full tone range. 4 knob control. Size 14in. x 9in. x 7 1/2in. Less valves. Ins. carr. 5/6.

HOME RADIO 79/6




5 valve (octal) s/het. 3 w/band receiver. A.C. gram. P.U. sockets. In wooden cabinet. 18 1/2in. x 11 1/2in. x 8 1/2in. Ins., carr. 7/6.

17" T.V. CHASSIS

£19.19.6

Latest improved circuits Higher E.H.T. (brilliant picture). Improved sensitivity (for greater range). Chassis easily adapted to any cabinet. 17in. rectangular tube on adapted chassis: All channels. **TURRET TUNER 50/-** extra. Less valves. With 5 valves £21/19/6. With all valves £25/19/6.



Valve line up:— (5 valves) 2-6D2, 6SN7G, 6P25, EL38. Others 7-6F1's, EL38, 6L18. 12 MONTHS GUARANTEE on tube. 3 MONTHS GUARANTEE on valves and chassis. Ins. carr. 25/- (incl. tube). State B.B.C. channel and I.T.A. if turret required.

14" T.V. CHASSIS, TUBE AND SPEAKER. £13.19.6 As above with 14in. round tube. Less valves. Guaranteed 3 months. With 5 valves £15/19/6. With all valves, £19/19/6. **TURRET TUNER 50/-** extra. Ins. carr. 25/- incl. tube.

HEADPHONES 1/9.

Single earphone and headband. C-LR. Ideal for crystal sets, extension on radio, etc. P & P. 1/3.

CAR RADIO AERIALS, 6/9.

Whip antennae, 50in. long, collapsing to 1ftin. One hole fixing. Post 1/-.

RECTIFIERS 2/9. 250 volt, 100 ma. full or half wave. Salvidge guaranteed. Post 1/3.

R.F. EHT COIL, 30/-. 6-10 kV. Drawing and data FREE with each order. Post free.



ELECTRIC CONVECTOR HEATER 99/6

Cleaner cheaper, safer than paraffin. A.C./D.C. Switched for 1 or 2 k/watts. Illuminated grille. Ins. carr. 10/6.



ELECTRIC FIRES 29/6. Pencil element. 1 k/watt, beautiful finish, Reflector type A.C./D.C. 200-250 volt. Post 3/6.

ELECTRIC FIRES 17/6. Hammered finish. A.C./D.C. 200-250 volt. 1 k/watt. Post 3/6.

Boxed VALVES										3 MONTHS GUARANTEE	
1A5	2/9	6H6M	1/9	12BE6	6/9	ECH42	8/9	EF50	2/9		
1S5	4/9	6K7	3/9	12SG7	1/9	EF39	6/9	EL32	6/9		
3A8	3/9	6N7GT	4/9	12S17	1/9	EF41	8/9	EL91	3/9		
4D1	2/9	6SG7	3/9	CV18	3/9	EBC41	8/9	EZ40	8/9		
6B8	3/9	8D2	3/9	EAF42	8/9	EF91	7/9	PEN45	6/9		
6F12	7/9	8D3	7/9	EB34	1/9	EF37A	4/9	TT11	6/9		
6D2	6/9	12AU7	5/9	EB91	6/9	EF37	4/9	X66	8/9		
				ECC81	8/9	EF37	4/9	Z77	7/9		
18		75		American Types. UX. All at 3/9 each.				6A7			
42		78		80		6D6		6C6			
				186		25RE					
				Barrectors 301 and 302 also at 3/9 each.							

CHASSIS 1/- each, 6 or 8 valve. Latest type midjet valve design for A.M. and F.M. New cadmium plated on s.w.g. steel. 12 1/2in. x 7 1/2in. x 2 1/2in. P & P. 1/6. Post on 4 3/-, 12 for 10/- Carr. 5/-.

CO-AX CABLE 6d. yard. Good quality. Cut to any length. Post on 20 yards 1/6, 45/- per 100 yards. Post 3/6.

T.V. MASKS 3/9. New 12in. white rubber. Post 1/3.

T.V. MASKS 1/9. Soiled, require washing. Rubber. Post 1/3.

T.V. MASKS 7/9. 17in. grey plastic. Brand new. P & P. 2/-.

COIL PACK SETS, 3/9. This bargain includes 3 band coil pack pair 465 I.F.s and std. 2 gang condenser. Printed dial. Post 2/3.

INSULATING TAPE 1/6. 75ft. x 1/2in. wide. Finest quality. Large roll in sealed metal container. P & P. 9d. Post on 6 tins 2/-.

VOLUME CONTROLS 2/6 doz. assorted volume and tone controls. Stripped from working chassis. P & P. 2/-.

SELF FEED SOLDERING 19/6.


6-12 volt, 110-125 volt. Made for the American market. Car battery or mains. Export quality. Complete in light carrying case. Reel of solder and spare parts. P & P. 2/9.

A few of the above in 6-12 volt, 200-240 volt, 35/6. EXPORT ENQUIRIES INVITED



A.C./D.C. MIDGET RADIO 99/6

5 valve. CCH35, EF39, EBC33, CL33, 35Z4 or metal rec., 3 control knobs. Switched for gram. In attractive brown plastic cabinet. 15in. x 7 1/2in. x 9in. Ins., carr. 4/6.



CONSTRUCTORS CHASSIS UNITS.

SOUND AND VISION STRIP 25/6. Tested, working, complete less valves. I.F.s 16-19.5 mc/s. P & P. 2/6. Drawing 2/6 or FREE with order.

POWER PACK, 29/6. 7-9 KV. R.F. EHT unit included. Smoothed HT 350 volt at 250 mA. Tested working, less valves, drawing 2/6 or FREE with order. Ins., carr. 5/-.

TIME BASE 15/6. Tested, working. Incl. focus unit, etc. Less valves. P & P. 3/6.

TELEPHONE SETS 7/9. Ex.-W.D. Wireless remote control unit. E.M.K.II. NEW condition. Morse tapper switched, jack plugs, etc., less phone. P & P. 3/6.

Send for free 1958 catalogue.

MAINS TRANSFORMERS

350-0-350 v. 80 ma 4 v., 4 v. heaters. 200-250 v. prim. 3/9
 350-0-350 v. 80 ma. 4 v., 12 v. heaters, 200-250 v. prim. 3/9
 280-0-280 v. 80 ma. 6 v. 2 a., 4 v. 2 a., 4 v. 2 a. 200-250 v. prim. Drop through half shrouded 5/9

(All above 2/6 post).

425-0-425 v. at 250 ma. 5 v. at 6 a., 6.3 v. at 12 a., 6.3 v. at 6 a. 200-250 v. screened primary. (P & P. 3/9) 17/6
 0-200-250 v. heater transformer. 12 v. at 1 1/2 amp. (P & P. 1/9) 12/9

O.P. TRANSFORMERS, 1/3. Standard size 2-5 ohms. Post 1/3. 20 for £1. P & P. on 20, 5/6.

T.V. AERIALS 25/6. For all I.T.A. and F.M. channels. For outdoor or loft. 3 element, at half their original cost. P & P. 2/6.

SIMULATOR UNITS 19/6. Complete with valves. Telescopic aerial. Instruction booklet FREE with each order. Ideal for Walkie-Talkie conversion. Test set 172A. Ex.-W.D. P & P. 4/6.



TERMS AVAILABLE. (OVER £4)

Liverpool: Street to Manor Park station—10 minutes

DEPENDABLE RADIO SUPPLIES LTD.

12a TOTTENHAM STREET, LONDON, W.1. (2 minutes Goudge Street Station. Opp. Heals in Tottenham Court Road)
Phone: LANgham 7391/2. Hours of Business 9-6. Callers welcome. Terms: Cash with order or C.O.D.

BLOWER MOTOR

Operation figures
27v. at 7,000 r.p.m.
19v. at 2,800 r.p.m.
6v. at 380 r.p.m.
17/6.

Complete with blower 22/6.
P. & P. 2/6



COMPLETE P.A. SYSTEM

Canadian Telephone loudspeaking Amplifier Unit with 4 loud hailer, powered microphone, headphones and spares. Works off 12 v. D.C. New and boxed, ready for export. **WONDERFUL OPPORTUNITY—CANNOT BE REPEATED.**

OR SPECIAL OFFER TO CLEAR THE LOT **£10-10-0** complete. Carriage extra.

DYNAMOTOR ROTARY TRANSFORMER



D.C. Output 285 volts, .075 amps. D.C. Input 27 volts, 1.75 amps. Price 37/6 ea. P. & P. 3/-. Can be supplied in 12 volt.

LOUD HAILER SPEAKER UNIT

Impedance 7Ω. 6-8 watts output. Weight 10lb. Size 7½ in. Depth. 10 in. Diam. Easy Fixing. Weatherproof. Spun solid steel. Hammered finish.

PRICE £3/15/- Carriage & Packing 7/6


BOTH ITEMS IDEAL FOR SPORTS EVENTS, ELECTRICIANRY AND SOCIAL FUNCTIONS.




High voltage mains transformers
Input 200, 210, 220, 230, 240, 250. Output 1760, 1500, 0, 1500, 1760, 62KVA. Brand New £10/10/- Carr. 10/-

Complete Portable Vehicle Loud Hailer operates on 12 v. or 24 v. supply, output 6 watts. Can be fixed easily.

Comprising Power Pack, Loud Hailer, Hand Powered Microphone. Weatherproof. Very heavy metal case.
PRICE EACH £7/10/- Carr. & Packing 10/-



UNREPEATABLE OFFER LESS THAN HALF MANUFACTURER'S COST



Brand new single phase motors suitable for tape recorders, radiograms, work-shops, etc., etc. Has many uses. Reversible 200-230 v. 5in. oz. torque. 1,400 r.p.m. Capacitor start. Weight 4½lb. Length overall 5in., spinning 3in. x ½ in. Price, incl. P.P. and capacitor, 55/-.

Price, incl. P.P. and capacitor, 55/-.

ROTARY TRANSFORMERS

Delivery ex-Stock. Quotations on application.



H.T.31
Input 11.5 v. Output 250 v. at 125 mA.

H.T.32
Input 11.5 v. Output 490 v. at 65 mA.

Both can be supplied tropicalised.

AS USED IN PYE MOBILE TRANSMITTERS AND RECEIVERS P.T.C. 102 AND P.T.C. 114. Also HUDSON'S MOBILE RADIO TRANSMITTERS AND RECEIVERS.

BRAND NEW

G 45 Fully modified

AIRCRAFT CAMERAS

24 v. operation

IDEAL FOR LABORATORIES
16, 18 or 20 exposures per second.
2" short lens, 3.5.

Spool carries 25 feet of 16 mm. film (1,000 exposures).

£8.10.0 Post free in U.K.

CHAS. H. YOUNG, LTD.

Don't miss these SPECIAL OFFERS

AMERICAN PRECISION HETERODYNE FREQUENCY METERS. Type L.M.14. 125 kc/s to 20 Mc/s. Crystal checked. Complete with calibration book etc. **VERY LIMITED QUANTITY AVAILABLE.** Absolutely as new **£25** each.

RACK MOUNTING PANELS, all 19in. long by 5½ in., 7in., 8½ in., or 10½ in., 5/9, 6/6, 7/6, 9/- respectively. Post 2/-.

ABSORPTION WAVEMETERS. 3 to 35 mc/s. in 3 switched bands, complete with indicator bulb. 17/6. Post free.

THE NEW GELOSO V.F.O. UNIT. Output on 80/10 metres. Complete with calibrated dial, £7/12/6. Set of three tubes, 24/-.

3IN. AERIAL INSULATORS. Ribbed glass. 1/6 each or 6 for 7/6. 12 or more post free.

CONDENSERS. TCC type III, 8 mfd. 1,000 v. List over £3. Only 10/6. Post 1/9. 8 mfd. 750 v. 5/6 each. Post 1/6.

COPPER AERIAL WIRE. 14 g. H/D 140ft. 17/-, 70ft. 8/6. P. & P. 2/-, Stranded 7/25, 140ft. 10/-, 70ft. 5/-, P. & P. 2/-.

D.104 CRYSTAL HAND MIKES. List £6. Complete with 6ft. of cord and plug. **ONLY £3/10/-** each.

SEMI MIDGET I.F. TRANSFORMERS (by well known maker). 10.7 mc/s and 465 kc/s. Can be used as 10.7 mc/s or 465 kc/s singly. **Only 9/11** per pair, postage 9d.

HEADPHONES. High resistance (4,000 ohms), very sensitive. Bargain price only 12/6 pair. P. & P. 1/6.

AMERICAN BREAST MIKES. Swivel head. Push to talk and lock on switch. Beautiful job. **Only 12/6.** P. & P. 1/6.

BRITISH BREAST MIKE UNIT, complete with pair of 4,000-ohm phones in strong wooden carrying case, 8½ x 4½ x 7½. Ideal for mobile operators. **Only 17/6.** P. & P. 2/-.

LOW RESISTANCE HEADPHONES. New ex-W.D. stock. C.L.R. types. **Only 8/6** pair. P. & P. 1/6. Special Terms Quantities.

Most comprehensive stock of HiFi equipment in the Midlands, including QUAD, LEAK, W.B., RCA, ROGERS, WHARFEDALE, GOODMANS, etc. Details and demonstrations with pleasure.

NO C.O.D. UNDER £1

Phone: CENTRAL 1635

All Mail Orders to Dept. "W." Please print your name and address.

CHAS. H. YOUNG LTD., 110 DALE END, BIRMINGHAM, 4.

SAMSON'S SURPLUS STORES

A.M. HEAVY DUTY TRANSFORMERS. Pri. 220-230 v. Sec. 50 v. 30 amp. £6/10/-, carr. 10/-, Pri. 200-250 tapped Sec. tapped 28, 20, 30, 31 v., 21 amps. £4/10/- carr. 7/6.

NEVLIN 3,000 WATT AUTO TRANSFORMERS. Input 200-250 v., output 110 v. Completely enclosed in metal case, with input voltage selector, switch and fuses. Supplied brand new at a fraction of maker's price. £9/15/-, plus carr.

BLOCK CAPACITORS. 100 mfd., 500 v. wkg. at 140 deg. F. Sub chassis mounting, 5/6. 4 mfd. 800 v. wkg. at 160 deg. F., 3/6. 4 mfd. 400 v. wkg. at 160 deg. F., 2/6. 4 mfd. 250 v. wkg. at 160 deg. F., 2/-, 2-25 mfd. 2,000 v. wkg. tropical 6/6. 0.5 mfd. 2,000 v. wkg. at 160 deg. F., 2/9. All condensers supplied new and guaranteed. Postage on all condensers 1/6. Special price for quantities.

SPECIAL OFFER OF BRAND NEW BOXED A.M. VALVES. RCA 1616 6/-, 1625 4/6. British PEN46 5/-, VU120A 2/-, 6U5 5/-, 12U5 4/-, 35L6 5/-, 50L6 5/-, 7H7 3/6, 7B5 5/-, SP42 4/-, 955 4/-, 9004 4/-, 12S17 4/-, 12H6 4/-, VR150 5/-, PEN25 4/6, AR8 5/-, ARP12 4/-, APT4 4/-, Postage on all valves 1/6.

ADMIRALTY INTEGRATORS. Type AS91 incorporating very fine galvo. movement, coil 40 ohms, centre zero to F.S.D. 1 microamp. Small mirror one metre radius. A very useful laboratory instrument, 65/-, carr. 4/-, **METRO-VICKERS Master Voltmeters,** 0-20 volts A.C. 50 cy. M1 6in. mirrored scale, 17/6, p.p. 3/-, 2in. sq. ½ amp, RF meters, 5/6, p.p. 1/6.

HEAVY DUTY SLIDING RESISTORS. 1 ohm 12 amp slider control 8/6. 300 ohm 1 amp. geared drive 32/6. 1,100 ohm 0.4 amp. horizontal sweep control, 17/6. 5.3 ohm. 8 amp geared drive, 22/6. 0.4 ohm. 25 amp. geared drive, 15/6. 50 ohm. 1 amp. slow motion gear drive, 10/6. 17.5 ohm. 5 amp. fixed, 10/6. 195 ohm. 3.3 amp., no control but fitted with adjustable tapings, 22/6. American 12in. dia. field rheostats 38 ohm. 5.6 amp. res. out., 2.1 amp. res. in., 45/-, Postage on all resistors, 3/-.

S.T.C. FIELD-HAND TELEPHONES. Type YA 7783. A self-contained unit. Measuring 9 x 2½ x 2½ in., which can easily be held in the hand. With built-in buzzer and battery compartment. Complete with 4½ v. battery. Supplied brand new at a fraction of maker's price, 65/- each. Postage and packing 2/6.

TELEPHONE CABLE. Type D3, 1/3 mile drums. Brand new, 19/6, carr. 4/-, Commando assault telephone cable P.V.C., 1,000 yard drums. Ideal phone cable and very useful in the home and garden. 8/11, P.P. 3/-.

169/171 Edgware Road, London, W.2 Tel.: PAD 7851

125 Tottenham Court Road, W.1 Tel.: EUS 4982

All orders and enquiries to our Edgware Road branch please. This is open all day Saturday.

C.R.T. ISOLATION TRANSFORMERS

For Cathode Ray Tubes having Heater/Cathode short circuit for C.R. Tubes with falling emission. Type A. Low leakage windings. Ratio 1:1.25 giving a 25% boost on Secondary. 2 volt 10/8 each 10/8 each with Tag 10/8 each Panel and 6.3 volt 10/8 each 10/8 each Solder Tags 13.3 volt 10/8 each Ditto with mains primaries 12/8 each Type B. Mains input 220/240 volts. Low Capacity. Multi Output 2, 4, 6.3, 7.3, 10 and 15 volts. Input has two taps which increase output volts by 25% and 50% respectively. This transformer is suitable for all Cathode Ray Tubes. With Tag Panel 21/- each. Ditto for 6 volt Tubes only 17/6. Type C. Low capacity wound transformer for use with 2 volt Tubes with falling emission. Input 220/240 volts. Output 2-21-21-23 volts at 2 amps. 17/8 each. All Isolation Transformers are individually boxed, labelled and clearly marked with relevant data. NOTE: It is essential to use mains primary types with T.V. receivers having series connected heaters.

RESISTORS. All preferred values. 20% 10 ohms to 10 meg. 1/2 w. 4d.; 1 w. 4d.; 1 1/2 w. 6d.; 2 w. 1s.; 3 w. 1s. 6d.; 4 w. 1s. 10d.; 5 w. 1s. 2s.; 10 w. 2s. 6d.; 15 w. 3s.; 20 w. 4s.; 25 w. 4s. 6d.; 30 w. 5s.; 40 w. 6s.; 50 w. 7s.; 60 w. 8s.; 75 w. 9s.; 100 w. 10s. 6d.; 150 w. 12s. 6d.; 200 w. 15s. 6d.; 250 w. 18s. 6d.; 300 w. 20s. 6d.; 400 w. 24s. 6d.; 500 w. 28s. 6d.; 600 w. 32s. 6d.; 750 w. 36s. 6d.; 1000 w. 40s. 6d. WIRE-WOUND RESISTORS 1/3 10 watt 25 ohms-10,000 ohms 1/6 15 watt 25 ohms-10,000 ohms 2/3 15,000 ohms-50,000 ohms 5 w. 1/9; 10 w. 2/3 WIRE-WOUND POTS. 3 WATT LAB. COLVERN, ETC. Pre-set. Min. T.V. Type Standard size Pots, 24in. Knurled Slotted Knob Spindle High Grade. All 30 Values 10 ohms to 30 K. All values 25 Ohm K. 4/- 5/6; 100 K. 6/6. Ditto Carbon Track 50 K. W/W EXT. SPEAKER to 2 MEG. 3/-. CONTROL 100. 3/- TRANSFORMERS. Heavy Duty 50 mA. 4/6. Miniature Push-Pull 7 watts, 15/6. L.F. CHOKES 15/10 H. 60/65 mA. 5/-; 25/20 H. 100/120 mA. 11/6; 20/15 H. 120/150 mA. 12/6; 5 H. 250 mA. 15/- MAINS TRANS. 350-0-350, 80 mA. 6.3 v. tapped 4 v. 4s. 6 v. tapped 4 v. 2. ditto 250-0-250 80 mA., etc., 22/8. Bargaun 300-0-300 v. 65 mA., 6 v. 4. a. 4 v. 2. a. 15/-

I.F. TRANSFORMERS 7/6 pair 465 Kc/s Slug tuning. Miniature Can 2 1/2 x 1 1/2 in. High Q and good bandwidth. By Pye Radio. Data sheet supplied. Weatrite M800 IF Transformers 465 Kc/s. 12/6 pair.

HEATER TRANS. Tapped 200/250 v. 6.3 v. 1 1/2 amp. 7/6 ALADDIN FORMERS. 4 in. dia. 8 1/2 in. 10d. 3in. FORMERS 5987/8 and Cans T7/12. 4in. sq. x 2 1/2 in. and 2in. sq. x 1 1/2 in. 2/- complete with cores. SLOW MOTION DRIVES. Epicyclic ratio 6:1. 2/3. TYANA. Midget Soldering Iron. 200/250 v. or 230/250 v. 4 w. 30 W. INSTRUMENT IRON. 25 w. 24/-. MAINS DROPPERS. 3 x 1 1/2 in. Three Adj. Sliders. 3 amp. 750 ohms. 4/3. 2 amp., 1,000 ohms, 4/3. LINE CORD. 3 amp., 60 ohms per foot, 2 amp., 100 ohms per foot. 2 w. 6d. per foot, 3 way, 7d. per foot.

CRYSTAL MIKE INSERT by Acos Precision engineered. Size only 1 1/2 x 3/16 in. Bargain. Price 6/6. No transformer required.

MIKE TRANSF. 50:1, 3/9 ea.; 100:1, Potted 10/6. LOUDSPEAKERS P.M. 3 OHM. 24in. square, 17/6. 6in. E.A. 17/6. 7in. x 4in. Goodmans 21/6. 3 1/2in. Square Elac. 21/- 8in. Plessey 39/6. 6 1/2in. Goodmans 18/6. 10in. R.A. 30/- 4in. ELAC. TWEEETER. 25/- 12in. Plessey. 30/- 8in. M.E. 2.5 k. field tapped O.P. transformer, 24/6. 8in. 30 W. DIODE G. 2. 12in. 40 Ohms. 37/6. CRYSTAL DIODE G. 2. 12in. 40 Ohms. 37/6. CRYSTAL SET CONSTRUCTION. Kit 12/6. Book 1/- H.R. HEADPHONES. 4,000 ohms, brand new. 16/6 pair. SWITCH CLEANER Fluid, squirt spout, 4/3 tin. TWIN GANG CONDENSERS. 365 pf. Miniature. 14in. x 1 1/2 in. x 1 1/2 in. 10,000 Standard with trimmers, 8/9; less trimmers, 8/6. Midget. 7/6; Single 50 pf., 2/6. 50pf. Dielectric 100, 300, 500 pf. 3/6 each.

SUPERHET COIL PACK 27/6 Miniature size 2 1/2 x 2 1/4 in. High Q dust covered coils. SHORT, MED., LONG. GRAM switching with connection diagram and 5 valve circuit. 465 Kc/s I.F.

VALVE HOLDERS. Pax int. Oct., 4d. EF50, EA50, 6d. B12A, CET. 1/3. Eng. and Amer. 4, 5, 6, 7 and 9 pin. 1/6. MOLDED Mazda and Int. Oct. 2/6. B7G, B8A, B9G, B9A, 9d. B7G with can, 1/8. VCR97, 2/6. B9A with can, 2/6. CERAMIC. EF50, B7G, B9A Oct. 1/- B7G with can, 1/9. SPEAKER FRET. Gold Cloth 18in. x 25in., 5/- 25in. x 36in., 10/-. Expanded metal. Silver 14 1/2 in. x 12in., 3/- ea. Tyein 4 in. wide, 10/- 1 1/2 in.; 2 1/2 in. wide, 5/- 1 1/2 in. WAVECHANGING SWITCHES. 2 p. 2-way 3 p. 2-way, short spindle 2/6 5 p. 4-way 2 way, long spindle 6/6 2 p. 6-way, 4 p. 2-way, 4 p. 3-way, long spindle 3/6 3 p. 4-way, 1 p., 12-way, long spindle 3/6 Wave change. "MARKS". 1 w. 2/6; 2 w. 12/6; 3 w. 16/-; 4 w. 19/6; 5 w. 23/-; 6 w. 26/6. TOGGLE SWITCHES. S.P. 2/-; D.P. 3/6; D.P.D.T. 4/- MORSE KEYS, good quality 2/6

KNOPS GOLD ENGRAVED. Walnut or Ivory. 1 1/2 in. diam., 1/6 each. "Focus", "Contrast", "Brilliance", "Brilliance On/Off", "On-Off", "Volume", "Volume On-Off", "Tone", "Tuning", "Trebble", "Bass", "Wavechange", "Radio Gram", "S.M.L. Gram", "Record-Play", "Brightness", ditto, not engraved, 1/-



1957 RADIOGRAM CHASSIS THREE WAVEBANES FIVE VALVES S.W. 16m.-50 m. LATEST MULLARD M.W. 200 m.-550 m. ECH42, EF41, EBC41, L.W. 800 m.-2,000 m. EL41, EZ40 12 month Guarantee. A.C. 200/250 v. 4-way switch. Short-Medium-Long-Range. A.V.C. and Negative feedback. 4.2 watts. Chassis 13 1/2 in. x 5 1/2 in. x 2 1/2 in. Glass Dial 10 x 4 1/2 in. horizontal or vertical available. 2 Pilot Lamps. Four Knobs, Walnut or Ivory, aligned and calibrated. Chassis isolated from mains.

BRAND NEW £10.10 Carr. 4/6.

TERMS: Deposit 25/5/- and 6 monthly payments of 21. MATCHED SPEAKERS FOR ABOVE CHASSIS: 8in., 17/6; 10in., 25/-; 12in., 30/-.

RECOMMENDED FOR ABOVE CHASSIS

★ COLLARO ★ HIGH FIDELITY AUTOCHANGER 1957 MODEL RC456 For 7", 10", 12" Records 16, 33, 45, 78 r.p.m. 4-SPEEDS - 10 RECORDS WITH STUDIO "O" PICK-UP

BRAND NEW IN MAKER'S BOXES OUR PRICE £9.15.0 Post free. TERMS: Deposit 25/5/- and 6 monthly payments of 21. SUITABLE PLAYER CABINETS 49/6 AMPLIFIER PLAYER CABINETS 63/-

B.S.R. MONARCH 4-SPEED AUTOMATIC RECORD CHANGERS 1957 MODELS Brand new and fully guaranteed 12 months.

NOT JOB LINE REJECT STOCK

Designed to play 16, 33, 45, 78 r.p.m. Records 7in., 10in., 12in. Lightweight Xtal pick-up, turnover head, two separate sapphire styli, for Standard and L.F. Each plays 2,000 records. Voltage 200/250 A.C. OUR PRICE £8.15.0 each. Post free.

TERMS: Deposit 25 and 5 monthly payments of 21. Space required 14in. x 12 1/2 in. 5in. above and 3in. below. SUITABLE PLAYER CABINETS 49/6 AMPLIFIER PLAYER CABINETS 63/-

GARRARD. 4-speed Single Record Player with GC2 Hi Fi Xtal Turnover Head for 78 r.p.m. and L.F. Space required 14in. x 12 1/2 in. 2 1/2 in. above, 2 1/2 in. below. Model 4 SP-BARGAIN 25/- Post Free.

FAMOUS B.S.R. 4-speed Motor and Turntable with selecting switch for 16, 33, 45 and 78 r.p.m. records. 200/250V. A.C. 60 c.p.s. Also FUL-FI pick-up with Xtal turnover head, separate Sapphire styli for L.F. and standard records. SPECIAL OFFER, THE TWO 24/12/6, post 2/6. 14 x 12 1/2 in. Cut Out board 6/6.

AMPLIFIER PORTABLE RECORD PLAYER CABINET Size 17 1/2 x 13 1/2 x 7in. Motor Board 16 1/2 x 12 1/2 in. SPACE FOR ANY SINGLE RECORD PLAYER, TWIN SPEAKERS and AMPLIFIER etc. BARGAIN PRICE 45/-

CHAMPION (VHF) FM TUNER 88 to 96 Mc/s. 5 MULLARD VALVES and SUPERHET TUNING HEART

Maroon and cream receiver styled cabinet 6" x 12" x 6". Features: This is a self-powered 200-250V a.c. VHF (F.M.) Adaptor with operating and service data, and a screened lead for connection to pick-up sockets of any radio, radiogram or amplifier.

Brand new with 12 months guarantee. List price 16 gs. Our price 10 gs., carr 4/6.

TELETRON BAND III CONVERTER

For London, Midland and Northern I.T.A. suitable all T.V. makes, T.R.F. or Superhet. Coils, valves, components, chassis, wiring plans. COMPLETE KIT for mains operation 200-250 v. A.C. £3 10/- As ABOVE less POWER PACK. Requires 200 v. 2 mA. H.T., 6.3 v., 6 a. L.T. £2/5/- Ma.k II cascade £1 extra each Kit.

Volume Controls 80 ohm Cable Coaxial

Midset size Long spindles. Guaranteed 1 year. All values 10,000 ohms to 2 Meg. No. Sw. S.P.S.W. D.P.S.W. 4/9 4/9 Linear or Log Tracks FRINGE QUALITY AIRSPACED 1/8 yd. COAXIAL PLUGS 1/- DOUBLE SOCKET 1/3 SOCKETS 1/- OUTLET BOXES 4/6 BALANCED TWIN FEEDER per yd. 6d. 800 or 3000. TWIN SCREENED BALANCED FEEDER 1/4 yd. 80 ohms. TRIMMERS. Ceramic, 30, 50, 70 pf., 9d. 100 pf., 150 pf., 1/3. 250 pf., 1/6. 600 pf., 150 pf., 1/8. Phillips, 1/- ea.

ALUMINIUM CHASSIS. 18 s.w.g. Plan, drilled with 4 sides, riveted corners and lattice fixing holes, with 2 1/2 in. sides. 7 x 4 in., 4/6; 9 x 6 in., 5/9; 11 x 7 in., 6/9; 13 x 9 in., 8/6; 14 x 11 in., 10/6; 15 x 14 in., 12/6; and 18 x 18 x 3 in., 16/6.

BLACK CRACKLE PAINT. Air drying, 3/- tin. P.V.C. COHN WIRE, 10 colours, single or stranded, 2d. yd. 5in. RADIO SCREWDRIVER, 6d. each. NEON MAINS TESTER SCREWDRIVERS, 5/- MULTIGORE SOLDER 60/40, 18 s.w.g., 3d.; 18 s.w.g., 4d. yd.

12/6 PURETONE RECORDING TAPE

1,200 ft. on standard fitting 7" metal reels. Spare Reels 5" metal, 1/6, 7" metal 2/3 FERROVOICE 1,200ft. Plastic Tape 25/- on plastic reels.

SENTERCEL RECTIFIERS. E.H.T. TYPE PLY-BACK. VOLTAGES. K3/25 2 kV., 5/-; K3/40 3.2 kV., 7/-; K3/45 3.6 kV., 7/8; K3/50 4 kV., 8/-; K3/100 8 kV., 14/6. 50 c.p.s. Voltage 30% of above. NEON TYPE. RM1, 125 v. 6 mA. 5/-; RM2, 100 mA., 6/-; RM3, 120 mA., 8/-; RM4, 250 v. 275 mA. 16/- MINIATURE CONTACT COOLED RECTIFIERS. 250 v. 50 mA., 8/6; 250 v. 85 mA., 9/6. COILS. Weatrite "P" type, 3/- each. Osmor Midset "P" type, ad. dest. core, from 4/- each. All ranges. TELETRON. L. & M. Mod. T.R.F., with reaction, 3/6. FERRITE ROD AERIALS. M.W. 8/9; M. & L., 12/6. T.R.F. COILS A/H/F. 7/- pair. H.F. CHOKES, 2/6.

JASON P.M. TUNER COIL SET, 26/- H.F. coil, aerial coil, Oscillator coil, two I.F. Transformers 10.7 Mc/s., Detector transformer and heater choke. Circuit and component book using four 6AM6, 2/- J.B. Chassis and Dial, 19/6. Complete Kit, £5/12/6. With Jason superior calibrated dial, £6/15/-.

CONDENSERS. New stock. .001 mid. 7 kV. T.C.C., 5/6. Ditto 20 kV., 9/6; 100 pf. to 500 pf. Micas, 6/6; Tubular 500 v. .001 to .01 mid., 9d.; .05, 1.1, 1.5, 2.5, 1/8; 5, 1/9; 1/350 v. .3d.; 0.1 mid., 2,000 v., 3/6; 0.01 mid., 2,000 v. 1/9 CERAMIC COND. 500 v., 3 pf. to .01 microfarad. SILVER MICA CONDENSERS. 10% 5 pf. to 500 pf., 1/-; 600 pf. to 3,000 pf., 1/3. CLOSE TOLERANCE (+/- 1 pf.) 1.5 pf. to 47 pf., 1/6d. DITTO 1/50 pf. to 815 pf. at 1,000 pf. to 5,000 pf., 2/-.

NEW ELECTROLYTICS. FAMOUS MAKES.

TUBULAR	TUBULAR	CAN TYPES	5P
1/350 v. 2/3	100/25 v. 3/6	8+16/50 v. 3/6	8+16/50 v. 3/6
2/450 v. 2/3	8+8/500 v. 4/6	16+16/500 v. 8/6	16+16/500 v. 8/6
4/450 v. 2/3	16+16/500 v. 6/6	6,000 mid. 6 v. 6/6	32+32/350 v. 4/6
8/450 v. 2/3	CAN TYPES	32+32/350 v. 4/6	32+32/450 v. 7/6
8,500 v. 2/6	Clips	3d.	64+120/275 v. 6/6
16/450 v. 3/6	16/450 v. 3/6	3/6	64+120/275 v. 6/6
16,500 v. 4/-	32/350 v. 4/6	4/6	60+100/350 v. 11/6
32/450 v. 5/6	64/350 v. 5/6	5/6	100+200/275 v. 5/6
25/25 v. 1/9	100/275 v. 5/6	5/6	1,000+1,000/6 v. 12/6
50/25 v. 1/9	50+50/350 v. 3/6	1,000+1,000/6 v. 12/6	
50/50 v. 1/9	500/12 v. 3/6		6/6

FULL WAVE BRIDGE SELENIUM RECTIFIERS. 2.6 or 12 v. 11amp., 8/9; 2.6 or 12 v. 13; 4.4 or 17v. CHARGER TRANSFORMERS. Tapped input 200/250 v. for charging at 2.6 or 12 v. 1.1 a., 15/6; 2 a., 17/6; 4 a., 22/6.

All Boxed	VALVES	New & Guaranteed		
185	8/6	EAB80 8/6	E281 11/6	
185	8/6	EB91 8/6	E148 1/6	
174	8/6	EBC3 8/6	HAB80 12/6	
384	8/6	EB87 8/6	HVR24 7/6	
374	8/6	EB87 8/6	MT4 10/6	
374	8/6	EB87 7/6	ECC34 12/6	
573	8/6	EB6GT 8/6	PCF84 12/6	
574	10/6	EX4 7/6	PCF82 10/6	
6AM6	8/6	EX3 7/6	PCF82 10/6	
6B8	5/6	787 8/6	PCF82 10/6	
6BE6	7/6	12A6 6/6	ECC12 12/6	
6BH5 10/6	12AH5 10/6	EF39 7/6	PL82 10/6	
6BW8 8/6	12AT7 10/6	EF41 10/6	PY80 10/6	
6BW7 8/6	12AU7 10/6	EF50 5/6	PY81 10/6	
6CH6 10/6	12AX7 10/6	Equip.	EF82 10/6	
6GD4	7/6	12BE6 10/6	EF82 10/6	
6E6	7/6	12BH7 10/6	EF81 6/6	
6E6	7/6	12BH7 10/6	Sylv.	UBC4 8/6
6E6	3/6	12K7 8/6	EP80 10/6	UBC42 8/6
6J5	8/6	12Q7 8/6	EP92 5/6	UF41 8/6
6J6	7/6	3524 10/6	EL32 5/6	UL41 8/6
6J7	8/6	80 8/6	EL4 10/6	UT41 8/6
6K6	1/6	954 1/6	EV1 11/6	U22 10/6
6K7	5/6	EA50 1/6	EZ40 10/6	X79 10/6

A MERRY CHRISTMAS TO ALL READERS OF "WIRELESS WORLD." PLEASE POST CHRISTMAS ORDERS BY TUESDAY, 17th DECEMBER.

337 WHITEHORSE RD., WEST CROYDON

PLEASE NOTE, SHOP CLOSED 25, 26 and 27th DECEMBER OPEN ALL DAY (Wed. 1 p.m.) CATALOGUE 6d

TEL. THO 1665. Buses 133 or 68 pass door. S.R. Stn. Selhurst. 48-hour postal Service. P. & P. 1/-, £2 orders post free (Export extra). C.O.D. Service 1/6.

MULLARD "3-3" QUALITY AMPLIFIER



An ideal companion unit to the JASON Tuner. A really first-class 3-valve 8-watt Amplifier giving Hi-Fi quality at a reasonable cost. Mullard's latest circuit. Valve line up: EF86, EL84, EZ80. H/duy mains transformer giving extra HT and LT for Tuner Unit addition.

Variable treble cut and bass boost controls—sensitivity 100 MV for 8-watt output. Frequency response + or - 1db, 40 c/s to 25 kc/s.

Complete amplifier wired and tested with quality sectionalised output transformer to Mullard specification (less speaker) **£8.8.0** Carr. and ins. 4/6.

Wired Power C/Pnt Socket Additional Smoothing 10/6 extra.

JASON F.M. TUNER UNIT 87-105 mc/s

F.M. TUNER-UNIT (87 mc/s-105 mc/s) by Jason. As described in Radio Constructor. Designer Approved Kit of parts to build this modern highly successful unit. Drilled chassis and superior type dial as illustrated, coils, cans and all quality components, etc., for only 5 gns., post free. Set of 4 spec. EF91 or equiv. valves 30/- post free. Illustrated handbook with full details, 2/-, post free. Free with KIT. 48-hr. Alignment Service, 7/6 and 2/- p.&p.



ELECTROLYTICS ALL TYPES NEW STOCK

TUBULAR	CAN TYPES
25/25v., 50/12v. 1/9	8+8/450 v. . . . 4/6
100/50 v. 4/500 v. 2/-	8+10/450 v. . . . 5/-
50/250 v. . . . 1/9	8+10/500 v. . . . 5/6
8/450 v. . . . 2/3	18+18/500 v. . . . 6/9
8/500 v. . . . 2/9	16+16+8/350 v. 5/6
8+8/500 v. . . . 4/6	32+32/250 v. 5/6
8+16/450 v. . . . 5/-	32+32/275 v. 4/6
16/450 v. . . . 3/6	50+50/350 v. 6/6
16+16/450 v. 5/6	60/350 v. . . . 6/6
32/350 v. . . . 4/-	60+250/275 v. 12/6
32/500 v. . . . 5/-	64+130/275 v. 11/6
32+32/350 v. 5/6	100+200/275 v. 12/6
32+32/450 v. 6/6	100/270 v. . . . 6/6

MIDGET TRANSISTOR TYPES. 2µF, 4µF, 8µF, 6V, 3/6; 6µF, 10µF, 10µF, 3V, 3/6; 2µF 1 1/2, 3/6.

CONDENSERS.—Mica, Silver Mica. All pref. values, 3 pf. to 1,000 pf. 6d. each. Ditto ceramic 6d. each. Tubulars, 450 v. Hunts and T.C.C. .001 mfd.-0.1 and 1/350 v. 9d. each. .02-1/500 v. 1/- each. .25 Hunts, 1/6. .5 Hunts, 1/9. .001 mfd. 6kv. 5/6. .001 mfd. 20kv. 9/6.

CLOSE TOLERANCE CONDENSERS 8/Mica. 10% Type, 5 pf.—500 pf., each 1/-; 600 pf.—5,000 pf., each 1/3. 1% Type 1.5 pf.—50 pf. (Tot. 1 pf.), 1/9; 50 pf.—500 pf., each 1/9; 575 pf.—5,000 pf., each 2/-.

RESISTORS.—Pref. val. 10 ohms 10M ohms.

CARBON	WIRE-WOUND
20% Type, 1 w., 3d.	5 w. } 25 ohms—1/3
1/2 w., 5d.; 1 w., 6d.	10 w. } 10,000 1/8
2 w., 9d.	15 w. } ohms—2/-
10% Type, 1 w., 9d.	5 w. } 15,000—1/8
5% Type, 1 w., 1/-	10 w. } ohms 2/3
1% Hi-Stab, 1 w., 2/-	

WIRE-WOUND POTS

Pre-Set Min. T.V. Type Knurled Slotted Knob. All values 25 ohms to 30 K., 3/- ca. 50 K., 4/-, Ditto, Carbon Track 50 K., to 2 Meg., 3/-.

SCOTCH BOY, EMITAPE, etc., 1,200ft. 27/-, Long playing, 1,800ft. Reels only, 3in., 3/-, 6in., 3/8, 7in., 4/3.

SENTERCEL RECTIFIERS. E.H.T. Type, Fly-Back Voltages. K3/25 2 kv. 5/-; K3/40 3.2 kv. 6/9; K3/45 3.6 kv. 7/3; K3/50 4 kv. 7/9; K3/100 8 kv. 12/6, etc. MAIN TYPES.—RM1 125 v. 60 mA., 4/8; RM2 125 v. 100 mA 5/6; RM3 125 v. 120 mA., 7/6; RM4 250 v. 250 mA. 16/-; RM4B type 270 mA., 17/6. RM5 250 v. 300 mA., 21/-.

SPEAKER FRET.—Expanded Bronze anodised metal 8 x 8in., 2/3; 12 x 8in., 3/-; 12 x 12in., 4/6; 12 x 16in., 6/-; 24 x 12in., 9/-, etc. Any preferred size cut.

TYGON FRET (Murphy pattern) 12in. x 12in., 2/-; 12 x 18in., 3/-; 12 x 24in., 4/-, etc.

NEW BOXED	VALVES	GUARANTEED
1R5,1T4 7/6	EABC80 9/6	EZ80 8/6
1R5,1R4 7/6	EB81 6/6	MU14 9/6
3R4, 3V4 8/-	EDC41 9/6	PCB4 10/6
3Z4 9/6	ECC83 10/6	PCF50 10/6
6AT6 8/6	ECC84 12/6	PCF82 10/6
6K7 6/6	ECP80 12/6	PCL83 12/6
6K8 8/6	ECP82 12/6	PL82 10/-
6X4 7/6	ECH42 10/6	PL83 11/6
6X5 7/6	ECH81 10/6	PY80 8/6
7C5 9/-	ECL80 10/6	PY81 8/6
7Y4 8/6	EF41 10/6	PY82 8/6
DAF96 9/-	EF40 10/6	PY83 10/6
DK96 9/-	EF86 12/6	U22 8/6
DL96 9/-	EM85 11/3	URC41 9/6
35L6 10/6	EL41 10/6	UCH42 10/6
	EL84 11/6	UF41 10/-
	EY51 10/6	UI41 10/6
	EZ40 8/6	UY41 8/6

SPECIAL PRICE PER SET
1R5, 1T4, 1R5, 1R4, or 3R4, or 3V4 27/6
DK96, DL96, DAF96, DLF96, 11/6
6K8, 6K7, 6Q7, 6V6, 5Z4 or 6X5 35/6

TRANSISTORS. Mfrs. surplus PNP Junction type. Audio Type, 800 kc/s 250 mV. 9/6; R.F. and L.O. Mixer Type, 2.5 Mc/s. 19/6. All tested and guaranteed.

Vol. Controls 80 ohm COAX CABLE
Log. ratios, 10,000 ohms—2 Megohms. 10m spindles, 1 yr. guarantee. Midget Edison type. No. Sw. 3/-; S.P. Sw. 4/- D.P. Sw. 4/9. Linear Ratio, 10,000 ohms—2 Megohms. Less switch, 3/- each. Coax plugs 1/2. Coax sockets, 1/2. Couplers 1/3. Outlet boxes, 4/6.

TRIMMERS, Ceramic, 4 pf.—70 pf., 9d. 100 pf., 150 pf., 1/3; 250 pf., 1/8; 600 pf., 1/9. PHILIPS Beehive Type—2 to 8 pf. or 3 to 30 pf., 1/- each.

LOUDSPEAKER.—PM. 3 ohm, 2 1/2 in. Elec. 17/8; 3 in. Goodmans 18/6; 5 in. Rola 18/6; 6 in. Elec. 18/6; 7 x 4 in. Goodmans Elliptical 18/6; 8 in. Rola 20/-; 10 in. R. and A., 25/-; 10 in. WB-HP1012, 99/9; 12 in. Plessey 15 ohm with 6 x 4 in. Tweeter and Cross Over Filter 97/6.

RADIO TRADERS LTD.

23 WARDOUR ST., LONDON. W.1. (Coventry Street end)

Phone No. GERrard 3977/8

Grams: "Radiotrade"

SPECIAL OFFER OF CURRENT MANUFACTURE ELECTROLYTIC CONDENSERS

8 mfd. 450 v. 2/6 each; 16 mfd. 450 v. 3/-; 32 mfd. 450 v. 4/-; 8 x 8 mfd. 450 v. 3/9; 8 x 16 mfd. 450 v. 4/-; 16 x 16 mfd. 450 v. 4/6; 32 x 32 mfd. 350 v. 5/-; Bias Condensers: 25 mfd. 25 v. 1/6; 50 mfd. 50 v. 1/9. Please note we can offer special discounts for quantities.

W.W. RESISTORS. 5 watt 1/6; 10 watt 2/6; 15 watt 3/-; 20 watt 3/6. We carry stocks of resistors from 2 watt to 150 watt W.W. Your enquiries invited.

HIGH STABILITY RESISTORS. 1/4 watt 5% 6d.; 1/2 watt 5% 9d.; 1 watt 5% 1/-. A few values in 1% and 2% still available. ALL ORDERS FOR RESISTORS C.O.D. PLEASE, AS WE CANNOT GUARANTEE TO STOCK ALL VALUES.

CRYSTAL DIODES. Westinghouse WG5B 1/6 each, B.T.H. 1/3 each. Special price for large quantities.

SEMI-MIDGET 2-GANG. .0005 Condenser, size 2 3/8 x 2 x 1 1/2 in. 6/9 each. AM/FM GANG CONDENSER. Double 500 pf, double 27 pf size 3 1/2 x 1 1/2 in., 9/6 each.

ELECTROLYTIC CONDENSERS. Manufacturers' Surplus, in perfect condition. 100 mfd. x 200 mfd. 350 v. surge 5/6 each; 100 mfd. x 100 mfd. 425 v. surge 5/6 each; 150 mfd. 450 v. wkg. 5/6 each.

BIAS CONDENSERS. 3,000 mfd. 6 v. 3/6 each; 2,500 mfd. 3 v. 3/6 each; 1,000 mfd. 12 v. 1/6; 25 mfd. 25 v. 1/3; 50 mfd. 12 v. 1/-.

TRANSISTORS: Junction type Red Spot by well-known manufacturers 10/- each.

TRANSISTOR CONDENSERS: Miniature Electrolytic Capacitors 32 mfd. 3 v., 25 mfd. 25 v., 25 mfd. 6 v., 16 mfd. 12 v., 8 mfd. 6 v., 5 mfd. 12 v., 2.5 mfd. 25 v., 1.6 mfd. 6 v., 1 mfd. 12 v. All these types of condensers are 3/6 each. SPECIAL DISCOUNTS FOR QUANTITIES.

AIR-SPACED TRIMMERS, 5, 10, 15, 20, 25, 50; and 75 of pre-set and spindle types 2/- each. doz. 21/-

PYE PLUGS AND SOCKETS 1/6 per pair, "T" pieced . . . each 1/9

GROMMETS, 1 grs. assorted grommets, 1/4 in. to 1 in. . . . gross 8/6

P ST OFFICE LAMP JACKS No. 10 1/- each doz. 9/-

Lamp Covers for same doz. 3/6

OUTPUT TRANSFORMERS. Multi-ratio 5/- each.

WESTECTORS. WX6, WX12, W4 1/- each doz. 9/-

SIGNAL LAMP HOLDERS. Panel mounting, complete with adjusting lampholder 2/- each doz. 21/-

BELLING-LEE PLUGS AND SOCKETS, 5 pin 1/9; 7 pin 2/-; 10 in. each 2/6

MANUFACTURERS PLEASE NOTE. We hold large stocks of Nitrogol, Visconal and other block-type Condensers, your enquiries are invited.

MIDGET MICA CONDENSERS. .0001, .0002, .0003, .0004, .0005 5/- per dozen.

200 Assorted Moulded Mica Condensers, popular value £2 10 0

200 Assorted Silver Mica Condensers, popular values £2 10 0

200 Assorted Carbon Resistors, 1/2, 1 and 1 watt. Good selection £1 10 0

PAXOLIN SHEET. 18 x 4 1/2 x 1/4 in. 1/6; 10 x 10 x 1/4 in. 1/6; 20 x 10 x 1/4 in. 3/-; 10 x 10 x 1/4 in. 2/-; 20 x 10 x 1/4 in. 4/-; Minimum P. & Pkg. 1/6.

BARGAIN OFFER OF BATTERIES

4 1/2 v. Heavy Duty Bell Battery. Size 6 1/2 x 4 1/2 x 2 1/2 in. 2/6

7 1/2 v. H.T. 1.5 v. L.P. Size 6 x 5 x 1 1/2 in. 2/6

150 v. H.T. Size 2 1/2 x 5 1/2 x 1 1/2 in. 5/6

67 1/2 v. Size 2 1/2 x 3 1/2 x 2 1/2 in. 6/6

60 v. H.T. 1.5 v. L.T. Size 3 1/2 x 3 1/2 x 1 1/2 in. 4/6

All batteries sealed and unused. All plus 1/6 post and pkg. Special re-union for quantities.

4-way Push Button Units 2/6 each. Knobs for same 3/- per doz.

WEARITE COILS. PA4, PO4, PA5, PO5, 1/3 each doz. 12/-

VALVE HOLDERS. Moulded B9A 7/6; B7G 6/-; Int. Oct. 9/-; Eng. Oct. doz. 4/6

VALVE HOLDER FITTED WITH LOWER CAN 1/6 per doz. extra. Screening cans for B7G and B9A doz. 6/-

Special offer Westinghouse Rectifier 14A1116 1/2 wave 300 m/a. 10/6 each.

POINTER KNOBS. Small black with white line, standard 1/4 in. spindle doz. 7/6

WANDER PLUGS. Red and black doz. 2/-

PHILIPS TRIMMER TOOLS 1/- each doz. 10/6

CASH WITH ORDER OR C.O.D. ALL ORDERS DEPT. W.1.

ALL ORDERS FOR LESS THAN £2 ADD POSTAGE

We invite your enquiries for items not listed

Trade Counter open 9 to 6 Monday to Friday

Also 9 to 1 Saturdays. Callers welcomed

WHOLESALE MANUFACTURERS AND EXPORT ENQUIRIES INVITED

TRS RADIO COMPONENT SPECIALISTS

70 BRIGSTOCK RD., THORNTON HEATH, SURREY

Phone: THOR 2188. Hours 9 a.m.—6 p.m., 1 p.m. Wed. Open all day Saturday. By THORNTON HEATH STATION.



TRANSFORMER & COIL/WINDING CAPACITY AVAILABLE FOR PROTOTYPES & SMALL RUNS.

Terms: C.W.O. or C.O.D. Kindly make cheques, P.O.s, etc., payable to T.R.S. Post and Packing up to 1lb 7d. 1lb. 1/1, 3lb 1/6, 5lb 2/-, 10lb 2/3. Bargain Lists 3d.

For
Immediate Disposal

- COLLARO RC54 3 Speed Auto-Mixer
Gram Units. 110v. A.C. only **£5**
- COLLARO RC456 4 Speed Auto-Mixer
Gram Units. Single and Manual 200/250v. A.C. **£7-10**
- 12" PLESSEY P.M. LOUDSPEAKER
3/5 ohm Speech Coil **20/-**
- WAVOX TYPE (INVISIBLE) RADIO AERIALS **2/- each**
- ELECTROSTATIC TWEETER SPEAKERS
Type S.T.H.B.7 with circuit sheet, etc. **5/- each**
- ENSIGN 620 (^{OUTDATED}_{TINS}) Fine Grain Panchromatic Film **1/- per roll**
- 9" MAZDA S.H. (^{RECEPTION}_{TESTED}) CATHODE RAY TUBES **£3 each**
- HI-FI A.C. MAINS 4 watt AMPLIFIER
(Record Players, etc.) LESS SPEAKER **70/-**
- HORNET CYCLE HOOTER (Famous Mfr.)
(Xmas Gift Box of 6—14'6) Complete with Battery **2/6 each**
- RADIO VALVES Types 12SL7, KTZ41, KT44, VU111,
HL2, SP61, all at **2/6 each**

Cash with all orders to U.K. only PLEASE ALLOW FOR POST & PACKING

MAZEL RADIO SERVICE STATION

122/138 LONDON RD., MANCHESTER, 1, LANCS, ENGLAND

TEL: ARDWICK 3505

STOP PRESS

We purchase Long Playing Gramophone Records. 16,
33 or 45 R.P.M. Any amounts. Best prices given.
We forward cash as soon as records are received.



**REFINEMENTS
WORTH MUCH
MORE THAN
52 Guineas Portable
38 Guineas Adaptape**

*Collaro Mark III deck
3-speed, twin track
New type power pack
Mullard valves throughout
3-digit rev. counter.*

Come and hear them or write for full facts and figures. Both well worth knowing all about.

SONOMAG LTD.

2 ST. MICHAEL'S RD., STOCKWELL, S.W.9. TEL: BRI 5441



UNIQUE OPPORTUNITY!

Light 80 metre Balloon-Borne Transmitter from former Armed Forces Surplus Stocks. In celluloid case with space for battery. Size 5 3/4 in. x 4 1/4 in. x 2 3/4 in., consisting of 1 valve MC 1, Coil, Trimmer, Ceramic Condensers, Resistance, Sockets and Connecting Wires etc., mounted on Pertinax plate and protected against humidity.

Completely unused, 6/- ea., as long as stocks last. Particularly suitable as Remote Controlled Transmitter for 27.12 Mc/s (also as Push-Pull TX). Circuit Diagram 1/-. Conversion Instructions 1/6. American Aerial Double-Armature Switch Relays for 12 + 24 V. with silver switch contacts mounted on ceramic plate, overhauled and tested, £1.

American Thermocouple 0.75A for H.F. current measurement with iron core for inductive coupling, together 8/9.

American Vacuum-Condensers 50 µF 5,000 V. 5 A., price 16/-. American Morse Keys, 3/8.

KRÜGER, Erzgiessereistr. 29, München (Germany)

TRANSISTOR TONE CONTROL PRE-AMPS

Sensitivity 20mV, Mic./Gram./Radio inputs. 12gns. De-luxe model, 1mV, sensitivity (straight from Tape head) NO HUM. 12volt. 15gns. Hi Fi Transistor 4 watt amplifiers now available. 12-14volt. 25gns. To order only. Hi Fi Tape Record/Playback Amplifiers for Collaro, Reflectograph and other Decks, 6 watts U/L. "Lodestar" model 25gns. 4 watts U/L. model 23gns. "Mitesamp" 2 1/2 watts U/L. 18gns.

Details

HARDING ELECTRONICS 120a, Mora Rd., Cricklewood London, N.W.2 Phone GLA. 1770

**High Sensitivity Miniature moving coil
LOUD SPEAKER**

as used in the Perdio Pocket Transistor Radio. Diameter 2 1/4". Depth 3/8". Impedance 3 ohms. Price, including tax, post and packing, 27/6. Cash with order. For this and other miniature components, apply—

SPECIALISED ELECTRICAL COMPONENTS,

9-11, Monmouth Street, London, W.C.2.

PRECISION SHEET METALWORK

We specialise in manufacturing of Chassis in all metals, large or small quantities to your own specifications

V. W. BEAMISH

Shardloes Garage, Shardloes Rd., New Cross, London, S.E.14.

Telephone : TIDeWay 4795

Solder with

LITE SOLDER
REGD. TRADE MARK

**SOLDERING INSTRUMENTS
FOR
GREATER
SOLDERING
EFFICIENCY**

- Light weight ● Rapid heating
- High efficiency ● Unbreakable handle ● Bit sizes 3/32in to 3/8in

(In Copper or our long lasting "PERMABIT" or "PERMATIP" types.) All voltage ranges 6/7 v to 230/250 v. 20 models available at prices from 19/6.

British and Foreign Patents. Registered designs. Suppliers to H.M. and Foreign Governments. Agents throughout the world. Write for Booklet No. S.P.5 from sole manufacturers.

LIGHT SOLDERING DEVELOPMENTS LTD.
106, GEORGE ST., CROYDON, SURREY
Tel. : CROYdon 8589

COPPER WIRE

ENAMELLED, TINNED, LITZ, COTTON AND SILK COVERED. RESISTANCE WIRES,

1 oz., 2 oz., and 4 oz. REELS.

All gauges available.

B.A. SCREWS, NUTS, WASHERS, soldering tags, eyelets and rivets.

EBONITE and BAKELITE PANELS,

TUFNOL ROD, PAXOLIN TYPE COIL FORMERS AND TUBES, ALL DIAMETERS

Latest Radio Publications

SEND STAMP FOR LIST TRADE SUPPLIED.

**G.E.C., B.T.H. &
WESTINGHOUSE
GERMANIUM CRYSTAL
DIODES**

1/- each. Postage 3d.

Diagrams and three Crystal Set Circuits Free with each diode.

A large purchase of these fully GUARANTEED diodes from the manufacturers enables us to make this attractive offer.

POST RADIO SUPPLIES
33, Bourne Gardens, London, E.4

build your own
TAPE RECORDER

with the
'ASPDEN'
tape deck kits

Two models, 5in. or 7in. spools, two speed, twin track, ferroxcube heads, finest motor, and complete assembly instructions.

Compact model 582 kit..... £8 5 0

Standard model 782 kit..... £9 5 0

Assembled and tested 30/- extra

And the
RECORD/REPLAY AMPLIFIER KIT,
2 1/2 watt, neon indicator, without valves
£5/18/-.

POWER PACK KIT for above, less valve
£2/18/6
Carr. extra.

Mr. E. D. S., of Notts, writes:—
"Can truly say that I have never had such good value for my money—performance—equal to many of the more expensive recorders."
This deck and amplifier is being used in the Antarctic by an expedition member.


Send stamp for full particulars to:—
W. S. ASPDEN
Stanley Works, back Clevedon Road,
Blackpool, Lancs.

PROOPS

BROS. LTD. —

The Walk-around Shop

**THE MOST SIGNIFICANT
RELEASE THIS YEAR—**



The TS184 A/AP
Real 70 cm Test
Gear, brand new
in carrying case
for only

£5.10.0

Incl. packing & carriage

Portable precision for mobile hams, amateur T.V. telechics, (with acknowledgements to Free Grid) and those Monitoring the latest U.H.F. allocations. Resonant Cavity Wavemeter, calibrated 400-430 Mc/s. Tuning stops adjustable to any 30 Mc/s band within 400-470 Mc/s coverage. Calibrated scale rack and pinion drive piston input attenuator—and alternative fixed coupling loop input provide facilities for use as signal generator. Plug-in "Telescopic Probe Antenna" 6J6 detector and monitor amplifier, 2-600 ohm 'phone jacks for modulated signals. Panel output terminals for metering 6J6 output current. Power required: 6V. at 300mA and 30V. at ½ mA.

Circuit diagram and instructions for adjusting tuning stops supplied. Details of suggested free oscillator to plug in front panel. Socket for signal generator operation (or built-in oscillator for those who prefer) and comprehensive circuit description available shortly; automatically sent to every purchaser

SIGNAL GENERATOR AND WAVEMETER

Type W.1649. Frequency of signal generator: 140 to 240 Mc/s. Accuracy ± 0.5 Mc/s. Frequency of Heterodyne Wavemeter: 155 to 255 Mc/s. Accuracy ± 0.2 Mc/s. Containing VR.135 and 4-VR.91 5 meg. crystal. Retractable aerial. Power requirements: 6.3 volts and 120 volts. Unit housed in copper lined wooden case. Size: 15½in. × 13in. × 14½in. In good used condition. £2/10/-, plus 10/- packing and carriage.

TRANSFORMERS

HEATER TRANSFORMERS

6.3 V., 1½ amps; brand new, 6/6, plus 1/- p.p.

SMALL MAINS TRANSFORMERS

Input 230 V. 50 cycles, output 250V. 40 mA., 6.3 V. 1.5 A. Size 3.9in. × 2.4in. × 2in. Ideal for TV converters. Price 12/6 each, plus 1/- p.p.

CHARGER TRANSFORMERS

For 6 or 12 V.; 230 volt 50 cycles input, 9 and 17 V. 3 amp. output. Price 15/6 each plus 1/- p.p.

MAINS CHANGING TRANSFORMER



(Admiralty Pattern) 230/100-110-130 V. Separate primary and secondary with earthed screen winding between. Totally enclosed in 7in. × 6in. × 8in. black steel case with detachable lid exposing terminal block and tapping link. Secondary very conservatively rated at 0.44 amps. (core size 3 sq. in.), tested to 2,000 V. Weight 19lb. Price £1 each, including packing and postage.

GEIGER COUNTERS

Radiation Monitors Utility Geiger Counter, now available from stock at £10, plus batteries. For full details, see page 71 of the "Wireless World" October issue.

CRYSTAL MICROPHONE INSERTS

Suitable for connection directly into pick-up sockets of Radio or Gramophone Amplifier. No transformer required. Very sensitive. Guaranteed. 4/6 each post paid.

PETROL ELECTRIC CHARGING SETS

12/18 volt at 6 amps. Ideal battery charging unit. Size 14½in. × 7½in. × 14½in. Weight 46 lb. Brand New with complete set of running spares and Canvas cover. Price £11/10/-, plus 10/- packing and carriage.

SILICON CRYSTALS

In.21a. 1/6 each, post paid.

RECTIFIERS

12 volt 1 amp. 6/- 12 volt 4 amp. 13/- Post paid.

ELECTRIC TIME SWITCH

Beautifully made clockwork mechanism automatically wound by 6 volt Solenoid. The time switch can be set for any period between 30 minutes and 44 days. This robust unit is housed in strong Bakelite case 4in. in diameter. Price 12/6 post paid.

DESYNN TYPE ANTENNA

or Beam position indication system

This comprises a transmitter unit and Indicator which will operate on 12 or 24 volts D.C. and will indicate with instantaneous and smooth pointer movement. The Transmitter is a specially designed potentiometer and will operate the receiver on a simple three-wire system and the receiver in this instance is calibrated in gallons but dial could be easily altered to indicate a 360 deg. sweep. Transmitter and receiver with full instructions. Price 12/6, plus 2/- p.p.

WALKIE TALKIE TRANSMITTER/RECEIVERS

Type 38. Frequency 7.4 to 9 Mc/s. Valved with 4-VP23's and 1-ATP.4. Brand New and complete with 2 pairs of earphones, 2 throat microphones, whip aerial, junction box and canvas satchel. Price 65/- plus 5/- postage and packing.


TRANSMITTER-RECEIVER

No. 19 Mark 2. Frequency coverage 2-8 Mc/s for R/T.MCW. C.W. Superhet Receiver 465 Kc/s I.F. B.F.O. etc. Receiver line up:— 6K7 R.F., 6K8 Mixer, 2-6K7 I.F.'s, 6B8 Det. Transmitter line up:— 6K8 Mixer, VFO EF50 buffer, EB.34 ADC, 807 P/A. This unit incorporates a TX/RX 229 to 241 Mc/s with a local range of 1 mile. Valve line up:— CV.6, 2-6K7's and 6V6. Also intercom. set 2 valve AF amplifier 6K7 and 6V6. As New condition and of American manufacture. Fully Valved. £3/5/-, plus 10/- packing and carriage.

RECEIVER UNIT

Ex 1143A

Suitable for conversion to 2 metres or F.M. Wrotham transmissions. Valve line-up: (4) EF50. (1) EL32. (2) EF39. (1) EBC33. (1) EA50. Supplied with circuit diagrams. Fully valved. 25/- each, plus 3/- p.p.



All these fine offers are on display at

DEPT.
'W'

PROOPS BROS. Ltd.

Shop & Head Office: 52 TOTTENHAM COURT ROAD, LONDON, W.1. Telephone: LANgham 0141

Shop hours 9 a.m. to 6 p.m.—Thurs.: 9 a.m. to 1 p.m.

OPEN ALL DAY SATURDAY.

Mail Order Enquiries: Telephone: EUSton 8812

Carriage prices quoted apply only to England and Wales.

**FOR PROMPT DELIVERY
WAFER SWITCH
ASSEMBLIES, CUSTOM BUILT**

Banks	PAXOLIN	CERAMIC
1	s. d. 7 4	s. d. 11 10
2	10 9	23 1
3	14 2	34 8
4	17 0	47 5
5	19 9	58 11
6	22 1	71 6
7	24 2	—
8	28 4	—

When A.B. 11 and 12 way Wafers are required, please add 1/- per bank to above prices. SPECIALS at time and material plus 50%.

● N.S.F. TYPE "G" SWITCHES.

1 Bank	£1 5 2	Control Plate
2 Banks	£1 14 7	etc., each
3 Banks	£2 4 1	15/-
4 Banks	£2 13 6	Wafers, each
5 Banks	£3 3 0	9/-
6 Banks	£3 12 5	

Quotations gladly given for small as well as large quantities, also for special assemblies.

TELE-RADIO (1943) LTD.
189, EDGWARE ROAD, LONDON, W.2.
Paddington 4455/6.

**SHERWOOD -
INSTRUMENTS
LIMITED**


**FOR GUARANTEED WORKMANSHIP
WITH PERSONAL SERVICE**

- CAPSTAN WORK 10BA TO 1 3/4 in.
- SHEETMETAL FABRICATIONS
- ELECTRONIC METALWORK
- PRESSWORK — ASSEMBLIES
- PRODUCTION MACHINING
- DRILLING — TAPPING — MILLING
- WELDING — SILVER SOLDERING

A.I.D. APPROVED

ROSEMONT ROAD, LONDON N.W.3
HAMPSTEAD 6655.

**S.T.S.
TRANSFORMERS**



Fully Shrouded Up-right Mounting. Mains Trans. for Mullard 510 Amplifier, 300-0-300 v. 100 mA., 6.3 v. 2 a. ct., 6.3 v. 1 a. 27/- Mains Trans. for 510 Amp. and Tuner 300-0-300 v. 120 mA. 6.3 v. 2.5 a. ct., 6.3 v. 2.5 a., 6.3 v. 1 a. 32/-

Primaries for above 200-230-250 v. 50 c/s. Output Transformer, Ultra-Linear, 8,000 ohms. with 43% tappings, for Mullard 510 Amp. 30/-.

All carefully made to conform to specifications. Postage 2/- extra on all items.

SOUTHERN TECHNICAL SUPPLIES
13 NORTH STREET, PORTSLADE, SUSSEX
Tel.: HOVE 47223

JAMES H. MARTIN & CO.,
CADENZA dual Impedance Microphone & table stand £10/10/-, TRIX T43 Amplifier £19/19/-, APEX band III Converter £5/15/-, TSL LORENZ Concert Soundcorner, £13/16/3, Richard Allen "Golden unit" speaker 10in. diam. £7/5/6. AM/FM Radiogram chassis from £24. Stamp (only) for Lists. James H. Martin & Co., Finsthwaite, Newby Bridge, Ulverston, Lancashire.


**TELEPRINTERS &
SPARE PARTS**

Terminal & V.F. Telegraph multi-channel Units, Telephone Carriers & repeaters, testing equipment, Signalling rectifiers 26B, 43A, RA87, etc. Relays, Transformers, Filters, repeating and retardation Coils. British, American and German Equipment.

WM. BATEY & CO.,
The Poplars, Cowper Road,
Boxmoor, HERTS.

Telephone No.: Boxmoor 3783. Cables RAHNO, Hemel Hemstead.

**PULLIN
SERIES 100
HIGH RESISTANCE
TEST METER**



AC/DC 10,000 ohms/volt
21 RANGES
100 microamps to 1000 v.
Complete in die-cast case with test leads, clips & probes

CASH PRICE FULLY GUARANTEED
£12-7-6 or Deposit **£2-10-0** & nine further monthly payments of £1-4-6.

Illustrated brochure free on request.

FRITH RADIOCRAFT LTD
69-71 CHURCH GATE LEICESTER
& 28 HIGH ST NEWPORT PAGNELL Bucks

M. & J. PEARSON
Radio, Television & Radar Equipment
**OFFER THE FOLLOWING
AMAZING BARGAINS**

- 1.—R.1155 Receivers, "B" model, in nice condition. Tested before dispatch. A few left. £5/19/6 each.
- 2.—Marconi Test Sets. Type 87. A.C. mains 50~. 150-300 Mc/s. 27 x 10 1/2 x 10 1/2 in. Complete with mains lead, co-ax. cables and instruction book. Brand new. Only £3/10/-.
- 3.—Pre-fab. Control Units. 20 x 11 x 3 1/2 in., containing main switch, cooker, heater, kettle and light switch. 5 amp. 3-pin socket. 6 fuses and 2 holders. All new. Only 20/- each.
- 4.—Red Spot Transistors with circuit, 5/6 ea.
- 5.—Osram 42, 1 1/2 in. Cathode-ray Tubes. As used in Mini-scope, G.E.C. New, in cartons. 12/6 each.
- 6.—Mirror Galvanometers, Mark II*. 45 seconds. By Cambridge Instruments Co. Sensitivity 2,400 M.P.S. New, in teak cases, 13 1/2 x 6 1/2 x 6 1/2 in. £4/0/0 each.
- 7.—Tri-pods, 4ft 3in. high. Built of 1 1/2 x 1 1/2 in. ash with 6in. dia. brass top 1/2 in. coupling. Brand new 25/- each.
- 8.—R1155A. Slow Motion Tuning Knobs. Easily fitted to "A" models. Only 5/- each.
- 9.—Transmitters. Type T1154. "M" model. Coverage 16.7-8.7 Mc/s, 8.7-4.5, 4.5-2.5 Mc/s., 500-200 Kc/s. In nice condition 35/- each.
- 10.—12 volt D.C. Motors. Ref. No. 14A/535. App. Dim. 4 1/2 x 3 1/2 in., on bedplate. Brand new, only 10/- each.
- 11.—Battery Amplifiers. No. A1553. 2 valves. New 10/- each.
- 12.—Hand Microphones. Carbon, as used with 18 Sets. New, with cable and plug 5/- each.

All prices include Post and Packing. Scotland and England.

**263 GALLOW GATE
GLASGOW, G4**
Telephone: BELL 0729.

**RESISTANCE WIRES
EUREKA - CONSTANTAN
MOST GAUGES AVAILABLE
NICKEL-CHROME - MANGANIN
POST RADIO SUPPLIES**

33 Bourne Gardens, London, E.4
Phones: CL150/d 4688/2021

METERS

**WE CAN SUPPLY
WITHIN 7-14 DAYS**

a complete range of moving coil—moving iron—electrostatic—thermo-couple—also multirange meters—meggers—pyrometers and laboratory test instruments, etc.

REPAIRS

Delivery 7-14 days

Our skilled craftsmen carry out repairs or convert any types and makes of single and multirange meters.

Where desired, repairs are accepted on contract.

THE V.Z. ELECTRICAL SERVICE
4, LISLE STREET, LONDON W.C.2
Telephone: GERrard 4861

GALPINS

As announced last month we have taken over the Transformer Section of this business. For years we have wound all Galpins trans formers and can promise you the same efficiency and quality as in the past.

JEFFERY TRANSFORMER CO.
199 Edward Street, New Cross, London, S.E.14
TIDeway 4458

**A SPENCER-WEST
BAND III CONVERTOR
FOR £6 . 5 . 0**



The Type 80 with printed circuits, panel controls for Band switch and fine tuning and a performance which ensures enthusiastic satisfaction. Handsomely designed and finished to stand on your receiver with its self-contained power supply it just plugs straight in.

Full descriptive leaflet on request. Available from all good dealers or post free direct from the manufacturers if any difficulty.

SPENCER-WEST LTD.
QUAY WORKS, GREAT YARMOUTH
NORFOLK

'Phones: Works 4794; Sales 3009
'Grams: Spencer-West, Gt. Yarmouth

TEST METERS

THE NEW AVO "MULTI MINOR" will test 1000 v. A.C. or D.C. Sensitivity 10,000 M/V D.C. or 1000 M/V A.C. This 19 range all-purpose pocket size tester (is for ohms, volts and milli-amps.) Complete with instructions, test leads, etc. **£9/10/-**, p.p. **AVO VALVE TESTER.** Complete with Rotary Panel in good order, **£7/19/6**, carr. 7/6

WAVEMETER TYPE V 1310 (Marconi Ex-Govt.) coverage 155-230 Mc/s continuous Complete with chart and test prods. As new for 200-250 v. A.C. mains operation, **£4/15/-**, carr. 10/-

METERS. 0-1 m/a 2in circular F/M 17/6 each, ditto 2 1/2in. 25/- each. 0-50 microamps, D.C. m.c., projecting 2 1/2in. round, 49/6 each. 0-10 mA. A.C. m.c., rectifier, flush 3 1/2in. round, 49/6 each. 0-300 v. A.C. 2 1/2in. flush mounting, 25/- each; 0-200 v. A.C. 3 1/2in. flush mounting, 25/- each; 0-300 v. A.C. 3 1/2in. flush mounting, 25/- each.

S. METERS. 2in. circular calibrated in decibels 5 mA. FSD, 25/- each. All brand new and boxed, P. & P. 1/- each.

WAVEMETER CLASS D. Freq. range 1,900 kc/s. to 8,000 kc/s. (158-37.5 metres) in two ranges. Supply 6 v. D.C. input. New with instruction manual, spare vibrator and frequency changer. Complete in maker's transit case. **£5/19/6**. Carr. 5/-

TEST METER. Model 420 S.P. (by Radio City Products, U.S.A.). 3in. sq. meter in polished wood carrying case, covering a wide range of volts at a sensitivity of 1,000 ohms per volt for both A.C. and D.C. tests. In addition to this, the instrument will measure resistances up to 1 meg, and D.C. current up to 1 amp. Complete with full instruction data and test prods. Tested before despatched, **£5/19/6**, only carr. etc. 7/6

VALVE TESTER (by Radio City Products, U.S.A.), model 314, Brand new, unused with instruction manual. 110-220 v. A.C. 50 c/s Will test most American valves from 1.1 v. to 200 v., £10, carr. 5/-

MARCONI CRYSTAL CALIBRATOR. Frequency coverage 170-250 Mc/s. Directly calibrated, accuracy .001%. Operation 200/250 volts A.C. Supplied complete with 5 Mc/s crystal and spare set of 5 valves, in original transit case, brand new with instructions. **£4/15/6** each, carr. 10/-

EVERSHED & VIGNOLES WEE MEGGER. 250v. New and unused. Only **£10/10/0**. P. & P. 3/-

EVERSHED & VIGNOLES MEGGER CIRCUIT TESTER (Low reading ohm meter). The perfect meter for continuity and polarity testing. Complete with test leads and ready to use. Brand new. Only **£4/17/6**. P. & P. 3/-

AVO TEST BRIDGE. A.C. mains operated from 200-250v. Will test Resistance from 5 ohms to 50 megohms and Capacity from .00001 to 50 mfd's. A most useful instrument for everyday uses. Our price **ONLY £7/19/6**. P. & P. 3/6.

SWINGING CHOKE 8/40 henrys—3/03 m/a. 110 ohms D.C. resistance. 15/-, post 3/6

BENDIX DYNAMOTORS. 28 v. D.C. input, 230 v. D.C. output at 100 mA. New and boxed. 19/6. P.P. 2/6.

18/24v. 10-AMP. BATTERY CHARGERS, for 200-250 v. 50 cycles input, metered, switched and fused. As new, **£12/10/-**, carr. 20/-

AC-DC RECTIFIER POWER SUPPLY UNIT, 230 v. A.C. 50 cycles input 100 v. D.C. output max. 10 amps. **£12/10/-**, carr. 20/- Ditto at 2 1/2 amp., **£4/10/-**, carr. 7/6.

MICROPHONE STANDS 3 sections of 1 1/2in. per section. Extends to 56in. Stands securely on 3 legs which fold together for carrying. A robust job, only 21/-, P.P. 2/6.

12v. D.C. ROTARY CONVERTERS. To 230 v. A.C. 50 cycles. 100 watts. Fully tested. **£6/9/6**, carr. 10/- Ditto 24v. D.C. **£4/12/6**, carr. 7/6

TRANSFORMERS

RCA OUTPUT TRANSFORMERS. 20 watts, for 5, 7.5, 15 and 500-600 ohms impedance. Primary for a pair of 6L6's in push-pull. (Connection details supplied.) This specially designed first quality output transformer is the best that money can buy! **OUR PRICE 27/6** each. P. & P. 2/-

L.T. TRANSFORMERS. Pri. 200-250 v. 50 cycles A.C., Sec. 17.5 v. at 35 amps., **£4/15/-**, carr. 10/-

TRANSFORMER (FERRANTI). Potted for 0-250v. 50 cycles tapped primary, sec. 1,250 v., 15 mA. Ideal for oscilloscopes, etc. Size 3 1/2 x 3 1/2 x 4 1/2in. **ONLY 35/-**. P. & P. 2/6.

TRANSFORMERS. 110-230 v. Pri. Sec. 26 v. tapped to 41 v. at 14 amps. New and boxed. **£3/10/-**, carr. 5/-

VARIABLE VOLTAGE REGULATOR TRANSFORMERS. Input 230 v. A.C. at 21 amps. Output 57.5 volts in 16 equal steps to 230 v. at 21 amps. Ex-Govt. in perfect condition, **£12/10/-**, carr. 15/-

CAR RADIO VIB. TRANSFORMERS. 6 v. Input 280 v. at 80 mA. H.T. (Ex-Philco). New in perfect condition, 12/6. P.P. 2/- Ditto 12 v., same price.

E.H.T. TRANSFORMER. 20 kV. at 140 m/a. 230 v. 50 cycles primary. New and unused. Ex-Govt. Built to the highest specification. **£22**, carr. 30/-

TRANSFORMER. 1,800-0-1,800 at 1 kVA, 230 v. 50 cycles, primary. Fully tropicalised. New and boxed. **£8/15/-**. Carr. 10/-

E.H.T. TRANSFORMER. 3,850 v. at 50 mA. with two additional 4 v. L.T. windings, for 230 v. 50 cycles primary. New and boxed. **£3/15/-**. Carr. 5/-

TRANSMITTERS & RECEIVERS

AIRCRAFT RADIO RECEIVER BY RCA (Model No. CRV 46151). Freq. 195 kc/s to 9,050 kc/s. (33-1,500 metres) continuous. For 28 v. D.C. input with built-in dynamotor. This 6 valve receiver with 2 R.F. stages and 2 I.F. stages with B.F.O. and C.V., £10, or complete with A.C. mains power-unit for loudspeaker or phones. Ready for use, **£15/10/-**. Carriage 10/-

R.109A RECEIVERS. Freq. range 2-12.0 megs. In good working order, **£4/7/6**, carr. 10/- A.C. mains 200/250 v. power packs available, **£4**, carr. 5/6

TRANSMITTER-RECEIVER No. 19. Mk. II complete with 15 valves. Frequency range A set 2-8 meg., B set 230-240 Mc/s, in good condition, **£3/19/6**, carr. 10/6

12V. ROTARY POWER UNIT for above, **£1**, carr. 5/- All Leads, Headsets, variometers, etc. available.


BENDIX RECEIVER M.N.26. Covers 150-1,500 kc/s on 3 bands. This 11-valve superhet is complete with dynamotor and in perfect condition, **65/-**, carr. 8/6

COMMAND TRANSMITTERS. 4 to 5.3 megs. Complete with valves and crystal. New and boxed, **35/-**. P. & P. 3/-

COMMAND RECEIVERS. B.C. 454, 3-6 Mc/s. Brand New, **39/6**. 455, 6-9 Mc/s, **39/6**. P. & P. 3/- each.

RECEIVER RI392 P 104. 15-valve superhet set, 95-150 Mc/s (2 to 3 metres) slow-motion tuning, normally crystal controlled or tunable over 95-150 Mc/s. Receiver front panels made to fit 19in. Rack Mounting. External Power supply required, good order, **£5/19/6**, carr. 15/-

20-WAY TELEPHONE PLUG AND INDICATOR BOARDS. Standard G.P.O. fitting. New and unused in sealed cartons. 15/- each, either type.



SPEAKERS

TANNOY LOUDHAILERS (EX-GOVT.) New and Boxed Impedance 7 1/2 ohms. Handling capacity 8 watts. Price **25/-**. Post 3/6. 2 sent for 50/- Carr. 5/-

BAKER SELHURST 12in. M.P. 15 ohms. 15 watts loudspeakers, 30-1,4000 c.p.s. Brand new, **£4/10/-**

RE-ENTRANT LOUD-HAILERS. Heavy duty 20 watts all-metal. 15 ohms. Diameter 18in., length 12in. (approx.). By Parmeko, **£6/10/-**, carr. 10/-

BAKER SELHURST "HI-FI MASTER" SPEAKER UNIT. 12in. 15 ohms, 12 watts. This speaker has been acclaimed by all in the high-quality speaker world as representing the finest value for money. Fundamental resonance approx. 35 c.p.s. Freq. range 20/16,000 c.p.s. Flux density approx. 14-15,000 lines per sq. cm. **OUR PRICE, £7/10/-**. Full descriptive literature available.

VITAVOX PRESSURE UNITS. Heavy duty P.M. 20 watt. Brand new, **£4/9/6**. Also ditto, second-hand, in good working order, 40/-, carr. 7/6.

ACCUMULATORS. Bakelite cased 2v. 100 ampere, 75 actual. Ex-Govt. New and unused. Complete with carrying handle. Ideal for coupling 6 or 12 v. storage batteries. Size 6 1/2in. x 6 1/2in. x 3 1/2in., 15/- each. Carr. 3/6 3 sent for 50/- or 6 for £5 carr. paid Ditto, 14 A.H. less handle 5/6, post 2/-

CATHODE RAY TUBES. VCR 139A 2 1/2in. 30/-; 3BP1, 3in., 30/-; 5FP7, 5in., 35/-; VCR97, 6in., 20/- All new and unused. P. & P. 3/- ea.

GRAMOPHONE PLAYER AND AMPLIFIER CABINET. Finished in blue rexine. Complete with hinges and handle which are unassembled. New and unused. Overall size 12 1/2in. x 19 1/2in. x 7 1/2in. **SPECIAL PRICE 32/6**. P. & P. 3/6.

50-WATT EX-GOVT. AMPLIFIER. Type III with 4-KT66/s in paralleled push-pull. Standard 200-250 v. A.C. input. Output impeded. 600 ohms line. High imp. gram. and mike input. Bass boost control fitted. Quality amplifier housed in strong metal case, ready for use. Terrific performance, **£28**, carriage paid.

SELENIUM METAL RECTIFIERS. F/B. 6 or 12 v. 1 amp. 7/6 24 v. 1 amp. ... 13/6 12 v. 2 amp. ... 10/- 24 v. 2 amp. ... 20/- 12 v. 2 1/2 amp. ... 15/- 24 v. 2 1/2 amp. ... 25/- 12 v. 4 amp. ... 16/6 24 v. 4 amp. ... 30/- 12 v. 6 amp. ... 23/6 24 v. 6 amp. ... 35/- 12 v. 10 amp. ... 40/- 24 v. 10 amp. ... 80/-

SPEEDY DELIVERY OF L.T. RECTIFIERS HALF WAVE F/B, SINGLE PHASE OR THREE PHASE TO ORDER, FULLY GUARANTEED

C.M.G. 25 PHOTO CELLS (OSRAM). Brand new. 15/- P.P. 1/-

B.C. 929ACRT INDICATOR UNIT. Containing 1-3PB1 3in. C.R.T., 3-6SN7s, 2-6H6s, 1-6CG, 1-6X5, 1-2X2; 8 valves in all. Ideal for 'scope conversion. New, in original sealed cartons. 70/- carr. 5/-

KLYSTRONS. 723/AB. 50/-, post paid.

TELEPHONE SETS (TELE "F"). Housed in bakelite cases, complete with built-in ringing generators and batteries. Ideal between two or more positions up to practically any distance. Tested before despatched. **ONLY 59/6**. P. & P. 3/6. 2 sent for £6, carr. paid.

813 CERAMIC VALVE HOLDER. NEW AND UNUSED. 12/6 post paid.

DON "8" TWIN TELEPHONE CABLE on 1 mile drums, £5 per mile, 1/4 size drums, 25/-, carr. extra.

MINE DETECTOR No. 4. Complete in carrying case with all accessories. Good working order. **£8/19/6**, carr. paid.

PARMEKO MOVING COIL HAND MICROPHONE. 200 ohm imp. Fitted on/off switch, complete with 12yds. flex, 30/-, P.P. 2/6.

Hours of Business:
9-6 Weekdays
9-1 Saturday




ADJOINING
LEICESTER SQ.
TUBE STATION

15, LITTLE NEWPORT STREET, LONDON, W.C.2. Telephone: GERrard 6794/1453

SPECIAL TERMS FOR QUANTITIES—EXPORT ORDERS PROMPTLY EXECUTED

CABINETS and EQUIPMENT by STAMFORD




LOUDSPEAKERS. The Goodmans Range, Wharfedale, G.E.C., Duode, Lorenz.
GRAMOPHONE UNITS. Garrard 301, Connoisseur, Lenco.
AMPLIFIERS AND CONTROL UNITS. Acoustical Quad II, Leak, Rogers.
TAPE RECORDER. Sonamag, Adaptatape.
DEMONSTRATED at our NEW SHOWROOMS
 98 WEYMOUTH TERRACE, off HACKNEY ROAD, LONDON, E.2. Phone: SHO 5003. No. 6 Bus
 or 557 Trolley Bus from LIVERPOOL STREET, OR No. 170 Bus or 555 Trolley Bus from OLD
 STREET STATION (Underground). In both cases booking to The Odeon, Hackney Road, and walk
 back two turnings.
HOURS: Mon., Tues., Fri. and Sat. 9.30 a.m.—5.30 p.m. Wednesday: 9.30 a.m.—7.0 p.m. Thursday:
 9.30 a.m.—1.0 p.m.

Write for CATALOGUE of CABINETS for Equipment, Speakers, Records and Pye Black Box.

Correspondence to:—

A. L. STAMFORD (Dept. S4), 20 College Parade, Salusbury Road, LONDON, N.W.6



Davey CORNER REFLECTOR Loudspeakers

At once the most civilised and the most natural way of listening. No ugly speaker apertures or grilles to be seen from any part of the room. Source of music widely diffused and well up in the air, with a strong sense of perspective, just as it comes from the concert platform. Six types of cabinet made to order to house every good multiple or single speaker system.
EMG HANDMADE GRAMOPHONES LTD
 6 Newman Street London W1 MUSeum 9971

RADIO & ALLIED INDUS. Ltd.

have Vacancies for a number of Senior Development Engineers for FM/AM Receiver design, Transistor Circuitry and TV. development for Home and Export requirements. Applicants should have a University degree or a few years successful development experience. The positions are progressive and high salaries are offered to successful candidates. Appointment involves membership of the Company's pension and Life Insurance schemes. Applications should be addressed to the

**Head of Development,
Radio and Allied Indus. Ltd.,
Wexham Road, Slough, Bucks.**

SENIOR DESIGN DRAUGHTSMEN

required for Mechanical Design work on Radio and Television receivers from initial prototype stage to issuing of manufacturing drawings. Technical qualifications and previous experience on Radio and TV. receivers desirable but not essential. Good salary and Pension and Life Insurance Schemes offered. Applications should be addressed to the

**Personnel Officer,
Radio and Allied Indus. Ltd.,
Wexham Road, Slough, Bucks.**

TEST ROOM PERSONNEL REQUIRED

Duties: Testing and calibrating a wide range of telecommunication and industrial electronic instruments.

Qualifications: We shall be pleased to receive applications from any man with or without academic qualifications, who is able to demonstrate suitable experience and training.

Call any day including Saturday mornings at


**MARCONI INSTRUMENTS LIMITED
LONGACRES, HATFIELD ROAD
ST. ALBANS, HERTS.**

or write giving full details to Dept. C.P.S., Marconi House, 336/7, Strand, London, W.C.2, quoting reference WW 2970C.

MARCONI INSTRUMENTS LTD.

This Company has immediate vacancies at St. Albans in its Technical Literature (Telecommunications) Section; applicants should have electrical engineering qualifications and/or experience in the design or development of electronic equipment; the duties are varied and interesting and the posts provide permanent and pensionable positions in a well-established Company.

Apply to Dept. C.P.S., 336/7, Strand, W.C.2, quoting Ref. W.W. 2970D.



Opportunities

for

scientists and engineers at

POWERS-SAMAS research establishment

The continuing expansion of this leading Company in the accounting machine industry offers exceptional opportunities for scientists and engineers to engage in the absorbing work of designing and developing electronic, electrical and mechanical equipment for the world market.

The vacancies are all for permanent, pensionable staff appointments at the Research Establishment at Whyteleafe, Surrey. Completed in March, 1957, the Establishment is one of the finest and best-equipped in Britain. It is in a most pleasant country setting yet is only some 35 minutes from central London by Southern Region to Whyteleafe South Station.

Generally (and subject to any specific qualifications stated below), applicants should have an engineering degree, H.N.C., O.N.C., or similar qualifications, and previous shop and design experience in the electronic, electrical or mechanical fields. A five-day week is in operation and working conditions and amenities are those to be expected in a modern, well-equipped research establishment. Applicants should send a brief description of their qualifications and experience to the Personnel Officer at the address shown below.

openings

exist

for

DESIGN

Senior Designers and Draughtsmen with experience in either the mechanical field or the electrical and electronics field, for work on design and development of modern accounting machinery.

PROJECT ENGINEERING

Men with previous process planning and/or methods, engineering experience both electrical and mechanical, for liaison between research, design and production.

LOGICAL DESIGN

Mathematicians or others with an aptitude for logical design and some knowledge of computer programming for commercial accounting.

PRODUCT IMPROVEMENT

Senior and junior mechanical engineers with technical qualifications, and design and production experience in light engineering to join teams improving the design and performance of the current ranges of machines. A knowledge of mechanism design using modern techniques, and an open enquiring mind, are essential requirements.

RESEARCH

Senior and junior research engineers and physicists to engage in applied research in the field of Data Processing. Applicants should have a degree in electrical engineering or physics, or be Corporate or Graduate members of the I.E.E., or Associates or Graduates of the Institute of Physics. Applicants for senior positions should have some experience in digital computing or allied fields. Vacancies also exist for Laboratory Technicians to assist in research and development projects. Applicants should have technical qualifications or experience in electronics or physics.

RADIO TECHNICIANS IN CIVIL AVIATION

A number of appointments are available for interesting work providing and maintaining aeronautical telecommunications and electronic navigational aids at aerodromes and radio stations in various parts of the United Kingdom.

Applications are invited from men aged 19 or over who have a fundamental knowledge of radio or radar with some practical experience. Training courses are provided to give familiarity with the types of equipment used.

Salary £600 at age 25 rising to £705. The rates are somewhat lower in the Provinces and for those below age 25. Prospects of permanent pensionable posts.

Opportunities for promotion to Telecommunications Technical Officer are good for those who obtain the Ordinary National Certificate in Electrical Engineering or certain City and Guilds Certificates. The maximum salaries of Telecommunications Technical Officers are Grade III £870, Grade II £1,030, Grade I £1,250.

Apply to the Ministry of Transport and Civil Aviation (ESB1/RT), Berkeley Square House, London, W.1, or to any Employment Exchange (quoting Order No. Westminster 2109).

TROUBLE SHOOTERS TESTERS RAINEE TESTERS FOR AM/FM RECEIVERS GOOD RATES AND CONDITIONS

APPLY: ACE RADIO LTD.
WILLESDEN 3902.

SALES ENGINEER ANALOGUE COMPUTERS

An Engineer is required, preferably with a knowledge of Analogue Computing, for an appointment as Sales Engineer. He should be trained as an Electronic Engineer, and qualified at H.N.C. level. The work will involve a little time away from home and a car would be an advantage.

Please write to
The Personnel Manager (Ref. 527),
ELLIOTT BROTHERS
(LONDON) LIMITED,
Borehamwood, Herts

UNILEVER LIMITED Instrumentation & Computer Maintenance

The following staff are required at the London headquarters:—

TECHNICAL ASSISTANTS for the development, construction and application of electronic and process control equipment. Minimum qualifications: O.N.C. Telecommunications or Electrical Engineering, Inter. B.Sc. Physics or Engineering, or equivalent C. & G. Certificate. Some experience in constructing and testing electronic and other light current equipment is essential.

INSTRUMENT MAKERS for construction of electronic and process control equipment. Applicants for these positions must have served a recognised apprenticeship, followed by at least five years' experimental or development work.

INSTRUMENT MECHANICS for the maintenance of Creed and other equipment associated with the input and output systems of an Elliott 405 Computer, as well as the construction of experimental process control and electronic equipment.

Starting salaries according to qualifications and experience. These posts are permanent and pensionable.

Apply to **Head Office Staff Dept. (WF 18), Unilever House, Blackfriars, London, E.C.4.**

- ▶ RADIO and TV ENGINEERING
- ▶ RADIO and TV SERVICING
- ▶ ENGINEERING MATHEMATICS
- ▶ PRODUCTION ENGINEERING
- ▶ ELECTRONICS • MANAGEMENT

▶ Examination Courses for: Brit. I.R.E., C. & G. Telecommunications, R.T.E.B. Certificate Society of Engineers, Brit. Inst. of Management.

▶ PRACTICAL RADIO COURSE.

A course in radio, electronic and electrical theory. You build a T.R.F. and a 5-valve superhet radio receiver, signal generator and multi-tester.

You learn at home in your own time, under expert tuition. Moderate fees include all books.

POST THIS COUPON TODAY for FREE book on careers in Radio, etc., and full details of I.C.S. Courses.

Start today the I.C.S. way!

INTERNATIONAL CORRESPONDENCE SCHOOLS
Dept. 223L, International Buildings, Kingsway, London, W.C.2.

Name (Block letters, please) Age.....

Address

Occupation..... I2 57

INTERNATIONAL CORRESPONDENCE SCHOOLS

MARCONI INSTRUMENTS LTD., TECHNICAL PERSONNEL REQUIRED Senior & Junior Electrical Design Engineers SENIOR & JUNIOR MECHANICAL DESIGN ENGINEERS

DUTIES: To undertake the design of Test Equipment covering practically the whole electronic field, including Telecommunication, Guided Weapons, and Nucleonics. Considerable personal responsibility and freedom is given, and there are no set rules regarding the number of people engaged on a project, the allocation of project leaders, etc.

QUALIFICATIONS: The ability to design equipment and aggressively progress a project through to the stage where a model is made and the information is available for a production drawing office. Senior engineers are usually of B.Sc. standard with practical experience in measuring techniques, while Junior engineers are often Graduate Members of one of the Professional Institutions, or have similar qualifications, but this is in no way mandatory. The ability to progress the project through to a satisfactory conclusion is the prime requirement. Due to expanding activities, men with drive and initiative can be sure of progressive advancement.

Comprehensive pension and assurance schemes are in operation, and Canteen and Social Club facilities are provided.

Call any day including Saturday mornings at

**MARCONI INSTRUMENTS LTD., LONGACRES,
HATFIELD ROAD, ST. ALBANS, HERTS.**

or write giving full details to Dept. C.P.S., Marconi House, 336/7, Strand, London, W.C.2, quoting reference WW 2970E.

**THE WAYNE KERR
LABORATORIES**

require

**ELECTRONIC ENGINEERS
& DRAUGHTSMEN**

for development work in the following fields:

- ELECTRO-CHEMICAL AND
- ELECTRO-MECHANICAL MEASUREMENTS,
- A.F., V.H.F., U.H.F. AND
- MICROWAVE MEASUREMENTS,
- INDUSTRIAL PROCESS CONTROL EQUIPMENT,
- PULSE TECHNIQUES.

Measurements techniques introduced by The Wayne Kerr Laboratories are finding increasing outlets in a world-wide field of Laboratory and Industrial use.

Attractive and interesting positions offering scope for initiative and ability are available for Senior and Junior Development Engineers and Draughtsmen.

For Senior posts a minimum of Honours Degree Standard or equivalent professional qualifications is required, with several years' experience in the development of electronic instruments. For Junior posts qualifications ranging from O.N.C. to Degree Standard are acceptable. Draughtsmen are required to have experience in the mechanical design of Electronic apparatus.

All appointments are permanent, carry attractive salaries and qualify for membership of the Staff Pension Fund.

Applications, which will be treated in strict confidence should be addressed to:

The Chief Development Engineer
Wayne Kerr Laboratories Ltd.,
3, Sycamore Grove, New Malden, Surrey.
Telephone MALden 2202.

**THE PHOENIX TELEPHONE
& ELECTRIC WORKS LTD.**

The Hyde, Hendon, N.W.9.

**SENIOR and JUNIOR
ENGINEERS**

are required for a new and extensive programme of development work which will ultimately extend over the whole telecommunication field. For some of the posts design experience in one of the following fields is desirable:

1. CARRIER TELEPHONE SYSTEMS
2. COLD CATHODE TUBE CIRCUITS
3. AUTOMATIC TELEPHONE SYSTEMS
4. NETWORK THEORY.

In general, the educational qualifications required correspond to those demanded for corporate membership of the professional societies, but ambitious juniors with O.N.C. or Intermediate C & G are invited to apply. Salaries and conditions are in line with general practice in the industry.

Applications should be addressed to the Personnel Manager, and will be treated as strictly confidential.



A. V. ROE & CO. LIMITED
WEAPONS RESEARCH DIVISION
(GUIDED MISSILES)
WOODFORD, CHESHIRE

have vacancies in their

TRIALS DEPARTMENT

for the following

1 SENIOR ENGINEERS

to be responsible for design and development of instrumentation and monitoring systems.

2 SENIOR ENGINEERS

to develop service test equipment

**3 MECHANICAL AND
ELECTRONIC TECHNICIANS**

to operate in Trials Teams both in U.K. and Australia.

4 TECHNICIANS

for environmental testing.

5 DRAUGHTSMEN

to form part of development teams.

The work is concerned with the development of a guided weapon project and for Post 3 willingness to travel to and from Australia is essential.

QUALIFICATIONS: Posts 1 & 2 - H.N.C. Standard
Posts 3 - 5 - Preferably O.N.C. Standard.

Previous experience is not necessary providing that initiative is shown and that candidates are willing to work with a minimum of supervision.

The Division is situated within easy access of Manchester and the Derbyshire Hills, and the company provides excellent canteen facilities and a superannuation scheme.

Applications should be addressed as follows:-

<p>POSTS 1 & 2</p> <p>THE CHIEF ENGINEER, WEAPONS RESEARCH A. V. ROE & CO. LIMITED WOODFORD, CHESHIRE</p>	<p>POSTS 3, 4 & 5</p> <p>THE PERSONNEL MANAGER, A. V. ROE & CO. LIMITED, GREENGATE, MIDDLETON, MANCHESTER.</p>
---	--

Quoting Reference WRD/HWL/R14/W

SIR W. G. ARMSTRONG WHITWORTH AIRCRAFT LIMITED**ARMAMENTS DIVISION**

The following personnel are required to fill interesting vacancies in the

ANALOGUE COMPUTER GROUP

ELECTRONIC ENGINEERS. Applications will be considered from Senior and Junior Engineers between the age of 26 years and 35 years, with experience of radio communication, carrier telephone or radar display equipment. A knowledge of servo systems would also be advantageous. The desirable qualifications for these posts would be a University Degree, but candidates with an H.N.C. will be considered.

DRAUGHTSMEN. Applications will also be welcomed from Senior and Junior Draughtsmen with design experience of small radio transmitters, radio telephones, carrier telephone or radar equipment. In addition, practical experience of precision mechanisms would be an advantage.

The Armaments Division is situated in the midst of the Warwickshire countryside, and our newly built Design Offices and Laboratories offer excellent working conditions.

The posts are permanent and pensionable and will afford considerable scope to applicants interested in making a career in this type of work.

If you possess the appropriate qualifications and experience you are invited to apply, in the strictest confidence to:

**Technical Appointments Officer,
Sir W. G. Armstrong Whitworth Aircraft Ltd.,
Baginton, Nr. Coventry. Quoting Reference Comp/9.**

RESEARCH LABORATORY**MICROWAVE RESEARCH**

Technical Assistants are required for progressive posts in fundamental research projects on millimetre wave electronic devices. Applications are invited from men with initiative and the ability to work without close supervision. Microwave, valve technology, electronics, or vacuum system experience is desirable. Preferred educational qualifications are Ordinary or Higher National Certificate in Applied Physics or Electrical Engineering, and applicants must have satisfied National Service requirements.

The Laboratory is situated in pleasant surroundings in the Berkshire countryside, with coach transport scheme from Reading and Newbury.

Please write giving full details of experience and educational qualifications to the Personnel Officer, and quoting Reference EP/A/3.

**Research Laboratory
ASSOCIATED ELECTRICAL INDUSTRIES
LIMITED
Aldermaston Court, Aldermaston, Berkshire**

TRANSFORMER Designs & Development ENGINEER

Good Technical background and commercial experience essential.

Confidential applications in writing to:

The Director,

**READING WINDINGS LTD.
169 Basingstoke Road, Reading, Berks.**

VACANCIES FOR RESEARCH & DEVELOPMENT CRAFTSMEN IN GOVERNMENT SERVICE AT CHELTENHAM

INSTRUMENT MAKERS with fitting and machine shop experience in light engineering.

There are also vacancies where applicants with experience in one or more of the following can be considered:—

1. Maintenance of radio communication receivers.
2. Sub-assembly lay-out, wiring and testing of radio type chassis.
3. Cabling, wiring, and adjustment of telephone type equipment.
4. Fault-finding in, and maintenance of, electronic apparatus.
5. Maintenance of Teletypewriters or Cypher machines and associated telegraph equipment.

BASIC PAY: £9/2/4d. plus merit pay, assessed at interview and based on ability and experience, as under:—

ORDINARY RATE: 10/- to 32/-

SPECIAL RATE: 38/- to 70/-

Opportunities for permanent and pensionable posts.

Five-day week, good working conditions single accommodation available.

Apply to:

Personnel Officer, G.C.H.Q.
(FOREIGN OFFICE),
53 Clarence Street, Cheltenham.

VACANCIES IN GOVERNMENT SERVICE

A number of vacancies, offering good career prospects, exist for:—

Radio Operators — Male

Cypher Operators — Male & Female

Apply, giving details of education, qualifications and experience, to:—

Personnel Officer, G.C.H.Q. (FOREIGN OFFICE),
53, Clarence Street, Cheltenham.

DEVELOPMENT ENGINEER

for Radio and Electrical Manufacturers.

Experienced in the design of radio and associated equipment. High salary for qualified engineer.

**AMPLION LTD., 175/179
Cricklewood Lane, N.W.2. SPE 1156.**

MUIRHEAD & CO. LTD., BECKENHAM, KENT

require

DEVELOPMENT ENGINEERS

for interesting work on development of Synchros and Servo Motors. In particular the vacancies require:—

- a. Qualified Engineers with Honours Degree. Industrial Experience not essential.
- b. H.N.C. with practical experience; or without academic qualifications but having a good engineering background.

Salaries commensurate with qualifications and experience. A Pension Scheme is in operation and the Company has its own Sports Ground. Excellent recreational, social and canteen facilities. Please write giving full particulars to the Personnel Manager.

TEST ENGINEERS

Vacancies exist for experienced Engineers. Applications are invited from Test Engineers with previous industrial experience of testing Radio Communication or similar electronic equipment. The work of the Test Laboratory of this expanding Company is varied and includes the testing to specification of prototype and small batch production of the following types of equipment:—

- (a) Communication and Broadcast Transmitters (50 W to 10 kw)
- (b) Communication Receivers
- (c) Marine installations including Automatic Alarms and D.F. equipment
- (d) Industrial R.F. Heaters up to 125 kw
- (e) Audio Amplifiers (2 W-2 kw)

The positions are permanent and progressive and the salaries offered will be commensurate with qualifications and experience.

Apply giving full details to

Personnel Officer, REDIFON LTD., Broomhill Road, S.W.18.

THE ENGLISH ELECTRIC COMPANY LIMITED

Guided Weapons Division

STEVENAGE, HERTS

have vacancies for

TRIALS ENGINEERS

based on Stevenage, who will be required to spend regular periods away on Guided Weapons Trials in the U.K. in charge of a Trials Team. H.N.C. or equivalent is desirable but not essential providing applicants have a sound mechanical or electronic practical background.

TRIALS TECHNICIANS

who will be required to spend regular periods away on Guided Weapons Trials in the U.K. One of these vacancies is for permanent duties at Aberporth, South Wales. O.N.C. or C. & G. (inter.) or equivalent qualifications are desirable but not essential providing applicants have a sound electronic practical background.

These posts are pensionable and housing assistance is available to successful applicants living at Stevenage.

Those interested should apply to:

**Dept. C.P.S., 336/7 Strand, W.C.2,
quoting Ref. WW 1395A**

THE ENGLISH ELECTRIC COMPANY LIMITED

GUIDED WEAPONS DIVISION

STEVENAGE, HERTS

require a

SENIOR TOOL DESIGNER

capable of designing jigs and fixtures for the batch production of high-precision gyroscopic-type instruments. O.N.C. standard of education is desirable.

SENIOR WORK STUDY ENGINEER

to initiate studies in connection with the manufacture of high-precision gyroscopic-type instruments. The position offers scope for a person willing to accept responsibility.

ELECTRONIC METHODS ENGINEER

for the development of electronic equipment as aids for the manufacture of high-precision gyroscopic-type instruments, and to plan the manufacturing methods for the production of electronic instruments. The post calls for a man who views the conventional with suspicion and an ability to meet the challenge of new problems by ideas based on sound theoretical and practical considerations. Degree or H.N.C. standard required.

These posts are pensionable, there is an excellent canteen and housing assistance is available.

Those interested should apply to

**Dept. C.P.S., 336/7, Strand, W.C.2,
quoting Ref. WW1394W.**

The Advertisers, a well-known firm in the Manchester district, invite applications from Engineers who fulfil the following requirements.

(I) Application Engineers (Electrical) must have an interest in the practical solution of customers' problems by the application of standard Company products in the fields of:—

**Thermostatic Devices.
Instrumentation & Control.
Semiconductors.**

Academic qualifications are of secondary importance to practical ability, initiative and genuine interest.

(II) Development Engineers (Electrical)—preferably of graduate standard and with some experience in the following fields:—

**Electronic D/F equipment.
Tape recording techniques.
Data processing equipment.
V.H.F. test equipment.**

The Company under its reorganisation plan is anxious and willing to attract men of the right calibre into its service. All applications will be treated in confidence, and should give full details of education, qualifications and experience. Box No. 2400, c/o "Wireless World."

HAVE YOU GOT AN ELECTRONIC BRAIN?

We have several, born and about to be born (electronic computers, we mean) and we are looking for someone to help us write about them. The post is that of a Technical Writer for our Electronics Research Laboratories at Stevenage, and the work is the writing of Service Manuals, Research Reports and so forth. It provides an exceptional opportunity for an ambitious man to establish himself in the forefront of electronic research in a rapidly expanding key section of a large and progressive company.

Commencing salary will depend upon experience, and the minimum qualifications should include: Higher National Certificate (Electrical) and some years practical experience in the design or maintenance of electronic equipment. Practical experience as a technical writer is preferable, and the possession of a lucid, clear-thinking style of writing essential.

Working conditions are pleasant, and the company operates Pension and Sick Pay Schemes.

Write, giving full details and salary level expected, to:

**Head of Electronics Research Laboratories,
THE BRITISH TABULATING MACHINE
COMPANY LTD., GUNNELS WOOD ROAD,
STEVENAGE, HERTS.**

Progressive and Expanding RESEARCH DEPARTMENT

needs keen, enthusiastic engineers for

TELEVISION AERIALS

An engineer for the development of V.H.F. and U.H.F. aerial systems. Previous experience in this particular subject is not essential but applicants must have a good understanding of the basic principles involved and be prepared to guide a small team.

SUPPRESSION EQUIPMENT

An engineer is required to investigate various problems relating to interference filters and screened compartments for which a knowledge of filter networks is necessary.

Attractive commencing salaries are offered which will be based on experience, qualifications and age in each individual case. A Pension Scheme is in operation and all applications, giving full details of career so far, should be sent to the SECRETARY.

BELLING & LEE LTD

GREAT CAMBRIDGE ROAD, ENFIELD, MIDDX., ENGLAND

TELEVISION INSTRUMENTATION DEVELOPMENT ENGINEERS

DUTIES: To undertake the design and development of test equipment for television, including work on special television camera applications. Considerable personal responsibility and freedom is given, and there are no set rules regarding the number of people engaged on a project, the allocation of project leaders, etc.

QUALIFICATIONS: The ability to design and develop equipment and aggressively progress a project through to the stage where a model is made and the information is available for a production drawing office. Candidates should preferably be of degree standard, or Corporate Members of one of the Professional Institutions, but consideration will be given to others who have considerable practical experience in the field. The ability to progress the project through to a satisfactory conclusion is the prime requirement. Due to expanding activities men with drive and initiative can be sure of progressive advancement.

Comprehensive pension and assurance schemes are in operation, and Canteen and Social Club facilities are provided.

Call any day including Saturday mornings at:

**MARCONI INSTRUMENTS LTD.,
LONGACRES, HATFIELD ROAD,
ST. ALBANS, HERTS.**

or write giving full details to Dept.: C.P.S. Marconi House
336/7, Strand, London, W.C.2, quoting reference WW
2970F.

RESEARCH AND DEVELOPMENT

vacancies exist in the Research Department of a large instrument manufacturing organisation in South East Essex for graduate physicists or graduate electrical engineers of merit and some years of industrial experience for the investigation of long-term problems associated with Echo Sounding and Non-Destructive Testing.

The work embraces acoustics and electronics and involves the application of the basic physical principles underlying ultrasonics, telecommunications and computers. Some knowledge in these fields would be an advantage.

The initial salary will be in accordance with experience and qualifications within a scale which allows ample scope for future development. A contributory pension scheme is available, and assistance in housing or removal expenses may be given in suitable cases.

Applications, which may be made in strictest confidence, should give full details of qualifications, previous experience, age and salary required, and be addressed to Box No. 2082—c/o "W. World."

SEMICONDUCTORS LIMITED TRANSISTORS MANUFACTURE

This important Company is shortly to commence manufacture at their new Swindon factory. Applications are invited in respect of the following appointment:

SENIOR ELECTRONIC ENGINEER

To be responsible to Chief Engineer and to be concerned with the maintenance of techniques associated with automatic assembly. In conjunction with other senior engineers (mechanical and chemical) he will be engaged on the improvement of existing techniques in the semiconductor field. An Honours Degree in Electrical Engineering or similar qualification is essential. Age Limits 30—40. In addition, several years' experience in the design and construction of electronic control and test gear is necessary, together with proven executive experience with reputable firms in the optical instrument, process control, radio, radar or computer industries. Applicants should be capable of designing and building test equipment for the environmental life testing of semiconductors. Generous salary according to qualifications.

Applications, which will be treated in the strictest confidence, to

**Personnel Manager,
56, Vicarage Lane, Ilford, Essex.**

PHYSICISTS AND ELECTRICAL ENGINEERS

Progressive positions are open to qualified people of degree standard for work on development and manufacture of special radio valve and microwave devices.

Initial training at the Research Laboratories of the G.E.C. will be available for certain selected candidates.

Canteen, pension fund and social club.

Apply quoting T/1 to:—

**Personnel Officer, THE M.O. VALVE CO. LTD.,
Brook Green,
Hammersmith, W.6.**

MANUFACTURERS of VALVES for G.E.C.

MULTITONE ELECTRIC CO. LTD.

invite applications from
Intermediate and Junior

ELECTRONIC ENGINEERS

for work on the development and testing of an interesting range of new electronic projects. There are vacancies for engineers with a wide range of qualifications and experience up to and including H.N.C. standard. Experience of development work or fault-finding advantageous. Preferred age range 20/30 years but applications will also be considered from young men who have recently left school with Higher School Certificate in Science. Apply stating age and giving particulars of education, training and experience to 12/20, Underwood Street, London, N.1.

INSTRUMENT ENGINEERS

required in the Electronics and Instruments Section of the Central Electricity Authority, Research Laboratories, Leatherhead. The Section provides an instrument service for all departments of the Laboratories and duties include the maintenance, calibration and repair of the wide variety of physical, chemical and electrical instruments.

Candidates should have the Higher National Certificate and experience in electronic or nucleonic equipment will be an advantage.

Salaries within scales £820-£995 p.a. or £550-£725 p.a.

Write for application form to D. Moffat, Director of Establishments, Winsley Street, London, W.1, to be completed and returned as soon as possible. Quote Ref: W.W./450.

MECHANICAL AND ELECTRICAL DESIGNERS AND DRAUGHTSMEN

required for the design of Plant and Equipment for the processing and testing of electronic valves, C.R. tubes and microwave devices.

There are also vacancies for *Mechanical Designers* on the new development of Special Purpose Machines, and Jigs and Tools. Qualifications: H.N.C. (Mech. or Elec.) or equivalent.

In addition there are openings for **MECHANICAL DRAUGHTSMEN** for Microwave, C.R.T. and valve design. Qualifications: O.N.C. (Mech. or Elec.) or Inter B.Sc.

These are all progressive positions with excellent prospects in an expanding field. 5-day week, canteen, social club, Pension Scheme.

Write with full details quoting 101/4 to **Personnel Officer,**

**M.O. VALVE CO. LTD.,
Brook Green, Hammersmith, W.6**

Manufacturers of Cathode Ray Tubes and Valves for G.E.C.

T/V RECEIVER DEVELOPMENT

An interesting position exists in a laboratory in Eastern England for an experienced television development engineer for work in connection with Continental-type T/V receiver design.

The successful candidate must have sound theoretical knowledge and practical ability. Several years' laboratory experience is essential, and he should be capable of working on his own initiative. A very attractive salary will be paid consistent with qualifications and experience.

Applications in confidence to Box 2430 c/o "Wireless World."

Semiconductors Limited

Vacancies for Section Leaders

This important Company is shortly to commence manufacture at their new Swindon factory. A number of positions are available for young men to take charge of certain operations in the production of transistors. Experience in any branch of semiconductor manufacture or development would be of value but is not essential. Some technical background is however important and previous experience in the control of personnel is desirable.

The appointments provide good commencing salaries and excellent opportunities for advancement. Housing can be made available to the selected candidates. Applications, which will be treated in the strictest confidence, to

*Personnel Manager,
56 Vicarage Lane, Ilford, Essex*

Research Development

Design and Prototype
Development of Audio-
Electro Devices and
Equipment.

Box No. 2336
c/o "W. World"

FERRANTI LTD., EDINBURGH require

RADIO MECHANICS

for various duties in connection with their Test Division. Opportunities are available for promotion to staff positions for suitably qualified personnel. Second class return fare and subsistence allowance will be refunded to out of town applicants selected for interview.

Further particulars of these interesting vacancies may be obtained by applying to—

**Personnel Officer, Ferranti Ltd.,
Ferry Road, Edinburgh, 5, quoting
Ref. RM/59.**

UP TO £500,000 AVAILABLE FOR PURCHASE OF A BUSINESS

MANAGEMENT CAN REMAIN
AN IMPORTANT PUBLIC COMPANY with ample Cash available seeks Investment in successful Private Businesses as wholly owned Subsidiaries with minimum Nett Pre-Tax Profits of £20,000 p.a.

Write in strict confidence without obligation to:—


**REGINALD TERRELL
BUSINESS BROKERS LTD.**

46, St. James's Place, London, S.W.1.
TELEPHONE: HYDE PARK 1678.

Z & I AERO SERVICES LTD.

A.R.B. Approved Stockists

EDDYSTONE 358X COMMUNICATION RECEIVER



40 kc/s to 31 mc/s with ten plug-in coils.

PRICE, aerial tested, complete with ten coils £12 10 0

Packing and Carriage £1.

COILS, range "A" to "J" inclusive 17/6 each. Per set of ten, in wooden tray..... £6 10 0
Packing and carriage 2/6 per coil or 10/- per set of ten

METERS. 2½in. Centre Zero plain scale Galvanometers, M.C., 600-0-600 Microamps, projection mounted, plug in type., each 12 6
2½in. round projection mounted Milliammeter, M.C. 0-500 mA., each..... 8 6
2½in. round flush mounted Moving Iron Voltmeter 0 to 300 volts A.C., with built-in matched resistance, each £1 2 6

U.H.F./E.H.F. COMMUNICATION RECEIVERS.

HALLICRAFTER S-27C, 130 to 210 mc/s for FM and AM reception, 115 v. A.C. mains.
R-1294, Frequency Range 500 to 3,000 mc/s.
R-1359 Frequency Range 130 to 520 mc/s.
R-1619, Frequency Range 1250 to 5000 mc/s., with provision for automatic scanning of the whole frequency range.
R-111/APR-5A, range 1000 to 6230 mc/s.
Prices and details on application.

MARCONI FIELD TRANSMITTING AND RECEIVING EQUIPMENT F 10 C. 2

to 20 mc/s crystal controlled, output 4 w. MW; 16 w. CW. Consisting of: Transmitter, Receiver and accessory box on aluminium frame; Pedal Generator on aluminium frame; Telescopic aerial, mast aerial, accessories and spares. Details on application.

A.C. MAINS POWER PACKS for 200/250 v. mains. Output 300 v., 200 mA. D.C. and 12 v. 3 amps A.C. Size 7½in. x 7in. x 13½in.
PRICE, brand new £3 0 0

Packing and carriage 10/-.

WELDING TRANSFORMERS 2.5KVA CONTINUOUS RATING, FOR 230 V. MAINS. TWO OUTPUT SOCKETS 25A AND 50A AT 50 VOLTS. OUTPUT VOLTAGE ADJUSTABLE BY MEANS OF "OFF-LOAD" TAPPING. PERMISSIBLE MOMENTARY OVERLOAD UP TO 100%. WATERPROOF INPUT AND OUTPUT SOCKETS. SUITABLE FOR MOUNTING ON SKIDS OR TROLLEYS. PRICE, BRAND NEW £15 0 0
CARRIAGE £1 10 0

COLLINS TCS TRANSMITTING AND RECEIVING INSTALLATIONS. 1.5 to 12 mc/s complete with antenna loading coil remote control unit, set of cables, microphone and headphone and power supply unit for 12, 24 v. D.C. or 115 or 230 v. D.C. or A.C. Original kits of spares also available.

RADIO COMPASS INSTALLATIONS SCR-269G and ARN-7. Components and spares.

ARC-I V.H.F. AIRCRAFT TRANSMITTER/RECEIVERS. 10 crystal controlled channels. Price and particulars on application.

INSULATION TESTERS

RECORD "MINOR" 500 v. INSULATION TESTER £10 0 0
EVERSHED "WEE" MEGGER, 500 v. £12 10 0
EVERSHED 1,000 v. 100 MEGOHM SERIES I MEGGERS, brand new, complete with Decade Box for Resistance Bridge measurements £65 0 0
DITTO without Resistance Box £50 0 0
DITTO without Resistance Box, second-hand, overhauled £27 10 0
All the above carry our six months' guarantee.

MARCONI TF-340 RECEIVER POWER OUTPUT METER. Meter scale 0 to 50 mW and 0 to 17 db; Meter Multiplier 0.1-1.0-10-100; Impedance values: 25-30-40-50-60-80-100-125-150-200 ohms; Impedance Multiplier 0.1-1.0-10-100. PRICE, fully overhauled and guaranteed £32 10 0

FREQUENCY METERS

BC-221, 125 kc/s to 20 mc/s, Crystal Controlled.
LM SERIES, range as above.
TF-643 MARCONI ABSORPTION TYPE, Range 20 to 300 mc/s..... £35 0 0
1055M (TS-127) LAVOIE ABSORPTION TYPE, Range 375 to 725 mc/s £32 10 0

SIMPLE TWO-DECADE WHEATSTONE BRIDGE

0 to 200 ohms in one ohm steps (no multiplier arms); built-in galvanometer 2.5-0-2.5 milliamps.
PRICE £2 10 0
Packing and carriage 7/6.

MARCONI TYPE TF-428B/1 VALVE VOLTMETER.

.10 to 150 v. in 5 ranges resonant frequency 400 mc/s., brand new, in transit case..... £35 0 0
Service equivalent of the above, overhauled and guaranteed..... £17 0 0

FOSTER MODEL "D" PORTABLE THERMOCOUPLE POTENTIAL METER

Ranges: 0 to 20 mV and 0 to 60 mV. Calibration:
0 to 1600°C. for Pt-Pt13%Rh
0 to 1300°C for Chromel/Alumel
0 to 1040°C for Iron Constantan.
PRICE, complete with Standard Cell £32 0 0
Ditto, with Potential Divider £35 0 0
Packing and carriage, £1.

BEAT FREQUENCY OSCILLATOR

FURZEHILL No. 1 or equivalent, 0 to 10,000 c/s mains operated £22 0 0
GENERAL RADIO TYPE 613, 0 to 12,500 c/s. battery operated £25 0 0
MARCONI TF-195L, 0 to 40,000 c/s., mains operated £65 0 0

MARCONI TF-373 IMPEDANCE BRIDGE

Range: 0 to 100 H; 0 to 100 mF; 0 to 1 megohms; 0 to 100 Q.
Test Frequency 1,000 c/s.
Price, fully guaranteed and overhauled, £65 0 0
Packing and carriage £2.

HEADSETS

C.L.R. Low Impedance, each ... 6 0
D.L.R.5 Low Impedance, balanced Armature, each 7 6
C.H.R., High Impedance, each 13 6
HS-30/U American Army Headsets, lightweight, with miniature plug-in earpieces, each 15 0
R.A.F. Receiver Headgear Assembly comprising: Headband 10A/12160 with Chamois Leather earpads; low impedance earpieces 10A/13466, Connector and Electro-Magnetic microphone type 48 £1 8 6
Ditto with High Impedance earpieces 10/12401 £1 10 6
When ordering by post, please add 1/6 for postage.

SCANNERS RC-94 FOR SCR-720 RADAR EQUIPMENT, complete or components. Details and prices on application.

Please write for further details of the above equipment and for Complete Catalogues of Radio/Aircraft and Test Equipment to:

Z & I AERO SERVICES LTD.

14, South Wharf Road, London, W.2

Telephone AMBassador 0151/2

We are always buying American Test, Aircraft and Radio Equipment, such as :
BC-221, BC-312, BC-348, BC-342, ARC-1, ARC-3, ART-13, ARN-7, etc.

Wireless World Classified Advertisements

Rate 7/- for 2 lines or less and 3/6 for every additional line or part thereof, average lines 6 words. Box Numbers 2 words plus 1/-. (Address replies: Box 0000 o/o "Wireless World" Dorset House, Stamford St., London, S.E.1.) Trade discount details available on application. Free Day February 1958 issue, Thursday, January 2nd. No responsibility accepted for errors.

WARNING

Readers are warned that Government surplus components and valves which may be offered for sale through our displayed or classified columns carry no manufacturers' guarantee. Many of these items will have been designed for special purposes making them unsuitable for civilian use, or may have deteriorated as a result of the conditions under which they have been stored. We cannot undertake to deal with any complaints regarding any such items purchased.

NEW RECEIVERS AND AMPLIFIERS

LABORATORY-BUILT Hi-Fi amplifier, pre-amp., separate power and radio units, record-changer, 2 Wharfedales with cross over units and controls, spare valves, finest components only throughout. £70 complete.—Details, Stubbs, Liberty 1300. [7480]

BUY direct from the makers; we can now supply our R/G chassis and feeder units at keen prices; Model A/F834 an 8-valve AM/FM chassis, 4 watts output; Model A/F73 a 7-valve AM/FM feeder; 3d stamp for full details and literature; trade enquiries invited.—Baylor Bros., 46, Pavillon Drive, Leigh-on-Sea, Essex. [7403]

SHIRLEY LABORATORIES, Ltd., 3, Prospect Place, Worthing, Sussex. Tel. 30536
The TWA/1515 stereoconic tape recording and replay amplifier, separate meter monitoring on record and playback on both channels, 13watts O/P each channel, 96gms. TWA/15 tape recording and reproducing amplifier, 13watts O/P, for Wearite and Collaro decks, 45gms; TW/PA recording and replay pre-amplifier, 30gms; both with valve voltmeter monitoring; type SB/1-15E high-fidelity amplifier, exceptionally wide tone-control system, 40mv sensitivity, 20gms, with two inputs and 3-position gram filter, 22gms; specialized amplifiers for the musical and scientific industries including the Mullard 20watt. [0095]

LOUDSPEAKERS—SURPLUS AND SECONDHAND

SOUND Sales Phase inverter speaker; £5.—Reading, 3, Heronway, Woodford Green, Essex. [7500]

RECEIVERS AND AMPLIFIERS—SURPLUS AND SECONDHAND

QUAD amplifier, pre-amp. and radio, new condition; £35 or offer.—Box 2648. [7483]

ONE B.C. 312 receiver, as new, complete with power pack, also R.F. Unit Type 26; offers.—Box 2190. [7425]

HR Rx's and coils in stock, also AR88, BC348R, CR100, etc.—Requirements please to R. T. & I. Service, 254, Grove Green Rd., London, E.11. Lev. 4986. [0053]

EX-R.A.F. G.E.C. airfield amplifier equipment incorporating five 175watts, individual meters with priority test panel; individual power packs, distribution and test panels, complete with valves, and offered on a fully tested basis; £150 ex-works.
GEORGE COHEN'S, Wood Lane, London, W.12. Tel. She. 2070. [7459]

NEW TEST EQUIPMENT

A COMPLETE mains operated unit with three meters especially constructed to test Selenium Rectifier Plates singly or in small assembled stacks; £9/9.—Kingston Electrical Supplies, 134, London Rd., Kingston-on-Thames. Kin. 7534. [7437]

TEST EQUIPMENT—SURPLUS AND SECONDHAND

AMATEUR disposing of test gear, amplifiers, etc., cheap.—Tel. Lev. 1932. [7426]

RADAR dual-band TV signal generator type 405; £45; as new.—Cosmic Radio, Ltd., 6 and 8 Clifton Crescent, Birkenhead. [7475]

SIGNAL generators, oscilloscopes, output meters, valve voltmeters, frequency meters, multi-range meters in stock; your enquiries are invited.—Requirements to R. T. & I. Service, 254, Grove Green Rd., London, E.11. Lev. 4986.

TEST EQUIPMENT WANTED

WANTED, valve voltmeter (up to £20).—D. Stewart Chalfont St. Peter, Bucks. Gerrards Cross 2683. [7457]

DYNAMOS, MOTORS, ETC.—SURPLUS AND SECONDHAND

1500 cycles alternators 2KVA. 80v.—E.W.S. Co., 69, Church Rd., Moseley, Birmingham. [7205]

NEW COMPONENTS

CRYSTAL microphone inserts (Cosmocord Mic 6/4), in steady demand by Hams and sound engineers, guaranteed newly made and boxed, 15/6 post free.—Radio-Aids, Ltd., 29, Market St., Watford, Herts. [0270]


A new range of

HIGH FIDELITY

output
Transformers

from

PARTRIDGE



ECONOMICAL DESIGN MEANS PRICE REDUCTION OVER TRANSFORMERS WITH LESS EXACTING SPECIFICATION

P5000 Series 20 WATT MODEL 95/-

- A range of truly "high" fidelity output transformers especially suited to the well-known Osram and Mullard Amplifier designs. The primaries are tapped for ultra-linear connection at 43%, and on certain models at 20% to give optimum performance at various power levels up to 50 watts for operation with such valves as KT88, KT66, EL34, N.709, BL84, etc.
- The series includes a mains transformer of similar styling with specification to suit the Mullard 5-10 and Osram 912 amplifiers.

Write for full details of these and other specified transformers.

PARTRIDGE TRANSFORMERS LTD TOLWORTH SURREY

Phone: ELMbridge 673718

NEW COMPONENTS


MUSICAL box movements, Swiss; most popular tunes, 25/- and 34/-; or fitted with special pick-up coil and matching transformer for feeding into amplifier, 15/- extra.—Kingston Electrical Supplies, 134, London Rd., Kingston-on-Thames. Kin. 7534. [7470]

COMPONENTS—SURPLUS AND SECONDHAND

METERS, motors, valves; bargains.
 0 TO 100 microamp meters, 2 1/2 in scale 0 to 1.500µs, 30/-; 0-500 microamp, 2 1/2 in scale 500µA, 27/6; 1/2 amp. RF, thermocouple 8/-30ma 7/-; post 1/- each.
MOTORS.—24v or 12v, size 2in x 2in, 10/6, post 1/-; powerful retractable headlight, built-in motor 24v automatically brings lamp through 45° when switched on, limit switches enclosed, only 35/-.
RECEIVERS, battery type 1545, in wood case, 4 valves ARP12, VP23; 27/6; post 2/6.
CLOCKWORK units, a temperature compensated precision jeweled movement, with contacts that make 2 times per sec basis of an accurate timer; 9/6 ea., post 2/6.
TRANSMITTER receivers, type RT 37/PPNR, 214-234mc/s, complete with valves, 5-3A5, 3-1S5, 1-1R5, 2-2v vibrator units, in smart haversack with telescopic aerial 9 1/2 ft, lightweight headsets, cables, coax, plugs, etc., brand new with manual; only 65/-; post 3/-.
VALVE bargains.
 6AC7, SP61, 12J5, CV6, SP41, 7193, S130, EB34, EA50, at 2/6 ea.; 6J5, EF50, 6SH7, 6SG7, EL32, EF39, TT11, at 3/6; 6SN7, 6SL7, 12SR7, 12SW7, 12SY7, at 6/6; 6L6, EP80, at 9/-; ECL80, PY81, at 9/6; EY51, 10/6.
PHOTO cells, 930 and 927, at 15/- ea.
VALVE holders, Octal, B5, B7, at 6d; 807, B7G, U34, 9d.
OSCILLATOR units, 150-220mc/s, in metal case, 5Z4, EC52, SP61, split stator, tuning condenser, new, boxed, 16/-, post 2/6; distant reading thermometers, 3ft capillary, chrome, £1 ea., post 1/6.
DEF receivers, type 1392, 100-150mc/s, 5 EF54, 2 GQT, 3 EF39, 6J5, 6J7, 2 VR92, used, damaged 1A meters, bargain while they last at only 75/-, post 9/6.
WAVE meters, 155 to 220mc/s, mains input tapped 200v to 250v, 50cps, and filtered, 6X5, EC52, Y65, EB34, SP61, EA50, osc. output to front panel, housed in strong copper-lined smart case, with calibration charts; 52/6; post 5/-.
HEADSETS, brand new, boxed, C.L.R., low res, with cord and plug; 7/6; post 1/6.
SLOW motion drives, 36 to 1, anti-backlash gears, 190° or 360°, 4/6 ea.; post 6d.
VHF strips, 160 to 220mc/s, tunable, 2 RF stages EF54s, oscillator P61, mixer EA50. If output variable on slugs 12 to 60mc/s.
AVO meter cases, Avo Minor 5/-, 40 and 7 1/6 ea.
CST type 5FP7; 15/-; post 2/6.
TOGGLE switches, 2 pole on off, 6amp 250v, long dolly, single hole fixing, 2/6 ea.; ditto, DP c/o 3amp, 3/6; small Bakelite toggles, SP c/o, 1/- ea.
JONES plugs, 6-way male and female, 12-way female, both new with covers, black crackle; 2/3 each; post 6d.
MINIATURE potentiometers, 50Ω and 500Ω, W.W., with spindle; 1/6 ea.; post 6d.
PRE-AMPLIFIERS, in all neat case, 6SL7, 2B7, relay, mike and output transformers, etc., new with manual, 10/6; 2/- post.
VIDEO amplifiers, 1 valve, type AI-60, res. condensers, coax and miniature 4-pin plugs and sockets; 7/6 ea.
SMALL indicator units, type 277, 1 1/2 in tube type CV522, 4v heater, 800v max anode, 4 EF50, in neat black case; 35/- ea.; post 3/6.
AMPLIFIER units, type 165, contains mike, output and 2 intervalve transformers, res. conds, 5 Octal bases, etc., 5/- each, post 1/9; ditto with 3 TCC metal condensers, 7/-, post 1/9.
BATES SURPLUS STORE, 49, Ivy St., Birkenhead. By main Mersey Tunnel entrance. [7415]
SOUTHERN RADIO SUPPLY, Ltd., 11, Little Newport St., London, W.C.2. See our displayed advertisement page 180.
UNUSED transformers, all 250v input.—Secondary, 5.000v 1a, £47; 10v 18a, £5/5; 4v 15a, 2x4v 7.5a, £6/10; 100v 100ma, £1/5; 3.500v 1a, £30; 4v 15a, 2x4v 7.5a, £5; 10v 36a, £5; 2 filament transformers, 6v 6a, 10v each.
SMOOTHING chokes.—9h 1a, £7/10; 10h 1a, £15.
UNUSED valves.—4 Ediswan ES 1001 power triodes, £34 each; 8 Ediswan rectifiers ESU 150, £2/7 each.—Box 2338. [7451]
MAGSLIPS at low prices, fully guaranteed, M 3 in Resolver No. 5 (AP 10861), 50v, 50cps, unused each in tin, 35/-, post 2/1; large stocks of these and other types.—P. B. Crawshaw, 94 Pixmore Way, Letchworth, Herts. Tel. 1851. [0087]
NEW stock clearance, assorted lots, carbon resistors, 12/-, 100; silver micas, 15/-, 100; ceramics, 17/6, 100; tag strips, (3W to 14W), 16/6 100; Erie 25 & 40watt droppers, 9/-, dozen, plus postage; c.w.o. or c.o.d.; lists other lines free.—A.W.F., 10, Sackville St., Bradford, 1. [0131]

A WALKIE-TALKIE SET

No. 38, Mk. II.



RIGHT IN PRICE AND SIZE—9 x 6 x 3 1/4 in.

Ideal for search parties, fire brigades, civil defence, building contractors, etc. Range approximately 5 miles, 7.4-9 mc/s. Brand new condition. Complete with 5 valves, headphones, throat mic, junction box, aerials, harness, signal satchel, and instruction card with illustrations. Operated from dry batteries, H.T. 120/100 v., and L.T. 3 v. (not supplied). Price £4/12/6 each, p. & p. 7/6. Price in stations of 4, £16, p. & p. extra.



EX G.P.O. ELECTRO MAGNETIC COUNTERS, 5 x 1 1/2 x 1 1/4 in. 4 figures, various voltages D.C. 3/8 v. 18/24 v. 100/110 v. 200/230 v. D.C. 5/- each. 12 v. 7/6 each, p. & p. 1/6.

INTERCOMMUNICATION HAND SETS, self-energised, similar to G.P.O. type, no electricity or batteries required, connect with 2-way bell wire, clear range of several hundred yards. Brand new, 32/6 per pair, p. & p. 2/-. **HIGH SPEED RELAY**, 2 bobbins 1,000 ohms each, 5/6, p. & p. 1/-. **U.S. HIGH SPEED RELAY**, 300 ohms coil 2.05 v adjustable contacts, 5/-, p. & p. 1/3.

HEADPHONES M/G. complete, 9/6 per set, p. & p. 1/6.

HEADPHONES CLR. complete, 7/- per set, p. & p. 1/6.

HEADPHONES BAL. ARMATURE 9/- per set, p. & p. 1/6.

EX U.S. AERIAL, 9ft. spring loaded and fully collapsible complete with cords and guys. Ideal as aerial or fishing rod, brand new, 10/6, p. & p. 2/-.

BROADCASTER

Suitable for talking over your own radio, from room to room, by connecting to your radio or gram. Easy to fix, 2 miles make 2 station house- phone in your own home. 12/6, p. & p. 1/9.



M/C METER, 0-15 and 0-800 v. D.C. 2in. flush mounting ex. equip- ment, 8/6, p. & p. 1/8.

METER, 2 1/2in., 0-1 amp., projecting type thermo-couple, new and boxed, 6/6, p. & p. 1/3.

U.S. MIDGET MOTORS, 2 x 1 1/4in. Will operate from 6 v. to 24 v. D.C. 12/6 each, p. & p. 1/6.

DITTO. Will operate from 9 v. to 28 v. D.C., 12/6 each, p. & p. 1/6. (Also reversible types as above, 13/6 each, plus p. & p. 1/6.)

MIC. TRANSFORMER, 2/6, p. & p. 9d.

VIBRATORS, 12 v. 4-pin Malloy type G.629C, 5/-, p. & p. 9d.

U.S. REFLECTOR AERIAL. Omnidirectional antenna, umbrella type. Ideal for transmitting and receiving. Meas. when opened, approx. 4ft. x 3ft., 4/6 each, p. & p. 1/6.

ACCUMULATOR CUT-OUT, 12 or 24 v. 60 a., ex-R.A.F., 10/6 each, p. & p. 1/6.

ACCUMULATOR CUT-OUT, 27 v. Max. discharge 7 amp., 7/6, p. & p. 1/6.

Special prices for bulk quantities.
Stockists of W/S No. 19 and spares.
TERMS C.W.O.

FOR CALLERS ONLY: A selection of VFM, HF/AM and Ultra Short Wave Signal Generators, various frequencies; also valve voltmeters, etc., at real bargain prices.

We specialise in Telephone and Z.A. Equipment and spare parts used by Govt. Depts. and the Services. Trade and manufacturers enquiries invited.

FINSBURY TRADING CO.

12 STOKE NEWINGTON HIGH ST.,
LONDON, N.16

Tel.: CLissold 7342

NEW GRAMOPHONE AND SOUND EQUIPMENT

GLASGOW—Recorders bought, sold, ex- changed, cameras, etc., exchanged for rec- orders or vice versa.—Victor Morris, 406, Argyle St., Glasgow, C.2. [0201]

CINE-VOX disc recording mechanisms for L.P. or standard operation from 30gns.- 56gns.; also complete tape/disc or direct chan- nels from 50gns-112gns.

DEONSTRATIONS can be arranged in Lon- don.—For full details, write to K.T.S. Ltd., "Coplow," Park Rd., Braunton, N. Devon. Callers by appointment only. [0210]

SPECIAL tape offer at great saving! 1,200ft of plastic recording tape on 7in reels, listed 35/-, our price 22/6, p. & p. 1/6; also 850ft (long play) plastic tape on 5in reels, listed 28/-, our price 19/6, p. and p. 1/6. **PHOTO OPTIX** (LONDON), Ltd., 73, Praed St., London, W.2. Pad. 2891. [7355]

TRUE Hi-fidelity: have you heard Vortexion (tape recording equipment in use with the latest Wharfedale and Godman's Hi-Fi speakers? Why not arrange a personal demon- stration, when we can give you our undivided attention and help you with your Hi-Fi prob- lems? Write or phone for appointment. **GRIFFITHS HANSEN (RECORDINGS), Ltd.**, 32-3, Gosfield St., Langham St., W.1. Mus. 2771/0642. [0293]

TAPE Recorders, Ferrograph, 76gns; Reflecto- graph, £67; Brenell, 48 gns; tape decks. Wearle, Collaro, Truvox; microphones, Resto. S.T.C. Acos; amplifiers. Leak, 27gns; Quad, £42; hire purchase facilities available; high fidelity tape to disc service.—**Lambda Record Co.**, 4, Kimberley Ave., Liverpool, 23. [6884]

In accordance with our policy of only supply- ing the best, we are happy to announce that we are now accepting orders for the Quad Electrostatic Loudspeaker, in our opinion one of the most outstanding advances in Hi-Fi Fidelity so far. Price £52. All top grade Hi-Fi and Recording Equipment supplied. Leaflet on request.—

LAMBDA RECORD COMPANY, 4, Kimber- ley Ave., Liverpool, 23. Tel. Great Crosby 4012 [7491]

TAPE recorders for home and industry; Brenell, 53gns; Ferrograph recorders, from 79gns; Leavers-Rich, from £450 according to specification, standard and L.P. tapes, mics, in- cluding the new Cadenza; speakers, tuners, etc.; tape/disk and complete recording service; get the benefit of years of practical experience from "Eroica" Sound Recording Services (1949), 31, Peel St., Eccles, Manchester, E.16, 1624. Director: Thurlow Smith, A.R.M.C.M. [0122]

GRAMOPHONE AND SOUND EQUIPMENT—SURPLUS AND SECONDHAND

2 ANH (15 and 7 1/2) Ferrograph, ex. cond.; £75, accessories extra (London).—Box 1353 [0194]

GRUNDIG TK819 tape recorder, faultless, complete with 4,000ft tape, Ribbon micro- phone; £55 o.n.o.—St. Albans 57864 evenings. [7355]

RECORDING tape, 1,200ft P.V.C., 7in reels. Leading makers, cancelled export; listed 35/-; only 22/6, guaranteed; p.p. 1/-.—Radio Vision, 4, Praed St., W.2. [7422]

WANTED. EXCHANGE. ETC.
WANTED, Type 877 Televet.—Put. 7530. [7419]

CONVERT to cash. We buy surplus: new valves, components, meters, etc.—R.H.S., 155, Swan Arcade, Bradford.1. [0190]

VALVES (new), tape recorders, test equip- ment, etc.—Skan Willets, 43, Spn Lane, West Bromwich, Staffs. Tel. Wes. 2592. [7079]

WANTED HRO coils, Rx's, etc., A.R.88s. BS348s, S27s, etc.—Details to R. T. & I. Service, 254, Grove Green Rd., London, E.11. Ley. 4986. [0163]

LEE ELECTRONICS.—For all leading makes of high-fidelity equipment, tape recorders, tuners, amplifiers, speaker enclosures; bought, sold, exchanged.—400, Edgware Rd., Pad. 5-21. [7283]

URGENTLY required, scrap platinum wire, contacts, etc., spot cash for any quantity; £25 per oz troy.—The Scientific Metal Co., 50, Old Brompton Rd., London, S.W.7. Tel. Kni. 2534. [7446]

CASH on the spot for second-hand tape recorders, amplifiers and Hi-Fi equipment, top prices paid.—Sound Tape Vision (Dept. W.W.) 71, Praed St., London, W.2. Paddington 2807. [0214]

URGENTLY wanted, manuals or instruction books, data, etc. on American or British Army, Navy or Air Force radio and electrical equipment.—Harris, 93, Wardour St., W.1. Gerrard 2504. [7452]

WANTED, BC610 Hallicrafters, E.T.4336 transmitters, BC312 receivers, BC221 frequency meters and spare parts for all above; best cash prices.—P.C.A. Radio, Beaver Lane, Hammersmith, W.6. [0079]

TAPE recorder components, motors, recording heads and assemblies wanted by New York importer.—Please f.o.b. prices and specs. to Layton Randall Engineers, 141 E. 44th St., New York 17, N.Y., U.S.A. [7446]

Armstrong

QUALITY RADIOGRAM CHASSIS


MODEL AF 105 £37



AM and FM Tuners and High Fidelity Amplifier on one compact chassis

- 10 valves. ● 10 watts push-pull amplifier with negative feed-back.
- FM Long, Medium and two Short wavebands.
- Frequency Range: 15-35,000 c.p.s. ± 1 dB.
- Independent and Continuously variable Bass and Treble Controls with visual setting indicators.
- Magic Eye Tuning.

MODEL PB 409 28 GNS



- 9 Valves. ● 6 watts push-pull output.
- Full VHF band (88-108 Mc/s) Plus Long, Medium and Short bands.
- Frequency Response within 2 dB 20-20,000 c.p.s. at 4 watts (double normal room volume).
- Independent Bass and Treble Controls.
- Quick-action "Piano Key" selectors.
- Magic Eye Tuning.

We shall be glad to give you a demonstration of these and other models in our range at our Warlters Road showrooms (open 9-6 p.m. Weekdays and Saturday). If you are unable to visit us please write for descriptive literature mentioning **WIRELESS WORLD.**

HIRE PURCHASE AND CREDIT facilities are available.

GUARANTEE: All our models are sold under full and unconditional money-back guarantee of satisfaction.

FREE TRIAL IN YOUR OWN HOME.

Your money will be returned if for any reason you are not satisfied after 7 days' trial.

ARMSTRONG WIRELESS & CO. LTD.
TELEVISION

Warlters Road, London, N.7

Telephone: NORth 3213

I WAS VERY THANKFUL TO GET HOME TO MY DUODE

"I heard every loudspeaker at the show and though some were very good none were so natural as my own"

That opinion came to us from a recent buyer of a new Duode 12B-C, who tried it at home first, then decided to keep it—as, indeed, do nearly all who use our home test plan—and is now as happy as the many, many other people who enjoy Duode quality.

For clean true strings, brazen brass, husky wood-wind, deep hard drums—in fact, REAL Sound, you also need a Duode 12B-C Unit.

Write for details to our temporary new postal address in London.

DUODE LTD.

c/o The Gramophone,
11 Greek Street, London, W.1

WANTED, EXCHANGE, ETC.
WANTED, good quality communication RYS tape recorders, test equipment, domestic radios, record players, amplifiers, valves, components, etc., estd. 18 years.—Call, send or phone Ger. 4638, Miller's Radio, 38a, Newport Court, Leicester Sq., W.C.2. [7074]

VALVES WANTED
ALL types of valves British or American, transmitting and receiving, keenest prices paid. What have you offer?—Write or call Lowe Bros., 5a, Diana Place, Euston Rd., N.W.1. [6985]

CABINETS
CABINETS, radiogram and television, 25 models.—157, Bromsgrove St., B'ham, Mid. 1054. [7140]

REPAIRS AND SERVICE
MAINS transformers rewound, new transformers to any specification. MOTOR rewinds and complete overhauls; first-class workmanship; fully guaranteed. F.M. ELECTRIC Co., Ltd., Pottery Bldgs., Warser Gate, Nottingham, Est. 1917. Tel. 47898. [0115]

RADIO AND TV repairs to trade; your components.—Box 2144. [7414]

REWINDS, all types of transformers rewound as original or new types supplied to your specification. MANUFACTURERS of the "Meltronic Series" quality transformers and chokes. MELTON ELECTRONICS, LTD., 42, Towngate St., Poole, Dorset. Tel. Poole 2044-5 [7343]

USE Jefco coil wind, cheapest machine on the market.—Details, 170, London Rd., Southend-on-Sea. [0174]

MAINS transformers, E.H.T.s, chokes, field coils, etc., promptly and efficiently rewound or manufactured to any specification; 12 months' guarantee.

LADBROKE REWIND SERVICE, Ltd., 320a, Harrow Rd., London, N.W.10. Tel. Ladbroke 0914. [0222]

WE have in stock 1,000s and 1,000s of service sheets for sale or hire; these are the actual ones used by the trade; please send s.a.e. with enquiries.—M. Foy, 6, Wykebeck Gardens, Leeds, 9. [7208]

D. C. BOUTLON for repairs to any loudspeaker; specialists on heavy and P.A. types; cone assemblies, field coils, repair accessories, pressure units, microphones; transformers rewound and to specifications; motor rewinds.—134, Thornton Rd., Bradford, 1. Tel. 22838. [0171]

TRANSFORMERS built to specification up to 10,000VA, singly or quantities, guaranteed 2 years, quick delivery, G.R.T. isolating boost transformers in stock, transformers, chokes, solenoid coils, etc., rewound.—Nottingham Transformer Services, 179, Wollaton St., Nottm. Tel. 41992. [7433]

PAINTS, CELLULOSE, ETC.
PAUL, recognised for many years as the unique one-coat black crackle-finish, brush applied, no baking; available by post in 1/8th pint cans at 5/6 from: G. A. Miller, 255, Nether St., London, N.3. [0260]

MISCELLANEOUS
TAPE to disc, Queensway Recording Studios, 123, Queensway, W.2, Bay. 4992. Recorders serviced and for hire. [7421]

THE world's best journals on sound recording are now available from Sound News, 59, Bryanston St., W.1, s.a.e., please. [0230]

HAVE your tape recordings transferred to discs; quick service.—Supertone Radio, 29, King St., W.3. Acorn 2594. [0196]

ALUMINIUM soldering with ordinary cored solder, simple method, 2/9. Williams, 134, London Rd., Kingston-on-Thames, [7969]

VALVE cartons, miniatures 10/6, "GTs" 12/-, "Gs" 14/- per 100, plus 2/- p. & p.; lists free.—R.H.S., 155, Swan Arcade, Bradford, 1. [0915]

RENDEZVOUS RECORDS offer comprehensive 78/LP tape to disc recording facilities.—Leaflet from 19, Blackfriars St., Manchester, 3. [7402]

PURCHASE in December all you need for sound reproduction and save through our Christmas club; s.a.e.—Sound News, 59, Bryanston St., W.1. [0229]

METALWORK, all types cabinets, chassis, racks, etc., to your own specification, capacity available for small milling and capstan work up to 1in bar. PHILPOT'S METAL WORKS, Ltd., Chapman St., Loughborough [0208]

TAPE to disc recording.—L.P. (30 mins.), 27/6; 78s, 13/6; 48-hour service; s.a.e. leaflet.—Marsh, Little Place, Moss Delph Lane, Aughton, Ormskirk, Lancs. Aug. 3102. [7369]

HEAVY duty auto-transformers (ZA22917) input and output 100/120V, 150/170V, 200/250V, 40/60 cycles, 500 watts approx., all brand new in makers' boxes, 49/6, part cost packing and carriage 7/6. Brand new electric motors. 1/6th h.p., standard 1/2in shaft, continuous 1,400rpm, rating made by Hoover, Compton Parkinson, etc. 120-125 volt a.c. 50-cycle single-phase, or 110-120V a.c. 50-cycle single-phase, 59/6; 220-230V d.c., 55/-; 200-220V a.c. single-phase 79/6; part cost packing and carriage 7/6 in each case. WALTON'S WIRELESS STORES, 48, Stafford St., Wolverhampton. [0145]

SOUTHERN RADIO'S WIRELESS BARGAINS

TRANSRECEIVERS. Type "38" (Walkie Talkie) complete with 5 valves, etc. New condition untested by us but serviceable, no guarantee, 22/6 each.

ATTACHMENTS for Type "38" Transreceivers. ALL BRAND NEW: Headphones 15/6; Throat Microphones 4/6; Junction Boxes 2/6; Aerials, No. 1 2/6, No. 2 5/-; Webbing 4/-; Haversacks 5/-; Valves—A.R.P.12 4/6, A.T.P.4 3/6; Set of FIVE VALVES 19/- the set.

TRANSRECEIVERS. Type "18" Mark III. Two Units (Receiver and Sender). Six Valves, Microammeter etc. in Metal Case. Untested, without guarantee but COMPLETE £2/18/6

ATTACHMENTS for "18" Transreceivers. ALL BRAND NEW. Headphones 15/6; Hand Microphone 12/6; Aerials 5/-; Set of 6 Valves 30/-; RECEIVERS R.109. S.W. Receiver in Case, eight valves. Speaker and 6-v. vib. Pack. Untested, no guarantee but COMPLETE £2/18/6.

RESISTANCES. 100 Assorted useful values. New wire end 12/6.

CONDENSERS. 100Ad. Mica; Tubular; etc. 15/-; BOMBSIGHT COMPUTERS. Ex-R.A.F. NEW. Hundreds of Components, Gears, etc. Ideal for Experimenters £3.

LUBFRA HOLE CUTTERS. Adjustable 1/2in. to 3/4in. For Metal, Plastic, etc. 7/-.

QUARTZ CRYSTALS. Types F.T.241 and F.T.243. 2-Pin. 1/2in. Spacing. Frequencies between 5,675 kcs. and 8,650 Kcs. (F.T.243). 20Mcs. and 38.8 Mcs. (F.T.241. 54th Harmonic) 4/- each. ALL BRAND NEW. TWELVE ASSORTED CRYSTALS 45/-. Holders for both types 1/- each. Customers ordering 12 crystals can be supplied with lists of Frequencies available for their choice.

MORSE TAPPERS. Standard type 3/6; Extra Heavy on Base 5/6; Midget 2/9.

TRANSPARENT MAP CASES. Plastic 14in. x 10 1/2in. Ideal for Maps, Display, etc. 5/6.

DINGHY AERIALS. Ex-U.S.A. Reflector Type 4/6.

STAR IDENTIFIERS. Type 1 A-N Covers both Hemispheres 5/6.

CONTACTOR TIME SWITCHES. 2 Impulses per sec. in case 11/6.


Post or carr. extra. Full list Radio Books, etc., 3d. SOUTHERN RADIO SUPPLY LTD. 11 LITTLE NEWPORT STREET, LONDON, W.C.2. GERrard 6653.

FM and HI-FI COMPONENTS

in stock for the
WIRELESS FOLD FM TUNER UNIT circuits 1s. 6d.
DENCO FM TUNER " 2s. 0d.
RADIO CONSTRUCTOR FM " 2s. 0d.
MULLARD AMPLIFIERS " 3s. 6d.
G.E.C. 912 PLUS AMPLIFIERS " 4s. 0d.
G.E.C. FM PLUS TUNER " 2s. 6d.

Separate price lists on request to
J. T. FILMER 82, DARTFORD ROAD, DARTFORD, KENT.
Tel.: Dartford 4057

QUARTZ CRYSTAL UNITS



The type B7 unit is mounted in the standard B7G valve envelope and is hermetically sealed and fully evacuated.

Available for the frequency ranges from 100 kc/s to 500 kc/s and from 3 Mc/s to 16 Mc/s. Gold electrodes applied by cathodic sputtering give permanence of calibration. Normal adjustment accuracy 0.01%. Max. adjustment accuracy 0.003%.

Early delivery can be given of some frequencies, and we will be pleased to quote for your specific requirements.

THE QUARTZ CRYSTAL Co. Ltd.
63-71, Kingston Road,
NEW MALDEN, SURREY.
Telephone: MALden 0334 Cables, etc. QUARTZCO NEW MALDEN

LEEVEERS RICH
MAGNETIC RECORDERS
for
AUDIO, INDUSTRIAL & SCIENTIFIC APPLICATIONS
LEEVEERS-RICH EQUIPMENT LTD.
78B Hampstead Rd., London, N.W.1. EUSton 1481

"DIPLOMA" HEADPHONES

Lightweight High Resistance (4,000 ohms). Complete with cord. 17/6
Ideal for CRYSTAL SETS
The 'TYANA' Standard Soldering Iron

- Adjustable Bit.
- Weight approx. 4 oz.
- Heating time 3 min.
- 40 Watt economy Consumption.
- Standard Voltage Ranges.

16/9
Replacement Elements and Bits always available

KENROY LIMITED
152/297 UPPER ST., ISLINGTON, LONDON, N.1
Telephone: CANonbury 4905-4663

(M.O.S. Release)
SPECIAL OFFER OF
DYNAMO EXPLORER Mk II

For detonating explosive charges. A must for mining, demolition, road building and construction operations. May also be adapted as photo-flash generator. Operated by hand generator giving 1,800 volts d.c. across o/p. terminals. In hide leather case. Our Price **£3.19.6 each.** (Usual price 17 gns.)



P. & P. 5/-

AERIAL MASTS
 R.A.F. TYPE 50
36ft. HIGH


Kits comprise—9 2in. dia. Tubular Steel (Copper Plated) Sections of 4ft. length, top-section and base, Pickets, Guys and Fittings.
 YOU can purchase this normally expensive MAST for a fraction of its cost, i.e., **£8.10.0 ONLY** (Carr. 15/6)
 Please add £1 for (returnable) wooden carrying case.
 The MAST is particularly suitable to take aerials for Tx., Rx., F.M. and T.V. (especially COMMERCIAL), and has many other uses. Extra 4ft. sections can be supplied at 11/6 per section.



U.S.A. 45ft. AERIAL MAST (10 sections 4ft. fin. x 2in., guys etc.) This entirely new and complete set in canvas carrying bag **£15/10/-** each, carr. 17/6 or 2 sets with additional low and high frequency antenna **£30 pair.** Carr. extra.

ARMY TYPE 32FT. MASTS similar to above but 10 in. screw-sections, suitable for permanent lightweight installation. Kit in canvas bag, **£5/10/-**, carriage 12/6.

TELEPHONE SETS
 IN ATTRACTIVE BAKELITE CASE
BRAND NEW EX-GOVT. "F" TYPE
 Ideal between 2 or more positions up to five miles. STORE FACTORY AND OFFICE; BUILDINGS; GARDEN SHED and HOUSE. 2 sets in individual carrying cases, complete with long life batteries, bells, ringer and 100ft. telephone cable.
£7.10.0 per pair
 Carr. (G.B.) 9/6



D3 STRANDED TELEPHONE CABLE, NEW, 1 mile drum, 85/-, carr. 17/6

TRUVOX and TANNON LOUD HAILERS EX-GOVT.
 Impedance 74Ω
 Handling cap. 8 watts price 25/-, post 3/6, 45/- pair carr. paid.



TELEPRINTER EQUIPMENT—Brand New Creed Automatic Transmitter No. 654/N. Rect. Units 26B. I-P 110/230 v. O-P, 80+80 v. Telegraph Relays 299 AN. Creed Keyboard 7M. 3 Bank 5 Unit with answer-back unit. 7B Carriage Unit, stand. friction feed 51813. Also comprehensive range of spares.

Quantity and Export enquiries are invited for all above items, also other Electronic Component parts.

HATTER & DAVIS (RELAYS) LTD.
 26, KENSAL ROAD, LONDON, W.10 LADbroke 0666

MISCELLANEOUS
 USE Britain's oldest full-time tape/disc transfer service for LPs and Mark 78s (still 1952 rates).—Sound News Productions, 59, Bryanston St., London. W.1. Amb. 0091. [0192]

NOTICES
BRITISH SOUND RECORDING ASSOCIATION Details of membership open to the professional sound recording engineer and all others interested in recording high quality reproduction and other branches of audio engineering, together with details of the London lecture programme and the Manchester, Portsmouth and Cardiff Centres, may be obtained from the Hon. Membership Secretary, H. J. Houlgate, A.M.I.E.E., 12, Strongbow Rd., Eltham. S.E.9. [0031]

AGENTS WANTED
 AGENTS calling on radio dealers, generous commission to live wires.—A.W.F., 10, Sackville St., Bradford. 1. [0130]

BUSINESS AND PROPERTY
CROYDON.
 MODERN single-storey factory with two-floor office block; floor space 13,000 sq ft; good vehicular access; all services; details from Joint Sole Agents: ALFRED Savill & Sons, 63, Lincoln's Inn Fields, London, W.C.2 (Tel. Holborn 8544), and HENRY Butcher & Co., 73, Chancery Lane, London, W.C.2 (Tel. Holborn 8411). [7481]

BUSINESS OPPORTUNITIES
 EXPORT opportunities, Union of South Africa.—Export agent now planning another personal tour desires contact manufacturers, etc., of radios, tape recorders, appliances, etc., wishing develop that market.—Box 2056. [7406]

WELL-KNOWN firm of precision engineers and instrument makers (London area) are desirous of entering into a licence agreement or purchasing outright, patents relating to electrical and/or mechanical devices of a precision instrument character, or of a consumer goods nature; adequate capital and production facilities are available to develop, produce and market suitable devices.—Communications should be addressed, in the first instance, to Box 7247. [7145]

WORK WANTED
 CIRCUITS, etc., drawn traced for reduction/reproduction, up to Imperial sizes approx., quick, neat.—Box 2692. [7497]

PTEF (Fluon) machining, other capacity available.—Bel Marlborough Yard, London, N.19. Tel. Archway 5078. [0187]

ALL aspects technical publications work A quickly and competently executed by experienced staff; estimates free.—Box 2691. [7498]

CAPACITY AVAILABLE
 CAPACITY available for sub-assembly work, electronic or mechanical, large or small runs.—Box 2163. [7417]

CHASSIS work, instrument cases, embossed panels, in all usual metals. Special groundboards in S.R.E.P., etc. Long or short runs. Precision work at keen prices. Extensive range of stock tools for radio and electronics industry; special tooling at favourable rates.—Metalwork Dept., Unitelex (London), Ltd., Pannell St., London, S.E.14. Tideway 5842. [0200]

SITUATIONS VACANT
 SENIOR Engineer.

A SENIOR Engineer/Mathematician is required at the Feltham laboratories of the company to lead a section of some 12-15 people engaged on the design of experiments and analysis of their results. The field of work is that of applied radio, but ability and experience in the assessment field are more important than a knowledge of electronics. An honours degree is a necessary qualification. Please apply, with full details to the Personnel Department, E.M.I. Electronics, Ltd., Engineering Development Division, Hayes, Middx. Please quote Reference Number EL/B.15. [7489]

STUDY Group Leader.

A SENIOR Physicist or Mathematician is required at the Feltham laboratories of the company to lead a study group in the field of applied radio research. Varied scientific experience and ability in fundamental studies are more important than a knowledge of the radio field. Candidates should have a good honours degree or Ph.D. and will be expected to show evidence of successful effort in some research project.—Please apply in the first instance to the Personnel Department, E.M.I. Electronics, Ltd., Engineering Development Division, Hayes, Middx. Quote Reference Number EL/B.6 [7488]

ELECTRONIC engineers.

INTERESTING development work in a lively and expanding organization is offered to electronic engineers who would like to live in the Isle of Wight (assistance with accommodation is available). THE field of operations includes rocket development, radar and pulse techniques and general instrumentation.

APPLICATIONS, giving details of experience, qualifications, age and salary and quoting Reference WW/68, should be addressed to the Personnel Officer, Saunders-Roe, Ltd., East Cowes, Isle of Wight. [7503]

RADIO Engineer with A.R.M.E. A licence.—Apply, Chief Radio Engineer, Dan-Air Engineering, Ltd., Lasham Airfield, nr. Alton, Hants. [7466]

Smith's
 of
EDGWARE ROAD

ELECTRONIC COMPONENTS DISTRIBUTORS FOR OVER 25 YEARS

Same popular lines:
FOUR-SIDED BLANK CHASSIS
 Made in our own works from commercial quality half-hard aluminium of 16 s.w.g. thickness these chassis will carry components of considerable weight and normally require no corner strengthening. We are now able to supply same day any size of chassis in 1in. steps up to 18in., depths 1", 1.1", 1.1", 1.1", 2", 2.1", 2.1", 2.1", 3", at the following rates:—
 48 sq. in. 1/4; 176 sq. in. 8/-; 304 sq. in. 12/-
 80 sq. in. 5/-; 208 sq. in. 9/-; 336 sq. in. 13/-
 112 sq. in. 6/-; 240 sq. in. 10/-; 368 sq. in. 14/-
 144 sq. in. 7/-; 272 sq. in. 11/- and pro rata.
 Post 1/3 Post 1/6 Post 1/3
 (Length plus twice depth x width plus twice depth.)
 1in. flanges on two sides (inside or outside) 1/6 extra. Soldered corners (new process) 2/- extra. Panels, any size up to 8ft. at 4/6 sq. ft. (sq. in x d.). Full particulars on request.

Close Tolerance Wax-protected Silver Mica CAPACITORS
 Values stock (pF):
 5 22 47 75 130 180 270 370 515 635 815 3000
 10 25 50 80 135 200 280 386 533 670 820 3300
 11 27 56 82 140 220 300 400 540 680 1000 3500
 13 28 60 100 145 225 316 410 556 705 1500 4000
 15 30 65 110 150 230 320 430 580 710 2000 4700
 18 33 68 120 160 245 340 470 670 750 2200 5000
 20 40 70 125 175 250 350 500 600 820 2500
 Tol: up to 33pF 1pF, over 33pF, 1 per cent.
 PRICES: 5-300 pF 9d.; 316-820pF 10d.; 1,000-3,500 pF 1/3; 3,000-5000pF 1/6.
 Special (limited number only), 0.1 mfd. 1%, 12/-
 *Surplus stocks of mica, paper and ceramic capacitors from 6d. each. [7145]

***DALY guaranteed ELECTROLYTICS**
 Full range from 1/6 ea.
***HIGH STABILITY RESISTORS.** "T.S.L." 1/2-watt 10% tol., 5-year guarantee. Full "preferred value" range, 12Ω to 10MΩ, 6d. each, 1% tol., 2/- each. ***SURPLUS STOCKS**, various makes:—

1/2 watt	5%	2%	1%
1 watt	7d.	10d.	1/3
1/2 watt	9d.	1/-	1/6
1 watt	10d.	1/3	1/6

***"ELECTROVOICE" guaranteed TRANSFORMERS AND CHOKES.** Individually tested. Fully shrouded. Used by leading laboratories. 66 types in stock. **WAFER SWITCHES** made to order. Quotations on request.

The COOPER-SMITH HIGH FIDELITY AMPLIFIER
 Model BPI Main Amplifier, £14/17/- Build-it-yourself, £12 12/- Mk. II Pre-amp. and Control Unit, £11/3/- Build-it-yourself, £8/3/-
DIRECT FROM MAKER TO USER
 A better 10 watt amplifier at lower cost. Send for illustrated details of this remarkable outfit or hear it in our demonstration room. Other Hi-Fi equipment includes Acoustical, Leak, Rogers, Lowther, Goodmans, Wharfedale, Lorenz, Philips, Connoisseur, Collaro, Garrard, Goldring.

AMERICAN RELAYS, brand new:—
 50Ω coil, 3,000 size, 2-make, 2/6; 4-make, 3/6.
VISUAL INDICATORS, type 3 (100/4) containing two micro-amp movements. Brand new, 6/6 each. With neon lamps (two), 9/6.
MANSBRIDGE CAPACITORS, 200 V. D.C. wkg. Suitable for crossover units, etc. 5 mF, 4d. each; 1 mF, 6d. each; 2mF, 6d. each; 4 mF, 9d. each. *Over 60 other types from 6d.
POWERFUL 24 V. D.C. MOTORS, 2in. square, 4 mm. spindle. Will work on A.C., 6/6.
LIGHTWEIGHT HEADPHONES, 2,000Ω 12/6 pr. 4,000Ω 17/6 pr.
AMERICAN 21-way PLUGS AND SOCKETS with cover, 7/6 pr. **AMPHENOL**, 4-pin, one hole fixing (13/16in.), retaining screw, chromium plated, 5/-.
INSTRUMENT HANDLES, chromium plated 7 1/4 x 1 1/2in., 3/6 pr.

High-Grade Meters
 By LEADING MANUFACTURER
 Flush mounting, 3 1/2in. dia. (less flange), 3in. scale.
DC MOVING COIL
 100 microamps FSD, resistance 750Ω Calibrations —0-20mA, 0-3kV, 0-5kV, 0-2 mA/0-250V, 5-0-5/0-10, 0-5mA/0-1kV., 65/-
 0-100 milliamps res. 0.75Ω, 50/-
 0-500 volts, res. 500Ω (1k. PV), 95/-
 0-1,000 volts, res. 20m.Ω (20k. PV), 95/-
AC MOVING IRON
 0-300 volts with external res., 50/-
 5 amps, FSD, scale 0-50, 50/-
 All the above are brand new and tested.

Please add approx. cost of postage. *Lists available

H. L. SMITH & CO. LTD
 287/289 EDGWARE ROAD, LONDON, W.2
 Telephone Paddington 5891

SOLDERING ?



for 25 years
the best

25 watt Instrument Model

A model for every purpose

Leaflets on request from :

W. T. HENLEY'S TELEGRAPH
WORKS CO. LTD.
51-53 Hatton Garden,
London, E.C.1
Tel: CHAncery 6822

COVENTRY RADIO COMPONENT SPECIALISTS SINCE 1925

We have now trebled the size of our premises in order to supply a larger range of Components, Amplifiers and Hi-Fi Equipment.

Send your enquiries to:
189-191, DUNSTABLE ROAD,
LUTON, BEDS.
New Telephone No. :—LUTON 7388-9

ENGINEERS!

Whatever your age or experience, you must read "ENGINEERING OPPORTUNITIES." Full details of the easiest way to pass A.M.I.Mech.E., A.M.I.C.E., C. & G. (Electrical, etc.), General Cert., etc., on "NO PASS—NO FEE" terms and details of Courses in all branches of Engineering—Mechanical, Electrical, Civil, Auto, Aero, Radio, etc., Building, etc. If you're earning less than £15 a week, tell us what interests you and write for your copy of "ENGINEERING OPPORTUNITIES" today—FREE.

B.I.E.T.
387 College House, 23-31, Wright's Lane, London, W.5.
BRITISH INSTITUTE OF ENGINEERING TECHNOLOGY

SITUATIONS VACANT UNIVERSITY OF Cambridge.

A SENIOR Assistant in Research is required in the Department of Physics. The duties will be to pursue research in Meteorological Physics and to assist in the direction of the work of research students in this field. The appointment will be subject to the Statutes and Ordinances of the University and will be for three years in the first instance. The pensionable stipend, which is at present under review, is £750 a year rising by annual increments of £50 to £1,050 a year. FURTHER details may be obtained from Dr. F. B. Kipping, University Chemical Laboratory, Lensfield Road, Cambridge. Applications close on November 20, 1957. [7460]

UNIVERSITY OF SOUTHAMPTON.
ELECTRONIC Engineer required for the maintenance of a Ferranti Pegasus Computer and for the design and construction of analogue equipment; previous experience of Computers is desirable but not essential since training will be given; salary in range £750-£850 according to qualifications and experience; pension scheme.—Further particulars from the Secretary and Registrar, to whom applications giving age, details of experience and qualifications and the names of two referees should be sent not later than December 14, 1957. [7467]

MULTI-CHANNEL TELEPHONE RELAYS.
TELEMETER equipment, COMMUNICATION receivers and transmitters, NAVIGATIONAL aids, Aerial systems, SPECIAL-PURPOSE television equipment, COMPONENTS and processes. THE above are typical of the work currently in hand at the Electronics Laboratories. Additional staff from junior assistants to senior engineers are required; ample opportunity of advancement exists for those willing to undertake responsibilities, the programme of work requiring the expansion of most sections. THE laboratories are located in a new town giving ready access to London and the surrounding countryside; excellent educational facilities are available nearby, and the firm's sports club together with local clubs and societies offers adequate recreational and social activity; security is enhanced by a pensions and life assurance scheme, and housing in the town is attractively planned. PLEASE write initially giving full details of experience, qualifications and age, to Personnel Department (E.45), Murphy Radio, Ltd., Welwyn Garden City, Herts. [7373]

APPLICATIONS are invited for pensionable posts as EXAMINERS in the PATENT Office TO undertake the official scientific, technical and legal work in connection with patent applications. AGE at least 21 and under 35 years on 1st January, 1957, with extension for regular Forces' service. CANDIDATES must have (or obtain in 1957) 1st or 2nd Class Honours in Physics, Organic or Inorganic Chemistry, Mechanical or Electrical Engineering or in Mathematics, or an equivalent qualification, or have achieved a professional qualification, e.g. A.M.I.C.E., A.M.I.Mech.E., A.M.I.E.E., A.R.I.C.; for a limited number of vacancies candidates with 1st or 2nd Class Honours degrees in other subjects—scientific or otherwise—will be considered; exceptionally candidates otherwise qualified by high professional attainments will be considered. STARTING pay for 5-day week of 42 hours in London between £655 and £1,120 (men) according to post-graduate (or equivalent) experience and National Service; maximum of scale £1,345; this salary scale is being increased by approximately 5 per cent; women's pay above £505 slightly lower but is being raised to reach equality with men's in 1961; good prospects of promotion to Senior Examiner rising to £2,000 (under review) and reasonable expectation of further promotion to Principal Examiner. APPLICATION form and further particulars from Civil Service Commission, Scientific Branch, 30, Old Burlington St., London, W.1 quoting S128/57 and stating date of birth. INTERVIEW Boards will sit at intervals, as required; early application is advised. [7411]

AEROPLANE and Armament Experimental Establishment, Boscombe Down, requires:—SKILLED men to serve as:— INSTRUMENT and electrical craftsmen, RADIO/RADAR and electronic craftsmen, for laboratory and aircraft installations work, AIRFRAME and engine fitters, for aircraft servicing and fitting of special equipment. INSTRUMENT makers and precision machinists. RATE of pay for 44-hour 5-day week 182/4 plus 10/- merit lead or 182/4 plus 38/- merit lead according to experience. Prospects of re-assessment of rate within three months, any increase back-dated to date of entry. Merit lead can rise to 70/- Two weeks (85 hours) paid annual leave. Paid sabbatical leave scheme APPLY, giving details of apprenticeship and experience, to Air Commodore (Civilian Administration Office (WW), A. & A.E.E., Boscombe Down, Amenbury, Wiltshire. [7506]

TELEVISION service engineers required, top rates of pay—bonus; permanent positions.—Apply in writing to MR. R. COLBY (Manager), Service Dept., Cossor Radio & Television, Ltd., 51, Calthorpe St., W.C.2. [7381]

LONDON CENTRAL RADIO STORES

CANADIAN 58 MARK I 5-VALVE SUPERHET RECEIVER. Frequency coverage 0 Mc/s to 3 Mc/s (30-33.3 metres) operates from battery or vibrator. Range up to five miles with telescopic antenna or greater with higher antenna. Sender master oscillator and power amplifier. Sensitivity 1 milliwatt output with input of 3 microvolts. £12/10/-

HIGH-SPEED ELECTRO-MAGNETIC COUNTERS. Ex-Govt. 0-9,999, 25/50 V. D.C. Size 4x1x1in. Single coil, 2,500Ω. 18/6. Twin coil, 1,000 and 1,000Ω. 23/6.

MILLIAMMETERS. 2in. dial. Reading 30-0-30 flush mounting. Ex-Govt. Not checked for accuracy. 7/6.

METAL RECTIFIERS. Ex-Govt., made by S.T.C. 250 v. 60 mA, size 5x1in. dia. Unused. 7/6.

WIREWOUND RESISTANCES. 160Ω 1 A. Overall size 10x1in. dia. Unused. 5/6.

ELECTRO MAGNETIC COUNTERS. Ex-G.P.O., every one perfect, 400 and 500 ohm coil, counting to 9,999, operated from 25 v.-50 v. D.C., 4 1/2in. long x 1 1/2 x 1 1/2in., many industrial and domestic applications. 5/6.

PUSH-BUTTON HAND CONTROLS. Complete with indicator lamp, heavy duty H.F. on/off switch, 8 yards 15 amp. 6-core cable and 6-pin Jones plug. 27/6.

3 OHM SPEAKERS. In good working order. 10in., 25/- 8in. P.M., 11/6.

MOVING COIL HAND MIKE. Type No. 7, 8/6.

VIBRATORS. Synchronous 6 v. 7-pin and 2 v. 7-pin, 7/6 each.

AVO UNIVERSAL TEST METERS. Reconditioned, as new. In perfect working order Model 40, £11/10/- Model Z, £10/10/-

VENNER 8-DAY CLOCKWORK TIME SWITCHES. 230 volt, 1 amp., 3 1/2 x 2 1/2 x 2 1/2in., 25/-

UNISELECTOR SWITCHES. Have many applications including automatic tuning, circuit selection, etc. Operation on 24-50 v. Full wire 4-bank, double coils. 32/6. Half wire 6-bank. 12/6.

2-VOLT VIBRATOR POWER PACKS. Output 200 volt 60 mA. Size 9x5x3 1/2in. £1/17/6.

5-INCH ALDIS LAMP REFLECTORS. Glass parabolic. 6/-

All prices include carriage.

23 LISLE ST. (GER. 2969) LONDON, W.C.2
Closed Thursday 1 p.m. Open all day Saturday

PORTABLE TEST PANEL

for workshop or students' use

Two separate moving coil meters for voltage, current and resistance measurement. In wooden case with metal front and test prods.

Ranges (AC & DC)
0-30mA
0-10v, 0-25v
0-500v
0-10,000 ohms
Size 8 1/2" x 5 1/2" x 2 1/2"
light and portable.

Cash £6 (inc. post/pkg.) or 30/- down and 5 monthly payments of £1 (Total Price £6.10.0)

Order now from:—
E. M. I. INSTITUTES, Dept. T.P.127, London, W.4

TELETRON SUPER INDUCTOR COILS

Ferrite Rod Aerials. Wound on high permeability Ferroxcube rod, Medium wave 8/9, Dual wave 12/9.

Type HAX Selective crystal diode coil for tape and quality amplifiers, MW 3/-, LW 3/6. Dual wave TRF Coils, matched pairs (as illustrated) 7/- pair. Type S.S.O. Supersonic Tape Osc. coil, provides 6.3 v 3 a. RF for pre-amp heater. Eliminates induced 50 c/s hum, 40/100 kc, 15/- ea. Transistor coils, etc. Available from leading stockists. Stamp for complete data and circuits.

THE TELETRON CO. LTD.,
266, Nightingale Rd., London, N.9. How 2527

THIS MONTH'S OFFERS



The LESDIX CRYSTAL SET

De-Luxe Table Model, as illustrated, in beautiful pastel shades of Pink, Green, Orange and Yellow. Litz-wound tapped aerial coil, var. solid dielectric cond. Germanium diode detector, aerial, earth and headphone connections. Aerial tested, and supplied with double headphones, fitted cords and headband, 35/-, post 2/6. The Standard Model in brown bakelite case 4" x 3" x 2" complete with headphones 30/-, post 2/6.

TEMPERATURE CONTROL OVENS ex-Admiralty, 230 volts A.C. give stability of 2 parts in a million with suitable crystals. Fitted thermostat and thermometer, temperature adjustable 40 to 60 degrees Cent. Ideal for Quartz Crystals. As new, lab. tested and guaranteed.

FREQUENCY METERS type L.M.14. Crystal calibrated 125 Kc/s to 20 Mc/s., accuracy 0.01%. Battery operated, complete with charts and instruction booklet, plugs and sockets. Brand new surplus in original wrapping. Equivalent to the famous B.C. 221. Immediate delivery.

FIELD STRENGTH ABSORPTION WAVEMETERS type TS-509/UR. Direct calibration 90/400 Mc/s., no battery or mains required, ready for immediate use. With sealed micro-ammeter 0-50 μ A crystal and built-in $\frac{1}{2}$ -wave telescopic aerial. All fitted in lightweight portable die-cast case. With illustrated instruction booklet. Lab. tested and guaranteed.

400 C/S INVERTERS. 23 volts D.C. input 115 volts 3-phase 750 v.a. and 24/26 volts 250 v.a. single phase output. Lab. tested and guaranteed.

200 WATT ROTARY CONVERTERS. 24 volts D.C. input 50-110-230 volts A.C. 50 cycles S.P. output 200 watts. New surplus with transformer £8 15 0, carr. paid.

Leslie Dixon & Co.

Dept. A, 214 Queenstown Road, London, S.W.8
Telephone: MACaulay 2159

SITUATIONS VACANT
UNIVERSITY COLLEGE OF NORTH WALES, BANGOR.

APPLICATIONS are invited from physicists or electrical engineers for the post of lecturer in the department of electronic engineering. Candidates must have had research experience in some branch of valve, transistor or circuit electronics, or in solid state physics. Teaching experience, although desirable, is not essential. THE salary will be on the lecturer scale, with a maximum of £1,650 p.a. together with a family allowance of £50 per child and F.S.S.U. benefits. A salary at or near the maximum will be offered to a candidate with suitable qualifications. The date of appointment will be arranged with the successful candidate.

TWO copies of the application should reach the undersigned, from whom further particulars may be obtained, not later than December 15, 1957.

KENNETH LAWRENCE, Secretary and Registrar. [7461]

CITY OF BIRMINGHAM EDUCATION COMMITTEE.

GARRETT'S Green Technical College, Garretts Green Lane, Birmingham, 33.

PRINCIPAL: B. C. Whitehouse, B.Sc., A.R.I.C.

APPLICATIONS are invited for the following full-time teaching post, Assistant, Grade A. RADIO service work to Final Certificate standard.

IN assessing the initial salary, increments may be allowed for approved experience in industry or commerce. In addition to increments for training and degree or degree equivalent. APPLICATION forms and further particulars may be obtained from the Principal (stamped addressed envelope), to whom completed forms should be returned as soon as possible.

E. L. RUSSELL, CHIEF Education Officer. [7465]

ROYAL AIRCRAFT ESTABLISHMENT, Bedford.

requires:—**ELECTRONIC** Mechanics to serve as Research and Development Craftsmen Special on the repair and maintenance of aircraft or airfield radio/radar installations. Applicants should be familiar with modern V.H.F., U.H.F. and Micro Wave techniques. Appropriate service experience would be an advantage. Houses will be made available for successful married applicants coming from outside the district. Starting rate 182/4+38/- merit lead for 44 hour 5-day week. Rates are re-assessed within three months and any increase awarded is back-dated to date of entry. Two weeks (88 hours) paid annual leave. Paid sick leave scheme. Applications, giving full particulars of apprenticeship, training (including Forces Service) and experience, to Personnel Officer (W.W.), Royal Aircraft Establishment, Bedford. [7482]

ASSISTANTS (scientific).—The Civil Service Commissioners invite applications for pensionable posts.

AGE at least 17 $\frac{1}{2}$ and under 26 years of age on 1st February, 1957, with extension for regular service in H.M. Forces, but candidates over 26 with specialised experience may be admitted.

CANDIDATES must produce evidence of having reached a prescribed standard of education, particularly in a science or mathematical subject. At least two years' experience in the duties of the class gained by service in a Government or other civilian scientific establishment or in technical branches of the Forces essential in one of the following groups of scientific subjects:—

(i) ENGINEERING and physical sciences.
(ii) CHEMISTRY, bio-chemistry and metallurgy.

(iii) Biological Sciences.
(iv) General (including geology, meteorology, general work ranging over two or more groups (i) to (iii) and highly skilled work in laboratory crafts such as glass-blowing).

STARTING pay £355 (at 18) up to £485 (women £454) at 25. Men's scale maximum £665. Women's scale being raised to reach equality with men's by 1961. Somewhat less in provinces. Opportunities for promotion and for further education. Five-day week, generally.

FURTHER particulars from Civil Service Commission, Scientific Branch, 30 Old Burlington Street, London, W.1, quoting No. S59/57.

INTERVIEW Boards sit at intervals as required. Early application is advised. [7442]

TRANSLATOR. German-English, free-lance, for electrical and electronic work, technically trained man preferred.—Box 2298. [7459]

ELECTRONIC Mechanics required to serve as Research and Development Craftsmen Special.

STARTING rate 182/4+38/- merit lead for 44 hour 5 day week: rates are re-assessed within three months and any increase awarded is back dated to date of entry.

TWO weeks (88 hours) paid annual leave, paid sick leave scheme.

APPLICATIONS, giving full particulars of apprenticeship, training (including Forces training) and experience to Personnel Officer (W.W.), Royal Aircraft Establishment, Bedford. [7491]

PART time television service engineer: Essex area: own transport required.—The Television Guarantor Co., Ltd., 3, Farringdon Rd., London, E.C.1. [7441]

TELEVISION organisation, undergoing big expansion has vacancies, with above average earning potential, for capable, enthusiastic service engineers in London and suburbs. WRITE: Chief Inspector, Home Maintenance, Ltd., Blyth Rd., Hayes, Middlesex. [7400]

The best of its kind
The **GILSON**
Type W0892 15W. U.L. OUTPUT
TRANSFORMER



Designed in 1956 this transformer anticipated future trends and we are confident it will meet the requirements of the most discerning amplifier engineer for a long time to come.

Primary Inductance 290 H. Leakage Inductance P to S 28 mH. Leakage Inductance $\frac{1}{2}$ P to $\frac{1}{2}$ P 30 mH. Wide frequency range at full power, 3.7, 7 and 15 ohms secondaries. 43% tapped primary.

This transformer is particularly suitable for the Osram 912 and Mullard 510 distributed load amplifiers.

List Price £3. 2. 6

Type W0866 30 W. U.L. OUTPUT
TRANSFORMER

As used in performance measurements of the KT88 HIGH QUALITY AMPLIFIER.

List price £5. 12. 6

Full details on request.

TRANSISTOR TRANSFORMERS

Types W0929/4 and W0930/4

W0929/6 and W0930/6

for the

MULLARD 4.5v. or 6V. 200mW. AMPLIFIERS

List Price £1 each

MINIATURE 6V. and 9V. VERSIONS

for the 200 mW. PRINTED CIRCUIT

Type Nos. 6-VOLT

DRIVER W01072/6 OUTPUT W01073/6

Type Nos. 9-VOLT.

DRIVER W01072/9 OUTPUT W01073/9

Level frequency response ± 1.5 dB from 120 c/s to 25 kc/s full 200 mW output. Robust construction. Available in 3, 3.7, 8, 12 or 15 ohm secondary ratings.

List Price 26/- per pair

R. F. GILSON LTD.

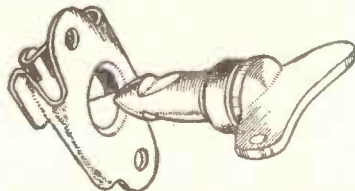
11a ST. GEORGE'S RD., WIMBLEDON, S.W.19

Phone: WIMbledon 5695

Makers of a comprehensive range of HEAVY DUTY MAINS, NEON and FLUORESCENT LIGHTING TRANSFORMERS

ODDIE FASTENERS

Pat. 507249



THIS FASTER WITH ENDLESS APPLICATIONS—SIMPLE—POSITIVE SELF-LOCKING. MADE IN A VARIETY OF TYPES AND SIZES. SPECIAL FASTENERS TO SUIT CUSTOMERS' REQUIREMENTS. WIDELY USED IN THE RADIO INDUSTRY.


Illustrated brochure and other information will gladly be sent on request. DEPT. "W.W."

Oddie, Bradbury & Cull Ltd., Southampton

Tel.: 55883 Cables: Fasteners, Southampton

THE PEOPLES ARC-WELDER £15-12-0d

Complete with all accessories shown. Ready for plugging into 10amp socket 200/250 V.A.C. mains. Infinitely variable control of welding current by hand-wheel. Welds up to 5/32" thickness & down to 22s. Sheet. For The Motorist Householder & Engineer.



£15-12-0d CASH WITH ORDER

CARRIAGE APPROX. 7/- AFTER DELIVERY
Uses Hg & 16g. Standard Flux Coated Electrodes. One bundle of each supplied with Walder Extra Electrodes 7/10. 5/10. 2/10.

NEST OF DRAWERS

Overall: 6 1/2 in. wide x 5 in. deep x 10 1/2 in. high. 12 drawers each 3 in. wide x 4 1/2 in. deep x 1 1/2 in. high. Useful storage for radio components nuts, bolts and other small parts. Stout sheet steel, green enamelled, 19/6. P. & P. 2/6.



TRANSFORMERS

All 4 types below for £20/240 v. input £24/5/- each. Carr. average 6/- after delivery.
Double Wound.
(1) 5, 6, 9 & 12 v. at 65 amps.
(2) 6, 12, 18, 24 & 30 v. at 12 amps.
(3) 5 v. at 300 a.



Auto-Wound. (4) 110/120 v. at 6.5 amps. We have a large selection of Transformers, specially with Low Volts/High Amps. output.



3,500 VOLT METER

D.C. Moving Coil 3 1/2 in. dial Built-in non-inductive resistance. New and boxed 19/-. P. & P. 2/6.

HARMSWORTH, TOWNLEY & CO.,
2 JORDAN STREET, MANCHESTER. 15

BRASS, COPPER, DURAL, ALUMINIUM, BRONZE

ROD. BAR. SHEET. TUBE. STRIP. WIRE
3,000 STANDARD STOCK SIZES
No Quantity too Small. List on Application
H. ROLLET & Co. Ltd.
6 Chesham Place, S.W.1. SL. One 3463
ALSO AT LIVERPOOL, BIRMINGHAM, MANCHESTER, LEEDS

RECORD PLAYERS



GRAM MOTORS AUTOCHANGERS CABINETS
COLLARO AC.3/554. Three-speed, single player for A.C. mains 200/250 v., cream finish, complete with turnover crystal pick-up, "T" type head. Strictly limited quantity at £6/19/6, plus 5/6 carr.
CRYSTAL PICK-UPS fitted Acois HGP37 cartridge. Ultra lightweight. Our Price 37/6, plus 2/6 carr.
3-SPEED RECORD PLAYERS. Fitted with Acois turnover HGP39 pick-ups with twin sapphire styl, rexine case with lid, fitted clasps and handles. Worth 10 gns. Our Price £7/15/6, plus 5/6 carr.
4-SPEED GRAM. MOTORS complete with crystal pick-up. Our Price 99/6, plus 5/6 carr.
REXINE COVERED CABINETS, single player size, suitable most non-auto units, including transcription motors. (Motor board uncut.) Our Price 46/6, plus 5/6 carr.
PORTABLE RECORD PLAYER CABINETS to house Monarch, Collaro or Garrard 120 Changers, with space for Amplifier and Speaker. Rexine finish in attractive colours. Fitted catches and handles. Our Price £3/5/-, plus 5/6 carr.
Send stamp for complete bargain list.

RONALD WILSON & CO.
(DEPT. W.W.), 12 BRIDGE STREET, WORCESTER

SITUATIONS VACANT

ELECTRONICS and Instruments Section of Central Electricity Research Laboratories, Leatherhead, Surrey
REQUIRE an assistant engineer to assist in experimental testing and development work in the laboratory and in the field on radio and television interference from high voltage transmission lines involving field strength and voltage measurements at radio frequencies. Installation of equipment and analysis of experimental data.

CANDIDATES should have a degree or equivalent qualification and ability to apply a fundamental knowledge to a variety of problems. Salary £320-395 p.a. according to ability. Application forms from D. Moffat, Director of Establishments, Central Electricity Authority, Winsley Street, London, W.1. to be returned by 31st December. Quote reference WW/426.

TELECOMMUNICATIONS Radio and Line Transmission Engineer required by large organisation for position in technical publicity department.

APPLICANTS should be aged between 25 and 35 years and have a good general educational background with ability to write clear concise English; some knowledge of modern telecommunication techniques, including V.H.F. and U.H.F. multi-channel systems frequency-shift signalling practices and multi-channel carrier telephone and telegraph systems is essential. THE position is on the established staff, with contributory Pension Fund. APPLICATIONS with full details of age, education, experience to Box 2118. [7413]

HI-FI—Vacancy for sales assistant with good technical and practical knowledge of all modern HI-FI equipment.—Berry's Radio, High Holborn, W.C.1. [7400]

CATHODEON CRYSTALS, Ltd. require an experienced electronics engineer in their new research and development laboratories at Linton, Cambridgeshire.

AN interesting and progressive appointment with ideal conditions and in pleasant surroundings. WRITE in confidence for further details, stating age, experience, salary required, etc. to Personnel Manager, Cathodeon Crystals, Ltd., Linton, Cambs. [7454]

TELEVISION engineers required with high standard of technical ability; salary £1,000/-; modern houses provided.—Baker Murphy Dealer, Aberkenfig, Glam. [7452]

ELECTRONIC Engineers who are looking for the opportunity for original design and development work of a varied nature are invited to apply to Pye, Ltd., of Cambridge.

VACANCIES exist for junior and medium grade development engineers and technical assistants to obtain experience on projects involving the combination of the design of V.H.F. and U.H.F. circuits with the requirements of television and sound broadcasting equipment, and also the application of remote control and automatic circuits in this field.

APPLICATIONS should be addressed to the Chief Engineer, Pye, Ltd., Cambridge, quoting TXD. [7409]

GRADUATE in electronics or physics to work on spark machining developments; Central London laboratory; pension scheme.—Write, giving full particulars, to Box 2205. [7426]

TELEVISION engineers required; must drive; excellent prospects; right men; salary from £750 p.a.—Apply E. Coyne, Ltd., 120/122, Ladbrooke Grove, W.10. Tel. Bay. 1947. [7424]

SEVERAL attractive and senior positions are offered in the development and industrial application of modern non-destructive testing techniques; the positions will be in the following fields:

- (1) ELECTRONIC circuit development.
- (2) PROPERTIES of materials.
- (3) PHYSICAL investigation and measurement.

THEY offer good scope to men of initiative and experience in the above fields; salaries will be commensurate with the candidate's qualifications and experience.

APPLICATIONS should be made in writing in the first instance, giving full details of qualifications, previous experience, age and salary required, to Box 1834. [7382]

SERVICE Engineers required for leading South Wales firm holding main agencies; progressive position; accommodation if required.—Apply, giving details of experience and wages required, to Box 1967. [7396]

DEVELOPMENT engineers required for development of television receivers.—Apply in writing, giving details of experience, qualifications and age to Personnel Manager, E. C. Cole, Ltd., Southend-on-Sea. [7471]

PLANNING engineers to control and co-ordinate electronic and mechanical projects; experience of estimating, planning, time and motion study desirable; a progressive position in expanding firm; high salaries, superannuation scheme.—Box 2317. [7440]

TELEVISION engineers required; man of initiative sought by leading television rental company with a high reputation to maintain; holders of current driving licences living in Warwickshire looking for a secure future with good salary should apply to Box 1866. [7385]

LARGE United States capacitor manufacturer requires an experienced senior paper capacitor engineer, good salary, moving expenses paid, location Atlantic seaboard. Interviews in London.—Apply, giving full details of age, qualifications, experience, to Box 2552. [7468]

NEW S.T.C. AND "WESTALITE" SELENIUM RECTIFIERS. Largest L.T. range in Great Britain. Latest Current Products. NOT Surplus.

REVISED PRICES (3rd JUNE)

S.T. & C. E.H.T. K3/15, 5/-; K3/45, 9/4; K3/50, 9/10; K3/100, 16/8; all post 4d, extra.
BRIDGE CONNECTED FULLWAVE.
17v. 1a., 13/4; 1.5a. 26/6; 2.5a. 32/6; 3a. 30/6; 4a. 38/-; 5a. 38/6; all post 6d. 33v. 0.6a. 22/3; 1a. 22/9; 1.5a. 45/-; 2a. 54/-; 3a. 54/-; 4a. 64/-; 5a. 68/-; all post 1/6. 54v. 1a. 33/-; 1.5a. 62/-; 2a. 74/-; 3a. 74/-; 5a. 97/-; 72v. 1a. 42/-; 1.5a. 78/-; 2a. 95/-; 3a. 95/-; 5a. 124/-; 100v. 1a. 61/-; 1.5a. 112/-; 2a. 134/-; 3a. 134/-; 5a. 180/-; all post 2/-.

BRIDGE CONNECTED WITH 7 1/2 in. SQUARE COOLING FINS 17v. 6a. 53/7; 10a. 61/-; post 2/6.

BRIDGE CONNECTED HEAVY DUTY FUNNEL COOLED or 7 1/2 in. SQUARE COOLING FINS. Both types, same price.

17v. 12a. 95/-; 20a. 120/-; 30a. 172/-; 50a. 280/-; 33v. 6a. 89/-; 10a. 102/-; 12a. 176/-; 20a. 202/6; 54v. 6a. 124/-; 10a. 144/-; 72v. 6a. 160/-; 10a. 186/-; 100v. 6a. 227/6; 10a. 270/-; all post 3/-.

REVISED PRICES (7th FEB.)

"WESTALITE" (BRIDGE). 12-15v. D.C. 0.6a., 12/-; 1.2a., 30/-; 2a. 32/6; 2.5a. 49/-; 5a. 37/6; 10a. 64/6; 20a. 117/6; 30a. 171/-; 50a. 278/-; 24v. 1.2a. 30/-; 2.5a. 49/-; 5a. 60/-; 10a. 109/6; 20a. 208/-; 36v. 1.2a. 47/6; 2.5a. 84/-; 5a. 82/6; 10a. 154/6; 100v. 1.2a. 82/6; 2.5a. 154/6; 5a. 195/6; 10a. 391/-.
All post extra from 1/6-3/6. E.H.T. Rects., 14D134, 25/-; 36EHT60, 35/10, post 4d. 1 m.a. A.C./D.C. meter-rects., 14/6.

Wholesale and Retail

Special Price for Export and Quantity

T. W. PEARCE

66 Great Percy Street, London, W.C.1
Off Pentonville Road. Between King's Cross and Angel

COAXIAL CONNECTORS UG TYPE

21-B/U, 58/U, 290/U, etc.
According to JAN & MIL Specifications for Aircraft, etc.
Full list available. Send your requirements. Overseas Enquiries Invited

N.A.R. Agencies Ltd.

40 King's Road, London, S.W.3

NEW BOOKS

ON RADIO & TELEVISION

Brimar Valve and T.V. Tube Manual No. 7. Postage 8d.	6/-
Transistor Circuits by Rufus Turner. Postage 1/-	22/-
Radio Control Handbook by Howard McEntee. Postage 1/-	18/-
High Fidelity Loudspeaker Enclosures by Babani. Postage 4d.	5/-
Transistors and Crystal Diodes by Bettridge. Postage 4d.	5/-
Transistor Circuits for the Constructor by Bradley. Part I. Postage 4d.	3/6
Beginners Guide to Radio by Camm. Postage 6d.	7/6
F.M. Radio Servicing Handbook by G. T. King. Postage 1/3	25/-
Encyclopaedia of Radio and T.V. by Reyner. Postage 1/6	30/-
Basic Maths for Radio and Electronics by Colebrook. Postage 1/-	17/6

Send S.A.E. for Lists.

UNIVERSAL BOOKS CO.

12 LITTLE NEWPORT STREET, LONDON, W.C.2 (adjoining Lisle Street).

Fidelia

HAND BUILT



The Fidelia Imperial gives V.H.F. reception plus all the facilities of a fine audio amplifier. The gramophone pre-amplifier suits all types of pick-ups and has recording correction for L.P., R.I.A.A. and 78 curves. Independent Bass and Treble Controls are fitted with approx. 24db total range. Tape jacks can be fitted. Hand built throughout and available with either our Major power amplifier at £38 or our Junior power amplifier at £34.

Other models in our range include: Fidelia AM/FM Major. 12 valves. Tuned R.F. stage on all wavebands. V.H.F. S. M. and L. wavebands. Gram pre-amplifier and input corrector for all pick-ups. Separate 9 watt power amplifier £44.

Fidelia De-Luxe. V.H.F. reception plus normal wavebands. 7 watt push-pull output. Separate bass and treble controls, 9 Kc filter, variable selectivity on M and L wavebands. £34/10/-.



Full details willingly on request (6d. in stamps is appreciated).

2 AMHURST ROAD
TELSOMBE CLIFFS
Nr. Brighton,
SUSSEX
Tel. Peacchaen 3156

OPPORTUNITIES IN RADIO



Get this FREE Book!

'ENGINEERING OPPORTUNITIES'

reveals how you can become technically qualified at home for a highly paid key-appointment in the vast Radio and Television Industry. In 148 pages of intensely interesting matter, it includes full details of our up-to-the-minute home study course in all branches of TELEVISION and RADIO, A.M. Brit. I. R. E., City & Guilds, Special Television, Servicing, Sound Film Projection, Short Wave, High Frequency and General Wireless Courses.

We definitely Guarantee

"NO PASS—NO FEE"

If you're earning less than £18 a week this enlightening book is for you. Write for your copy today. It will be sent FREE and without obligation.

BRITISH INSTITUTE OF ENGINEERING TECHNOLOGY

388b COLLEGE HOUSE,
29-31, WRIGHT'S LANE,
LONDON, W.8.



SITUATIONS VACANT

MANAGEMENT Selection Limited have been retained to advise on the appointment of a Development and Production Engineer for a company manufacturing radio and television receivers, and electronic equipment, situated in the Home Counties.

THE man appointed will be responsible for developing preliminary models produced by the electronic design team until they are suitable for mass production; specifying mechanical details; and controlling all production engineering activities.

CANDIDATES should have a degree or professional qualification in mechanical engineering; experience of production engineering in light engineering and have been responsible for the design or production development of electronic equipment or light electro mechanical devices.

PREFERRED age 35-45. Initial salary about £1,500 according to experience; a higher salary could be offered to candidates with exceptional experience.

PLEASE send brief details in confidence quoting reference MW 528, to T. E. Watson, Management Selection Limited, 17, Stratton St., London, W.1. No information will be disclosed to our clients until candidates know their identity and have given permission after personal discussion. [7495]

MECHANICAL engineer required for leading radio and television works in the Midland area. Must be fully conversant with all techniques in radio and television manufacture.—Write, giving details of qualifications, experience, age, etc., to Personnel Manager, Box 2213. [7429]

TELEVISION Development Engineers (senior) capable of carrying out development projects with minimum supervision up to production stage; write, giving full personal details.—Chief Engineer, Redifusion Vision Service, Ltd., Fullers Way, Chessington, Surrey. [7463]

E. K. COLE, Ltd., Malmesbury, require production testers for testing radio, radar and nucleonic equipment; ex-Service radio and radar filters suitable; full canteen and welfare facilities; transport from outlying areas.—Applications should be made to Personnel Manager. [7379]

SENIOR Tester required for V.H.F. communication and allied equipment; must have all-round experience in all aspects of inspection and fault finding and will be required to act as deputy to chief inspector.—Apply with details of age, experience and salary required to Wembley 1212. [7487]

TESTERS required in near future for expanding electronic firm in Dublin. Candidates should preferably have previous experience in HF and VHF communications equipment.—Applications should be made in writing to Telecommunications, Ltd., Finglas, Dublin, Republic of Ireland. [7418]

TECHNICAL writer wanted, familiar with modern radio and television receiver circuits; for the preparation of service manuals; excellent prospects, good working conditions, London area, pension fund, canteen, no Saturdays.—Apply, stating age, experience and salary required, to Box 2571. [7478]

TECHNICAL writer required to take charge of publications section dealing with Radar, communications and other electronic equipment.—Please write, giving details of experience, qualifications, age and salary expected to Personnel Department (E.46), Murphy Radio, Ltd., Welwyn Garden City, Herts. [7474]

PROGRESS Planning Engineers required with experience of methods to produce electronic telephone and similar equipment; good progressive salary.—Apply with details of age, qualifications and experience to Personnel Officer, British Communications Corporation, Ltd., Exhibition Grounds, Wembley. [7486]

TELEVISION Development Engineer (Senior) with administrative experience required; capable of carrying out development projects with minimum supervision up to production stage.—Write, giving full personal details, Chief Engineer, Redifusion Vision Service, Ltd., Fullers Way, Chessington, Surrey. [7276]

TELEVISION Development Engineers.—Two senior engineers are required for the development laboratory of an important company in a West London district. Applicants should hold good academic qualifications and have several years' experience in the development of black and white receivers and some knowledge of colour television.

THE positions are permanent and pensionable and offer scope for advancement. ALL applications will be treated in strict confidence and should give full details of experience, qualifications, age and salary desired to Box 2574. [7476]

TECHNICAL Sales Engineer required for part of Home Counties area; knowledge of modern electronics circuitry essential, and preferably with experience of similar activities. Car provided. Superannation. Write full particulars to Staff Manager, Morganite Resistors Ltd., Bede Trading Estate, Jarrow, Co. Durham. [7494]

DESIGNER Draughtsmen and Jig and Tool Draughtsman required; must have electrical experience; very interesting and progressive work with minimum A.E.S.D. pensionable salaries; good prospects. Apply with details of experience and age to Personnel Officer, British Communications Corporation, Ltd., Exhibition Grounds, Wembley. [7485]

for use with KT 88



TRANSFORMER TYPE 4N1

Capable of full output of 50 watts from 25~ to 35,000~

PRIMARY

6,000Ω C.T. tapped 43% and 25%.

SECONDARY

0.45Ω, 1.8Ω, 4Ω, 7Ω, 11Ω, 16Ω, 22Ω and 30Ω to handle 50 watts.

Approximate characteristics:

Primary resistance: 50Ω + 50Ω.
Primary inductance: 50 hys.

Leakage Reactance:

Primary to secondary: 6 m/Hys.
Half primary to secondary: 3 m/Hys.
Half primary to half primary: 6 m/Hys.

Open type:

5½ in. × 4½ in. × 5¾ in. high.
Fixing Centres: 4¾ in. × 3¾ in.
Weight 14½ lb.

Potted type (Hammer Grey finish):

5 in. × 5½ in. × 6½ in. high.
Fixing Centres: 3¾ in. × 5 in.
Weight: 15 lb.

Transformer type 4N1 is designed to handle 50 watts in the Ultra Linear Circuit where cathode bias is employed.

A 100w. model is available if required

SAVAGE TRANSFORMERS LTD.

DEVIZES, WILTS

Tel.: Devizes 932

CONDENSERS

BLOCK PAPER TYPES. 10 mfd., 440 v. A.C. oil filled, size 6x4x4in., 12/6 each. 8 mfd., 1200 v. D.C., size 5x4x3 1/4in., 11/6 each. P.P. 2/6. 8 mfd., 300 v. D.C. size 5x3x1 1/4in., 4/6 each. P.P. 1/6. 6 mfd., 500 v. D.C. size 5x8x2 1/2in., 4/- each. P.P. 1/6. 2 mfd., 600 v. D.C. size 2 1/2x2 1/2in., 3/6 each. P.P. 1/- . 0.5 mfd., 5 kv. wkg., size 7x5x4in., 5/6 each. P.P. 3/-. 0.1 mfd., 5 kv. wkg., size 7x4x2in., 4/6 each. P.P. 1/9. Many other types in stock.

DINGHY AERIALS. Extending to 6ft., complete with small beacon transmitter, 9/6 each. P.P. 1/6.

U.S.A. TRANSMITTING VALVES. VT 158 (by Eimac) with cooling housing and 24 v. Blower unit, £4/10/-.

STATTIMETERS. (K.D.G.), 7in. scale 0-150 kilogrammes. Brand new, £8/10/- each.

AIR-SPACED CONDENSERS. 450 pF., ± 1%, 5/6 each. P.P. 1/-.

CORE TRANSFORMERS. 200/250 v. pri., 350-0-350 tapped 250-0-250 v. sec., 180 mA., 6.3 v., 0.5 amp. and 5 v. 3 amp., 25/6 each. P.P. 3/3. 250 v. pri., 6.3 v. at 1.7 amp. and 6.3 v. at 0.3 amp., 10/6 each. P.P. 1/6.

TRANSMITTER COILS. 26 turns of 16-gauge silver-plated copper wire, on ceramic former, 8/- each. P.P. 1/6.

CHOKES. 15 H., 300 mA. 110 ohms, 12/6 each. P.P. 2/6. 9 H., 100 mA., 6/- each. P.P. 1/9. 1 H., 45 mA., 3/6 each. P.P. 1/-.

GARDENERS TRANSFORMERS. 190/250 v. pri., 450-0-450 v. 200 mA., 6.3 v. c.t., at 2 amp. and 5 v. c.t. at 3 amp., 32/6 each. P.P. 3/3.

POLARIZED RELAYS. 320 AN (G.P.O. type), 10/- each. P.P. 2/-.

MORSE KEYS (small size). 3/6 each. P.P. 1/-.

MAGSLIPS. AP. 6550, 2in. and AP. 6549, 2in., 22/6. P.P. 2/6.

TERMS C.W.O. S.A.E. for all enquiries.

W. MILLS

3B TRULOCK ROAD, TOTTENHAM, N.17

Phone: Tottenham 9213 & 9330



CABINETS

for
Goodmans, G.E.C.
Wharfedale
Jensen.

HI-FI
Equipment and
Records supplied

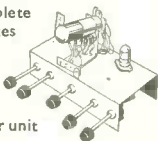
Open till 5.30
Saturdays.

A. DAVIES & CO. (Cabinet Makers)
3 Parkhill Place, off Parkhill Road, London, N.W.3.
GULLIVER 5773

OSCILLOSCOPE

(MINIATURE TYPE—1" C.R.T.)

Supplied in kit form complete with full instructional notes for radio & TV servicing. Operates from power supply of most AC domestic radio receiver equipment or from power unit supplied as an extra.



Cash £10 (inc. post/pkg.) or 30/- down and 9 monthly payments of £1 (Total Price £10.10.0.) (Power unit, if required, £3 extra)

Order now or send for further details to:—**E.M.I. INSTITUTES**, Dept. S.G.127, London, W.4

IC.82

SITUATIONS VACANT

ELECTRONIC Development Engineer required for work on industrial control equipment in rapidly expanding small company; applicants would be expected to work without supervision and on own initiative. At least N.C. level of equivalent standard required.—Apply in writing to Electronic Machine Co., Ltd., Mayday Rd., Thornton Heath. [7477]

TAPE Recorder Engineer wanted, must be fully conversant with all leading makes. especially Grundig; this position offers a unique opportunity for a top class engineer interested in advancement and will be extremely lucrative. Apply by letter to: Edmore Engineering, in writing to Edward Radio of Ealing, Ltd., 37-38, Haven Green, W.5. [7416]

ELECTRONIC Engineer with H.N.C. in electronics or equivalent qualifications, required for design of electronics test equipment and supervision of installation and maintenance of same; reply stating age, qualifications, experience and salary required.—Reply to: Personnel Officer, The British Thomson-Houston Co., Ltd., Carlholme Rd., Lincoln. [7462]

RADAR and Instrument Fitter Civilian Instructors (male) required by Air Ministry in the provinces; appointments unestablished but good prospects of becoming pensionable; trade training, practical experience and ability to teach are essential; pay 705 at age 26 rising to £870.—Apply to Air Ministry, C.E.46 (CIV72), London, S.E.1. [7464]

ELECTRONIC development engineers. A Midlands manufacturer has vacancies for junior development engineers for work on domestic television. Experience is preferred and minimum qualification is H.N.C. Those interested should write giving a full account of experience and qualifications to the Personnel Manager (Ref. EDB), Box 2214. [7430]

OVERSEAS.—Oil exploration company with world wide seismic parties offers permanent career to electronic technicians; maintaining and operating field equipment; men prepared to accept responsibility and to live in camp conditions; academic qualifications to H.N.C. or equivalent or genuine practical experience to this standard; liberal home leave.—Box 1608. [0188]

JUNIOR Technical Writer.—A vacancy occurs in our Guided Weapons Flight Trials Division. A young man with O.N.C. in electrical engineering or a good education and a strong interest in electronics will find this work interesting and important.—Please apply to the Personnel Manager (Ref. 103B), De Havilland Propellers, Ltd., Manor Rd., Hatfield, Hertfordshire. [7479]

UNIVERSITY OF ABERDEEN. Natural Philosophy Department.—Electronics mechanic to construct apparatus from theoretical diagrams and to maintain electronic equipment; salary scale £420x£20 to £570; initial placing according to qualifications and experience; 3 weeks' paid holiday; superannuation scheme.—Applications to the Secretary, Marischal College, Aberdeen. [7447]

MECHANIC (Nuclear Engineering Laboratory), Queen Mary College (University of London) Mile End Rd., E.1; preference for adaptability and ability to work from rough drawings; salary placing according to ability on scale £590-20-£690 p.a. plus London Weighting £20 or £30 according to age; pension scheme; four weeks' annual leave; 10/- per week; letters to Registrar (NM), stating age, full details experience and present work. [7410]

RADIO technicians of all grades are invited to apply for interesting and varied positions in car radio servicing installation and development. Vacancies occur from time to time for our dealers at all parts of the country; a high standard of practical and theoretical knowledge of radio technology is required.—Apply in the first instance to: Personnel Officer, S. Smith & Sons (Radiomobile), Ltd., North Circular Rd., London, N.W.2 [0270]

RADIO technicians required by International Aeradio, Ltd., for overseas service; permanent pensionable positions; inclusive salary from £845 per annum to £1,616 per annum tax free, according to marital status, child allowances; free accommodation; free insurance; sit allowance, free air passages; generous U.K. leave.—Qualified candidates, to whom replies only will be sent, please write quoting R.T. to Personnel Officer, 40, Park St. W.1 [0262]

A.B.C. TELEVISION, Ltd. offer an excellent opportunity at their Manchester Studios for a fully experienced television broadcasting engineer to act in a supervisory capacity, at a commencing salary of £1,600 per annum; the post is permanent and an attractive superannuation scheme is available.—Applications, giving full details of qualifications etc. should be forwarded to A.B.C. Television Studios, Manchester, 20. [7445]

ELECTRONIC engineer with good qualifications urgently required for interesting and progressive position on maintenance and development at our laboratories; the work is varied and will include service of electron microscopes and development of new circuits, maintenance of telecommunication and printer equipment, oscillographs, and development of circuitry for measurements on pulses; must be of good personality; 5-day week; superannuation scheme; good starting salary for the right man.—Apply W. Wykeman & Co., Ltd., 17-19, Cockspur St., London, S.W.1. [7443]

THERMOSTATIC SOLDERING IRON

CECO — 70 watt
Instrument size

HEATS UP QUICKLY—
1 1/2 mins. — **STAYS HOT —**
but **NEVER OVERHEATS**
—**BIT DOES NOT COR-**
RODE OR NEED
CLEANING

WEIGHT—4 1/2 ozs.
(Excluding Flex)

ALL PARTS INTER-
CHANGEABLE

The Thermostat is easily adjusted to suit the grade of solder and keeps the temperature to within 15°C. It incorporates a micro-switch giving snap action on-off with minimum electrical interference. Eliminates dry joints and damage to insulation. Element and bit last much longer

LIST PRICE 85/- each

BRITISH PATENT No. 663214

Available from Manufacturer:—

CARDROSS ENGINEERING
CO. LTD.

LEVENFORD WORKS,
DUMBARTON

Phone: Dumbarton 655

METERS



All types
Any make

Single and Multi-range repaired
and recalibrated

Meters 2" to 6" supplied from stock,

Scaled to requirements.

E.I.R. INSTRUMENTS LTD.

329 Kilburn Lane, London, W.9.

Tel.: LADbroke 4168

a new approach to
intimate listening

The "ACOUSTICAL" ELECTROSTATIC SPEAKER

PRICE £52

is on demonstration at

WEBB'S RADIO

14, SOHO STREET, LONDON, W.1

Telephone: GERrard 2089

Excellence in design..

Specialists in Sub-miniature Telecommunication Components.



Actual Size (Approx.)



TEMPATRIMMER

Nominal capacity 6.5pF—Temperature Coefficient continuously adjustable from + 2000 to — 2000 parts per million per degree Centigrade. Length 1.31" Width .670" Height .5"

Details from—

OXLEY

DEVELOPMENTS CO. LTD.
ULVERSTON, NORTH LANC'S

Tel: ULVERSTON 3306

TELEGRAPH AND TELEPHONE EQUIPMENT

- 12-Channel Carrier Telephone Terminals.
- Carrier Link S.R. Equipment and Apparatus Selective Carrier—28 Channel.
- 1 + 4 Carrier Telephone Terminals, Repeaters and Spares.
- 1-1 Carrier Telephone Terminals, Repeaters and Spares.
- VF Telegraph 2-channel Group Units and Repeaters.
- Apparatus Telegra-h2/4 Ton No. 5 (2 telegraph channels).
- VF Telegraph Speech + Duplex Terminals and Filter Assemblies.
- VF Telegraph Speech ± Simplex No. 3.
- Racked Bays for multi-channel telegraph and telephone equipment.
- Filter Units, 600 ohms, various cut-off frequencies. Networks, Balancing and Testing.
- Retardation Coils and Repeating Coils.
- Input and Output Transformers.
- Teletypewriter Tape and Page and Power Supply Rectifier Units for Teletypewriter.
- Telephone Switchboards, 10 Line and 40 Line.
- Field Telephone Sets, Types D, F and L.
- Polarized Relays 289 AN and 320 AN.
- Attenuator Assemblies Winer Types "91" Networks.
- Vibrators 7-pin Synchronous.

- LOW POWER RADIO STATIONS**
- Wireless Set 19, Freq. 2.8 Mc/s and 235 Mc/s Systems A1, A2 and A3 AM.
 - Wireless Set K32D, Freq. 2.8 Mc/s Systems A1, A2 and A3 AM and FM.
 - Wireless Set 31.
 - Wireless Set 58, Canadian Walkie-Talkie. Complete with all ancillaries.
 - Wireless Set 68T, Tropicalized Man-Pack set 3.0 to 5.2 Mc/s.
 - Wireless Set 88, Walkie-Talkie. 40 Mc/s 4-channel pre-set.
 - Collins 18Q Stations. Complete 1.5 Mc/s to 12 Mc/s.
 - T.C.S. Stations with choice of Power Supply Units 12 v., 24 v., 115 v. or 230.
 - Wireless Set 82, 11-10 Mc/s, fully tropicalized.
 - Flexible Conduit, 1/8 in. I.D. tinned, Copper, braided in 50ft lengths, 9d. per foot.

- AIRBORNE EQUIPMENT**
- AN/ARC 1 VHF Stations. 100-166 Mc/s 10-channel, 20-channel or 50-channel.
 - SCR 289G Radio Compasses. Complete with all parts including Inverter Supply Units.
 - SCR 522 VHF Stations. 100-166 Mc/s. Complete with all spares.

R. GILFILLAN & CO. LTD.
7, HIGH ST., WORTHING, SUSSEX
Tel.: Worthing 8719 and 30181.

Cables: "GIL WORTHING" Codes: BENTLEY'S 2nd.

SITUATIONS VACANT

APPPLICATIONS are invited from engineers of Higher National Certificate or inter-B.Sc. standard for interesting investigational and development work on thermionic valves. Five-day week, pension scheme, staff canteen, modern welfare amenities.—Apply, giving full particulars of age, qualifications, experience and present salary, to Personnel Superintendent, Siemens Edison Swan, Ltd., Cosmos Works, Brimsdown, Enfield, Middlesex. 17455

TECHNICAL assistants (ref. 504) are required for experimental work on development of transistorised radar equipment; candidates should have radar or radio experience and some theoretical background, preferably to O.N.C. standard; these are new and permanent appointments in the expanding guided weapons field.—Write or phone (E1stree 2040) for interviews to Personnel Department, Elliott Brothers (London), Ltd., Borehamwood, Herts. 17450

EXCELLENT opportunities for Ground Radar and Radio Filters. Applications are invited from thoroughly experienced tradesmen for vacancies in a most important and progressive flying concern in North Wales; excellent rates of pay, conditions, canteen facilities and hostel accommodation; opportunities for advancement available for progressive candidates.—Write for application form to The Personnel Officer (F2510), Short Bros. & Harland, Ltd., The Aerodrome, Llanbedr, Merioneth. 17484

AVACANCY exists in the Electronics Laboratory in a section engaged upon the design of special purpose television receiving equipment. Several design projects are currently in hand offering interesting work in the industrial and other fields. Applications are invited from candidates possessing experience in the design of domestic television receivers, giving details of experience and qualifications, and should be addressed to Personnel Department (E.45), Murphy Radio, Ltd., Welwyn Garden City, Herts. 17538

An electronic engineer is required for transistor circuit development; applicants should have H.N.C. and experience of work on transistor circuit development of work; candidates with experience as development engineers on thermionic valve circuit development will be considered; ability to learn new techniques and to apply this knowledge in circuit development essential.—Please apply to the Personnel Manager (Ref. 96B), de Havilland Propellers, Ltd., Manor Rd., Hatfield, Herts. 17438

AMBASSADOR RADIO & TELEVISION, Ltd., have vacancies for development engineers in their television and radio laboratories. Men of degree standard or its equivalent are preferred, but lack of recognised qualifications will not exclude, providing the applicant has a keen technical interest and possesses initiative; previous experience of this class of work is an advantage, but is not essential.—Write, in first instance, giving details and salary required to Technical Director, Princess Works, Brighouse, Yorkshire. 17501

ABLE electronic engineers or physicists are required for development of circuits associated with ultrasonic flaw detection; a knowledge of ultrasonics is not necessary but applicants should be familiar with pulse circuits, amplifiers and time bases, etc., starting salary £900/£1,100, minimum qualifications B.Sc. or H.N.C. with endorsements; interesting and varied work in a congenial team atmosphere.—Write giving details of qualifications, age, etc. to Ultrasonoscope Co. (London), Ltd., Sudbourne Rd., London, S.W.2. 17392

TECHNICAL Specification Writers: Careers with this company are offered to men who have served a recognised apprenticeship and have industrial experience, preferably on electronic or electro-mechanical assemblies; their duties will include the writing of development reports and the preparation of specifications from circuit diagrams, but previous writing experience is not essential.—Please write in confidence, to the Personnel Manager (Ref. 87A), de Havilland Propellers, Ltd., Manor Rd., Hatfield, Herts. 17408

JUNIOR engineer required to assist in the development of a number of interesting projects including feedback amplifiers, high-speed pulse circuits, radio receivers and communication systems. This post offers an exceptional opportunity of acquiring knowledge of a new and rapidly expanding branch of Electronics as well as considerable scope for advancement. Starting salary according to age and experience; contributory pension and life assurance fund; applications should be made in writing to—The Personnel Manager, Thorn Electrical Industries, Ltd., Gt. Cambridge Rd., Enfield, Middlesex. 17435

LEON COMPUTERS, Ltd.—Technical Assistants. There are vacancies in the Design Department for a number of young men to assist qualified design engineers in the design of electronic pulse circuitry used in large scale digital computers; while applicants should have a basic knowledge of electronic principles, theoretical qualifications are not vital; some previous practical experience with electronic circuits will be an advantage; commencing salaries according to age and experience; there is a 5-day, 37½-hour week, with canteen, social club facilities and pension fund.—WRITE stating age, qualifications, experience to: Personnel Officer, Leo Computers, Ltd., Minerva Rd., London, N.W.10. 17453

BAKERS
'Selhurst'
RADIO



The Full-Range ULTRA TWELVE

Cone resonance 20 c/s.

20-25,000 c/s
£17. 10. 0

The BRADFORD PERFECT BAFFLE
(Patent Pending)



A COMPACT enclosure ensuring realism and clarity of reproduction with NO BOOM.

A comprehensive range for single- and multi-speaker systems is available.

From £8/15/0 for 17in. x 17in. x 12½in.

We are demonstrating the **GOODSELL** "Golden Range," the **ORTOFON** Pick-Ups and the **WOOLLETT** Transcription Gramophone Turntable.

Daily: 9 a.m. to 6 p.m.
Saturdays: 9 a.m. to Noon.



LIMITED

Trade and Export enquiries to:—
JOHN LIONNET & COMPANY
(at above address)

17 Charing Cross Road
London, W.C.2
Tel.: TRAFalgar 5575
(opp. Garrick Theatre)

SITUATIONS VACANT

JUNIOR Wireless Telegraphy Operator required by FALKLAND ISLANDS Dependencies Administration for service in South Georgia for one tour of three years in the first instance. Salary according to age and experience, in scale £240, rising to £520 a year. Free board and lodging. Free passages. Liberal leave on full salary. Candidates must be SINGLE and able to transmit and receive morse at 25 w.p.m. They should be familiar with H.F. and MF transmitters. P.M.G. Cert. and ability to read reports in International Meteorological Code an advantage.—Write to the Crown Agents, 4, Millbank, London, S.W.1. State age, name in block letters, full qualifications and experience, and quote M2C/41977/WF. [7423]

IMPERIAL COLLEGE OF SCIENCE AND TECHNOLOGY DEPARTMENT OF Aeronautics.

RESEARCH Assistant required for work on electronics; suitable candidates must have a good knowledge of circuit techniques, capable of constructing and developing equipment; commencing salary in region of £600-£650 p.a. Details of qualifications and experience to: Professor's Secretary, Aeronautics Department, Imperial College, S.W.7. [7412]

A VACANCY exists for an electronic engineer with experience of aircraft instrumentation and strain gauge technology at the Helicopter Division of Saunders-Roe, Ltd., The Airport, Southampton; candidates should possess Higher National Certificate or equivalent and some industrial experience.—Please reply, quoting reference WW/66, to the Personnel Officer, Saunders-Roe, Ltd., East Street, L.O.W. [7504]

LABORATORY technicians required in department of instrument technology; required to assist research work in fields of vacuum physics and electronics.

RESEARCH assistant (technical), considerable experience required in above fields; salary £750 upward according to qualifications. SENIOR technicians experience required in laboratory and/or electronic techniques; salary £590-£690 p.a. plus London weighting. APPLICATIONS to Professor J. D. McGee, Imperial College, London, S.W.7. [7505]

THE General Post Office has vacancies for radio operators at its coast radio stations and applications are invited from men between 21 and 35 years of age who hold the Postmaster-General's first-class certificate of proficiency in radiotelegraphy or an equivalent certificate issued by an administration of the Commonwealth or of the Irish Republic; selected candidates will be considered later for permanent pensionable posts.—Application should be made to the Inspector of Wireless Telegraphy, Radio Services Department, Wireless Telegraphy Section, Union House, 51, Martins-le-Grand, London, E.C.1. [7371]

DESIGN and Development Engineers (Intermediate) also Checker, Draughtsmen, required for the modern laboratory of a progressive company engaged in the advanced development of radio and television. The several vacancies present excellent opportunities to applicants with qualifications to O.N.C. standard who have had previous experience in this field. An attractive salary will be paid to the selected candidates. Eastern suburbs of London.—Replies, which will be treated in confidence, should be addressed to Box 2634. [7490]

TECHNICAL writer for preparation of operating manuals, testing procedures and technical bulletins in connection with electrical and electronic instruments, facsimile transmission equipment and servomechanisms; applicants should have an aptitude for this specialised form of writing, together with technical qualifications equivalent to H.N.C.; experience with light mechanisms is desirable; salary commensurate with qualifications and experience; ideal working conditions; pension scheme; social and sports facilities; modern canteen.—Please write, giving full details to Muirhead & Co., Ltd., Precision Electrical Instrument Makers, Beckenham, Kent. [7473]

UNIVERSITY OF SOUTHAMPTON.—Instrument mechanic or tool maker, preferably under 30, required for the mechanical workshop of the electronics department; applicants should be able to do their own milling and turning and be capable of producing mechanical apparatus on a "one-off" basis; experience of precision work is desirable but no experience of electronic techniques is required; excellent working conditions, hours and holidays; staff superannuation scheme; applications in writing, giving full details of experience and qualifications, together with the names of two persons to whom reference may be made should be sent to the Secretary and Registrar as soon as possible. [7444]

TECHNICIANS.—Required as soon as possible at the Royal Free Hospital Medical School: (1) senior technician or technician in the Pharmacology department with experience and training in electronics; (2) senior technician for work on construction of electronic apparatus for medical research; technical training in electronics essential, and preferably experience in medical electronics; work non-routine, offering scope for enthusiasm and ability in assisting with design of recording and testing equipment; scales: senior technician, £620×£20 (2)×£25 (4)—£760; technician, £515×£20 (2)×£25 (3)—£630, plus London weighting; superannuation benefits, five weeks holiday.—Apply Secretary, 8, Hunter St., W.C.1, with names of two references. [7472]

SITUATIONS VACANT

JUNIOR and senior development engineers and mechanical designers are required to join a team working on a number of interesting projects including the design of A.M.—F.M. receivers, tape recording and relay equipment, high fidelity audio equipment; the work of this team also includes investigation into stereophonic devices, multi-path propagation of F.M. transmissions and its effects on R.M. receiver design, etc. Outstanding opportunities are provided for Engineers interested in the design and development of equipment to be manufactured by the most advanced production techniques and there are excellent prospects for rapid advancement, starting salaries according to age and experience; contributory pension and life assurance fund; applications should be made in writing to—The Personnel Manager, Thorn Electrical Industries, Ltd., Gt. Cambridge Rd., Enfield, Middlesex. [7436]

LYONS RADIO LTD.

APN.I UNITS. Radio altimeters which in effect are Transmitter/Receivers and an A.F. Amplifier. The three basic sections are assembled on separate sub-chassis which make it easy to dismantle and use separately, if desired. Tx. operates on 67.42 mc. (445 Mc/s) and utilises 2 valves type 955. The Rx. is tuned to the same freq. and uses 2 9004's. Can quickly be converted for use in the 70 cm. band or for model control. The A.F. Amplifier employs 2 12SH7's and 1 12SH7 and is R/C coupled. Can be used for intercom, pre-amp., etc. There are stacks of other components fitted including the following: Relays, Stabilisers VR150/30, 2 12SH5's, Plus 2 12SH7's and 2 8J7's etc, and Dynamotor 2427 v. D.C. input 225 V. at 60 mA. D.C. output. These units offer plenty of scope for interesting experiment or just as a source of useful parts represent tip-top value at the BARGAIN PRICE of 29/6 or less Dynamotor 25 - carriage 1/-. TRANSFORMER BARGAINS. All primaries 220/240 v. 45/65 cps. "A" —6.3 v. at 3 A. twice, 6.3 v. at 2 A. twice and 6.3 v. tapped at 4 v. at 1 1/2 A. The latter wdg. insulated to 4 KV. D.C. wkg. Size 6 1/2 x 4 1/2 in. PRICE 21/-, Post 3/-. "B" —200/0/600 v. at 625 mA., 6.3 v. at 3.5 A. 4 times (2 of these wdgs. insulated to 1 KV. peak) and 1-6.3 v. at 1 A. Size 8 1/2 x 7 1/2 in. PRICE 63/-, Carriage 5/6. "C" —595/0/595 v. at 500 mA., 6.3 v. at 3.5 A. twice, 6.3 v. at 2.5 A. twice, and 6.3 v. at 1 A. Size 8 1/2 x 7 1/2 in. PRICE 52/6, Carriage 5/6. "D" —Single 50 v. tng. at 550 mA. Size 4 1/2 x 3 1/2 in. PRICE 12/6. Post 2/6d.

3 GOLDHAWK ROAD (Dept. M.W.), SHEPHERD'S BUSH, LONDON, W.12 Telephone: Shepherd's Bush 1729

PURCHASE HIRE OR HIRE-PURCHASE

VORTEXION Tape Recorders and P.A. Equipment, etc. also Recordings—Tape to Tape/Disc Service

GRIFFITHS HANSEN (Recordings) LTD. 32-33, GOSFIELD STREET, LONDON, W.1 Phones: MUSeum 2771/0642



—OF COURSE FOR THE Cyldon

"TELETUNER" units available for all known channels

UNCLES, BLISS AND CO. LTD NEW PARADE - CHERRY ORCHARD RD. - EAST CROYDON SURREY - TELEPHONE: CROYDON 3379/6390

SITUATIONS VACANT

ELECTRONIC engineers required for the technical advisory laboratory of design department; the work is varied and interesting, involving practical research into the suitability of all components and materials for inclusion in new designs of receivers, also investigations of oscillator stability, temperature measurements and compensation, etc., of prototype television and radio receivers, including special requirements for export equipment, etc., etc. Two vacancies exist—(a) for a senior engineer having H.N.C. or equivalent qualifications and some experience in the above work; and (b) for an assistant engineer having O.N.C. or equivalent qualifications. WELWYN Garden City is well situated in pleasant countryside within easy reach of London, and applicants from the London area would become eligible for housing.—Applications giving full details of experience, age, qualifications, salary expected should be forwarded initially to Personnel Department (R.11), Murphy Radio Limited, Welwyn Garden City, Herts. [7360]

RADIO engineer required for Posts and Telegraphs Department by Government of Sierra Leone on contract for 2 tours of 18 to 24 months each in the first instance. Salary according to qualification and experience on scale (including Expatriation Pay) £859 rising to £1,857 a year. Gratuity at rate £100/£150 a year. Outfit allowance £60. Free passages for officer and wife, also for 2 children under age 19 or grant up to £50 annually for maintenance in U.K. Liberal leave on full salary. Candidates should be A.M. (Brit.), J.R.E. by examination or equivalent and should have had experience in the field of radio engineering.—Write to the Crown Agents, 4, Millbank, London, S.W.1. State age, name in block letters, full qualifications and experience and quote M2C/42461/WF. [7449]

SITUATIONS WANTED

DISABLED ex-Serviceman requires interesting employment, temporarily resident England; prefer overseas, previously B.C. television, wide interests; O.N.C.—Box 2445. [7458]

ELECTRONIC prototype wireman, holds weekly staff position, very experienced all types, seeks employment, or change of prototype wiring shop.—Box 2707. [7507]

TECHNICAL TRAINING

LEARN it as you do it—we provide practical equipment combined with instruction in radio, television, electricity, mechanics, chemistry, photography, etc.—Write for full details to E.M.I. Institutes, Dept. WW36 London, W.4. [10036]

CITY and Guilds (Electrical, etc.) on "No Pass—No Fee" terms; over 95% successes; for full details of modern courses in all branches of electrical technology send for our 144-page handbook, free and post free.—B.I.E.T. (Dept. 368A), 29, Wright's Lane, London, W.8. [10117]

TUITION

NOTHING succeeds like success! What we have done a thousand times we can do again for you—see the B.N.R.S. advt. page 156. [0172]

FULL-TIME courses for P.M.G. Certs., C.G.L.I. Telecommunications, Radar Maintenance Cert. and B.Sc. (Eng.); prospectus free.—Technical College, Hull. [10111]

WIRELESS.—See the world as a radio officer in the Merchant Navy; short training period; low fees, scholarships, etc., available; boarding and day students; stamp for prospectus.—Wireless College, Colwyn Bay. [10018]

T.V. and Radio.—A.M. Brit. I.R.E., City and Guilds, R.T.E.B. Cert., etc., on "No Pass—No Fee" terms; over 95% successes; details of exams, and home training courses in all branches of radio and T.V. write for 144-page handbook—free.—B.I.E.T. (Dept. 397A), 29, Wright's Lane, London, W.8. [0116]

ALL EXAMINATIONS easier to pass by I.R.E. home study methods, A.M. Brit. I.R.E., C. & G. Telcoms, P.M.G. Cert. in Wireless Telegraphy, radio and TV servicing, etc.—Write for free prospectus: International Correspondence Schools, Dept. CL.42A, Kingsway, London, W.C.2. [10033]

A.M.I. Mech. E., A.M. Brit. I.R.E., City and Guilds, etc., on "No Pass—No Fee" terms, over 95% successes or details of Exams and courses in all branches of Engineering, Building, etc. write for 144-page Handbook—Free: B.I.E.T. (Dept. 387B), 29, Wright's Lane, London, W.8. [0118]

LEARN-AS-YOU-BUILD course in basic radio, electronic and electrical theory with practical training, building a 4-valve receiver and superhet signal generator and multimeter; write for free book.—International Correspondence Schools, Dept. CL.42, Kingsway, London, W.C.2. [10350]

TRAIN at home for a better position or a new hobby.—We offer comprehensive modern home tuition courses covering careers, hobbies; practical equipment supplied with many courses.—Write for free brochure, stating subject of interest, to E.M.I. Institutes, Dept. WW39, London, W.4. (Associated with H.M.V.) [10180]

A.M.I.P.R.E.—for details of suitable study course (only limited number of places accepted), send for free syllabus of instructional text; I.P.R.E., conditions of membership booklet 1/-; "The Practical Radio Engineer", journal, sample copy 2/3; 6,000 alignment peaks for superhets, 6/-.—All post free from Secretary, I.P.R.E., 20, Fairfield Rd., London, W.10. [7008]

TUITION

FREE!—Brochure giving details of home study training in radio, television and all branches of electronics; courses for the hobby enthusiast, or for those aiming at the A.M.Brit.I.R.E., City and Guilds, R.T.E.B., and other professional examinations; train with the college operated by Britain's largest electronics organisation; moderate fees.—Write to E.M.I. Institutes, Dept. WW28, London, W.4. [0179]

AUCTIONS

SALES every Thursday at 11 a.m.
EASTERN Auction Mart, Ltd.
 TELEVISIONS, radios, fridges, wash/machines, etc., etc.
 ENTRIES accepted working or not, 15% commission on lots sold (min. 10/-). No sale, no charge.
 WE collect in Greater London area.
 WHITEHORSE Lane, Mile End Rd., Stepney, E.1.
 STEPNEY Green 3993, 3296, 1033. [0125]

BOOKS, INSTRUCTIONS, ETC.

"W.W." 51 copies, 1942-55 in 2 Easy Binders; offers.—Box 2690. [7496]
 SALE, "Wireless Worlds," Nov., 1939 (1st monthly No.), to December, 1951; offers.—Owen, 4, Belle Vue Gdns., Shrewsbury. [7499]
 "WIRELESS WORLDS," Jan., '41, to July, '56, in mint condition; first 4 vols. bound; offers.—Farren, 69, Westley Rd., Birmingham, 27. [7420]
 58 Bound Volumes "Wireless World," Vol. I (1913) to Vol. 62 (1956), four volumes short of complete set, (missing vol Nos. 8, 9, 45 and 46), excellent condition, all bound same style; Offers to—Box 2241. [7434]

F. M. RADIO SERVICING HANDBOOK

by G. J. KING, M.I.P.R.E.

- PRICE 25/- Postage 1/3.
 Telecommunications, by W. Fraser. 65/- Postage 2/-.
 Transistor Circuits, by R. P. Turner. 22/- Postage 1/-.
 Television Engineers' Pocket Book, by E. Molloy and J. P. Hawker. 10/6. Postage 8d.
 Industrial Electronics Circuits, by R. Kretzmann. 35/- Postage 8d.
 Rapid TV Repair, by G. Warren Heath. 23/- Postage 1/-.
 Receiving Aerial Systems, by I. A. Davidson. 21/- Postage 8d.
 Basic Mathematics for Radio and Electronics, by F. M. Colebrook and J. W. Head. 17/6. Postage 1/-.
 Radio Designer's Handbook, by F. Langford-Smith. 42/- Postage 1/6.
 Radio Valve Data, compiled by "W.W." 5/- Postage 8d.

THE MODERN BOOK CO.

19-23 PRAED STREET LONDON, W.2

BRITAIN'S LARGEST STOCKISTS OF BRITISH AND AMERICAN TECHNICAL BOOKS

Complete Catalogue 6d.

Phone: PADDington 4185 Open 6 days 9-6 p.m.

BOOKS, INSTRUCTIONS, ETC.

"TELECOMMUNICATIONS (Principles) I and II in m.k.s. Units" covers everything for these C. and G. exams, numerous worked examples price 10/6; also "Radio Reference" covers everything from basic principles to VHF, transmitters, aerial arrays, FM, etc. 180,000 words, 588 figs., price 25/-.—Riddiford, 384, Tilehurst Rd., Reading, Berks. [7232]
 "TELEVISION Explained." By W. E. Miller, M.A. (Cantab). M.Brit.I.R.E. Revised by E. A. W. Spreadbury. M.Brit.I.R.E. The sixth edition of a book which assumes a knowledge of the ordinary sound radio receiver, but no previous knowledge of television circuits. It is non-mathematical, written in simple language, and comprehensively illustrated by many diagrams and photographs. It will prove of great assistance to all students of television, to radio service engineers who wish to embark upon television work and want to understand the principles and circuits involved, and to knowledgeable owners of television receivers who would like to understand the working of their set. 12/6 net from all booksellers. By post 13/5 from Ilife & Sons Ltd., Dorset House, Stamford St., London, S.E.1.
 "RADIO Designer's Handbook." Editor: F. Langford-Smith, B.Sc., B.E., Senior Member I.R.E. (U.S.A.), A.M.I.E. (Aust.). A comprehensive reference book, the work of 10 authors and 23 collaborating engineers, containing a vast amount of data in a readily accessible form; the book is intended especially for those interested in the design and application of radio receivers or audio amplifiers. Television, radio transmission and industrial electronics have been excluded in order to limit the work to a reasonable size; 42/- net from all booksellers. By post 44/3 from Ilife & Sons Ltd., Dorset House, Stamford St., S.E.1.

FOR SALE
SCR 584
 RADAR SET and TRAILER
 As new condition—Fully equipped. 10 CM. Search and Track. Ideal for Guided Missile Tracking. Trailer Van, Tools, some Spares, etc.
CONTACT OWNER
 P. J. P. LISHNER, 550 6th AVE., NEW YORK

Forrest
 Transistor Transformers for Quality Equipment
H. W. FORREST (Transformers) Ltd.
 349 Haslucks Green Road, Shirley, Solihull, Warwicks. Tel.: Shirley 2483

YOUR METER DAMAGED?

don't scrap it -
LET GLASER REPAIR IT!
 Leading Electrical Instrument Repairers to the Industry

Contractors to the Ministry of Supply and General Post Office Repairs by skilled craftsmen of all makes and types of Voltmeters, Ammeters, Microammeters, Multirange Test Meters, Radio Thermometers, Recording Instruments, etc. Quick deliveries—for speedy estimate send defective instruments by registered post to:—

L. GLASER & CO. LTD.

Electrical Instrument Repairers
 97-100 ALDERSGATE STREET, E.C.1
 (Tel.: MONarch 6822)

RADIO & ELECTRONIC ENGINEERS . . .

The MORSE CODE is still, and always will be, the basic Code for individual Signalling, whether on visual or telecommunication circuits. So add this simple and interesting subject to your qualifications. Apart from the pleasure derived from this extra knowledge, it counts for much when a step up the ladder is under consideration. Write for the **CANDLER BOOK OF FACTS** and see for yourself how fascinating the Candler method of teaching the Morse Code will prove.

CANDLER SYSTEM CO.
 (56W) 52b ABINGDON ROAD, LONDON, W.8
 Candler System Co., Denver, Colorado, U.S.A.

PROVED
 The finest method for cleaning records
 Already over 20,000 enthusiastic users

THE "Dust Bug"
 AUTOMATIC GRAMOPHONE RECORD CLEANER
 PATENT APPLIED FOR

Price reduced to 17/6 (plus 7/- purchase tax)
 from your local dealer or
CECIL E. WATTS

Consultant and Engineer (Sound Recording and Reproduction)
 Darby House, SUNBURY-on-THAMES, MIDD

Hi - Fi

Obtainable from

L. WESTWOOD 46 GEORGE ST. WESTWOOD
 PHONE OXFORD 4785

AMPLIFIERS AND TUNERS

Leak T.L.12	£18 18 0
Leak Variotape III	£15 15 0
Quad. Mk. II and Control Unit	£42 0 0
Osram 912, from	£22 10 0
Mullard 5/10	£18 10 0
T.S.L. (with cabinet)	£13 13 0
Tripletone 12 w. Hi-Fi Major	£15 18 9
Tripletone De Luxe	£9 7 6
Tripletone Junior	£6 19 6
Armstrong PB. 409 AM/FM	£29 8 0
T.S.L. AM/FM chassis	£32 11 0
T.S.L. F.M. Tuner	£17 10 0
Eddystone F.M. Tuner Model 820	£31 8 0

TRANSCRIPTION MOTORS

Garrard 301 Transcription Unit	£26 8 0
Connoisseur Transcription Unit	£28 11 0
Lenco GL.55 Transcription Unit	£17 10 4
Lenco GL.56 Transcription Unit	£23 7 0
Collaro Transcription Unit	£19 10 0

SPEAKERS

Tannoy Dual Concentric 15in. with X-over	£35 12 0
Tannoy Dual Concentric 12in. with X-over	£29 5 4
Tannoy Direct Radiator 12in.	£14 0 0
Goodmans Axiom 150	£11 5 0
WB.HF.10/12	£4 19 9
Tweeters and a range of Wharfedale Units stocked. W.B. and Goodmans Cabinets. Amplifiers and Cabinets Custom built.	

PICK-UPS

Leak Arm L.P. Head, diamond and Trans.	£13 16 5
Connoisseur Mk. II L.P. Head (Diamond)	£12 15 6
Garrard TPA.10 T/O Head, Diamond LP.	£15 9 0
B.J. Pick-ups, Goldring and Tannoy Cartridges, etc.	

EDDYSTONE Communications Receivers

Model 750	£78 0 0
Model 840A	£55 0 0
Model 870	£34 16 0

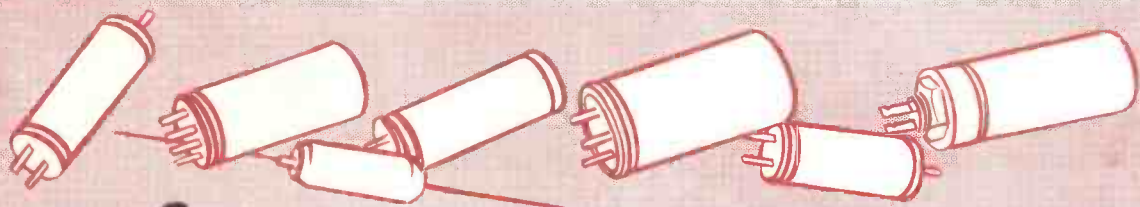
A MAST PROBLEM? WRITE TO **Sky masts**

BEADON GARAGE BEADON ROAD LONDON W6 Telephone RIVERSIDE 1124 and 7878

INDEX TO ADVERTISERS

Abix (Metal Industries), Ltd.	Page 91	Garrard Eng. & Mfg. Co., Ltd. The	Page 25	Proops Bros., Ltd.	Page 165
Acoustical Mfg. Co., Ltd.	69	Ge Bros., Radio, Ltd.	167	Pye Ltd.	25
Adcoa Products, Ltd.	77	General Electric Co., Ltd.	65, 81	Pye Telecommunications, Ltd.	96
A.D.S. Relays, Ltd.	158	Gilfillan, R., & Co., Ltd.	187	Quality Mart	140
Advance Components, Ltd.	18	Gilson, R. F., Ltd.	183	Quartz Crystal Co., Ltd.	180
Aircraft Marine Products (Great Britain), Ltd.	8	Glaser, L., & Co.	189	Radio & T.V. Components (Acton), Ltd.	120
Airmec, Ltd.	6	Goldring Manufacturing (Gt. Britain), Ltd.	73	Radio Component Specialists	161
Alpha Radio Supply Co., The	150, 151	Goodmans Industries, Ltd.	47	Radio Corporation of America	59
Amphenol, Ltd.	127	Grampan Reproducers, Ltd.	119	Radio Exchange Co., The	130
Amplex Appliances (Kent), Ltd.	146	Gray, Arthur, Ltd.	132	Radio Servicing, Ltd.	23
Anders Electronics, Ltd.	76	Grayshaw Instruments	188	Radio Servicing Co.	140
Antiference, Ltd.	24	Griffiths Hansen (Recordings), Ltd.	188	Radiospares, Ltd.	120
Appointments Vacant	168, 169, 170, 171, 172, 173, 174, 175	Hall Electric, Ltd.	16	Radio Supply Co. (Leeds), Ltd.	144, 145
Arcoelectric Switches, Ltd.	66	Hanney, L. F.	178	Radio Traders, Ltd.	162
Armstrong Wireless & Television Co., Ltd.	52, 179	Harding Electronics	164	RCA, Great Britain, Ltd.	56
Aspden, W.	164	Harmsworth, Townley & Co.	184	Reida Radio, Ltd.	157
Automat, Ltd.	126	Harris Electronics (London), Ltd.	153	Reliance Manufacturing Co., Ltd.	82
Automatic Telephone & Electric Co., Ltd.	7	Hatter & Davis, Ltd.	133, 181	Reproducers & Amplifiers, Ltd.	49
Avo, Ltd.	1	Henley's, W. T. Telegraph Works Co., Ltd.	182	Rogers Development (Electronics), Ltd.	64
B. & K. Laboratories, Ltd.	27	Henry's (Radio), Ltd.	158, 133	Rollett, H., & Co., Ltd.	184
Batey, W. & Co. (Exports), Ltd.	166	Higen & Watts, Ltd.	122	Rumbaken, Ltd.	122
Beamish, V.	164	Hivac, Ltd.	48	Salford Electrical Instruments, Ltd.	29
Belclere Transformers, Ltd.	116	Home Radio, Ltd.	152	Samsons Surplus Stores	160
Belling & Lee, Ltd.	101	H.P. Radio Services, Ltd.	114	Savage Transformers, Ltd.	185
Benson, W. A.	178	Hunt, A. H. (Capacitors), Ltd.	88	Semiconductors, Ltd.	32
Berry's (Short Wave), Ltd.	86	Hunton, Ltd.	88	Sherwood Instruments	166
Birmingham Sound Reproducers, Ltd.	110	Iliffe & Sons, Ltd.	33, 126, 154	Siemens Edison-Swan, Ltd.	43, 83, 107
Bonchord, Ltd.	130	International Aeradio, Ltd.	116	Simmonds, L. E., Ltd.	190
Bradmatic, Ltd.	126	International Correspondence Schools	170	Sky masts	84
Brenell Engineering, Ltd.	68	Jackson Bros. (London), Ltd.	60	Smith, G. W. (Radio), Ltd.	146, 147
Britain, Chas. (Radio), Ltd.	155	Jason Motor & Electronic Co.	116, 122	Smith, H. L., & Co., Ltd.	181
British Communications Corporation, Ltd.	31	Jeffery Transformer Co.	166	Smith, W. H. & Sons, Ltd.	80
British Institute of Engineering Technology	182, 185	Kaye & Co.	122	Solartron Electronic Group, Ltd.	2
British Insulated Callender's Cables, Ltd.	122	Kenroy, Ltd.	180	Sonmag, Ltd.	164
British National Radio School	156	Keyswitch Co., The	90	Southern Radio Supply, Ltd.	180
British Physical Laboratories	94	Kolectric, Ltd.	64	Southern Technical Supplies	166
Brookes Crystals, Ltd.	84	Kruger	164	Specialised Electronic Components	164
Brown, S. G., Ltd.	50	Lasky's Radio, Ltd.	141, 142, 143	Specialist Switches	86
Bulgin, A. F., & Co., Ltd.	Edit. 613	Leak, H. J., & Co., Ltd.	111	Spectrol, Ltd.	123
Bullers, Ltd.	78	Leavers-Rich Equipment, Ltd.	180	Spencer-West, Ltd.	166
Burne Jones & Co., Ltd.	48, 60	Lewis Radio Co.	127	Sperry Gyroscope Co., Ltd.	13
C. & G. Kits	124	Light Soldering Developments, Ltd.	114	Staar Electronics, Ltd.	30
Canadian Westinghouse Co., Ltd.	55	Lionnet, J., & Co.	187	Stamford, A. L.	168
Candler System Co.	189	Lockwood & Co. (Woodworkers), Ltd.	121	Standard Telephone & Cables, Ltd.	99, 104
Candross Engineering Co., Ltd.	186	London Central Radio Stores	182	Stearit & Porcelain Products, Ltd.	24
Champion Electric Corporation	42	Long Playing Record Library	114	Steatite Insulations, Ltd.	38
Champion Products	178	L. B. Supply Co., Ltd.	114	Stern Radio, Ltd.	135, 136, 137
Chapman, C. T. (Reproducers), Ltd.	62	Lyons Radio, Ltd.	188	Stewart Transformers, Ltd.	82
Cinema Television, Ltd.	10, 115	Magnetic & Electrical Alloys, Ltd.	35	Sugden, A. R., & Co. (Engineers), Ltd.	78
City Sale & Exchange, Ltd.	56	Magnetic Devices, Ltd.	53	Superior Radio Supplies	72
Clarke, H., & Co. (Manchester), Ltd.	124	Maid Order Supply Co.	52	Sutton Coldfield Electrical Engineers	90
Carvox Products	148, 149	Marconi Instruments, Ltd.	105	Tannoy Products, Ltd.	88, 131
Clyne Radio, Ltd.	148, 149	Marconi's Wireless Telegraph Co., Ltd.	105	Technical Ceramics, Ltd.	71
Compagnie Générale de Métrologie	50	Martin, J. H.	166	Telex Trading Co.	128
Concord Electronics	128	Mavez Electric Co.	132	Television Eng., Ltd.	118
Cosmocord, Ltd.	100	Mazel Radio	163	Telegraph Condenser Co., Ltd.	Cover iii
Coscor Instruments, Ltd.	182	McMurdo Instruments Co., Ltd.	72, 90, 93, 134	Telegraph Construction & Maintenance Co., Ltd.	80
Covenry Radio	182	Mercia Enterprises, Ltd.	92, 129	Telequipment, Ltd.	79
Daly (Condensers), Ltd.	66	Mersey Cable Works	54	Tele-Rad (1943), Ltd.	129, 189
Davies, A., & Co.	186	Midland Instrument Co.	158	Teleton Co., The	182
Davis, Jack, (Relays), Ltd.	156	Mills, W.	186	Thorn Electrical Industries, Ltd.	67
Denco (Clacton), Ltd.	44	Modern Book Co.	159	Trix Electrical Co., Ltd.	Edit. 611
Dependable Radio Supplies	160	Modern Electrics, Ltd.	133	T.R.S. Radio	162
Dependable Relay Co.	74	Modern Techniques	133	Truchrod, Ltd.	121
Direct T.V. Replacements	119	M.R. Supplies, Ltd.	80	Truvox, Ltd.	87
Dixon, L., & Co.	183	M.S.S. Recording Co., Ltd.	125	Uncles, Bliss & Co.	188
Duke & Co.	159	Mullard, Ltd.	3, 51, 84, 89, 98	Universal Book Co.	184
Dulci Co., Ltd., The	82, 124	Multicore Solder, Ltd.	Cover iv	Universal Electronics	156
Duode Natural Reproducers	180	Multitone Electric Co., Ltd.	20	Valradio, Ltd.	128
Eddy's (N'tham), Ltd.	152	Murex, Ltd.	44	Venmer Electronics, Ltd.	14
Egen Electric, Ltd.	63	Nagard, Ltd.	92	Verdik Sales, Ltd.	46
E.I.R. Instruments, Ltd.	186	N.A.R. Agencies, Ltd.	184	V.E.S. Wholesale Services, Ltd.	154
Electro-Acoustic Developments	185	Nash & Thompson, Ltd.	15	Vitavox, Ltd.	22
Electro-Acoustic Industries, Ltd.	19	National Plastics (Sales), Ltd.	132	Vortex, Ltd.	106
Electro-Methods, Ltd.	34, 61	Northern Radio Services	37	V.Z. Electrical Service	166
Electro-Winds, Ltd.	116	Oddie, Bradbury & Cull, Ltd.	183	Walmore Electronics, Ltd.	88
Electronic Precision Equipment	112, 113	Osmor Radio Products, Ltd.	154	Watts, Cecil E.	189
Electronic Tubes, Ltd.	45	Oxley Developments Co.	187	Watts Radio	154
Elliott Bros. (London), Ltd.	63	Painton & Co., Ltd.	36	White Kerr Laboratories, Ltd., The	87
E.M.G. Handmade Gramophones, Ltd.	168	P.A.M., Ltd.	39, 119	Webber, R. A., Ltd.	140
E.M.I. College	118	Parker, A. B.	177	Webb's Radio	91, 186
E.M.I. Electronics, Ltd.	108	Partridge Transformers, Ltd.	177	Westwood, L.	189
E.M.I. Institutes	103, 106, 182, 186	P.C.A. Radio	70	Weymouth Radio Mfg. Co., Ltd., The	76
E.M.I. Sales & Service, Ltd.	118	P.C.D., Ltd.	130	Wharfedale Wireless Works	86, 92
English Electric Valve Co., Ltd.	41	Pearce, T. W.	184	White S.S. Co. of Gt. Britain, Ltd.	46, 54
Enthoven Solders, Ltd.	4	Pearson, M. & J.	166	Wilkinson, L. (Croydon), Ltd.	152
E.V., Ltd.	85	Perth Radios, Ltd.	74	Wilson, Ronald, & Co.	184
Ferranti, Ltd.	21	Phillips & Bonson, Ltd.	40	Woden Transformer Co., Ltd.	58
Fimer, J. T.	180	Plasticable, Ltd.	134	Wright & Weaire, Ltd.	62
Finsbury Trading Co.	179	Plessey Co., Ltd.	134	Young, C. H.	160
Forrest, F. H. W.	118	Plishner, J.	189	Z. & I. Aero Services, Ltd.	176
Foye, W. & G., Ltd.	116	Post Radio Supplies	164, 166		
Franks, H.	158	Power Controls, Ltd.	15		
Fringevision, Ltd.	134	Premier Radio Co.	93, 94, 95		
Frith Radiocraft, Ltd.	166	Pres'on, A., & Sons	120		

Printed in Great Britain for the Publishers, HIFFE & SONN LTD., Dorset House, Stamford St., London, S.E.1, by CORNWALL PRESS LTD., Paris Garden, London, S.E.1. *Wireless World* can be obtained abroad from the following: AUSTRALIA and NEW ZEALAND: Gordon & Gotch, Ltd. INDIA: A. H. Wheeler & Co. CANADA: The Wm. Dawson Subscription Service, Ltd.; Gordon & Gotch, Ltd. SOUTH AFRICA: Central News Agency, Ltd., William Dawson & Sons (S.A.), Ltd. UNITED STATES: Eastern News Co., 304 West 11th Street, New York 14.



Will you pay for something

you cannot see ?

Most condensers, according to type, look very much alike. In appearance, finish, size, electrical characteristics, there is not very much to distinguish one make from another.

At **Earl's Court Radio Show**, T.C.C. Condensers were to be found on more Radio & T.V. Sets than any other make. Significant, isn't it?—yet there's a very good reason.

No Set Maker can afford to hazard his reputation by using condensers that might give trouble—not even to save money in a highly competitive market where every penny counts. To the set maker the most valuable feature in any condenser is one he cannot see or measure. It is its **Dependability**.

T.C.C. Dependability is a by-word in the industry. It stems from more than half a century dedicated to condenser development and research. No other manufacturer in Britain has a background so rich in specialised knowledge and experience. See that you also choose T.C.C. for your service work—they will protect your reputation too.



THE TELEGRAPH CONDENSER CO. LTD.

RADIO DIVISION · NORTH ACTON · LONDON · W3 · Telephone: ACORN 0061

MANUFACTURERS OF T/V, RADIO AND ELECTRONIC EQUIPMENT

**REDUCE BIT WEAR AND
INCREASE
JOINT STRENGTH WITH**

Ersin Multicore

SAVBIT
TYPE 1 ALLOY

By using Ersin Multicore Savbit Type 1 Alloy on their production lines, leading manufacturers are drastically cutting the cost of maintaining and replacing soldering iron bits. Savbit alloy contains a small percentage of copper to prevent absorption by the solder alloy from the solder bits — *increasing their life by up to 10 times.*

At the same time, the presence of this extra copper increases the creep properties and strength of joints in all soldering processes. SAVBIT TYPE 1 ALLOY with 362 Ersin Flux has now received Ministry Approval under number DTD/900/4535. It may be used for soldering processes on equipment for Service use in lieu of solder to B.S.219.

MULTICORE SOLDERS LIMITED, MULTICORE WORKS, HEMEL HEMPSTEAD, HERTS. (BOXMOOR 3636)

SAVBIT FOR FACTORIES

Savbit Type 1 Alloy is supplied to factories at bulk prices on 7 lb. reels. 16 and 18 s.w.g. are the diameters most suitable for the majority of soldering processes. Supplies are also available on 1 lb. reels in all gauges.



SAVBIT FOR THE SERVICE ENGINEER



Approx. 170 ft. of 18 s.w.g. SAVBIT is supplied on a 1 lb. reel individually packed in a carton and is available from trade stockists under reference R18SAV.

Price 15/- (subject).

SAVBIT FOR THE SMALL USER

The popular Size 1 Carton is now supplied in 3 specifications: 53 ft. of 18 s.w.g., 30 ft. of 16 s.w.g. or 20 ft. of 14 s.w.g. 5/- each (subject).



Christmas gifts

SUITABLE FOR THE TECHNICAL MAN AND THE AMATEUR ENTHUSIAST

HOME CONSTRUCTOR'S 7/8 PACK



Now available containing alternative specifications: 19 ft. of 18 s.w.g. 60/40 alloy or, for soldering printed circuits, 40 ft. of 22 s.w.g. 60/40 alloy. Both wound on reels. 2/6 each (subject).

Bib WIRE STRIPPER AND CUTTER

This 3 in 1 tool strips insulation without nicking the wire, cuts wire cleanly and splits plastic extruded twin flex. Adjustable to most wire thicknesses.

3/6 each (subject).



Bib RECORDING TAPE SPLICER

An excellent splicer incorporating many refinements and quickly saving its cost in tape economies, complete with razor cutter. 18/6 each (subject).

