

Harold
NOVEMBER 1957

TWO SHILLINGS


Wireless World

ELECTRONICS

Radio • Television



FORTY-SEVENTH YEAR OF PUBLICATION



Setting up polythene core ready for irradiation.



Specimens of polythene cable after heating at 200°C. Top: Normal sample. Bottom: Irradiated sample.

How we make good cables — better

Take polythene for instance, already noted for its excellent electrical characteristics and widely used in the cable industry.

Then make it stronger, more elastic and improve its temperature characteristics. The result, a better material still.

How do we do it? By bombarding polythene

with electrons to cause a chemical change. A process known as electron irradiation and an important step forward in the general development of plastic materials for our wide range of cables.

We have a publication which tells you more about this process. May we send you a copy?

BICC

IRRADIATION OF POLYTHENE

BRITISH INSULATED CALLENDER'S CABLES LIMITED
21 Bloomsbury Street - London, W.C.1

Wireless World

ELECTRONICS, RADIO, TELEVISION

Managing Editor: HUGH S. POCOCK, M.I.E.E.
Editor: F. L. DEVEREUX, B.Sc.
Editorial Consultant: H. F. SMITH

NOVEMBER 1957

In This Issue

- VOLUME 63 No. 11
PRICE: TWO SHILLINGS
FORTY-SEVENTH YEAR
OF PUBLICATION
- ◆ ◆ ◆ ◆ ◆ ◆
- Offices: Dorset House,
Stamford Street, London,
S.E.1.
- Please address to Editor,
Advertisement Manager or
Publisher, as appropriate.
- Telephone :
WATERloo 3333 (60 lines)
- Telegraphic Address :
"Ethaworld, Sedist, London".
- 515 Editorial Comment
516 "Solid Circuits"
518 World of Wireless
521 Return Loss—1
525 Semiconductor Symbols
529 Loudness
534 Bi-Directional F.M. Aerials
536 Short-Wave Conditions
537 Recent Audio Developments
539 Calibrated D.C. Oscilloscope
543 400-Watt Audio Amplifier
547 Technical Notebook
549 Component Testing Bridge
550 Servicing Printed Circuits
553 Severe Ionospheric Storm
554 Television Frame-Pulse Separator
560 News from the Industry
561 November Meetings
562 Random Radiations
564 Unbiased
- By Thomas Roddam
By P. M. Thompson and
J. Bateson
By "Cathode Ray"
By H. B. Dent
By B. Pearce
By G. R. Woodville
By C. D. Lindsay
By Jack Darr
By H. D. Kitchin
By "Diallist"
By "Free Grid"

PUBLISHED MONTHLY (4th Tuesday of preceding month) by ILIFFE & SONS LTD., Dorset House, Stamford Street, London, S.E.1. Telephone: Waterloo 3333 (60 lines). Telegrams: "Iliffepres, Sedist, London." Annual Subscription: Home and Overseas, £1 15s. 0d. Canada and U.S.A. \$5.00. Application for second-class mailing pending at Post Office, New York, N.Y. BRANCH OFFICES: BIRMINGHAM: King Edward House, New Street 2. Telephone: Midland 7191. COVENTRY: 8-10, Corporation Street. Telephone: Coventry 5210. GLASGOW: 26B Renfield Street, C.2. Telephone: Central 1265. MANCHESTER: 200, Deansgate, 3. Telephone: Blackfriars 4412. OVERSEAS OFFICES: U.S.A.: 111, Broadway, New York, 6, N.Y. Telephone: Digby 9-1197. CANADA: 67, Yonge Street, Toronto, 1, Ontario. Telephone: Empire 6-0873.

A service for all who need complete data on Mullard valves, tubes and semiconductor devices



The Mullard Technical Handbook is a loose-leaf publication, issued on a subscription basis and containing data sheets on all Mullard valves, tubes and semiconductor devices in current production.

From one to twenty pages are devoted to each type, data including: standard ratings, recommended operating conditions and performance figures for various applications, limiting values, characteristic and performance curves.

Subscribers receive supplementary or revised sheets automatically as they are issued and thereby have early intimation of new introductions.

At present the Handbook comprises four volumes with the following contents:—

Mullard

Mullard Limited, T.S.D., Data and Publications Section,
Mullard House, Torrington Place, London, W.C.1.

VOLUMES I and IA

Data on current Receiving and Amplifying Valves. Cathode Ray Tubes. Crystal Diodes and Transistors. Photocells. Cold Cathode Tubes. Small Thyratrons. Miscellaneous and Special Tubes.

VOLUME 2

Data on earlier type Receiving and Amplifying Valves and Cathode Ray Tubes still in limited production for the maintenance of existing equipment.

VOLUME 3

Data on Power Valves for Transmitting and Industrial Equipment. Power Rectifiers. Large Thyratrons. Microwave Devices.

For full details of this service, including subscription rates and application form, write to the address below.



Communication by Induction

AN amendment (Statutory Instrument 1957, No. 978) to the regulations governing the issue of wireless licences by the Postmaster General makes provision for a new "Induction Communication Licence . . . to establish and use, within a specified frequency band not being above 250 kilocycles a second, sending and receiving stations for wireless telegraphy the number whereof is not limited by the licence, for the purpose of sending and receiving messages concerning the business of the licensee between stations, or between one or some of the stations and another or others of them (not being a licence authorizing the transmission of messages directly between fixed stations)."

Resentment at the imposition of this charge is being expressed in many quarters.

One view is that the P.M.G. has exceeded his powers and that induction is not wireless telegraphy within the meaning of the Act. According to this view no use is made of the free-space, self-propagating electromagnetic field which is the basis of radio communication, as generally understood, and the selective calling systems of the largest hospitals and offices are contained within the induction field of even the highest permitted frequency.

Unfortunately, this argument cannot, in our view, be pressed home. The definition of "wireless telegraphy" by the Act of 1947 is much wider than that which would be given by practising wireless engineers. The term "radiation" is avoided and we are told that "wireless telegraphy" means the emitting or receiving, over paths not provided by any material substance constructed or arranged for that purpose, of electromagnetic energy of a frequency not exceeding 3 million Mc/s for conveying messages, sound or visual images, for the determination of bearing or distance or for gaining information of the presence or absence of objects. It is not much use arguing that in a loop-coupled system one is using only the magnetic field, because to convey information one must vary this field and by so doing a disturbance is propagated with the velocity of light to the tenuous extremities of the magnetic field, and this travelling disturbance will always be accompanied by a complementary electric field. This would be just as true if the field were varied by moving the keeper on a permanent magnet as it would be by varying a current.

Proof that low frequencies are propagated electromagnetically is provided by the "whistler" atmo-

spherics that follow a path through outer space and can be picked up by a sensitive audio amplifier connected to an elevated aerial. Incidentally, if an originating signal had a frequency of less than 2c/s the whole world would be within the induction field, and as far as the Act is concerned there is no low limit of frequency for "wireless telegraphy."

Another argument goes something like this. If the P.M.G. gets away with this induction licence what is to stop him, if he thinks fit, from demanding a licence fee for the use of transformers in communication equipment? Information is conveyed by electromagnetic energy from a transmitter (primary) to a receiver (secondary). True there may be a contrived intermediate substance (an iron core) which gives exemption under Section 19, but what happens if we use an air-cored transformer, and at what value of the coefficient of coupling does the device cease to be a transformer and become a communication system?

There is enough argument here to keep a technical committee or tribunal busy as long as funds hold out, though it would not take them long to discover that distance between source and sink of energy is the operative factor. Although all inductive communication systems are now used indoors and there is negligible outside field, in principle there is no limit to the range if power, loop area and receiver sensitivity are increased. We can vouch for experience for the fact that some magnetic measurements made a few years ago were plagued by interference from trams in a town eight miles away and had to be made at night after the last tram had gone into the depot. If a mobile service were developed on these lines would it be equitable to make no charge while still collecting from users of existing v.h.f. equipment?

Such arguments are a little far-fetched if only for the reason that adequate signal/noise ratio would be difficult to achieve at low frequencies. We bring them forward only to clear the ground before asking why a licence should be demanded so long as all calling systems are restricted to enclosed premises. The P.M.G. does not collect a revenue from house internal telephone installations; why does he insist on his legal right to do so when induction is used instead of a wire connection? If interference is caused outside the premises he could no doubt acquire the powers necessary to intervene, whether the apparatus is licensed or not.

"SOLID CIRCUITS"

Glimpses into the Future at Malvern Components Symposium

THE circuit designer of the future will have to be something of a sculptor and architect, as well as a physicist and engineer, if a new kind of electronic circuit described at the recent International Symposium on Electronic Components at Malvern really comes into existence. Known as a "solid circuit," it consists of a small block of semiconductor material which is specially "doped" and shaped and deposited with films of conductive, resistive and dielectric materials. This forms the equivalent of several transistors connected by resistors and capacitors into a complete functional circuit unit.

At the moment the solid circuit is little more than an idea. It is being investigated by the Royal Radar Establishment at Malvern (who organized the Symposium) in conjunction with Plessey's. A hypothetical example, described by G. W. A. Dummer of R.R.E. and displayed as a model in the Symposium exhibition, was a transistor flip-flop with two emitter-follower outputs—a total of four transistors—all contained within a tiny piece of silicon about $\frac{1}{8}$ inch square by $\frac{1}{16}$ inch thick. The semiconductor was "doped" to form a p-n-p structure and had various sections removed to leave thin bridges of material with relatively high resistances. These high-resistance paths formed the collector and emitter loads of the transistors connected to common power supply rails. Other resistors were provided by films of resistive material deposited on the surface of the silicon, while capacitors were constructed in a similar manner from thin metallic layers with insulators between.

It appears there is a possibility of incorporating inductors as well, and here the technique seems to link up with another suggested type of "solid circuit" using ferrite as the basic material. A good deal of work has already been done on printing conductors through holes in ferrite blocks to form the equivalent of cored inductors. The conjunction of these two techniques—semiconductor and ferrite—certainly offers some exciting possibilities for the future, and it was perhaps significant that a call for more work in this direction, away from conventional components, was made by John Sargrove, who designed some of the first "solid circuits" for automatic production in his ECME machine.

Other speakers mentioned devices already in existence which go some way towards the "solid-circuit" ideal. A. W. Rogers of the U.S. Signal Corps, for example, described piezo-electric bandpass filters in which ceramic titanate material replaces the resonant combinations


of L and C used in conventional circuits. Mr. Rogers was mainly concerned with the development of new components and techniques for transistor circuits, and he stressed the need for what might again be called "solidity" in circuits—in the sense of packing as much as possible into a small space. In achieving "volumetric efficiency" in military equipment, he felt there was too much emphasis on miniaturization of individual components and not enough on the efficient utilization of space by improved methods of mounting and packaging. The overall "volumetric efficiency" for an average equipment built up from packaged units was only about 15%, but it should be possible to attain at least 50%.

Heat Problems

As one might expect, a great deal of the Symposium was devoted to the design of components for operating under severe environmental conditions—extremes of heat, cold, humidity, shock, vibration and nuclear radiation. Of these, heat seems to be the major problem, and one speaker, Col. J. S. Lambert of the U.S. Air Force, said that his organization was giving its main attention to high-temperature operation because it was felt that any new techniques evolved would automatically solve some of the other problems. He was referring particularly to guided missiles, where temperatures in excess of 500°C—generated by air friction and the propulsive system—are quite common in flight.

The use of liquid cooling systems is a fairly new technique which seems to be gaining ground. One example in the R.R.E. exhibition was an experimental liquid-cooled chassis system. The components were

Acceleration test machine for airborne electronic equipment. The acceleration range is 2-40g. Connections to the apparatus under test are made by slip rings.



mounted on aluminium sheet containing integral ducts through which the coolant was circulated. Valves were clamped horizontally in split metal tubes fixed down to the chassis. Apart from increasing the transfer of heat beyond that normally obtained with air cooling, the system makes possible a greater thermal loading of the equipment, resulting in a saving in size and weight—even when the cooling apparatus is taken into account. The particular unit shown was dissipating 325 watts in a sealed drum 7 inches in diameter and 10 inches long, but the internal temperature was nevertheless quite safe for conventional components.

Liquid cooling is also used to some extent in individual components which lend themselves to this treatment—for example transformers and chokes mounted in containers. L. F. Kilham of Raytheon (U.S.A.) described transformers which, by the use of fluorine compounds to get the heat away quickly, could be made very much smaller in size than would be necessary with ordinary air cooling. Reductions in size and weight of about three or four times could be obtained. The liquids (which are similar to those used for refrigeration) are compatible with the materials used in transformers, are non-inflammable and non-toxic, and have a high dielectric strength and self-healing properties. Sometimes the coolant takes the form of a vapour and sometimes a boiling liquid (in which case it acts rather like a thermostat). The technique has been used for about two years in the U.S.A. and some transformers have been found to have lives of 10,000 hours or more.

High-temperature Transformers

It is now quite possible, however, to design transformers so that they will operate at very high temperatures—in the region of 100°C to 500°C—just as successfully as they do at normal room temperatures. Various British examples were described and shown in the exhibition. Glass-insulated wire is used for windings, sometimes treated with vitreous enamel, and silicon steel for the cores. Materials like glass cloth and ceramics are pressed into service, bobbins are made of metal or porcelain, while leads have to be brazed on to terminals instead of soldered. The windings often have metal plates embedded in them, or metal clamps around them, to conduct the heat away quickly, and are sometimes enclosed in evacuated cases.

Coming straight from the atmosphere of domestic radio, it was rather surprising to hear that printed circuits have so far penetrated very little into military equipment in this country. There were, however, a great many examples of potted circuits in the exhibition—and these, of course, are yet another variant on the idea of “solid circuits.” Epoxy resins are now widely used in preference to the polyester types because of their good adhesive properties and general toughness and resistance to chemicals. In addition to the conventional solid potting methods, it seems that R.R.E. are trying out a lightweight system of encapsulation in which the components are just dipped into the resin, to form a moisture barrier and prevent them from vibrating, and then the containers are sealed off with a ¼-inch layer of resin at top and bottom.

Solderless wrapped connections have come into the news again after many years of neglect (they were originally used in early telephone systems) and

appear to be highly thought of by the military electronics people. The end wires of a component are wrapped around rectangular terminal posts by an automatic tool, and the resultant stress is so great that the oxide film is crushed on both wire and terminal and the tin on the wire actually diffuses into the terminal after a certain period. The result is said to be inherently more reliable than soldered joints, even though the tension in the wire does relax eventually. Examples were shown which appeared to have been in a fire or at the bottom of the sea and yet still gave perfect connections.

Operation of components and equipment under severe environmental conditions means, of course, that a great deal of testing has to be done in which these conditions are simulated. The exhibition contained, in fact, several elaborate and expensive installations for doing such work—an acceleration test machine of the centrifuge type (see picture), an automatic component testing equipment (described in our last issue, p. 483), and—most impressive of all—a stratosphere test house, looking rather like the boiler room of a ship, in which wide ranges of temperature, pressure and humidity could be obtained inside a huge 750-cu ft stainless steel chamber.

One criticism made in the Symposium was that testing for reliability tends to take so much time that sometimes the components are obsolete before the results are available. Another speaker remarked that one of the test equipments did not give results compatible with the official specifications laid down. Whether these comments are valid or not, there is no doubt that the R.R.E. work is highly respected by the commercial manufacturers and provides information of immense value in the development of new components. Government “type approval” is becoming such an “O.K.” thing nowadays that, as Dr. D. H. Black, Director General of Electronics Research and Development, Ministry of Supply, remarked, firms are finding that they cannot sell their products without it!

B.S.R.A. COMES OF AGE

THE 9th Exhibition and Convention held at the Waldorf Hotel, London, by the British Sound Recording Association was made the occasion for celebrating the 21st anniversary of the foundation of the Association.

At the annual dinner the principal speaker was R. T. B. Wynn, chief engineer of the B.B.C., who paid tribute to the pioneers, professional and amateur, of disc and tape recording and to the part they had played in establishing the now very considerable recording resources of the B.B.C. There was still scope for originality in finding an economic solution to the problem of electrically recording television signals and he thought that amateurs could make valuable contributions, as they had in the past.

P. G. A. H. Voigt, one of the pioneers of high-quality sound reproduction, and now resident in Canada, contributed to the proceedings through the medium of tape recording.

In the competition for amateur-constructed equipment, the President's Trophy went to A. J. Harper for a four-channel mixer, the *Wireless World* Prize to W. Webber for a stroboscopic tape synchronizer for use with 8, 9.5 or 16mm film, and the Committee Prize to P. J. Baxandall for a 5-watt high-quality amplifier and equalizer unit.

WORLD OF WIRELESS

B.B.C. Television Coverage

TELEVISION is already available to 97% of the population and the B.B.C. coverage will extend to over 98% by about the end of this year, by which time it is expected that the power of the Crystal Palace station will have been increased, the temporary stations at Sandale (Cumberland) and Douglas (Isle of Man) will have been replaced by permanent stations, and the new station at Londonderry in Northern Ireland will have been completed; it is hoped also to introduce a temporary station near Dover.

The problem of serving the remaining 2% is a difficult one. Two new stations to serve about 140,000 people outside the service areas of existing B.B.C. stations are announced. One will be near Peterborough and the other in Orkney. Both stations will operate in Channel 5, the Peterborough station with horizontal polarization and the Orkney station, which will also radiate v.h.f. sound programmes, with vertical polarization.

The Norwich station, at Tacolneston, which has been operating on considerably reduced power to avoid interference with the Liège, Belgium, transmitter, will use increased power from December 1st. It will go up to its full power (varying from 1 to 10kW according to the direction) in the spring or early summer next year, when the power of the Liège transmitter will also have been increased.

Mobile Radio

PRIVATE mobile radio licences in force in the United Kingdom at the end of August totalled 1,561. They covered 1,805 base stations and 13,010 mobile stations. Of the mobile stations 11,411 were in land vehicles, 901 in ships and tugs and 696 portables and transportables.

The recently revised cost of a private mobile radio licence is £3 p.a. for each of the first two stations (base and mobile) and £2 p.a. for each additional station.

Two new types of licence were recently introduced. One providing for temporary mobile radio operation for up to 28 days, costing £1, and the other covering inductive "paging" systems (£2 p.a.). Regulations regarding these two new licences are given in Statutory Instruments 1957, No. 978.

Valves: Prospect and Retrospect

IN THE course of his inaugural address as president of the I.E.E. Mr. T. E. Goldup, a director of Mullard, referred to the changes which have taken place in the valve industry during the long period of his association with it. Some idea of the growth of the industry is given in these figures quoted by Mr. Goldup. In 1949 British manufacturers produced 19 million valves and 310,000 c.r. tubes; in 1956 the corresponding figures were 64 million and 2 million. The 1956 output of receiving valves in the U.K. was, however, but 9% of the world production of some 743 million, whereas the United States produced 67%.

Autumn Audio Fair

OVER 30 exhibitors have taken space at the Autumn Audio Fair to be held in the Grand Hotel, Harrogate, from October 25th to 27th. They are listed below. All the exhibitors have individual demonstration rooms in addition to stands.

Altobass	Lustraphone
Associated Electronic Eng.	M.S.S.
Champion	Mullard
C. T. Chapman	Pamphonic
Cosmocord	Philco
Dulci	Philips
Dynatron	Plessey
E.A.P.	Pye
E.A.R.	R.G.D.
E.M.I.	Sugden
Expert Gramophones	Tannoy
Garrard	Trix
Goldring	Vitavox
Grundig	W. & N. Electronics
Hi-Fi News	Whiteley
Jason	

Tickets for the Fair, which is open from 11.0 to 9.0 on each of the three days, are available from exhibitors or from this office. Applications should be accompanied by a stamped addressed envelope.

Radio Hobbies Exhibition

THIS year's R.S.G.B. amateur radio show has been restyled the Radio Hobbies Exhibition. It opens for four days at the Royal Horticultural Society's Old Hall, Vincent Square, London, S.W.1, on October 23rd. Admission to the exhibition, which will be open daily from 11.0 to 9.0, costs 2s.

The 22 exhibitors are:—

B.I. Callender's Cables	Panda Radio
British Amateur Television Club	Philpott's (Metal)
Clyne Radio	R.A.F.
Cossor Instruments	R.S.G.B.
E.M.I. Institutes	Royal Navy
Enthoven Solders	S.T.C.
K.W. Electronics	Short Wave Magazine
Labgear	Taylor Electrical Instruments
London U.H.F. Group	Wireless World and Electronic
Measuring Instruments	& Radio Engineer
Minimitter Co.	Whiteley
Mullard	

The B.A.T.C. is putting on a large-scale demonstration of home-constructed television equipment. On their stand will be six cameras and monitors and exhibitors will be given the opportunity of demonstrating equipment before the cameras. A television telephone link will also be demonstrated.

Television receiving licences in the United Kingdom increased during August by 61,459, bringing the total to 7,331,207. The overall total for broadcasting licences at the end of August, including the above and 322,085 for car radio receivers, was 14,685,231.

Comparisons.—"You can buy a top-quality 21-in. console, a first-class 17-in. or 21-in. portable, a good packaged hi-fi console with a-m and f-m radio and several three-way table radios for the price of a color console. No wonder the mass market doesn't want it now," Allen DuMont, chairman of DuMont Laboratories, quoted by *Electronics* business edition.

"**Mirror in the Sky**," the Mullard film on the work of Sir Edward Appleton on the ionosphere, was one of eleven films submitted by this country for showing at the 11th congress of the International Scientific Film Association meeting in Amsterdam.

St. Hilary.—Preparatory to the opening of the I.T.A. station at St. Hilary, near Cardiff, on December 17th, the stand-by transmitter will broadcast test transmissions in November, giving a much more powerful signal than that at present provided by the pilot transmitter. It is hoped to test the main transmitter, which will have an e.r.p. of 200 kW, for at least a week before programmes start. The transmitter operates in channel 10.

Long-distance v.h.f. propagation.—The I.E.E. Radio and Telecommunication Section is planning a symposium of papers on long-distance propagation above 30 Mc/s for January 28th. There will be two sessions at the Institution's headquarters. The first, on ionospheric forward scatter propagation, is at 2.30 and the second at 5.30 on tropospheric propagation beyond the horizon. Registration forms will be available in November. The fee for non-members will be about £1.

"An old problem in a new industry" is how Peter E. M. Sharp, writing in *Design*, summarizes the difficulties facing manufacturers of high-fidelity equipment in their efforts to combine appearance and functionalism. He surveys the problems which the purchaser has to face in making a united whole from the various components—tuner, amplifier, loudspeaker, turntable, and pickup.

"E.R.A. Weekly Abstracts," consisting on an average of 30 abstracts taken from British and foreign journals, issued up to now only to members of the Electrical Research Association, is being made available to the public. The lists, available if required typed on one side of the paper only, cover a wide range of electrical subjects. "Weekly Abstracts" is available from E.R.A. Information Bureau, Thorncroft Manor, Dorking Road, Leatherhead, Surrey, price 5 gns. a year.


Institute of Navigation membership increased during the year ended June 30th by 107, bringing the total to 1,741. The annual report records that the finances of the Institute were adversely affected by the three-day conference on collisions held in June, which accounted for £580 of the £1,600 excess of expenditure over income.

E.I.B.A.—The radio and electronics industry is well represented in the list of donors to the funds of the Electrical Industries Benevolent Association given in the 1957 Year Book. The Radio Industry Council contributed £500 and collections at the luncheons of the Radio Industries Club totalled £350. The Association assists "any deserving and necessitous persons, but excluding manual workers, who are or have been engaged primarily in any branch of an electrical industry."

Technical Writing.—A course of six weekly lectures on the techniques of technical writing opened at Borough Polytechnic, Borough Road, London, S.E.1, on October 11th. The lectures are being given by G. Parr at 2.30 (fee 10s).

I.T.A. in the N.E.—The eighth transmitting station to be built by the I.T.A. will be at Burnhope, about five miles south-east of Consett, Durham. The station, which will have an e.r.p. of 100 kW, is expected to cover the area, roughly crescent shaped, extending from Alnwick in the north, through Middleton in Teesdale in the west and nearly to Whitby in the south. It is hoped to bring the station into service in about a year.

MASTER CONTROL ROOM of the Glasgow studios of the Scottish independent television service. The film recording equipment, control racks and master control desk are all in one room, adjacent to which is the announcers' booth. All the studio and control room equipment has been supplied by Pye.



International Instruments.—The fourth international instrument show, organized by B & K Laboratories, of 57 Union Street, London, S.E.1, will be held at Caxton Hall, Westminster, London, S.W.1, from 24th to 29th March, 1958.

FROM ABROAD

Transistor sales in the United States are expected to exceed 30 million units this year. Last year's figure was a little below 13M. Figures published in the business edition of *Electronics* estimate that 42% will go into "entertainment" equipment, 30% to the commercial-industrial field, and 28% into military equipment. All the transistors in the first category and all but a few in the second are germanium, but in the military equipment over a quarter are silicon.

Home "Tele-cine."—Cited as an attempt by American cinemas to counteract the effect of television, a cinema in Bartlesville, Oklahoma, is experimentally transmitting films by wire to television receivers in patrons' homes. The fee, according to our contemporary, *Electrical Journal*, is \$9.50 a month for 13 first-feature films, plus supplementary films, music, news, etc.

High-power V.L.F. Station.—The U.S. navy is to build a new high-power v.l.f. station in Washington County, Maine. It is reported that the transmitter, which it is planned to bring into service in 1961, will operate on about 15-20 kc/s with a power of 2,000 kW.

Aerial Safety.—The first three cities or municipalities to be given power under the Canadian 1956 Radio Act, enabling them to take action against owners of receiving aerials considered to be a public danger, are announced by the Department of Transport, Ottawa. These localities have applied for and been designated as areas in which local building inspectors may enforce aerial safety regulations. These include the ability to withstand stipulated wind pressures when the aerial is covered with a half-inch of ice.

Auckland University.—We have been asked by Auckland University College to announce the formation of the Auckland University Engineers' Association for past and present graduates and students. There are many men who have passed through the School of Engineering since its formation in 1906 who cannot be traced. Details of the Association are obtainable from J. H. Percy, Auckland University College, Auckland, New Zealand.

Swedish Chain of Decca Navigator stations, officially opened on October 3rd, is the fourth to be brought into service this year. The others are Nova Scotia, Newfoundland East and Newfoundland West. A fifth—the Quebec chain—will be opened on November 5th.

Australian V.H.F.—An enquiry into the question of the introduction of v.h.f. broadcasting in the Commonwealth has been held by the Australian Broadcasting Control Board.

Personalities

Professor H. S. W. Massey, F.R.S., leader of the United Kingdom delegation at the I.G.Y. conference on rockets and artificial satellites held in Washington at the beginning of October is Quain professor of physics at University College, London. From 1946 to 1950 he was a member of the Radio Research Board of the D.S.I.R. For his work on the ionosphere he received the Hughes medal of the Royal Society in 1955. The other members of the delegation were: Dr. J. G. Davies, Jodrell Bank Experimental Station, W. T. Blackband, Royal Aircraft Establishment, and Alistair Anthony, British Joint Scientific Mission in the United States. Among the subjects discussed was the tracking of artificial satellites by optical and radio methods.

Dr. M. V. Wilkes, F.R.S., director of the Cambridge University mathematical laboratory, is the first president of the recently formed British Computer Society. Dr. Wilkes is an acknowledged authority in the field of digital computer design, in which he was a pioneer, and is well known for his book "Automatic Digital Computers."

E. R. L. Lewis, M.A., A.M.I.E.E., who joined Marconi's in 1950 as education and training officer and since 1955 has been manager of the education and technical personnel department, has been appointed to the newly created post of controller of education for the English Electric group, of which the Marconi companies are members. Mr. Lewis, who is 42, graduated at Trinity Hall, Cambridge, and after war service in the Royal Air Force technical signals branch, was for three years in the Signals Planning Section of the Ministry of Civil Aviation.

Sir Ronald Nesbitt-Hawes, who has been chief of educational administration since 1949, becomes education adviser to the English Electric group. Before joining English Electric Sir Ronald was for three years chief engineer and for nine years director-general of Posts and Telegraphs, Burma.

R. S. Roberts, who, as announced last month, has accepted the appointment of executive technical director to Wolsey Electronics, Ltd., is retaining his position as senior lecturer in the Northern Polytechnic's department of telecommunications. **John Gilbert**, head of the department, encourages members of his staff to maintain such connections with industry.

F. H. Townsend has resigned from the managing directorship of Cathodeon, Ltd., and has gone to the United States to take up an appointment with Machlett Laboratories, Inc., of Springdale, Conn. He joined Pye in 1938 and was deputy head of the vacuum laboratory until 1946, when he transferred to Cathodeon, a subsidiary, as chief vacuum engineer and manager. Before joining Pye he was in Cossor's research department for seven years. He is 46.



DR. J. S. McPETRIE, the new chairman of the I.E.E. Radio and Telecommunication Section, whose inaugural address on "Some radio aids for high-speed aircraft" is being given on October 16th.

K. R. Sturley, B.Sc., Ph.D., M.I.E.E., head of the B.B.C.'s engineering training department, is visiting the United States to study methods of training in broadcasting and radio engineering. During his stay Dr. Sturley will be presenting three papers written by members of the B.B.C. engineering division for the Audio Engineering Society's annual convention in New York and the Society of Motion Picture and Television Engineers' convention in Philadelphia.

Harold J. Leak, M.Brit.I.R.E., chairman and managing director of H. J. Leak & Co., is visiting North America. He was at the New York High Fidelity Fair (October 7th to 12th) and will be in Toronto for the Canadian Audio Fair (October 31st to November 2nd) where Leak equipment will be exhibited by Astral Electric Co., Ltd., of Toronto.

K. E. Harris, B.Sc., technical director of Cossor Radar & Electronics, Ltd., is on a five weeks' visit to North America during which he has attended the meeting of the International Civil Aviation Organization as a member of the United Kingdom delegation. He is also carrying out a survey of the evaluation trials which are being conducted on the Cossor secondary surveillance system by the Americans at Patuxent, Md. He is accompanied by **L. Perkins**, a Cossor engineer.

D. A. Lyons, managing director of Trix Electrical Co., succeeds **V. G. P. Weake** (Pamphonic) as chairman of the council of management of Audio Fairs, Ltd. This non-profit-making company was formed "to assume responsibility for future audio fairs in Great Britain."

Philip M. Thompson, who with John Bateson discusses transistor symbols in this issue, is in the transistor section of the Electronics Laboratory, Canadian Defence Research Telecommunications Establishment. He took the natural sciences tripos at Cambridge and after a short while at A.T. & E., Liverpool, returned to the Cavendish Laboratory. On leaving the laboratory he joined Salford Electrical Instruments and in 1950 emigrated to Canada. He is 31.

John Bateson, co-author of the article on page 525, served in the signals branch of the R.A.F. and was for some six years training "wireless trades" before his release from the Service in 1948. He then emigrated to Canada where he joined the radio propagation laboratory of what is now the Defence Research Telecommunications Establishment. He is 37 and is senior research technician in the establishment.

H. D. Kitchin, who describes in this issue a television frame pulse separator, rejoined Mains Radio Gramophones, Ltd., a few months ago to work on colour television and to act as technical adviser to the company, which makes sets for Radio Rentals. He was previously with the company for five years until 1955 when he became senior development engineer with Ambassador Radio & Television, Ltd. He is 29.

OBITUARY

L. H. Daniel, the first director of the National Coal Board's central engineering establishment near Burton-on-Trent, who died on September 14th, aged 51, was for some years on the laboratory staff of the Electrical Research Association, where he was concerned with problems of radio interference. During the war he was temporarily engaged on investigations into magnetic mines at H.M.S. *Vernon* and from 1946 to 1954 was at the Fighting Vehicle Research Development Establishment, where he became deputy chief engineer.

Major Charles E. Prince, O.B.E., M.I.E.E., who died on September 25th at the age of 83, was for some years in the research department of Marconi's, which he joined in 1907. He was responsible for important improvements in the Bellini-Tosi d.f. system, and during the first world war developed the first aircraft radio-telephone. From 1929 to 1935 he was technical managing director of Radiovisor Parent, Ltd.

RETURN LOSS

By THOMAS RODDAM

I.—Standing Waves or Return Loss ?

*"Masculine will only be
Things that you can touch and see."*

THOUGH excellent as a mnemonic for the student of the classics this jingle, for that is what it is in contemporary language, represents one of the great untruths of science and engineering. Too many of the elementary texts on electricity, wireless or radar, persist in the assumption that we are all plumbers at heart and cannot understand anything which isn't disguised as a system of water pipes. Currents, valves, pressures, condensers (and don't think capacitance hasn't a touch of the water works), all our terminology keeps us in the same frame of mind. This attitude was, perhaps, in order when light-current electricity was a "new thing," but now most of us find circuits much easier to understand than plumbing.

I was set off on this line of thought by the sight of a picture of a water trough intended to help the student to understand the development of standing waves. Here we have one of those happy hydraulic analogies which can so easily create more difficulties than they resolve. Do we really need standing waves?

For work in the kilo-megacycle region I suppose that there is still a great deal to be said for operating with standing wave ratios, although improvements in the directional coupler have brought us to the position where we are no longer compelled to measure standing waves. I have, however, found this to me rather repulsive concept creeping in all over the place and leaving a certain amount of confusion in its train. I think it is possible to attack many of the problems of mismatched lines more easily and more clearly without using the idea of standing waves at all.

The traditional approach to the problem of a line which is not correctly terminated usually begins with a special case, that of the open-circuited line. The voltage wave travelling along the line is shown first. The author then draws another sine wave representing the reflected wave, adds the two together, and shows the instantaneous resultant voltage distribution along the line. He then repeats the process for a slightly later time, and finishes up, in one particular example, with sixteen little drawings showing that at some points the voltage is always zero, at others the current is always zero, and that at others the voltage and current reach maximum positive and negative values. The next step, I suppose, would be to show what happens if the line is terminated, but incorrectly: the textbook I looked in apparently found this too advanced.

I'm not a student any more, but when I looked at these little drawings I wondered what happened away to the left of the picture, where the wave started. Unless the line is matched there, the reflected wave will be reflected again and it looked as though it would not be too difficult to get into rather a muddle.

What is more, it seemed as though it was a rather unnecessary muddle, because it is only when asked to measure standing waves that anyone would move along a line looking at maxima and minima. I'm excluding interconnection problems in large power networks and one or two rather similar cases.

The real difficulty with the standing wave treatment of problems is that there is nothing in the ordinary simple theory to tell you whether standing waves matter, and if they do, how much. Let us consider a simple problem. From my window I can see a television aerial on a chimney stack: I suppose it is about 50 to 60 feet above ground level. The feeder wanders about rather, so I shall assume that it must be at least 20 metres long from aerial to set. Let us pretend we have carried out an experiment and found that there are standing waves along the feeder. What then?

The first conclusion we can draw is that the receiver at the bottom does not provide a perfect termination for the feeder. That means we will not get quite as much signal reaching the first grid as we might. Now we know that the standing waves originate in reflections at the receiver, but this simply means that a signal is sent back up the feeder to the aerial. There, perhaps, there is again a mismatch and the signal is re-reflected down to the receiver again. Ordinary television down-lead coaxial cable transmits signals at about 200 metres per micro-second, so that this delayed down-coming signal, after two reflections, arrives about 1/5 of a micro-second late. This means that the double echo of the white bars of the 2.5 Mc/s section of the test card will just turn up on top of the black bars. Here is something pretty practical: in this particular installation, if echoes are produced at top and bottom of the feeder this trouble will really be seen on the 2.5 Mc/s bars. Our simple standing wave test, however, doesn't help us to find out how serious this will be in our particular case.

Determination of Return Loss

I don't know how many readers remember Appleton and Barnett's experiments on the ionosphere. They used a c.w. signal, varied the transmitting frequency, and measured the maxima and minima produced by interference between transmitted and received waves. This is a good way of proving that the ionosphere really exists, but it would take from now to Christmas to produce just one of those apparent height versus frequency curves the automatic machines turn out in the odd minute or two. The method preferred nowadays for measurements on the ionosphere is that introduced by Breit and Tuve, who used pulses to keep the echoes separate from the transmitted signal. Standing wave measurements always remind me of the Appleton-Barnett technique, so simple for indicating that something's wrong, but so awkward for finding out exactly what.

It may come as a shock to those readers who have

ever had anything to do with line communications to learn that there are some living and breathing engineers who have never heard of return loss. Paddling happily in their troughs they have failed to notice that there is a much easier way of solving their problems, the method of return loss. Let us see what we mean by this.

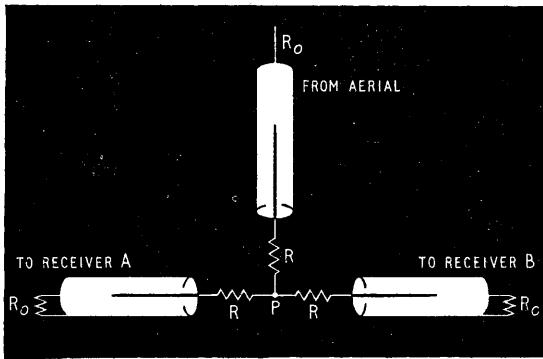


Fig. 1. A splitting network to avoid reflections.

Suppose we assume that we have a circuit consisting of a long line of characteristic impedance Z_0 and at one end, the end we can see, we terminate this line with an impedance Z_1 . The line is, of course, quite free from all losses, because we do not want to complicate matters with irrelevant effects. At the far end we shall assume that there is a pulse generator of impedance Z_0 giving an open-circuit pulse voltage $2V$. Each time the pulse generator delivers a pulse it operates as though the load on it were Z_0 , because the line is assumed to be long enough for any receiving end effects to happen too late to be noticed at the sending end. Thus the generator gives out a pulse V to the line.

When we start to observe matters at our own end we carry out a special experiment putting Z_0 across the line (instead of Z_1). We then measure a pulse amplitude of V , with our given generator voltage and impedance.

There is a very important point to notice here. When we terminate the line in the impedance Z_0 there is no join from an electrical point of view. Nothing distinguishes the terminating impedance from a very long bit of line of the same kind so that there is no reflection at the termination.

Now let us put back the Z_1 termination. We then have a very simple circuit consisting of a generator of impedance Z_0 and open-circuit voltage $2V$, and a load Z_1 . Across the load, then, by Thévenin's theorem, we have

$$V_1 = \frac{Z_1}{Z_1 + Z_0} 2V$$

The generator, however, is a pulse generator and, as we have seen, operates as though the load on it were Z_0 , so that on the line a bit back from the load the pulse amplitude is V . Suddenly, on reaching the load, the voltage has changed. Let us consider the available energy. We could deliver, in fact we are all set to deliver V^2/Z_0 into a load Z_0 . Actually the pulse only delivers V_1^2/Z_1 , that is $\frac{4V^2 Z_1}{(Z_1 + Z_0)^2}$ which

means that an amount $\frac{V^2}{Z_0} - \frac{4V^2 Z_1}{(Z_1 + Z_0)^2}$ must have been

rejected. It is, indeed, literally rejected, thrown back along the line as a pulse travelling back towards the source. How big is this pulse? It has energy, given by the expression above, which will all be dissipated when it reaches the impedance Z_0 of the generator. If the reflected pulse amplitude is V_2 , we must have then

$$\frac{V^2}{Z_0} = \frac{V^2}{Z_0} - \frac{4V^2 Z_1}{(Z_1 + Z_0)^2}$$

$$\text{i.e. } \left(\frac{V_2}{V}\right)^2 = 1 - \frac{4Z_1 Z_0}{(Z_1 + Z_0)^2} = \frac{Z_1^2 + Z_0^2 - 2Z_1 Z_0}{(Z_1 + Z_0)^2} = \frac{(Z_1 - Z_0)^2}{(Z_1 + Z_0)^2}$$

As we are only interested in amplitudes we can write

$$\left|\frac{V_2}{V}\right| = \left|\frac{Z_1 - Z_0}{Z_1 + Z_0}\right|$$

Usually we regard the operation as one providing an attenuation between the arriving and returning pulse. We work in decibels and say that

$$\text{Return Loss} = 20 \log \left|\frac{V}{V_2}\right| = 20 \log \left|\frac{Z_1 + Z_0}{Z_1 - Z_0}\right| \text{ dB.}$$

The return loss is a really useful concept. In ordinary language we say that a particular impedance has a return loss of so many decibels against 75 ohms, or 600 ohms, or whatever our standard is. Let us look quickly, before doing anything else, at my neighbour's television down-lead. We assume just for convenience, that the receiver has a return loss of 15 dB against the feeder impedance, and that the aerial has a return loss of 10 dB against the same impedance. We shall neglect the loss in the down-lead for this example. The signal, say 1 millivolt, comes down the aerial and at the set a signal of 15 dB below 1 mV is reflected back. When this reaches the aerial we have a new reflection with the echo 10 dB down on the signal moving up the feeder, so that the re-echoed signal is 25 dB below 1 mV. This, then, is the size of the delayed down-coming signal which we saw would disturb our 2.5 Mc/s bars. As you see, using return loss the mathematics is reduced to a matter of simple addition: you can hardly do better than that.

Reflection Loss

While we have our mathematics handy, and before we go on to a further discussion of return loss, there is another important factor connected with the mis-termination of the line, the reflection loss. We have just seen that some energy was reflected back along the line. Obviously, then, we did not get as much energy into the load as we might have done. In fact the available energy was V^2/Z_0 , and the amount not reflected was $4V^2 Z_1 / (Z_1 + Z_0)^2$, so that reflection

$$\text{loss} = 10 \log \frac{V^2}{Z_0} \cdot \frac{(Z_1 + Z_0)^2}{V^2 \cdot 4Z_1} = 20 \log \left|\frac{Z_1 + Z_0}{2(Z_1 Z_0)^{1/2}}\right| \text{ dB.}$$

This is usually a pretty small quantity and is difficult

to measure. For example, if $Z_0 = 100$ ohms and $Z_1 = 110$ ohms then


$$\text{Return loss} = 20 \log \frac{210}{10} = 26.4 \text{ dB}$$

$$\text{Reflection loss} = 20 \log \frac{210}{2(11000)^{1/2}} = 20 \log \frac{105}{104.9}$$

an amount well below slide-rule errors. The return loss is much easier to deal with and, as we shall see in another article, it is the return loss combined with the time delay which makes matching important.

Now let us consider a more complicated problem to see how we can use return loss in practice. Two men, whom we will call A and B, decide that they will share a television aerial. The aerial is erected on a convenient chimney-stack, and a lead run down to a suitable point near the ground. From here, two separate leads are to run to the two receivers. Obviously, says A, we cannot just parallel up the two leads or we shall have a shocking mismatch. They therefore make up a matching network, which takes the form shown in Fig. 1. You will notice that all three resistances are equal, because if all three feeders have the same impedance the system is a symmetrical one. (Most people drawing it will, if they want to accentuate this feature, show the resistors spaced 120°

Fig. 2. This shared aerial system may not make A and B happy.



apart.) To match the downcoming lead we must have $R + \frac{R + R_0}{2} = R_0$ or $3R = R_0$. At the input to this network we have a signal V. At P we have

$$V \cdot \frac{R + R_0}{2} / \left(R + \frac{R + R_0}{2} \right),$$

and at the receiver feeder itself we have

$$\left[V \cdot \frac{R + R_0}{2} / \left(R + \frac{R + R_0}{2} \right) \right] \cdot \frac{R_0}{R + R_0}$$

$$= V \cdot \frac{R + R_0}{3R + R_0} \cdot \frac{R_0}{R + R_0} = V \cdot \frac{R_0}{2R_0} = \frac{V}{2}$$

This little pad therefore costs us 6 dB. If we hadn't worried about matching and had just paralleled up the feeders, we should have found that we got

$$2V \cdot \frac{R_0/2}{R_0 + R_0/2} = \frac{2V \cdot R_0}{3R_0} = \frac{2}{3}V, \text{ a loss of } 4.4 \text{ dB.}$$

What reward do we get for the extra 1.6 dB? If we leave out the pad there is a bad mismatch at the junction, and the return loss at this point is

$$20 \log \frac{R_0 + R_0/2}{R_0 - R_0/2} = 20 \log 3 = 9.5 \text{ dB.}$$

Leaving out the attenuation in the cable itself, as in

our previous example, we get a delayed echo 20 dB down if the aerial has a return loss of about 10 dB.

But now let us look more closely into the problem that A and B have set themselves and us. Fig. 2 shows a view of the sort of installation they might be sharing and I have assumed a rather large-scale affair because then we get more interesting numbers. The signal is received by the aerial at T, and we will take its level at this point as zero level. The cable used has an attenuation of 2 dB per 100 feet so that at the bottom of the downlead, P_T, the signal is at a level of -1 dB. At P_A and P_B it is -7 dB, and at A -9 dB, and B -7½ dB. So far so good; but now say that A decides to watch the other programme and in switching round his turret leaves his input a short or open-circuit to the signal B is using. (It makes no difference which of the two he does for this calculation.) The return loss at A is then zero, so that from A a signal starts to travel back at a level of -9 dB. At P_A this signal is -11 dB. From P_A to P_B the loss is 6 dB, so the reflected signal reaches P_B at -17 dB and goes on to B where it is -17½ dB, or just 10 dB below the level of the direct signal to B. In addition, the reflected signal reaches P_T at -17 dB, goes up to T where it is down to -18 dB and is then reflected back at a level depending on the goodness of the aerial matching. An aerial giving 10 dB return loss will send down a new echo at -28 dB and this, by the time it reaches B will still be 28 dB below the direct signal.

The first echo has travelled 200' extra, the second 300' extra. At 200 metres/microsecond the first echo is delayed about 1/3 μsec and the second about 1/2 μsec. Just what this does to picture quality must be discussed at some other time, but you can see that when A changes programme it can show up on B's screen. We can work out something else, too. The echo from A is 10 dB down on the direct signal. This means that the echo voltage is 0.316 times the direct voltage. If the carriers are exactly in anti-phase, i.e. assuming that AP is the appropriate length, the carrier voltage received by B will drop to 0.684 times its previous value, a fall of 3.3 dB. Of course if B's receiver has a good a.g.c. system he will not notice this; but if the a.g.c. is not too good B will have a busy time with the contrast control if A can't decide which programme to watch.

We can carry out the same calculations of the effect at A's set assuming that B keeps altering the termination. The echo from B will be less delayed, but the possibility of change of level is somewhat greater—I'm not going through the whole analysis here. There is a solution of the problem we have created which is also worthwhile analysing. Attenuators placed in the two feeders A-P_A and B-P_B will each protect the other receiver. An attenuator of 6 dB at A will improve the echo effect by 12 dB for B, and an attenuator of 6 dB at B will improve the echo effect by 12 dB for A. As you can see, the total signal attenuation is 12 dB, so that we have a very simple theorem "Protection equals loss". Obviously neither A nor B will put in an attenuator unless the other does, so we can expect the two attenuations to be equal, and their sum is equal to the protection afforded to either of the receivers.

The protection equals loss theorem is a useful one to remember if you ever have anything to do with what the telephone transmission people call two-wire/four-wire circuits. As you know, the ordinary local telephone system is a two-wire

system, with speech travelling in both directions on the same pair of wires. Two-wire repeaters, and, more important, all carrier telephone systems, are four-wire systems in which the go-circuit is different, either in frequency band or in wire-pair, from the return-circuit. At the junction of 4-wire and 2-wire circuits something has to be done to prevent the incoming speech on the 4-wire circuit from going back along the out-going 4-wire circuit. A bridge network of some kind is used, and on the balance of this bridge depends the level of the echo which is sent back to the speaker. This is a very important part of the circuit, because in a normal carrier system there may be, and in a two-wire repeater there certainly will be, enough gain for the echo to arrive back at a higher level than the original signal. The goodness of balance is expressed as the return loss of the 2-wire line against the balancing network in the bridge. At regular intervals someone has the bright idea of putting a pad in the two-wire line to improve its impedance characteristic. However, after you have increased the gain in both go and return circuits to make up for the loss of the pad you are back where you started.

The only other thing for which we now have space this month is a rather useful expression for the return loss caused by bridging an impedance across

a line. This crops up in problems of what the Americans call "Community Antenna Systems". Of course you can just work out the load provided by the ongoing feeder in parallel with the bridged load and then go on to calculate the return loss. It is useful, however, to have a separate expression for this. Let us write $Y_0 = 1/Z_0$ and let G be the admittance bridged across the line. The return loss is produced by the termination $G + Y_0$ (admittance), so that it is

$$20 \log \left| \frac{Z_0 + Z_1}{Z_0 - Z_1} \right| = 20 \log \left| \frac{1 + Z_1/Z_0}{1 - Z_1/Z_0} \right| = 20 \log$$

$$\left| \frac{1 + Y_0/Y_1}{1 - Y_0/Y_1} \right| = 20 \log \left| \frac{2Y_0 + G}{G} \right| \text{ dB}$$

In most practical cases this will be near enough equal to $20 \log |2Y_0/G|$, or, since we usually think in impedances, $20 \log |2Z/Z_0|$. As an example, a 750-ohm resistor bridged across a 75-ohm line will produce an echo 26 dB down.

I think that I have made a case for the use of return loss as a basic design concept. Two topics remain to be discussed: how can we measure return loss, and what sort of values should we hope to get. I hope to be able to deal with these soon.


Television Transmitter Sideband Analyser

TEST and adjustments carried out on television transmitters when in service are often tedious, and in some cases unreliable. By means of a new Marconi Instruments equipment called a sideband analyser this kind of work can be done in a very much shorter time than is possible by existing methods. The instrument displays the overall response of any Band-I or Band-III

transmitter using 405-, 525-, or 625-line standards. It does this by providing a sweep signal for modulating the transmitter, and by scanning the resultant r.f. output signal in such a way as to display the upper or lower sideband response, either separately or both together, in their correct amplitude and frequency relationship to the carrier. In addition, the response of a complete transmitter modulator chain, or any part of it, can be measured. The test signal is actually a composite signal. The normal television waveforms are combined with the video test signal, and the transmitter operates on test at any level in the grey scale, under the same conditions as in normal service. The effect on the transmitted spectrum of any adjustment to the transmitter is immediately visible to the operator.

Test signals are generated in the following manner. The video sweep signal is derived from two oscillators, one fixed and the other swept, to provide either a sweeping difference signal from a lower limit of 100 kc/s to any frequency up to a maximum of about 20 Mc/s, or a sweep symmetrical about zero frequency and extending to a maximum of not less than 7 Mc/s each way. The output level is held to within ± 0.1 dB throughout the sweep. Line and field blanking and sync pulses are applied to the analyser from a standard source, and are combined with the sweep signal.

This output can be applied to (a) the video stages under test, the output of which is detected by a circuit in which the detector is immobilized during the period while the sync and blanking are present, and applied to the display for measurement; or (b) as modulation for the transmitter. In this last-mentioned condition, one of the two sidebands produced at any instant decreases in frequency at the same rate as the output frequency of the swept oscillator. By mixing the outputs of the transmitter and swept oscillator, a constant-frequency signal is produced, whose amplitude is directly proportional to the sideband amplitude. This constant-frequency signal is fed to a narrow-band amplifier whose output, after detection, is applied to the display unit. Markers, which occur at 1-Mc/s intervals, are available on the display for reference purposes.



Television sideband analyser (Marconi Type OA 1241).

Semiconductor Symbols

Logical System for Diodes, Transistors and Other Junction Devices

By P. M. THOMPSON* and J. BATESON*

THE number of articles written on the subject of transistor symbols is growing at an alarming rate. If, indeed, the present rate of production is maintained it will soon be reasonable for the Editor of *Wireless World* to introduce a symbol representing an article on transistor symbols. In view of the foregoing the reader might be forgiven for asking why we are adding to the alarm. The answer would be that this article is not only about transistor symbols; what we have developed and would like to present here is a logical, self-consistent, graphical nomenclature which can be used to depict any device depending for its action upon p-n junctions. Thus, by means of this nomenclature one may represent, and distinguish between, junction transistors; junction diodes, both of the common-or-rectifier type and the Zener type; photo-diodes and -transistors; solar batteries and the like.

Since the days of Archimedes mankind has been attracted to the idea of getting, or only apparently getting, something for nothing, and the transistor showed such promise in this direction that many people were led to consider it the only significant device to come out of the field of semi-conductor research. One result of this has been that symbols proposed to represent "the" transistor have tended to be unique and incapable of extension to related semiconductor devices. The Bell (Telephone Laboratories) symbol has historical significance since it is a depiction of the earliest point contact transistors. However, it is noteworthy that the early and also pictorially derived symbols for valves gave way to symbols which could be helpful in explaining the action of a valve. This could be interpreted as indicating that the symbol, for any device, which finally becomes universally accepted is that which proves most helpful to the student.

Engineers coming upon the transistor late in their training, or in post-training years, would be expected to incline towards adoption of a valve-like symbol since they tend to explain the action of a transistor (at least to themselves) in terms of a valve amplifier. However, it is interesting to speculate upon the symbol that would be adopted (or invented) by the student who, familiar with semiconductor amplifiers, or, perhaps magnetic amplifiers, was then introduced to the valve as an amplifier. We feel it is not improbable that in future training courses students will be introduced to transistor amplifiers before going on to consider the less elegant evacuated bottles of metal and mica which are variously known as valves or vacuum tubes.

Historically and technically the junction transistor evolved from a successful attempt to create a continuous, tetravalent crystal lattice which contained,

in adjacent regions, precisely controlled amounts of an impurity selected from the group III or group V elements. Two such regions with their different "doping" but with similar conductivity gave us the p-n junction rectifier. The creation, then, between two like-doped, relatively high conductive regions of a physically and conductively slender, other-doped region gave us a device that would amplify small currents.

We feel, therefore, both that the bond between the junction diode and the junction transistor is one that is logically not easily broken and that there is no real reason for trying to break it. We do not, then, propose a special system of symbols so much as a philosophy of an integrated and self-consistent system. Being self-confessed traditionalists we have accepted the traditional rectifier symbol and have extended it to fit related devices in this new field. It was this philosophy that led to the "Canadian system" and what follows has been abstracted from a memorandum which is used as an approved guide by the research laboratories of the Canadian Government.

The purpose of a semiconductor symbol is to represent the semiconductor device in a schematic diagram. In order to do this it should suggest to the reader the characteristics of the device; it should be easily recognizable, and easily distinguishable, from other parts of the diagram. Other important requirements for the symbols are that they should be easy to draw, easy to remember, and adaptable to any new semiconductor device.

Since there are many devices to be represented and since each has its own symbol, if the symbols are to be easy to remember the system of nomenclature must be based on the logical development of a few simple rules. Furthermore the system should be capable of remaining accurate when used in part, in whole, or just approximately. Although based on only a few rules, it should not be necessary for a user to know the whole system to use but part of it.

It was with all of these considerations in mind that the following system was developed.

Fundamentals.—Semiconductor devices such as diodes and transistors consist of p-n junctions. In this system of nomenclature there are symbols for the various types of junctions, and the devices are represented as combinations of these junctions.

The junctions are distinguished as to the direction of essential current flow. If the current flows from *p* to *n* (in the forward direction) as in a transistor emitter, the junction is shaded. Where the current flows from *n* to *p*, as in a transistor collector or a Zener diode, the junction remains unshaded.

A second connection to a region, such as in a transverse field junction tetrode, is indicated by displacing the connection or by a dot. There are

* Defence Research Telecommunications Establishment, Ottawa, Canada.

distinctive symbols to indicate special sensitivity to light or heat, or the presence of an intrinsic layer. Any semiconductor device, which consists of points, junctions or both will have a logical symbol within the system.

The Standard Symbols.—In order to indicate the size of the symbols for semiconductor devices with relation to the other circuit components, a resistor, capacitor, and inductor are drawn.



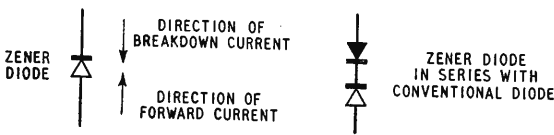
The photoresistive device and the thermistor indicate the symbols for light and heat sensitivity respectively.



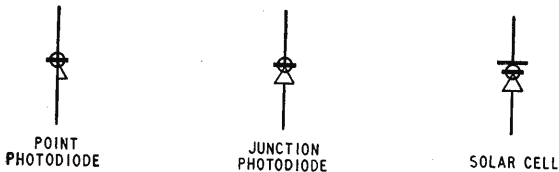
Among the single junction devices there are several types of diode and "field effect transistor." Point and junction diodes have distinctive symbols. They are shown shaded because the essential current flow is from *p* to *n*.



In a Zener diode the breakdown current flows in the reverse direction, so it is shown as an unshaded junction diode.

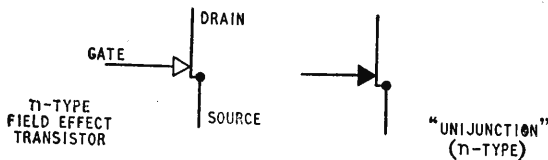


In photodiodes reverse current flows when light falls upon the junction, so they are shown as unshaded diodes with the circle to indicate sensitivity to light. For a solar cell the "battery" symbol can be added.



An *n*-type field effect, unipolar, or analogue transistor would have its gate shown unshaded, and the source shown as a second connection to the base. (This bears some similarity to the bias connection in a junction tetrode.)

"Unijunctions" or "double base diodes" are

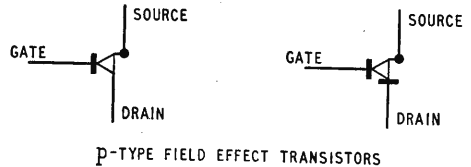


similar to the last-mentioned types, except that they are operated with a forward current through the junction.

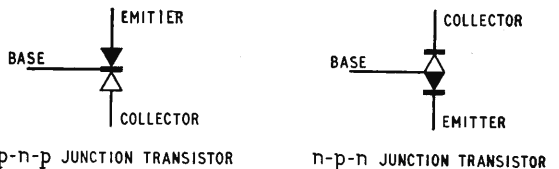
A field effect transistor with injecting drain has the normal drain connection replaced by a junction.



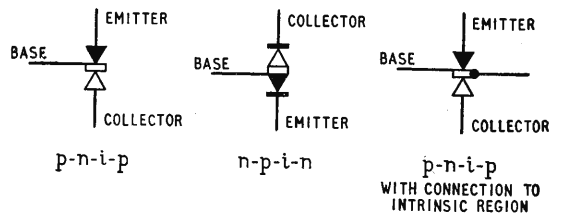
The complementary *p*-type field effect transistors will be shown as follows.



Triode junction transistors, both *p*-*n*-*p* and *n*-*p*-*n*, consist of two junctions. The current flows in the forward direction through the emitter and in the reverse direction through the collector junction. The emitter is therefore shaded.



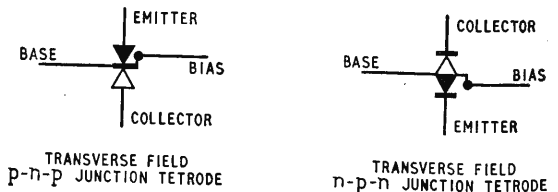
There are several types of junction triode referred to as alloyed, fused, surface barrier, grown, rate grown, diffused base, etc. Although all have their own particular characteristics they do not differ electrically sufficiently to warrant separate symbols. However, the *p*-*n*-*i*-*p* transistor has special properties, and the presence of an intrinsic layer in the base is shown by drawing the base as a narrow "box."



The *p*-*n*-*i*-*p* transistor may be regarded as an extreme case of the graded base *p*-*n*-*p* transistor, so a graded base transistor may be represented as above.

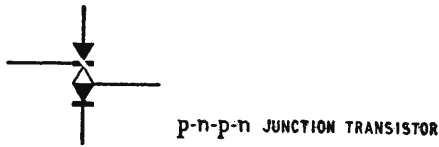
If the transistor is symmetrical it has no defined emitter and is left unshaded.

A transverse field junction tetrode is a junction



transistor with a second connection (the bias connection) to the base.

When extra junctions are added to the system making such devices as the p-n-p-n transistor, it will have a logical symbol within the system.



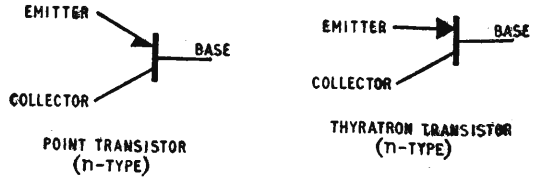
A shield or earthed case for a device is shown as follows.



It is drawn to enclose the device or the part of the circuit which is shielded.

For point transistors the emitter is drawn as a point diode, with which it is very similar. It is

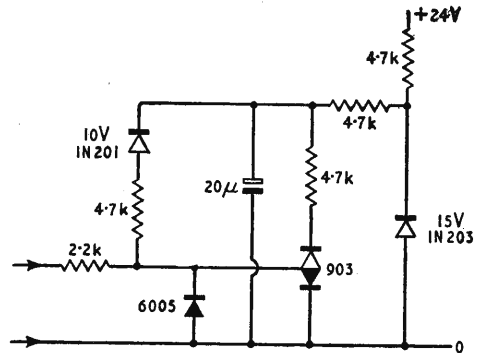
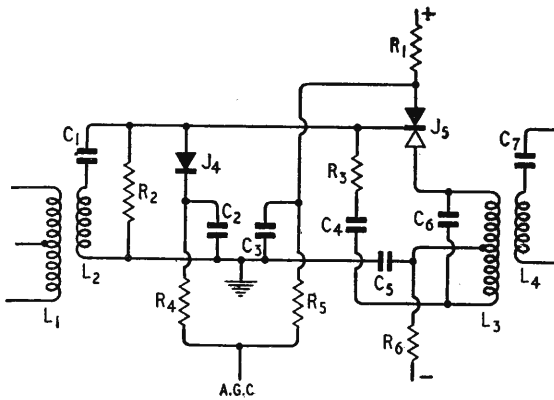
suggested that the collector, which bears no resemblance to any type of single junction, should not be drawn as one, but should have its own distinctive symbol, as shown here (below left).



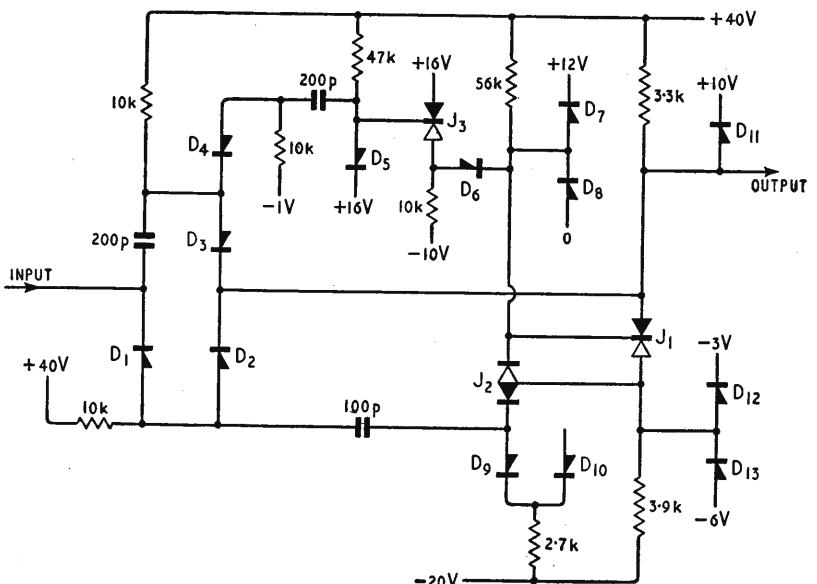
A thyatron transistor (above right), a transistor with a junction emitter and a point collector, is similar in characteristics to a point transistor.

The above examples of semiconductor devices have been in use up to the time of writing. Although all possible variations have not been illustrated, the reader will probably see already how the system can be applied to any new device. As it is inevitable that there will be devices which do not fall clearly into any classification (e.g., gold-bonded diodes), they should be drawn as the device with which they are most similar in their application.

Complete Circuits.—Schematic circuit diagrams



Examples of the use of the proposed symbols in some typical circuit diagrams.



are line expositions of circuits. These line pictures should be as easy to read as the word pictures or descriptive texts that go with them. If a convention exists for a sub-circuit which is being operated in a conventional manner, it should be used, since the reader is not then compelled to derive the circuit every time from first principles. In general, it should be remembered that the contribution made by the eye when reading a diagram is greater than that made when reading words. The appearance of a diagram, therefore, is not unimportant.

Rules.—(1) Connections to positive supplies should be drawn going upwards on diagrams, while connections to negative supplies should go downwards. Connections to intermediate potentials or to earth should be between these two extremes.

(2) The signal should travel from left to right through the circuit.

(3) Any separate part within the circuit, such as an audio amplifier, should be kept together, and not be mixed in with parts performing other functions, such as an oscillator or pulse shaper.

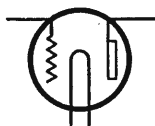
(4) Parts of the circuit which are normally recognizable, such as a bridge or a p-n-p-n trigger circuit should be drawn in their recognizable form, and not distorted so as to disguise their function.

Components may be labelled as desired, to allow the circuit to be built, or to simplify the understanding of its operation. It is suggested that J is used for a *junction* transistor and P for a *point* transistor as V is for a *valve*. T should be kept for transformers. Diodes could be given D numbers or P and J numbers, depending on whether it is more important to emphasize the difference between transistors and diodes, or different types of diode.

To conclude, it may be instructive to compare the symbols of the Canadian system with some of the other symbols in use to-day, both in relation to self-consistency, and their potentialities for expansion to represent related devices. In this connection it may be possible to draw a parallel between the Bell transistor symbol and an early triode symbol.



BELL TRANSISTOR



TRIODE VALVE

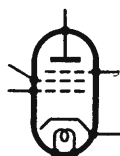
Neither of these can be developed to represent related devices easily, and neither takes a form which suggests the operation of the device. The above triode symbol gave way to a nomenclature based on symbols for anodes, grids, cathodes, etc.



DIODE



TRIODE



PENTODE etc

These symbols for valves are self-consistent, e.g., the anode is always shown the same way. However, one finds a surprising lack of self-consistency

in the symbols that have been suggested for transistors. If, for example, we consider the ways a collector (which is a p-n junction where the essential current flow is from *n* to *p*) is drawn, we find that it differs considerably between the p-n-p, and the n-p-n.

In Chaplin's symbols



while in the Bell, R.C.A. and several other systems there is nothing about the way in which the junction is drawn which indicates which side is *p*, and which is *n*. This depends on whether the transistor is p-n-p or n-p-n.

It is probable that the junction transistor will not be the last widely used device to emerge from the laboratories of the semiconductor researches; and unless a self-consistent nomenclature is adopted one will be faced with a repetition of the present situation each time a new semiconductor device is produced.

CLUB NEWS

Birmingham.—Two R.S.G.B. tape-recorded lectures —“Astronomy and cosmology” by the Astronomer Royal and “Interplanetary travel” by W. A. Scarr— will be given at the November 8th meeting of the Slade Radio Society. The club meets at 7.45 at the Church House, High Street, Erdington. Sec.: C. N. Smart, 110 Woolmore Road, Erdington, Birmingham, 23.

Bury.—The November meeting of the Bury Radio Society will be held at 8.0 on the 12th at the George Hotel, Kay Gardens. The speaker will be T. C. Platt (G2GA) and his subject “An old-timer looks back”. Sec.: C. L. Robinson, 56 Avondale Avenue, Bury, Lancs.

Edinburgh.—The Lothians Radio Society has recommenced holding meetings in the Chamber of Commerce Rooms, 35 Charlotte Square, on alternate Thursdays at 7.30. The next meeting is on October 24th. Sec.: J. S. Nicholson, 10 Hawkhead Crescent, Edinburgh, 9.

Leeds Amateur Radio Society meets most Friday evenings at Swarthmore Educational Centre, Woodhouse Square. On November 1st the subject to be discussed will be simple gramophone amplifiers and on the 15th there will be a talk on wartime radar. Sec.: J. R. Hey, 40 Richmond Avenue, Headingley, Leeds, 6, Yorks.

Sidcup.—The next meeting of the Cray Valley Radio Club will be on October 22nd and will be devoted to an exhibition of members' home-constructed gear. The club meets on the fourth Tuesday of each month at 8.0 at the Station Hotel, Sidcup. Sec.: S. W. Coursey (G3JJC), 49 Dulverton Road, London, S.E.9.

Wellingborough.—At the October 31st meeting of the Wellingborough and District Radio and Television Society, A. C. Homer will give a talk entitled “Reminiscences of a Post Office engineer”. On November 28th F. W. Tyler (G3CGQ) will speak on “The International Geophysical Year and the radio amateur”. Meetings are held every Thursday at 7.30 at the Silver Street Club Room. Sec.: P. E. B. Butler, 84 Wellingborough Road, Rushden, Northants.

LOUDNESS

By "CATHODE RAY"

PHONS OR SONES?

REGULAR readers (if any) of these ramblings may have formed the opinion that in spite of their apparently random titles they all sooner or later lead to critical remarks about terms, symbols, units and so forth. If so, this one will be no exception. For "loudness" is very much a question of definition, and has in no way been spared the muddle-headedness with which the experts (unconsciously, we will charitably assume) make things difficult for the earnest plodder.

The first and most important thing to grasp about loudness is that it is subjective. That is to say it is our human impression of something, and not that something itself. That something is sound, which is a physical disturbance that would exist even if there were no living creatures to hear it. (I am not stopping to argue with the philosophers who hold that everything is subjective.) Before considering subjective loudness, we had better make a quick review of objective sound.

Fig. 1(a) shows, in cross-section, a small part of a gong or other sound-making device; the uniformity of the shading in front of it represents the uniformity in pressure and density of the air around before the gong is struck. The same thing is represented in a different way by the constant height of the line above. An increase in air pressure anywhere can be shown by a darkening of the shading and by a rise in the level of the line, which is really a pressure graph. The graph method is the most used, because it is less tedious to draw; but since it represents the condition of the air less directly, and no expense is spared, I will use both sorts together at this stage.

When the gong is struck its metal plate is jerked forward, as indicated by the arrow in Fig. 1(b), and it compresses the layer of air between itself and the whole mass of air beyond. This compressed air compresses the layer next to it (c), and so on, causing a wave of compression (but *not* of compressed air) to travel continuously forwards.

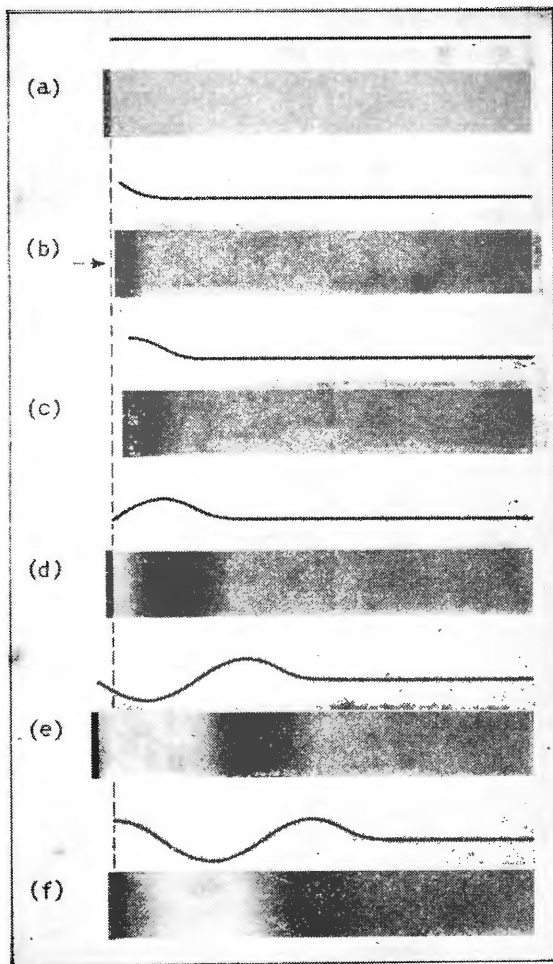
The metal, being elastic, springs back (d); and so the air which had been compressed by it now moves backwards to equalize the pressure. The inertia of the metal carries it behind its static position, so the pressure falls below normal (e). The backward movement of the air is passed forwards in just the same way as the previous forward movement. So a state of rarification spreads along behind the state of compression, completing one whole wave (f). As the gong continues to vibrate, successive waves follow the first one.

The sound of the gong (or of anything else) therefore consists in every particle of air around it vibrating forwards and backwards a short distance around its normal position of rest; imitating, in fact, the motion of the thing that caused it.

There are several ways in which the strength

of a sound can be reckoned. It can be reckoned in terms of these alternating variations in pressure, above and below atmospheric pressure. They correspond quite closely to alternating signal voltages, often superimposed on relatively large steady voltages. Like them, they can be reckoned in instantaneous, peak, mean or r.m.s. values. The units could be pounds per square inch, but c.g.s. units—dynes per square centimetre, which are 69,100 times smaller—are preferred. For one thing, the peak pressure of even the strongest sounds is quite

Fig. 1. Section of a sound-generating diaphragm, with the air in front of it. The pressure of this air is represented by depth of shading and also by the height of the horizontal line above.



small. One dyne/sq cm is only about one millionth of atmospheric pressure; even so, the standard "reference level" for sound pressures is as little as 0.0002 dyne/sq cm—the reason for which will appear later. Most people who have had the misfortune to hear a pneumatic drill at close quarters would be surprised to learn that it disturbs the normal atmospheric pressure (which they bear all the time without noticing) by only about one ten-thousandth part. Before a sound reached 1% of atmospheric pressure it would be quite literally ear-shattering.

The greater the sound pressure, the faster the air vibrates. By "faster" I don't mean a greater number of vibrations per second, but a greater to-and-fro velocity. To distinguish this velocity of the air from the onward velocity of the air waves, it is called particle velocity. It corresponds to electric current, because it is proportional to the pressure and inversely proportional to something corresponding to impedance. This thing is, in fact, called acoustical unit-area impedance, and depends on the medium in which the sound waves are travelling. Since the only medium we are considering is air, we can regard the ratio of pressure to velocity as fixed.

Sound Intensity

Seeing that the power delivered to a given electrical impedance is proportional to the square of the voltage or current, acoustical power is presumably proportional to the square of pressure or velocity. While this is true, we must bear in mind that for simplicity we have been comparing sound waves with electrical circuits instead of with electromagnetic waves. So just as sound pressure is in dynes per square centimetre, what is called the intensity of sound is the amount of power the waves carry away through each square centimetre at right angles to the way they are going.

In Fig. 2, S represents a point source radiating sound equally in all directions. (Such things do not exist, but no matter.) At any radius r , the total area

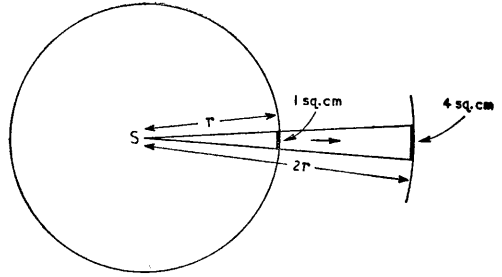


Fig. 2. S represents a source of sound, radiating equally in all directions. Knowing the total power radiated, one can easily calculate the intensity of sound at any distance from S. (It is assumed that there are no external obstructions.)

through which the whole power is being radiated is $4\pi r^2$, so if that power is known the intensity at that radius is given by dividing it by $4\pi r^2$. At twice the radius, the same power is spread over four times the area, so the intensity is one quarter as much.

Power is rate of doing work, and the c.g.s. unit of work is the dyne-centimetre or erg. So the c.g.s. unit of sound intensity is the erg per second per square centimetre. Because there is a fixed rate of exchange between mechanical (including acoustical) and electrical power, we can alternatively reckon sound intensity in watts per square centimetre (or per square metre if we are m.k.s. minded). There are ten million ergs per second to a watt, which is too large a unit to be convenient for sound intensity so is usually divided into a million microwatts.

The standard intensity reference level (to which the aforementioned pressure of 0.0002 dyne/sq cm corresponds, if air is the medium) is 10^{-16} watt/sq cm, which is 10^{-10} microwatt/sq cm or 10^{-9} erg/sec/sq cm. I am mentioning all these alternative units because some people use one and some another, and it is useful to have a table connecting them. But before coming to that we must understand why

it is that a standard reference level has been fixed. The main idea is to enable sound levels to be given in decibels. As we ought to know, decibels are simply ratios, so cannot be used to specify quantities such as sound intensities or signal strengths except by comparison with some standard level to which zero on the decibel scale can be attached. The statement one often encounters, that "the decibel is a unit of sound," is true only on this understanding. Here then, on the left, is the table.

Everything so far has been plain sailing, because it refers to an objective thing that can be measured with suitable instruments, in the same systems of units that serve for all other physical quantities. There are always some people who will misuse or misunderstand decibels, but that is a very elementary

dB	Sound Intensity			Sound Pressure*	
	Watt/sq metre	Micro-watt/sq cm	Erg/sec/sq cm	Newton/sq metre	Dyne/sq cm
120	1	100	1000	20	200
110	0.1	10	100	6.3	63
100	0.01	1	10	2	20
90	10^{-3}	0.1	1	0.63	6.3
80	10^{-4}	0.01	0.1	0.2	2
70	10^{-5}	10^{-3}	0.01	0.063	0.63
60	10^{-6}	10^{-4}	10^{-3}	0.02	0.2
50	10^{-7}	10^{-5}	10^{-4}	0.0063	0.063
40	10^{-8}	10^{-6}	10^{-5}	0.002	0.02
30	10^{-9}	10^{-7}	10^{-6}	0.00063	0.0063
20	10^{-10}	10^{-8}	10^{-7}	0.0002	0.002
10	10^{-11}	10^{-9}	10^{-8}	0.000063	0.00063
0	10^{-12}	10^{-10}	10^{-9}	0.00002	0.0002
-10	10^{-13}	10^{-11}	10^{-10}	0.0000063	0.000063

*In air at normal atmospheric temperature and pressure.

fault. It is when we come to the human response to sound that things become difficult. One difficulty is that no two human beings are the same, and even an individual's hearing varies with age. It is also enormously affected by a variety of conditions such as the frequency and character of the sound being heard and the presence or absence of other sounds.

Threshold of Hearing

If a sound is very weak indeed it cannot be heard at all by anyone. So the obvious starting point for a loudness scale is the intensity of sound that marks the dividing line between just audible and not audible. It is called the threshold of hearing, and is defined as the minimum r.m.s. pressure of a pure sound wave that can be heard, under certain specified conditions. To measure this without bringing in individual characteristics, the average is taken of tests on a reasonably large number of people, all aged 18 to 25 and without any hearing defects. The background must be perfectly quiet, and the standard frequency is 1,000 c/s.

The last condition is vital. A 50 c/s sound, for example, is too weak to be heard even if it is 1,000 times the 1,000 c/s threshold intensity. In other words, the intensity corresponding to the threshold of hearing (zero loudness) varies tremendously with frequency. Fig. 3 shows how it varies. In this kind of diagram, sound level (as set forth in our table) is marked as horizontal lines across the whole band of audible frequency. We see how normal hearing becomes steadily less sensitive (i.e., the sound has to be stronger to be heard) as frequency falls below about 800 c/s, but rises slightly about 1,000 and then falls off steeply at the high-frequency end. The dotted line is the curve obtained in the celebrated tests by Fletcher and Munson* in 1933; the solid line was published last year by Robinson and Dadson† and is claimed to be more accurate.

As a matter of fact, Fletcher and Munson's measured threshold at the standard 1,000 c/s agreed more closely with the newer results than the curve indicates, but it seems that they distorted it a little at this frequency in order to bring it to a convenient round number (10^{-16} watt or 10^{-10} μ W per sq cm). It is generally agreed that only exceptionally acute hearing can detect a 1,000 c/s tone at this level.

So right at the start there seems to have been a bit of a fiddle in connection with the loudness scale. The standard reference sound intensity, reckoned as 0 dB, has been fixed at 10^{-16} W/sq cm with the idea that that is the threshold of hearing at 1,000 c/s, but actually it is the nearest round number to it. The real threshold of hearing is, after all, only an average of rather tricky measurements made on human beings, who come and go.

But this is not all. Granted that zero loudness is where a sound just begins to be audible (or just ceases to be audible, if you are varying the intensity the other way), where should "1" come on the scale? How loud is unity loudness? Your guess

is as good as mine, but hardly likely to be the same. Then, supposing we agree to put "1" on the scale at an arbitrary increase in intensity above "0," where do we put "2"? When is a sound twice as loud? There is a little more to go on than in fixing "1," but still plenty of room for difference of opinion.

Quite a long time ago these difficulties were evaded by deciding to make the loudness scale for 1,000 c/s coincide with the intensity scale. The question then arose: what about sounds of other frequencies? Should the curves for all loudnesses be made the same shape as the zero-loudness curve of Fig. 3, by drawing them exactly parallel to it through the appropriate points on the 1,000 c/s scale?

It was soon found that if they were they certainly could not claim to be equal-loudness curves. For instance, a 50 c/s sound 60 dB above the 50 c/s threshold (i.e., at the 100 dB level) is far louder than a 1,000 c/s sound 60 dB above its threshold. The only reasonable way of drawing equal-loudness curves is so that they show the intensities that are heard equally loudly, even though it means employing the large gang of young hearers for a much longer time in order to arrive at an average of their views on how intense the sounds of different frequencies have to be in order to be as loud as the standard 1,000 c/s sounds. And that is not a thing that can be done quickly or easily, for people are not fitted with pointers that automatically show how loudly they are hearing, and the requisite

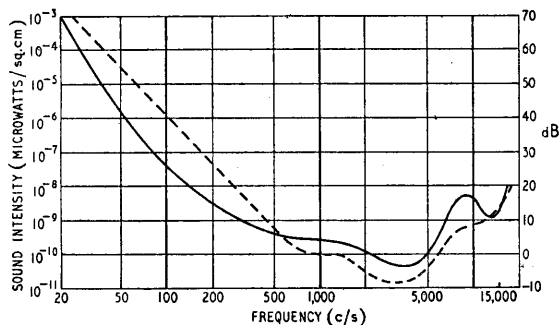
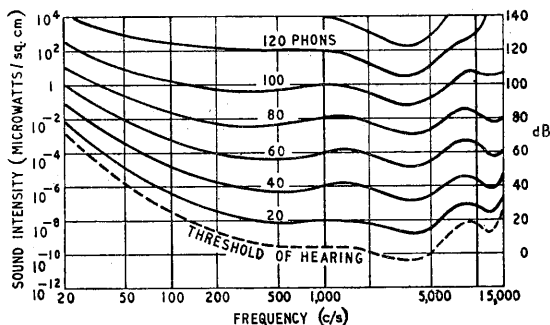


Fig. 3. "Threshold of hearing" curves. The dotted line is the well-known one by Fletcher and Munson; the full line is a more recent determination of the same thing by Robinson and Dadson.

Fig. 4. Robinson-Dadson equal-loudness contours.



*"Loudness, its Definition, Measurement and Calculation," H. Fletcher and W. A. Munson, *Jour. Acoust. Soc. Amer.*, Oct. 1933.

†"A Re-determination of the Equal-loudness Relations for Pure Tones," D. W. Robinson and R. S. Dadson, *Brit. Jour. Appl. Phys.* May 1956.

listening conditions are difficult to maintain over wide ranges of frequency and intensity.

The results of an extensive set of such observations are shown in Fig. 4, which is Fig. 3 with a superstructure of equal-loudness curves erected upon it. This kind of diagram is very familiar, but the exact shapes of the curves will be less so, for they are the recent ones by Robinson and Dadson instead of those by Fletcher and Munson that have been reproduced so many times during the last 24 years. The reason for their popularity is that a representation of the intensity/loudness relationship is one of the most important in the study of sound reproduction (and especially to Cathode Ray's modest contribution to the subject: the term "scale distortion").

In place of the Fletcher and Munson zero loudness curve, which was an observed threshold curve fiddled to pass through the 10^{-16} W/sq cm level at 1,000 c/s, Robinson and Dadson show their observed threshold as a dotted line which does not pass through this standard point. It therefore does not form a harmonious foundation for the other curves, which are retained at the Fletcher and Munson levels at 1,000c/s. Presumably this is because it would be inconvenient to alter the levels of the whole lot every time anybody came out with an improved set of observations. Perhaps even the average acuteness of hearing might drift slightly from generation to generation. Personally I would suggest retaining a "zero loudness" curve passing through 0 dB at 1,000 c/s, representing the threshold of an ideal hearer, who at the present time would be about 4 dB more acute than the average.

The curves in Fig. 4 show clearly, though to a less extent than the Fletcher-Munson set, that at low frequencies the divisions on the loudness scale are closer together—in terms of intensity—than at 1,000 c/s and above. So much so that at the 100 dB level sounds of all frequencies are heard almost equally loudly, in contrast to the threshold level. Even the arbitrary tying of the loudness scale to the intensity scale all the way up at 1,000 c/s cannot conceal the fact that these essentially different quantities—intensity and loudness—are in general not even approximately proportional to one another.

Overworking the Decibel

What can we say then of the authorities who reckon them both in the same units? As if the decibel were not already liable to be misunderstood by the weaker brethren, they chose it to be also a unit of loudness! They label the rather irregular curves, as well as the horizontal straight lines, "dB," so that the same diagram contains two lots of decibels, measuring two basically different quantities not related in any simple way! If a perverted genius had wanted to confuse the issue most completely he could not have hit on a more brilliant way of doing it.

In Europe this scheme of things could not be tolerated for long, and in 1935 (or thereabouts) loudness on this kind of diagram began to be scaled in *phons*. But this civilized custom does not seem even yet to have penetrated to all parts of America.

The next muddle was to draw parallel curves at intervals above the threshold curve—the ones we agreed couldn't possibly be called loudness curves—

and call them "sensation levels." In the first place, if this name suggests anything at all it suggests that they are a subjective quantity, which of course they are not. The other thing is that these sensation levels are scaled in—yes, you have guessed it!—decibels! Apollyon himself, the Prince of Darkness, could scarcely have thought of a diagram with three entirely different things all in decibels.

Even if we sensibly mark the Fig. 4 curves in phons and ignore "sensation levels" altogether, these curves are a fraud. There is no justification, except the convenience of dodging a difficulty, for making a loudness scale coincide with an intensity scale anywhere. However widely opinions may differ on relative loudnesses, no one in his senses, asked to double a 40-phon loudness by adjusting the intensity of a sound, would set it anywhere near 80 phons. He would be much more likely to make it 50. So persistent attempts have been made to find a genuine loudness scale.

Origin of the Sone

Having been so rude about the American fondness for measuring the most diverse things in decibels, I must acknowledge that as long ago as 1936 S. S. Stevens of that land originated the *sone*, which is belatedly being recognized as a loudness unit. More recently he has reviewed the subject fully†. And I gather that the sone is receiving official approval in this country.

The difficulty, as I have said, is to judge when a sound is twice (or half, or any other ratio) as loud as another. Quite a number of methods have been devised for presenting sounds for such judgment, and results differ somewhat according to the method; and even with any one method the ratios are largely a matter of opinion. However, the averages of large batches of such opinions agree well enough for there now to be general agreement that a loudness scale can be approximately represented on the basis that two-to-one loudness ratios are produced by ten-to-one (10 dB) intensity ratios at 1,000 c/s.

Incidentally, it is interesting to note that what is judged to be a doubling of loudness by increasing the intensity of sound at one ear is equivalent to what is produced by bringing the *same* intensity to bear on the second ear. In other words, equal sounds at two ears give double the loudness of the same sound at one ear only.

Although true loudness and intensity scales cannot be made to coincide like the phon and dB scales at 1,000 c/s, in order to define the loudness unit—the sone—they must be tied together at one point. For convenience the point chosen is 40 phons, which is reckoned as 1 sone. Not only is this a good round number representing a moderate intensity; it is the standard loudness for judging that other subjective quantity—pitch.

So to convert phons to sones it is necessary first to deduct 40. To get the proportionality right, the result is multiplied by 0.03 to make it equal to the logarithm of the number of sones:

$$\log_{10} S = 0.03 (P - 40)$$

where S is the number of sones equal to P phons. Fig. 5 is a curve calculated from this empirical equation.

†"The Measurement of Loudness," *Jour. Acoust. Soc. Amer.*, Sept. 1955.

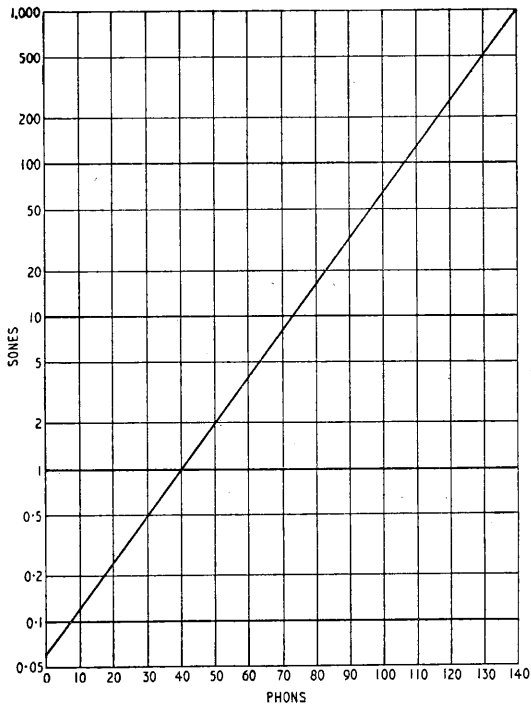


Fig. 5. Relationship between phons and sones, as calculated by an empirical formula.

Presumably in an attempt to keep themselves out of the phon fraud, writers on sound often refer to the curves in Fig. 4 as loudness level curves. It is, I suppose, something to be thankful for that any distinction at all is drawn between them and the approximation to true loudness curves, but if we were strict we might say that attaching the subjective word "loudness" to the phon curves was a form of the offence committed by using the term "sensation level," though admittedly a milder one seeing that the curves do at least mark equal-loudness intensities.

Acceptance of sones means rejection of what is called the Weber-Fechner law, as regards hearing at least. This "law" is the name given to the theory that our response to a physical stimulus is proportional to the logarithm of that stimulus. If it were true of hearing, then the phon scale at 1,000 c/s would be a true loudness scale, because phons at 1,000 c/s are equal to decibels, which are proportional to the logarithm of sound intensity. But no one would agree that loudness is anything like proportional to the number of phons. And even if it were, the "law" would break down at other frequencies, where the phon scale departs from the dB scale.

Switching from phons to sones does however seem to me to create an anomaly as regards the threshold of hearing. Using the logarithmic phon for loudness meant that there was a zero on the scale, corresponding nicely with the definition of threshold. But this threshold is 0.063 on the sone scale. That is admittedly a small loudness, but it is a loudness, which means it can be heard. So, too, is 0.01 sone, which theoretically can be heard. But it is far below the threshold of hearing, so it cannot be heard.

I don't know what the official answer is to this, but two possibilities occur to me.

The actual measured threshold of hearing depends very largely on the amount of background noise; in fact, on what might be called the signal/noise ratio. What is shown in diagrams as the threshold is supposed to be the just-audible intensity when there is no other sound than the "signal." But just as it is impossible to have an electrical signal with absolutely no noise, so with sound. Even if the room itself could be perfectly insulated from sound, the threshold of hearing cannot be determined without a hearer. And for the determination to be valid the hearer must be alive. And if he is alive his heart must be beating. I have read somewhere, too, that the aural counterpart of Johnson noise is not very far below the official threshold of hearing. Just as the threshold of hearing a pure tone can be raised to almost any sone level by the intrusion of a sufficiently loud "masking" noise, the official "silent" threshold (0.063 sone) may perhaps be regarded as the loudness that would be registered by a theoretical listener with normal hearing but no noise either outside or inside himself.

Of course this idea is rather unreal, because it is explaining away a difficulty that arises after real subjective observations have been replaced by an empirical formula devised to fit them as well as can be, but not necessarily (or even probably) perfectly at every point.

The other thought is that the infinitely large gap between 0.063 and zero sones belongs only to the logarithmic vertical scales in Figs. 3 and 4. The difference between 0.063 and zero on a linear scale going up to about a thousand is too small to show or to worry about. But does that mean one would use a linear scale for sones? Surely no, for the range of loudness between just audible (0.063 sone) and painfully audible (about 1,000 sones) is so vast that it can't all be shown clearly on a linear scale. So what does one do? One uses a log. scale, which brings one back to Fig. 4 with its phons! Does that mean that sones have been a waste of time? Again no, for the number of them gives a far better idea of the magnitude of loudness than the number of phons. So we should modify Fig. 4 by marking the curves with the numbers of sones instead of (or in addition to) the numbers of phons. Marking the 140-phon curve "1,000" shows what a vastly greater loudness it represents than the 80-phon curve, which is only 16 sones—but itself is very loud compared with 20 phons, which is only 0.25 sone.

New Induction Heater

COMPACTNESS is an outstanding feature of the new G.E.C. 18kW high-frequency generator, which occupies a floor space of less than 11 sq ft. The single oscillator valve is a BR1102 operating at approximately 500kc/s and power is supplied through six GU21 mercury vapour rectifiers. Forced air cooling is provided with filtering of the air supply, and electrical filters are fitted to prevent h.f. energy being fed back to the supply mains.

Either one or two work stations for surface hardening or brazing can be supplied and the water-cooled work coils are easily interchanged. There is a water-flow safety switch and interlocks on all panels and doors.

An ammeter current meter indicates power output and an hour meter serves as a check on valve life.

Bi-Directional F.M. Aerials

An Unconventional V.H.F. Receiving System

By H. B. DENT

WHEN Rowridge, Isle of Wight, commenced regular f.m. transmissions it was decided to make provision for receiving both the new station and Wrotham, which hitherto had been the mainstay of sound broadcasting at the writer's location on the south coast. Rowridge was the more favourably situated of the two and could reasonably be expected to provide a more reliable signal for most of the time. However, anomalous propagation on v.h.f. is not unknown, and it was thought desirable to have a second string available, especially as Wrotham's signals are reasonably strong if a two- or three-element aerial is used. Apart from this there were other reasons which made Wrotham a desirable station to have available at times.

Reception of both stations with a single aerial is complicated by the locations of the two stations; they lie very nearly in opposite directions from the receiving site and the obvious solution of separate aerials was not very attractive.

Fig. 1 is a plot of the true bearings of Rowridge and Wrotham taken from the receiving site and from these it will be seen that the two stations are not quite 180° apart, also that a bi-directional aerial having a polar diagram comparable to that of a simple horizontal dipole might be expected to serve for both stations. As the aerial cannot be orientated for optimum performance on both stations a compromise orientation must be found and, if possible, the expected efficiency of the aerial on both stations determined, so that the best type of aerial for the purpose can be chosen.

If now a transparency of Fig. 2(a) is prepared large enough to overlay Fig. 1, as shown in Fig. 4, the pattern can be moved around with its centre on the receiving site and a position found giving about equal efficiencies on both stations. Alternatively one or the other can be favoured and the expected performance on both deduced from the transparency. It will be seen that a position has been chosen which brings the bearings of the two stations just over 20° off the optimum line of the aerial, but in opposite directions. If all the data in Fig. 2 for the dipole is included on the transparency, as in Fig. 3, the expected efficiency of the aerial can be read off directly for either station. In this example it is 80% for both stations.

Allowing for equal efficiency in both directions,

Fig. 4 shows the optimum orientation of the aerial to achieve this performance. It reveals that if a dipole were used, or an aerial with a similar polar diagram and relative position of the elements, then the plane of the elements in this aerial must be on a line running from 145° to 325°. When laying out this bearing with a compass due allowance must be made for the magnetic deviation. At present this is 9° west at the site of the receiver, so that 9° must

Fig. 3. Pattern of a dipole's polar diagram to be prepared as a transparency.

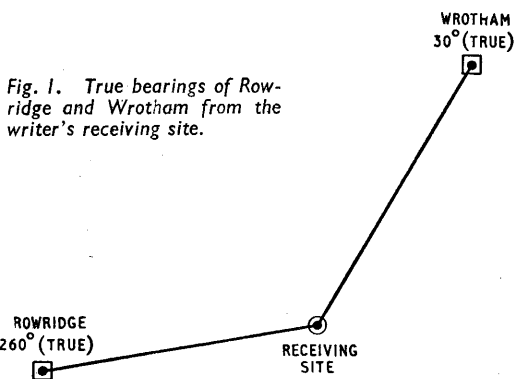


Fig. 1. True bearings of Rowridge and Wrotham from the writer's receiving site.

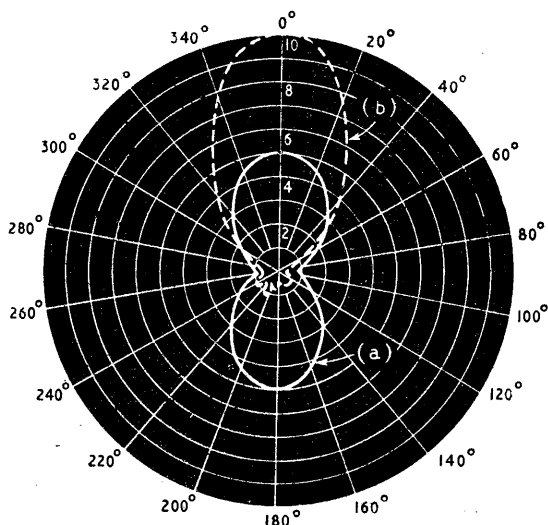
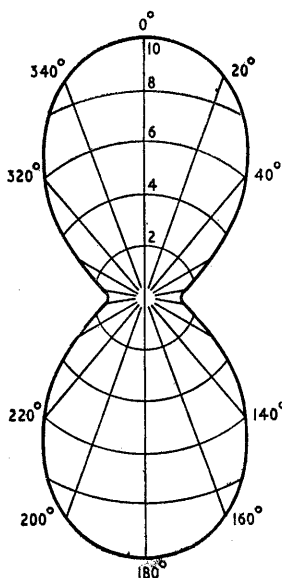


Fig. 2. Polar diagrams of (a) a halfwave dipole and (b) a 3-element Yagi.



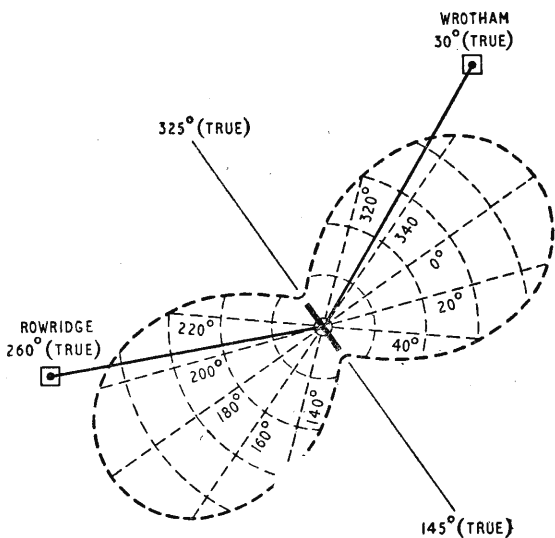


Fig. 4. The dipole's polar diagram superimposed on the plan, Fig. 1, as explained in the text.

be added making the bearing read by the compass 154° , or the reciprocal, 334° .

As a two-element aerial with a gain of about 4 dB over a plain dipole gave satisfactory reception of Wrotham, one of about 6 dB gain, but with bi-directional characteristics, should meet the new requirements. Included in Fig. 2 at (b), and plotted to the same scale, is the polar diagram of a three-element Yagi of the type often used in the fringe areas of f.m. stations. It is a uni-directional aerial of course and would not suit the present requirements, but as it can be seen to have a gain of about 6 dB, or twice the voltage gain of a plain dipole, an aerial with this order of gain, but having the polar diagram of the dipole, would serve the purpose. It now only remains to find a design of aerial having these characteristics.

There are several ways of imparting a bi-directional response to an aerial, but the one favoured by the writer for the present case is a vertical stack of half-wave horizontal dipoles. In order to obtain the required figure eight polar diagram in the horizontal plane and at right-angles to the plane in which the dipoles are stacked, all dipoles in the aerial must be connected for in-phase operation. This again can be achieved in several different ways and with a variety of spacings of the dipoles, but one that obviates the need for electrical measurement of any kind, and yet ensures the desired mode of operation, is to stack the dipoles a half wavelength apart, connect the feeder to the lower one and join all dipoles together by open-wire transmission lines, transposed at each level, as shown in Fig. 5.

Whilst Fig. 5 exemplifies the basic idea of a broadside aerial of this kind, it is not a very convenient practical arrangement, as with half-wave dipoles, split in the centre as shown, the terminating impedance, to which the feeder must match, is only about 25Ω ; this is much too low for the 75Ω type of coaxial feeder in general use. A matching section between the aerial and the feeder can be used, but it is inconvenient.

Folding a dipole steps up its impedance four times

if the tube or rod from which it is made is the same diameter throughout. Impedance multiplying factors greater or less than four can be obtained by making the two arms of a folded dipole unequal in diameter, but then the spacing begins to have a greater influence on the resulting impedance than when the diameter is the same throughout.

A stack of four half-wave folded dipoles, each fashioned from a single length of rod or tube, will give a close match to a 75Ω coaxial cable and yield a gain of about 7 dB in two directions. But for f.m. reception it would need a 15-ft pole to accommodate the elements alone, apart from that required to raise it above surrounding objects. As it is undesirable to fix guy wires to the pole above the lowest dipole, the supporting structure needs to be very sturdy indeed. Guys of non-conducting material, however, could be used and fixed to any part of the aerial system without affecting its performance; except, perhaps, to a small degree in very wet weather. The only material likely to withstand the very variable

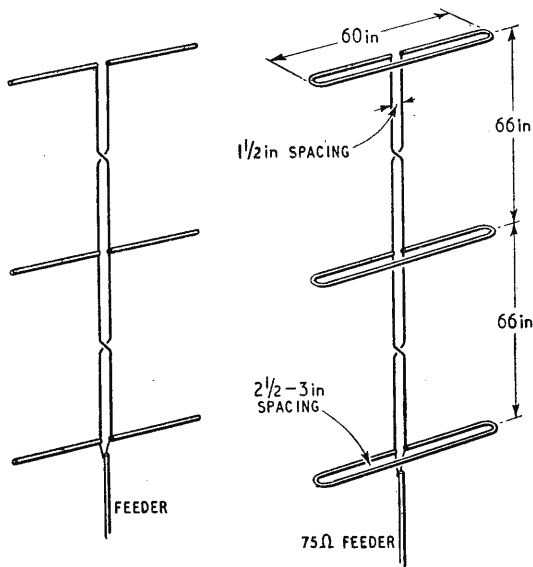


Fig. 5. Schematic arrangement of a stack of three half-wave dipoles.

Fig. 6. Practical broadside aerial using three stacked folded dipoles.

weather conditions prevailing in this country, without stretching or shrinking to an alarming extent, would be nylon rope, which is expensive.

Pruning the aerial to three folded dipoles, as shown in Fig. 6, brings the length of the aerial down to 11 ft, which is a far more practical size. Its terminating impedance becomes around 90Ω giving an acceptable impedance match to a 75Ω feeder. Any standing-wave ratio (or impedance ratio) of less than 2 to 1 is tolerable for most receiving purposes and with this aerial, and a 75Ω feeder, the impedance ratio is about 1.2 to 1.

Theoretically the feeder should be a twin-wire, or balanced, type and where a coaxial cable is employed there should be a balun (balanced-to-unbalanced connection) between it and the aerial. However, a balun is an additional complication hardly justified for f.m. reception and, moreover, unless properly designed can impair rather than

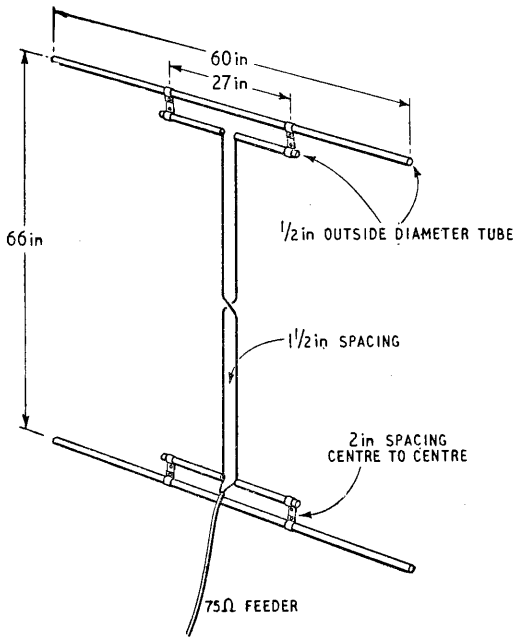


Fig. 7. Simple two-element stack using T-matched dipoles.

improve the performance of an aerial. By omitting the balun and connecting the coaxial feeder direct to the aerial, the only adverse effect so far noticed has been to introduce a little asymmetry in the front and back lobes of the polar diagram. The measured voltage gain of an aerial of this type is just over 5 dB compared to a single half-wave dipole.

Details are given in Fig. 7 of a simpler form of bi-directional aerial giving a gain of 4 dB. It has two stacked half-wave dipoles each with a T-matching section and it is only 5 ft 6 in high. The sacrifice of 1 to 1.5 dB in gain is more than compensated for by a 50% reduction in size and consequent convenience in mounting.

The T-match rods extend for 14 in each side of

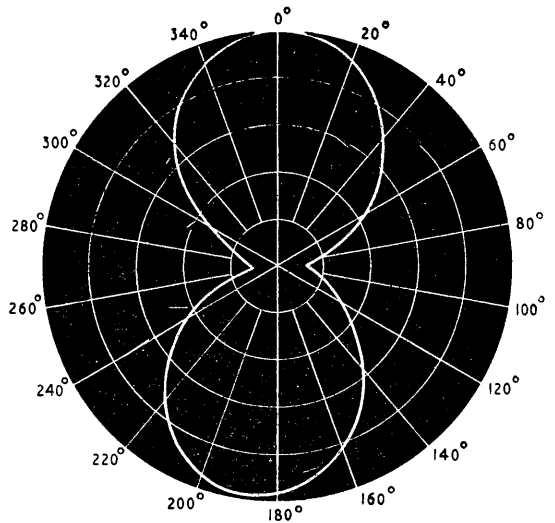
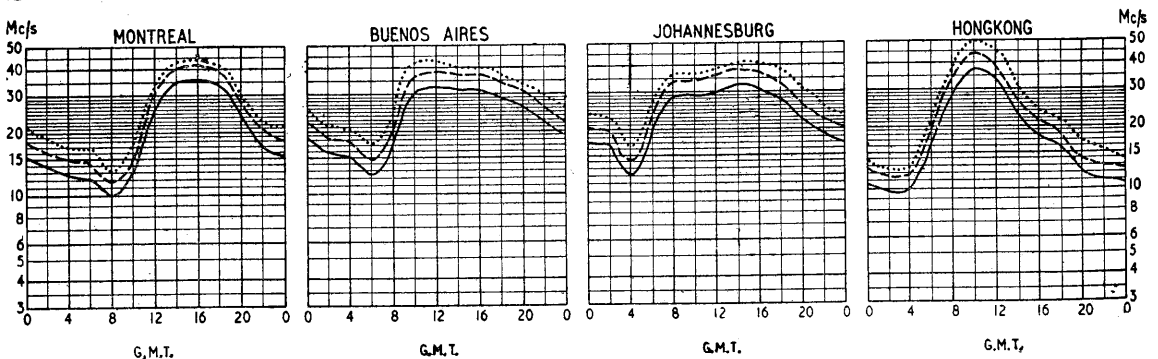


Fig. 8. Polar diagram of the two-element aerial shown in Fig. 7.

the centre insulator and their outer ends are fixed to the dipole by metal clamps. The T-match section of one dipole is joined to the T-match section of the other by an open-wire transposed transmission line and a coaxial cable is connected direct to the lower T-match unit. The polar diagram of this aerial is shown in Fig. 8 and the slight asymmetry in its two lobes, due to the omission of a balun, is only just apparent.

One advantage of using folded dipoles, or T-match dipoles, is that tests for electrical continuity can be made from the receiver end of the feeder, should it be suspected that a spell of poor reception might be due to a defect in the aerial system. Also aerials embodying either of these types of dipole are easily made reasonably safe to lightning by earthing the outer copper braiding of the feeder at, or near, ground level.

SHORT-WAVE CONDITIONS Prediction for November



THE full curves given here indicate the highest frequencies likely to be usable at any time of the day or night for reliable communications over four long-distance paths from this country during November.

Broken-line curves give the highest frequencies that will sustain a partial service throughout the same period.

- FREQUENCY BELOW WHICH COMMUNICATION SHOULD BE POSSIBLE FOR 25% OF THE TOTAL TIME
- PREDICTED AVERAGE MAXIMUM USABLE FREQUENCY
- FREQUENCY BELOW WHICH COMMUNICATION SHOULD BE POSSIBLE ON ALL UNDISTURBED DAYS

Recent Audio Developments

SOME NEW PRODUCTS SHOWN AT THE B.S.R.A. EXHIBITION

ALREADY this year we have reported progress in the field of high-quality sound recording and reproduction as exemplified by commercial products shown at the Audio Fair (April issue, p. 153) and the Radio Exhibition (October issue, p. 470). The rate of development in this field is rapid and at the recent exhibition organized by the British Sound Recording Association many new and interesting pieces of equipment were shown publicly for the first time.

Microphones. A ribbon microphone (type CRH) with a frequency response equivalent to that of the type RB has been developed by Reslo to provide a closer approach to uni-directional characteristics at a price much lower than is usually possible with this type of response. This has been achieved by the application of acoustic resistance and phase delay in the loading of the back of the ribbon without resort to organic absorbents such as wool and felt, and with the retention of the ease of ribbon replacement which is a feature of the original RB design. The front-to-back ratio of sensitivities is of the order of 10 dB.

Tape Recording Equipment. A professional stereophonic amplifier with the usual facilities of their type 21 single-channel model was shown by Leever-Rich. Monitoring on both channels is performed simultaneously and the ganged gain control is in balanced steps of $1\frac{1}{4}$ dB. A mixer for two pairs of stereophonic microphones is also available.


Completely separate record and replay heads and amplifiers are used in the Swiss Revox B36 tape recorder shown by Romagna Reproducers. Two inputs can be mixed with independent variation in their levels. A push-pull circuit is employed for the bias oscillator. It is interesting to note that this recorder dispenses with the use of pressure pads.

A two-speed tape recorder/reproducer with a 500 mV output designed to feed into a high-quality amplifier was shown by Dulci (Dulci-Harting). The bias level can be varied to compensate for different tape characteristics. A microphone input with a sensitivity of 1.5 mV for full output is provided.

Another two-speed tape recorder the German Harting HM6 shown by T.S.L., includes a 4-watt output stage which feeds a 9in x 6in bass speaker and 2 $\frac{1}{2}$ -in tweeter. The wow and flutter is stated to be better than 0.1%.

A new professional sprocket-driven recorder, suitable for use with 16mm film (6 or 17.5mm versions will be available later), was shown by Leever-Rich. The sprocket assembly, gearbox, spool motors, drive motor and head block are individual sub-units which can be removed and replaced after servicing without disturbing their alignment. The main sprocket which has a circumference of sixteen frames is driven by a worm gearbox, the drive shaft being extended to allow coupling to other machines.

Tuners. A number of f.m. (some in kit form) and a.m./f.m. tuners were shown by Jason, models with



Dulci-Harting tape unit

switched or continuous tuning on f.m. being available. One economical circuit seen in the Prefect switched tuner uses a pentode r.f. valve, a triode pentode as reactance valve (for a.f.c.) and self-oscillating mixer (pentode), followed by two pentodes providing i.f. amplification and limiting, and crystal diodes for the Foster-Seeley discriminator. The sensitivity is about 50 μ V for 20 dB quieting. In the Jason "AM/FM2" the f.m. circuitry includes a low-noise cascode r.f. stage, three i.f. stages, double diode and valve limiters, a Foster-Seeley discriminator and twin-neon tuning indicator. The a.f.c. can be reduced to avoid weak stations being overwhelmed by strong ones on adjacent frequencies. The sensitivity is 2 μ V for 20 dB quieting. R.f. amplification is also provided on medium waves and alternative bandwidths of ± 4 kc/s and ± 8 kc/s are available, the sensitivity being 10 μ V. The ordinary "magic-eye" tuning indicator also indicates the signal strength on f.m. An adjustable cathode-follower output is provided.

Pre-amplifiers and Amplifiers. A maximum sensitivity of 10 mV for 10 watts output with 0.1% total harmonic distortion and a signal-to-noise ratio of 80 dB is obtainable from the CQ combined amplifier and pre-amplifier. The power response varies less than 1 dB between 25 and 60,000 c/s. Mains inputs of 115 or 230 V, 40 to 100 c/s are provided for, and the unit is fully tropicalized.




Audiomaster pre-amplifier.


Another 10-watt combined amplifier and pre-amplifier shown by Jason has a maximum sensitivity of 1 mV, and is claimed to introduce less than 0.05% distortion.

Twenty watts output with an intermodulation distortion of 0.7% (40 c/s modulating 10 kc/s with a ratio of 4 to 1) and a signal-to-noise ratio of 89 dB (10 k Ω source resistance) is available from the "Audiomaster" amplifier shown by Musicraft. The power response varies less than 0.5 dB between 30 c/s and 20 kc/s at 20 watts. The damping factor is 50. The associated pre-amplifier includes four alternative record and two tape frequency compensation networks, and controls to give a treble-cut slope variable between 8 and 30 dB/octave from cut-off frequencies of 5, 7, 9 or 12 kc/s. The impedance at the pickup input is variable, the signal-to-noise ratio being 56 dB at the maximum sensitivity of 8 mV. A tape head input with a sensitivity of 1 mV and a signal-to-noise ratio of 45 dB is also available. The total harmonic distortion at 2 V output is less than 0.2% (240 mV gives 25 watts output from the main amplifier).

Two low-distortion amplifiers with output powers of 10 and 30 watts for 0.05 and 0.1 V inputs respectively were shown by Westrex. A 100-watt amplifier with a somewhat higher distortion (0.7%) at full output, reduced signal-to-noise ratio (65 dB), and narrower frequency response (3 dB down at 40 c/s) is also available. A transistor pre-amplifier to work between impedances of 600 ohms and with gain alternatives of 40, 55 or 65 dB can also be incorporated in these amplifiers. The frequency response is 30 c/s to 12 kc/s \pm 2 dB and the distortion 0.7% for 0.1 mW maximum output. The noise contribution from the three OC71 transistors is less than 10 dB up on the basic circuit noise. The pre-amplifier is




CQ amplifier showing (above) mains transformer and grain-oriented output transformer and (below) controls on the die-cast pre-amplifier panel.



temperature stabilized, and can operate up to 45°C.

Loudspeakers. There are some interesting design features in the Westrex "Acoustilens 20/80" loudspeaker system. Two speakers are used with a crossover frequency of 700 c/s. The 15-in direct radiator bass speaker has a 3-in diameter voice coil of copper tape wound edgewise. This form of construction results in the large total flux linkage of 310,000 Maxwells, with a flux density of 13,200 gauss. The large diameter coil gives a more uniform effective drive



Westrex high-frequency unit with Acoustilens coupler.

over the whole cone surface, thus increasing the cone breakup frequency. The reduced distance between the driving point and the outer edge of the diaphragm increases the frequency at which a dip in the response generally occurs due to the sound transmitted through the cone and radiated from its edge being out of phase with that directly radiated from the centre. The proportion of the magnetic gap volume wasted is considerably reduced when the voice coil is wound with tape rather than with the usual cylindrical wire. The speaker is loaded by a 12 cu ft bass reflex enclosure with a low-Q resonance. The distortion for 20 watts input at 120 c/s is 0.8%. The treble unit also uses a 3-in diameter edgewound voice coil to drive a Duralumin dome. The sound from this dome passes through a phasing unit to a fibre-glass horn, incorporating a slotted acoustical lens to give a wide horizontal polar radiation pattern. The slots in this lens are arranged so that the radiation from the horizontal periphery travels a longer path than that from the centre. The central radiation is thus advanced in time over that at the side and a curved front is produced.

A similar acoustical lens will be available for the Mark II version of the Kelly ribbon loudspeaker shown by Romagna Reproducers. A substantially uniform distribution is obtained over an arc of 120° up to 18 kc/s. The matching transformer has a Ferrocube core and the distortion is less than 0.5% for 10-watts input at frequencies within the operating band (1 to 30 kc/s).

The speakers used in the CQ reproducer are now available for home constructors. These are 9in \times 5in and 4-in units whose cones have been specially treated with a non-setting viscous plastic to absorb unwanted reflections at the cone edge. In addition, damping pads are placed on the 9in \times 5in unit cones to reduce still further unwanted peaks in the frequency response characteristics. The speakers are individually tested.

A novel speaker mounting was seen in the TSL-Geruphon Omni-D Resonator. This consists of a cylinder only 15 $\frac{1}{2}$ in long and of 4 $\frac{1}{2}$ in diameter open at both ends, with a moving coil speaker mounted asymmetrically at a suitable point inside.

Calibrated D.C. Oscilloscope

A COMPACT, STABILIZED DESIGN

By B. PEARCE

THIS article describes the design and construction of a small portable workshop oscilloscope with a calibrated d.c. amplifier for Y-deflection. The oscilloscope was intended mainly for low frequency work and has a substantially flat response from d.c. to 20 kc/s. The maximum Y-sensitivity is 30 mV/cm. A linear time-base is incorporated, with facilities for free-running or single-sweep operation with internal or external triggering. The unit is mains-driven.

Some time ago the author was contemplating the building of a valve voltmeter to supplement the very inadequate range of test gear in his home workshop. The thought occurred that for the requirements in hand a far more useful instrument would be a calibrated oscilloscope which, with a slight sacrifice in accuracy and convenience, would incorporate the properties of a valve voltmeter and also have all the virtues of oscilloscopes. On perusing the specifications for one or two of the small commercially available instruments it was noticed that all deflection amplifiers were for a.c. signals only. Recollecting how such instruments had proved very exasperating on more than one occasion when a d.c. amplifier would have considerably eased the problem in hand, the author resolved to try to design an economical "scope" having a d.c. amplifier.

Although a 5-in cathode-ray tube was available, it was decided to use a 3-in ECR30 to keep the design simple and the bulk small. Reference to the manufacturers data showed that a final anode potential of 1,000 V was permissible, and that under these conditions the Y-deflection sensitivity would be 5.9 V/mm. Thus for a full screen deflection of 70 mm a voltage swing of $5.9 \times 70 = 413$ V is required. Using push-pull deflection this would mean a swing of 207 V per anode. To obtain reasonable linearity up to an out-

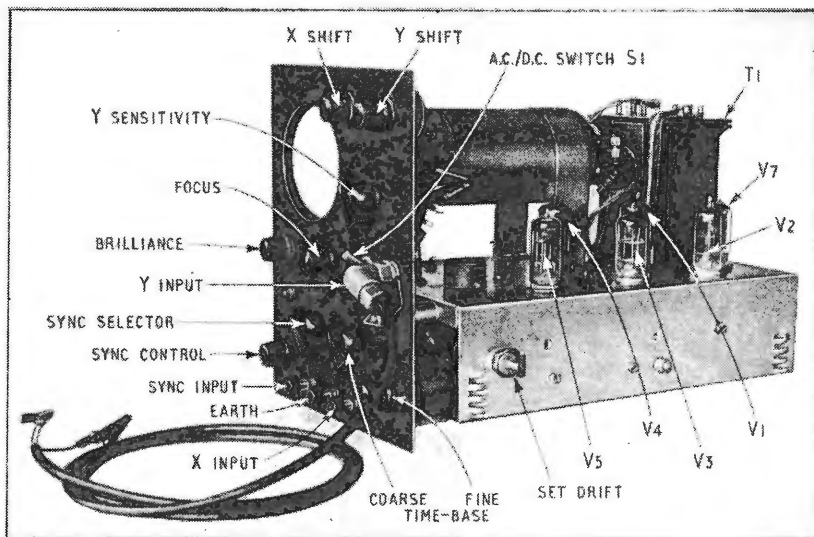
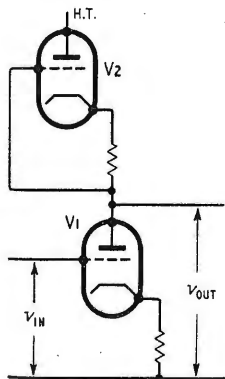
put of this order, an h.t. supply of at least 350 V would be needed for the deflection amplifier, and as in this case a Schmitt cathode-coupled stage was used, an h.t. supply of 400 V was required. It would, of course, have been possible to use a lower final anode voltage on the c.r.t., but as the author wished to incorporate a single-sweep time-base, a large final anode voltage was used in the interest of trace brightness.

The main problem in the design was the construction of a d.c. amplifier having sufficient long-term stability to warrant calibration. A phase-splitter was required if push-pull deflection were to be used and the Schmitt circuit proved ideal, having a second input for shift control. The output stage, being push-pull, is substantially unaffected by h.t. fluctuations, and thus the 400 V line was not stabilized. The grid potentials, however, being independent of one another, were ultimately derived from a stabilized supply in the interests of stability of the output.

Having decided on the output stage, a rapid calculation for a type ECC91 valve in this role showed that one more double triode stage would be adequate for present requirements so far as gain was concerned. Here, the question of long-term stability reared its head again, though by using a stabilized h.t. supply and high-stability resistors two sources of drift were eliminated. The principal remaining cause was variations in the valve heater voltage, which affect the mutual conductance and anode resistance of the valve. To reduce this effect the circuit of Fig. 1 was used. This consists of a triode voltage amplifier V1 whose normal anode load resistance has been replaced by an identical valve V2 with the same bias. It can be seen from the equivalent circuit (Fig. 2) that the load is now the anode impe-

Right: General view of oscilloscope showing principal components.

Fig. 1. Amplifier circuit to reduce effect of heater voltage variations.



dance r'_a of valve V2 in series with a generator μv_g and the internal impedance r_a of V1. Since the valves are identical and their heaters are fed from the same supply, changes in anode impedance due to heater supply variations will produce identical changes in r_a and r'_a , and the voltage output will remain constant.

In practice, even though a double triode with series heaters is used, slight manufacturing variations require that a certain amount of further compensation be included to make the gain of the stage

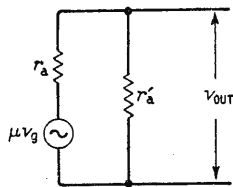


Fig. 2. Equivalent circuit of Fig. 1.

independent of heater fluctuations. This can be done by making one of the cathode bias resistors variable over a small range and adjusting this until the change in the anode voltage of V1 is a minimum when the heater voltage is varied (say) $\pm 10\%$. Unfortunately, this adjustment varies the anode voltage itself, so that this stage must be set up independently of the following stage, and if a coupling divider is used this must be "tailored" to bring the grid of the Schmitt stage valve to its correct level. This would involve some sacrifice in gain, and because of this the author preferred to dispense with

the divider and directly couple the anode to the following grid, although this involved adjustment of the Schmitt cathode resistor and shift grid potential before optimum conditions were obtained in this stage. As a rough guide, the aim is to adjust component values in the Schmitt stage until, when balanced and with equal anode loads, the anode voltages are about half way between cathode and h.t. At the same time it should be remembered that if the heater is "earthy," the heater-cathode voltage should not exceed the recommended maximum value, which for an ECC91 is 100 V. In the circuit diagram (Fig. 3) components which may require adjustment are underlined.

With the circuit as shown, a maximum sensitivity of about 30mV per centimetre was obtained using a direct anode to grid connection. With a divider coupling, a sensitivity of 50mV per centimetre can reasonably be expected. Calibration can be effected by adjustment of the divider resistance R_{13} . If the maximum sensitivity is required the first position of S2 can be used (connection shown dotted).

The rest of the design is fairly straightforward. The X-amplifier is a single Schmitt circuit with R-C coupling to the time-base and also to a front panel terminal. The dual-input feature of the Schmitt circuit enables an X-input to be applied at the same time as the time-base, and this could conceivably be

COMPONENTS TABLE

R ₁	See text (about 750k)	R ₄₅	100k	C ₂₃	0.5 μ 1000V paper
R ₂	510k 5%	R ₄₆	22k (See text)	C ₂₄	1.0 μ 1000V
R ₃	180k 5%	R ₄₇	100k 0.5W	V1	ECC83, 12AX7, CV492
R ₄	51k 5%	R ₄₈	100k 0.5W	V2	ECC91, 6J6
R ₅	18k 5%	R ₄₉	100k 0.5W	V3	ECC91, 6J6
R ₆	5.1k 5%	R ₅₀	100k 0.5W	V4	ECC83, 12AX7, CV492
R ₇	1.8k 5%	R ₅₁	100k 0.5W	V5	EF91, 6AM6, 6F12, 8D3, CV138
R ₈	510 5%	R ₅₂	100k 0.5W (See text)	V6	ECR30
R ₉	220 5%	R ₅₃	2.2M	V7	QS150/15, CV287
R ₁₀	220k	R ₅₄	2.2M	T1	Mains transformer: Primary 0-210-230-250V, 50c/s. Secondary 350-0-350V, 60mA 6.3V, 2A, 4V, 1A
R ₁₁	3.9k 5% H.S.	R ₅₅	2.2M	L1	Smoothing choke: 20 H, 30 mA
R ₁₂	5.6k 5% H.S.	R ₅₆	2.2M	S1	Single pole, single throw toggle switch.
R ₁₃	See text (about 1.5m H.S.)	R ₅₇	22k 3W	S2	Single pole, 9-way wafer switch.
R ₁₄	1M 5% H.S.	Note: All resistors $\frac{1}{4}$ W 20% carbon unless otherwise stated.		S3	Two pole, 4-way wafer switch.
R ₁₅	33k 5% H.S. 1.5W	P ₁	2k wire wound linear	S4	Two pole, 6-way wafer switch.
R ₁₆	33k 5% H.S. 1.5W	P ₂	250k carbon linear	S5	Single pole, single throw toggle switch.
R ₁₇	6.8k 5% H.S. (See text)	P ₃	250k carbon linear	MR1	Selenium rectifier stack consisting of two sections each having at least 25 plates 18 mm diameter (S.T.C.).
R ₁₈	470k 5% H.S.	P ₄	250k carbon linear	MR2	"Sentercel" Type K8/15
R ₁₉	100k	P ₅	2M carbon linear	MR3	"Sentercel" Type K8/15
R ₂₀	220k	P ₆	50k carbon linear	Front Panel Controls	
R ₂₁	47k 5% H.S.	P ₇	20k carbon linear	P2:	Y—Shift control.
R ₂₂	22k 5% H.S.	C ₁	0.25 μ 500V paper	P3:	X—Shift control.
R ₂₃	47k 5% H.S.	C ₂	0.5 μ 150V "	P4:	Sync. amplitude and sense.
R ₂₄	220k	C ₃	0.5 μ 150V "	P5:	Time-base "Fine" control.
R ₂₅	220k	C ₄	0.5 μ 150V "	P6:	Focus control.
R ₂₆	470k	C ₅	0.25 μ 350V "	P7:	Brilliance control.
R ₂₇	33k 5% 1.5W	C ₆	1.0 μ 150V "	S1:	Input blocking capacitor switch.
R ₂₈	33k 5% 1.5W	C ₇	0.01 μ 350V "	S2:	Y—Sensitivity switch.
R ₂₉	6.8k 5% (See text)	C ₈	0.001 μ 350V "	S3:	Sync. selector switch.
R ₃₀	470k	C ₉	0.01 μ 350V "	S4:	Time-base "Coarse" switch.
R ₃₁	1M	C ₁₀	0.5 μ 350V "	(Behind-panel control: P1)	
R ₃₂	47k	C ₁₁	0.05 μ 350V "		
R ₃₃	470k	C ₁₂	4700 p 350V		
R ₃₄	2.2k	C ₁₃	470 p 350V		
R ₃₅	47k	C ₁₄	47 p 350V		
R ₃₆	3.3k	C ₁₅	8 μ 500V electrolytic		
R ₃₇	1M	C ₁₆	0.5 μ 350V paper		
R ₃₈	100k	C ₁₇	0.05 μ 350V "		
R ₃₉	68k 0.5W	C ₁₈	4700 p 350V		
R ₄₀	100k	C ₁₉	470 p 350V		
R ₄₁	68k	C ₂₀	47 p 350V		
R ₄₂	680	C ₂₁	8 μ 500V electrolytic		
R ₄₃	100k	C ₂₂	10 μ 500V "		
R ₄₄	220k				

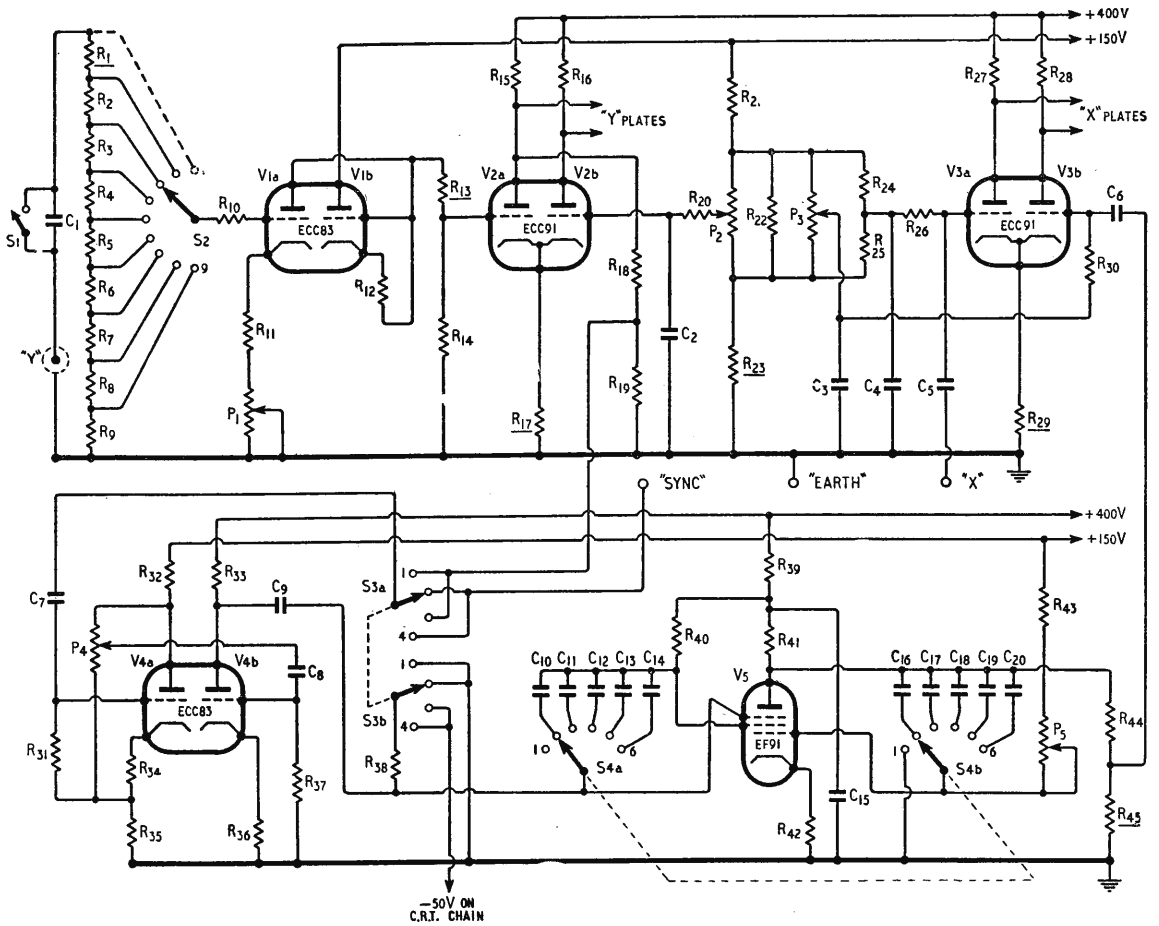


Fig. 3. Amplifier and time-base circuits.

used for time measurements. The comparatively poor response of this amplifier causes some non-linearity in the sweep on the higher ranges of the time-base. This was of no consequence in this design, though an improvement (short of using a cathode-follower buffer stage) could be effected by the use of smaller anode loads (say 22k or 15k) with a corresponding adjustment in supplies and cathode resistor to cope with the increased current drain.

The time-base also is conventional and its features need no special mention except that the suppressor can be either earthed via R_{38} or taken to a negative potential on the c.r.t. chain, dependent on whether free-running or single sweep operation is required. In the latter case, triggering is effected by V4 which comprises a phase splitter triode giving positive or negative "sync" from the potentiometer P_4 , followed by a single triode amplifier feeding the time-base suppressor grid. The "sync" selector switch enables either free-running or single-sweep operation to be used with either internal (i.e. from the Y-amplifier) or external synchronization.

The power supplies were originally built round a particular small mains transformer which the author happened to have handy, but in the design shown this has been altered to use a standard 350-0-350V, 60mA transformer having 4V, 1A and 6.3V, 2A heater windings. The c.r.t. heater should have its own

winding, and this should be insulated for at least 1000V. Most production transformers nowadays are tested to this voltage before leaving the factory, so that no trouble should be experienced here. It is important that the c.r.t. heater should be strapped to the cathode at one end. Metal rectifiers were used throughout, though there is no reason why valve rectifiers should not be used instead, if desired. It will be observed from the circuit diagram that the final anode of the c.r.t. derives its voltage from the four deflector plates via four 2.2M resistors. In this way the final anode voltage is kept at the mean value of the plate voltages, thus reducing trapezium distortion.

Mechanical details of the design are to some extent a matter of personal taste. The layout shown in the accompanying photographs was found satisfactory, although it will be seen that conditions under the chassis became a little cramped towards the end! A Mumetal screen round the c.r.t. is desirable, and the mounting of the mains transformer is fairly critical. It is best to build the oscilloscope with this transformer initially on long leads, and as soon as the stage is reached when a spot can be produced on the screen, to adjust the position of the transformer until the stray field produces a minimum deflection of the spot. This is usually when the axis of the transformer coils coincides with the c.r.t. axis.

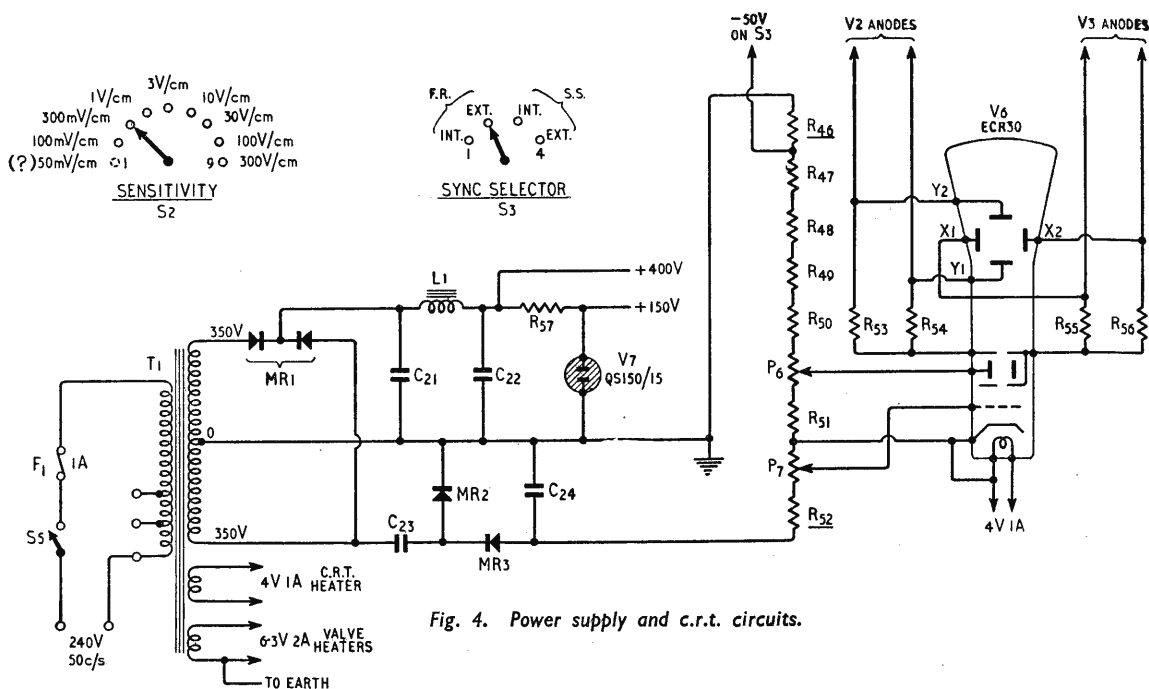


Fig. 4. Power supply and c.r.t. circuits.

The inclusion of a spare valve socket in the author's unit as shown in the photograph is of no significance.

A certain amount of initial setting-up is necessary before the instrument is ready for use. It is possible that the anode-cathode voltage of the c.r.t. may exceed the rated maximum of 1000V. A rough check of this should be made by measuring the anode voltages of V2 and V3 (which should all be about the same when balanced) and the current in the c.r.t. divider chain, from which the c.r.t. voltage can be calculated. If necessary R_{52} can then be adjusted as required. Next V1 should be set up by adjustment of P_1 as described earlier. If the divider R_{13} , R_{14} is used, R_{13} should be adjusted until the c.r.t. spot is central with P_2 at mid-position. If the divider is dispensed with, V2's grids should be strapped together and connected via a 220k resistor to V1's output.

R_{17} should then be adjusted until V2 anodes are at approximately 240V. Leaving the 220k resistor permanently between V1 and the grid of V2a, connect V2b grid back to the shift control and adjust R_{23} until V2 is balanced with P_2 set mid-way. This will now have upset the bias on V3 and R_{29} will probably need adjusting until V3 anodes are at about 240V. Having set up the amplifiers for balance, the input potential divider should be calibrated by injecting a known voltage into the Y-input and adjusting R_1 until the correct deflection is obtained. Due to adverse component tolerances it may be necessary to adjust the suppressor bias to V5 when the time-base is in the "single-sweep" condition. V4b grid should be earthed and R_{46} increased until the time-base does not run on any range. The nearest standard value is sufficient for R_{46} . Setting-up should now be complete.

Books Received

An Introduction to the Cathode Ray Oscilloscope, by Harley Carter, A.M.I.E.E. Volume in the Philips Technical Library Popular series gives a simple treatment of c.r. tubes and their associated time base, deflection and power supply circuits, and of oscilloscope applications and measurements; and also includes data on standard c.r. tubes with details of four complete oscilloscope circuits. Pp. 100; Figs. 89. Price 12s 6d. Cleaver-Hume Press, Ltd., 31, Wrights Lane, London, W.8.

F.M. Radio Servicing Handbook by Gordon J. King, deals theoretically and practically with the stages in turn including the audio section, and with a.m./f.m. receivers. Pp. 188; Figs. 117. Price 25s. Odhams Press, Ltd., 96, Long Acre, London, W.C.2.

Cathode-Ray Oscillographs, by J. H. Reyner. Fifth edition covers c.r. tubes and associated deflection and

time base circuits, waveform characteristics, including those at r.f. and the possible modifying effects of c.r.t. circuits, frequency comparison and measurement, and circuit characteristic traces. Also includes special applications (e.g. at low frequencies) and techniques such as photography. Pp. 206; Figs. 141. Price 20s. Sir Isaac Pitman and Sons, Ltd., Parker Street, London, W.C.2.

Elektronenrohren by M. J. O. Strutt. Third volume in the Lehrbuch der drahtlosen Nachrichtentechnik series initially deals with theory of electrons in electric and magnetic fields, in solids, and in thermionic emission before discussing theories of (including noise in) diodes and other types of valves and also electron optical systems. Applications and data for many types of electron devices including transistors are given. Pp. 391; Figs. 455; Refs. 654. Price 58.50 DM. Springer-Verlag, Reich-bietschuerer 20, Berlin.

400-watt Audio Amplifier

USE OF SMALL OUTPUT VALVES IN PARALLEL PUSH-PULL

By G. R. WOODVILLE*

THERE are basically two alternative methods of generating high powers at audio frequencies using thermionic valves:

1. The use of two large valves in push-pull.
2. The use of several smaller valves in parallel push-pull.

The principal advantages of the second method are:

1. Low cost of valves. In the case of a valve failure the user is not faced with a large financial outlay.
2. High order of reliability. The failure of one or more valves does not result in a suspension of service. Valves may be removed or inserted without switching off (due to the comparatively low anode voltage used).
3. Low cost of the associated power supply, also due to the low voltage used.
4. If an "ultra-linear" circuit is used, the low output (and load) impedances simplify the output transformer design.
5. The high sensitivity permits a low-power driver stage.
6. The maximum available output is determined by the number of valves used.

This article describes an amplifier based on the second method which uses KT88 valves in the output stage. It was designed to give 400 watts output over a frequency range of 75 c/s to 25 kc/s, but the output is in fact well maintained up to 50 kc/s. It has been used for the operation of a vibrator, but is equally suitable for public address work.

The KT88s are used under somewhat conservative conditions; the anode plus screen dissipation for each valve does not exceed 35 watts (and may be as low as 20) during quiescent periods and is approximately 25 watts at full output. The operating conditions are similar to those given on page 4 of the KT88 Circuit Supplement†, but the anode voltage is lower (525 V). This reduces "cross-over" distortion at full output, because for a given dissipation the anode current can be increased and thus a smaller negative grid bias voltage used. The use of a common grid voltage control might otherwise increase the overall "cross-over" distortion because it prevents individual equalization of the cut-off voltages.

Circuit—This is shown in Fig. 1, the wiring

to only four valves being included. Each KT88 has its electrodes connected to bus-bars, as it were, and the individual cathodes are connected to earth through suitable meter shunts R_{18} of, say, 10 ohms, with series resistors R_{17} leading to the metering switch S_1 . A 200 μ A f.s.d. meter was used, arranged to read in milliamperes by suitable choice of R_{17} (i.e. about 10,000 ohms).


The two grid resistors R_{14} , R_{15} are returned to an adjustable (maximum value 90 to 100 V) grid voltage supply V_g , from R_{22} . It has been found that if the anode supply has a very good regulation a single grid voltage adjustment is satisfactory. This point will be discussed later.

An input of (55 + 55) V r.m.s. is required at the KT88 grids across the resistors R_{14} , R_{15} which are necessarily low in value. This voltage is obtained at a distortion of less than 2% from two B65 valves in an amplifier/cathode follower circuit. This stage is, in its turn, driven by a third B65 operating as an amplifier/phase splitter. For full output an input of 0.25 V r.m.s. is needed. The resistance values in the two B65 stages though not critical are somewhat inter-dependent.

Output transformer—This would, for the usual industrial service, have a ratio of 5:1 or 6:1. Screen-grid tapplings are provided including 25% to 50% of the total turns on each half-primary to enable the "ultra-linear" (UL) circuit to be used. The 40% tap was used in this amplifier. It is vitally

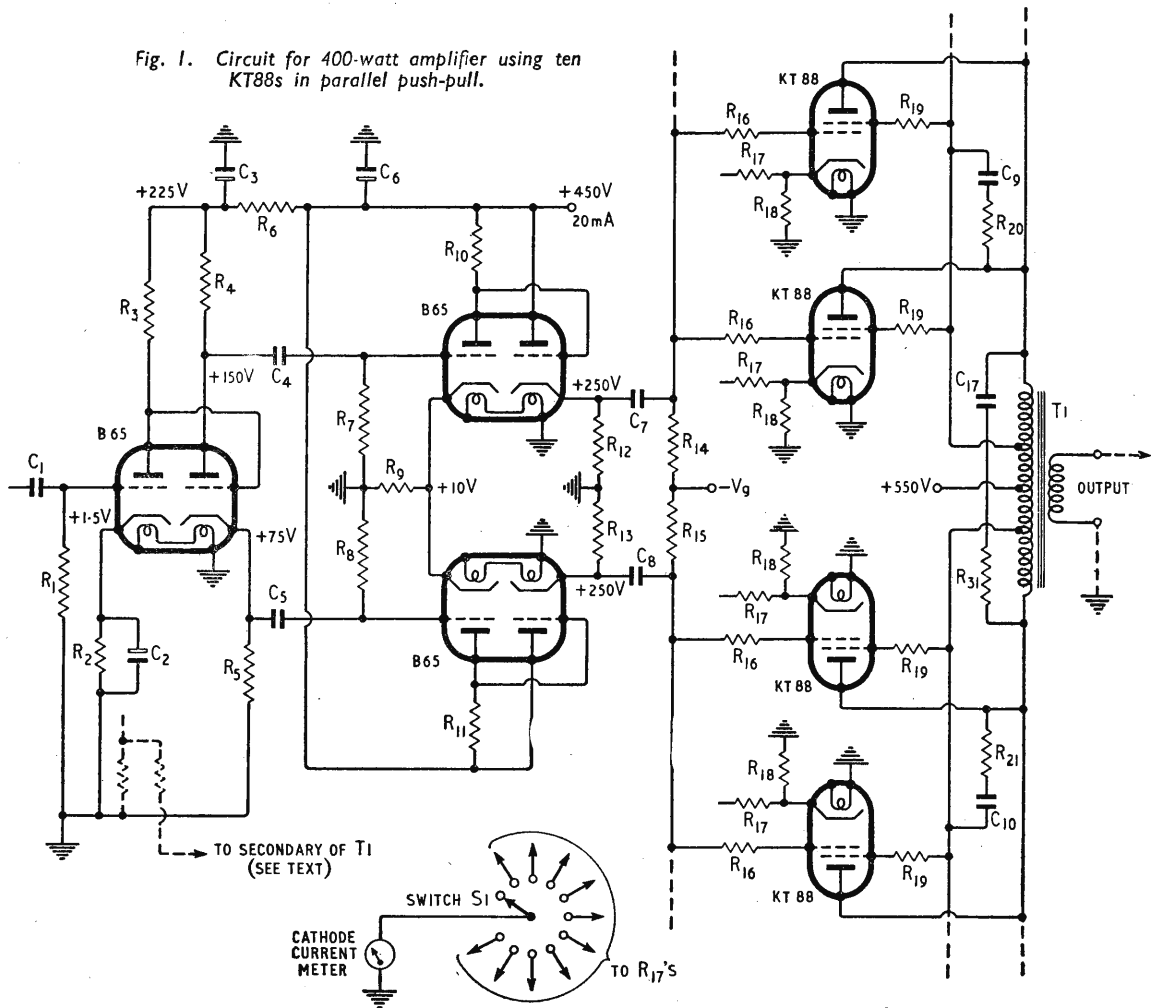
* M-O Valve Co., Ltd.

† Issued by The G.E.C. Ltd. (November 1956).



Prototype 400-watt amplifier with grid and 6.3 V heater supply components.

Fig. 1. Circuit for 400-watt amplifier using ten KT88s in parallel push-pull.



Resistors

No.	Value	Tolerance %	Rating (watts)
R ₁	1 M	20	1/4
R ₂	1 k	20	1/4
R ₃	100 k	20	1/2
R _{4, R₅}	15 k	20	1/2
Matched pair			
R ₆	33 k	20	1/2
R _{7, R₈}	1 M	20	1/4
R ₉	4.7 k	10	1/2
R _{10, R₁₁}	220 k	20	1
Matched pair			
R _{12, R₁₃}	47 k	10	1
Matched pair			
R _{14, R₁₅}	47 k	10	1/2
R ₁₆	15 k	20	1/4
R ₁₇	Meter series resistors		
R ₁₈	Meter shunt resistors		
R ₁₉	220	20	1/4
R _{20, R₂₁}	1 k (see text)	20	1
R ₂₂	10 k (wirewound)	20	1
R _{23, R₂₄}	22 k	20	1
R ₂₅	1.5 k	20	1/4

R _{26, R₂₇} *	100 k	10	1/2
R ₂₈ *	4.7 k	20	1
R _{29, R₃₀}	47 k	10	1
R ₃₁	(see text)		
*Optional—see text.			

Capacitors

No.	Value	Rating
C ₁	0.01	350 V (pk.)
C ₂	50 (electrolytic)	12 V
C ₃	8 (electrolytic)	450 V
C _{4, C₅}	0.01	450 V (pk.)
C ₆ *	8 (electrolytic)	450 V
C _{7, C₈}	0.25	450 V (pk.)
C _{9, C₁₀}	0.001 (see text)	350 V a.c. (pk.)
C _{11, C₁₂}	2	250 V (pk.)
C _{13, C₁₄}	300 (100+200, electrolytic)	350 V
C _{15, C₁₆} *	32 (electrolytic)	350 V

C ₁₇	(see text)		
C _{18, C₁₉}	0.05	700 V	
*Alternatives, see text.			

Smoothing Choke

L₁ 2 H 1.2 A.
(Haynes Radio Ltd., LUM 24/31 used)

Transformers

- T1 Output transformer
Savage Transformers Ltd., 4T35
- T2 Heater and grid supply
300 V C/T; 6.3 V, 20 A.
- T3 Anode supply
700 V, 1.2 A, 10 V tappings on primary
- T4 Rectifier filament supply 4 × 2.5 V, 5 A

Valves

- 3 B65 or 6SN7GT
- 10 KT88
- 4 GXU1 or 3B28
- 1 U709 or U78/6X4

important that the transformer has a low leakage inductance between (1) primary (P) and secondary (S); (2) The two half-primaries and (3) each half primary and its UL tapping.

The transformer used in the prototype amplifier was a type 4T35, made by Savage Transformers Ltd., and has the following characteristics:—

Primary inductance, 4 H.

Leakage inductance, P to S, 0.75 mH

Leakage inductance $\frac{1}{2}$ P to $\frac{1}{2}$ P, 0.75 mH.

Leakage inductance $\frac{1}{2}$ P to UL tap, 1.5 mH.

The secondary is composed of four sections, each giving 25 volts at full output.

Components R_{20} , R_{21} and C_9 , C_{10} may be required to stabilize the amplifier and prevent oscillation at an ultrasonic frequency. Typical values would be 1,000 Ω and 0.001 μ F.

Power supply—It is essential to design the power supply to give a good regulation, in order to reduce cross-over distortion. An anode supply of bad regulation would call for a low quiescent anode current (i.e. high value of negative grid bias) to keep the dissipation within the rated value at zero output when the anode voltage would be higher than from a well regulated supply.

The power supply used suffered only a 10% change in voltage as the current increased from 400 mA to 1,200 mA, with the result that the output stage would accept a fairly wide variation in valve cut-off voltages without undue cross-over distortion at full output. The four rectifiers are GXU1s, xenon filled valves equivalent to the American 3B28. In this circuit they are very considerably under-run, the peak inverse voltage across each being below 1 kV whereas the rated maximum is 10 kV. They have been chosen due to the excellent regulation obtained. A delay switch is recommended which will not apply the anode voltage until at least ten seconds after the heaters are switched on, in order to allow the filaments time to attain the correct working temperature. This switch can be operated from the grid voltage supply and would then also act as a protective interlock.

The anode supply transformer T3 has primary and secondary resistances of 2 and 12 Ω respectively. The choke L_1 has a d.c. resistance of 18 Ω and an inductance of 2H at its rating of 1A, this current being somewhat exceeded at full output. As the heater current from T5 amounts to approximately 20A, an adequate gauge of connecting wire is required.

The resistor R_{25} not only reduces the peak current through the U709 rectifier, but also serves to adjust the grid potential to the recommended value of

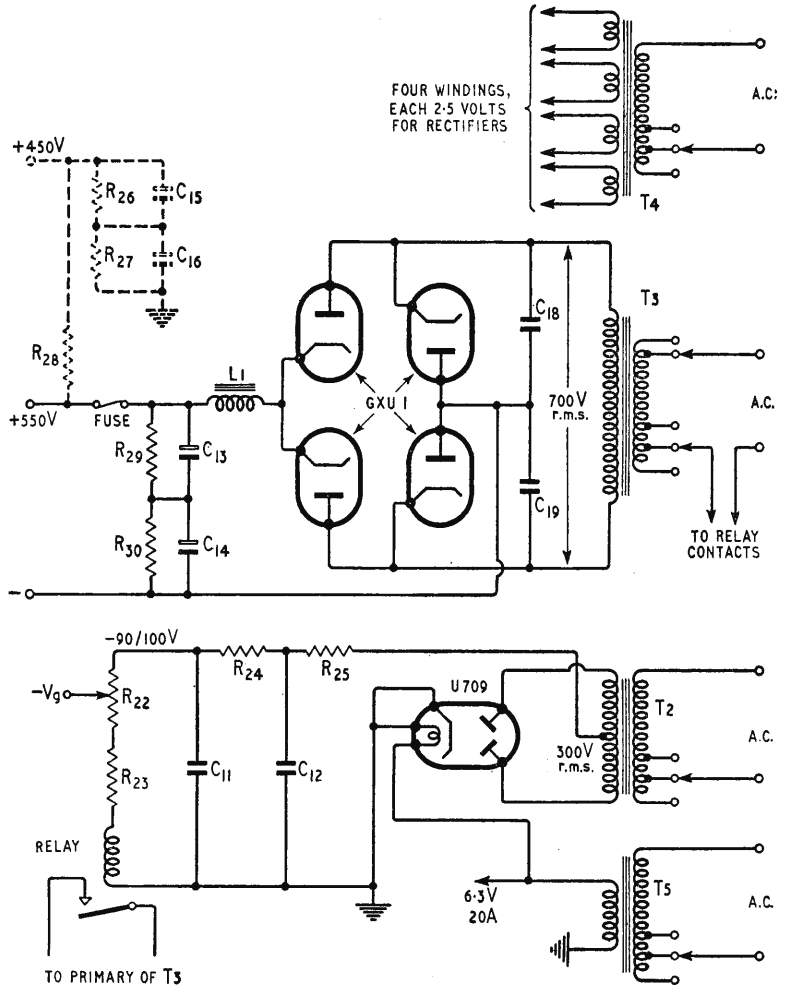


Fig. 2. Power supplies for 400-watt amplifier.

90 to 100 V. Capacitors C_{18} , C_{19} prevent the radiation to nearby receivers of mains interference generated by the xenon rectifiers.

The B65s require 15 to 20mA at 450 volts. This could be obtained from the KT88 supply, as shown in Fig. 2, by the use of a series resistor R_{25} , in which case the capacitor C_6 should be replaced by C_{15} , C_{18} to give both a higher capacitance and working voltage. A separate 450-volt source may be more convenient if other low level stages are to be used.

Operating conditions and performance

	Quiescent	Full Output
Line voltage	570	530 V
Anode voltage	565	525 V
Anode current (per valve)	35-60	100-125 mA
" " (total)	450	1200 mA
Control grid voltage, approx.	-75	— V
Anode-to-Anode load impedance	—	1000 Ω
Output impedance	—	1200 Ω
Power output	—	400 W
Distortion	—	5 to 7%
Input, grid to grid, r.m.s.	—	55+55 V
Input to first stage, Fig. 1	—	0.25 V
Anode dissipation per valve, approx.	35	25 W

Some of the above data will vary with the individual valves used. If any of them give widely differing figures they should be replaced—they will still be quite suitable for use in normal two valve amplifiers. The behaviour with different values of anode load is shown in Fig. 3. The minimum distortion will be obtained when the combined quiescent anode currents for each side (and thus their mean operating points) are equalized by interchanging valves.

The prototype amplifier will reproduce, at 80 to 90% of full power, a 5,000 c/s square wave. A resistor and capacitor R_{31} and C_{17} connected across the primary of the output transformer enable the overshoot to be controlled. The values required will be dependent on the transformer characteristics, but were 1000Ω and $0.0035\mu F$ with the transformer used in the prototype. In Fig. 4 is shown a reproduction of the excellent waveform which can be obtained, a single overshoot of about 15% appearing.

The performance may be improved if required by the addition of feedback. A 22-ohm resistor should be inserted at the earthy end of R_2 and C_2 and a

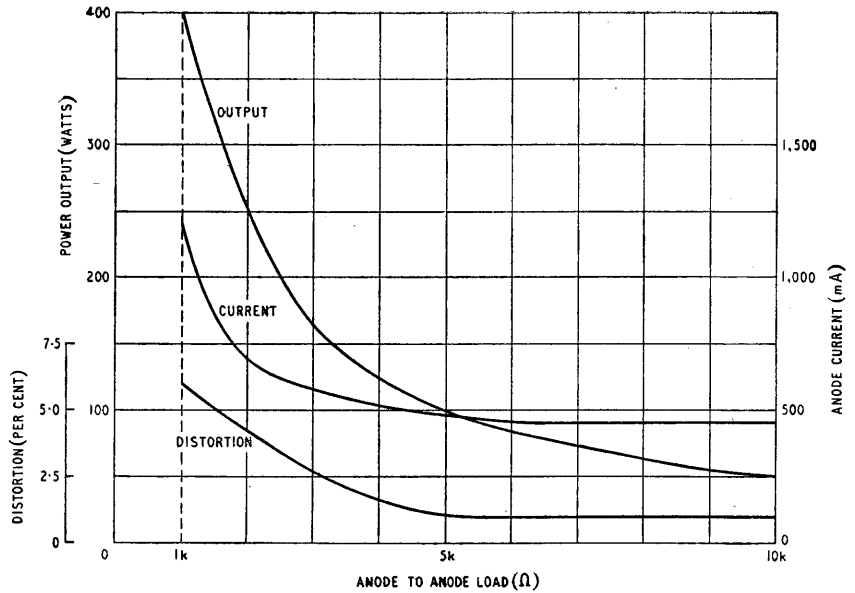


Fig. 3. Performance of amplifier for various anode loads.

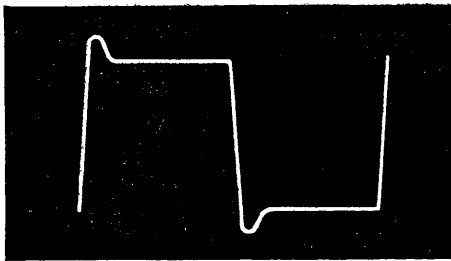


Fig. 4. Output for 5,000 c/s square wave input.

second resistor taken to one side of the secondary of the output transformer, the other side being earthed. The correct value for the second resistor will depend on the feedback required and the load impedance in use, but for 10 dB and 25 ohms, the correct value is 5,600 ohms. The connections are shown in Fig. 1 by dotted lines. With 10 dB feedback the distortion falls to 2%, and the residual hum is reduced to a negligible figure.

Layout—To reduce any tendency to instability some care should be taken with the layout. The prototype amplifier had the output valves placed in two parallel lines $3\frac{1}{2}$ inches apart, the valves on each side having a 3-inch spacing. The valveholders on each side were displaced axially to bring pins 6 and 7 opposite each other thus permitting a balanced layout, as in Fig. 5, to be obtained.

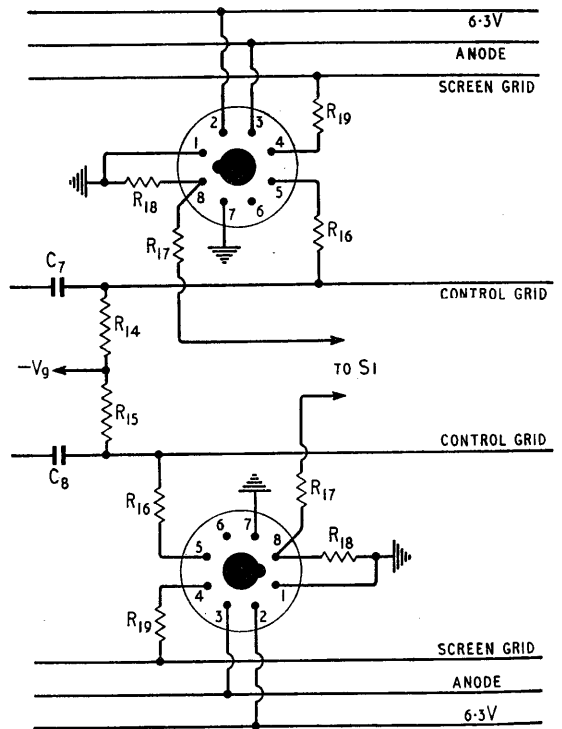



Fig. 5. Preferred layout for output stages.

If this layout is used with a rack-mounted amplifier care must be taken to ensure adequate ventilation for the rear row of valves. It is probable that a 2-inch slot, extending horizontally along the panel, would allow sufficient air to be drawn in. In case of doubt tests should be made with "Tempilac" temperature sensitive paint.

Variable-Velocity Scanning in television has already been suggested as a means of obtaining bandwidth compression—the idea being that the scanning rate is slowed down over picture areas of fine detail and speeded up over areas of coarse detail, so that a more even (and on the average lower) rate of transmission of information is achieved. With magnetic scanning, the difficulty is that a sudden change of voltage across the deflector coils is needed to obtain a sudden change of velocity, but the stray capacitance across the coils sets a limit to the rate of this voltage change. A variable-velocity scanning circuit in which the speed of response is improved by negative feedback is discussed by M. P. Beddoes in I.E.E. Monograph No. 241R, of June 1957. The negative feedback is obtained from a monitor coil which is coupled to the deflector coils and gives an output proportional to the rate of change of useful flux-producing deflection current. This output is integrated in a Miller integrator to give a signal proportional to the current itself, which is applied as negative feedback to the scanning output amplifier. The circuit will operate at scanning frequencies up to 10kc/s, with a maximum displacement error (during velocity changes) of no more than 0.2%.

Valve Protection Timer produced by Venner's is basically a delay relay for ensuring that h.t. is not connected until the heaters or filaments have warmed up—but it has a difference. Normally with these devices, if there is a short interruption in the power



supply the relay resets immediately and then there is a delay before the h.t. is restored. This, however, is not really necessary if the supply interruption is of shorter duration than the normal warming-up time. It is avoided in the Venner device by an arrangement whereby the relay only resets after a certain delay, which is determined by the timer running back to zero at a chosen rate under the control of an escapement mechanism. The reset time can therefore be manually set according to the cooling characteristic of the equipment. An additional feature is that the reset timer can be made inoperative for very brief supply

Technical Notebook

interruptions of less than, say, 10 seconds' duration, coming into action only when the relay is de-energized for longer than this period.

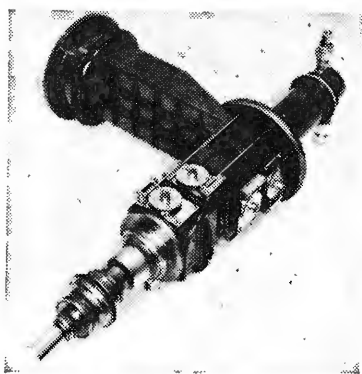
Circular Waveguide Coupling for laboratory use, described by P. J. Allen in D.S.I.R. unpublished report PB116623, permits connected waveguides to be oriented relative to each other about their axes, and allows polarization adjustment of components with precise axial alignment.

Electronic Photo Printer.—The American LogEtronics equipment mentioned in our July, 1957, issue (p. 332) has now been demonstrated by E.M.I. Electronics, who are handling and further developing it in Britain. As already explained, the system effectively reduces the overall contrast range of the negative to suit the printing paper. This particular machine, however, as distinct from others previously reported, does not use a television type of raster on the cathode-ray tube light source. It has a rectangular form of Lissajous figure generated by applying triangular waves of slightly different frequencies to the X and Y deflection systems. The difference in frequencies causes the rectangles to widen and narrow in a cycle of about once per second along two diagonal axes across the scanning area. This is said to give a more complete and even illumination than the television-type raster, where one has the problem of gaps between the lines to contend with. In addition to the photocell in the feedback system, a second photocell is used in a light integrating arrangement which automatically controls the length of exposure according to the density of the negative being printed. This arrangement, which can be set to view either a part or the whole of the printing area, does not require adjustment, and widely different negatives can be made to give prints of uniform density.

Superconductive Storage Element, similar to the "cryotron" described in our May, 1957, issue (p. 232) but much faster in switching time, has been developed by International Business Machines in America. According to *Electronic News* for 2nd September, 1957, the device

utilizes a miniature printed circuit of metallic lead on a glass base, and is therefore less expensive to manufacture than previously reported elements using tantalum and niobium. It is said to have a switching time comparable with that of thermionic valves.

High Power Klystron amplifier giving some 10kW of c.w. output power is one of the latest valves to be produced by Varian Associates of California, U.S.A. Using internal resonant cavity circuits, it is capable of



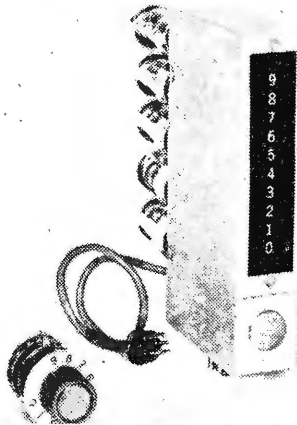
tuning over the wide frequency range of 1,700Mc/s to 2,400Mc/s. Less than 1 watt of r.f. drive power is said to be required for the 10-kW output. The valve is intended for use in forward scatter communication systems, and the makers say it will provide sufficient bandwidth for one or two television channels or hundreds of telephone or teleprinter channels.

Mechanical Damping Constants of materials can be measured conveniently by a new electronic equipment in order to test their internal structure for non-homogeneities, flaws and so on. Developed by A. E. Caw-kell, it centres around a test bench on which the material under investigation has vibrations applied to it by an oscillator and transducer. A second transducer picks up the vibrations and converts them back into an electrical signal which is fed to a Dekatron counter. When the driving oscillator is cut off, there is a decaying oscillatory voltage at the pick-up transducer resulting from

the mechanical damping in the material. The cycles of this voltage are counted between two pre-determined levels set by a gate system, and from the count the logarithmic decrement and "Q" of the material can be easily calculated.

Universal Computer Code to provide a "common language" for different types of high-speed digital computing machines is being investigated as a possibility by the U.S. Army. In D.S.I.R. unpublished report PB121055, S. Gorn presents the results of an experiment with a simplified semi-automatic coding system run on both the EDVAC and ORDVAC computers.

Remote Pre-set Counter.—A new decade counting unit produced by the American firm Computer Measurements Corporation has the useful facility that it can be remotely preset to count up to a selected number and then emit an output pulse. Each decade, of course, only



allows the selection of a digit between 0 and 9, but several of the devices can be connected in cascade to count units, tens, hundreds, thousands, etc., and the same method of pre-selection is applied to them all. A rotary switch at the end of a five-wire cable is used for the remote pre-setting of each decade.


Liquid Valves? Now that we have successfully utilized the flow of electrons in gases (thermionic valves) and in solids (transistors), the next logical step seems to be to try liquids. According to physicists at the U.S. Naval Ordnance Laboratory, quoted by *Control Engineering* for August 1957, this possibility is not far off, and they think it may lead to smaller, simpler and less expensive equipments than with valves and transistors. The first stage has been the development of a new electrochemical transducer utilizing the flow of ions between

electrodes in an iodine solution. A low-voltage dry battery provides the current, and in the transducer this is said to be sustained and varied by outside factors, such as temperature, pressure and light. An application at present under test is a personal "sound exposure meter" for protecting Air Force personnel against the low-frequency sound of aircraft jet engines, which can cause deafness.

Improved Mercury Switch recently introduced by Engel and Gibbs has a plastic coating on the glass container for the mercury. This is intended to protect the switch from damage by accidental blows. If a really severe blow shatters the glass, the mercury is held inside the protective coating—an important safeguard in equipment which can be damaged by mercury. The coating is about 0.04in thick and is normally translucent so that the switch can be seen in operation, though an alternative coating available for tropical environments is opaque.

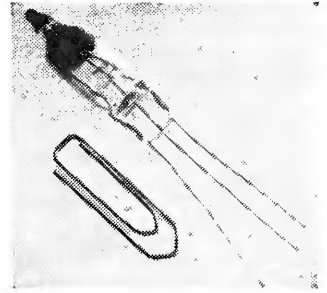
Transistor E.H.T. Supply has been developed by the U.S. Atomic Energy Commission to provide 900 volts at 25 μ A for Geiger-Müller and scintillation counters. Described by G. E. Driver in D.S.I.R. unpublished report AECHW30602, it is based on an alternate-firing transistor blocking oscillator. It is powered by a 9-V mercury-cell battery, weighs 4.5oz and occupies less than 5 cubic inches.

Radar on Television—A special tube for transforming radar images of the usual p.p.i. type into television pictures on 625 lines is used at Brussels Airport to allow controllers to follow directly the course of air-



craft in the vicinity. The television picture (see illustration) is a good deal brighter than the original radar image, so the room lighting does not have to be lowered.

Subminiature Trigger Tube of the cold-cathode type recently introduced by Ericsson is designed mainly for computing applications. Known as the GTR120W, it measures only



1.32in long and 0.39in in diameter. The electrical tolerances are slightly wider than those normally met in cold-cathode tubes, but the makers say this is offset by the long life, reliability and low cost of the tube. The anode hold-off voltage is 310V, while the trigger striking voltage is 170V. The operating current limits are 3mA to 9mA, and at 4.5mA the anode-cathode voltage lies between 95V and 140V.

Torsional-Wave Delay Lines have advantages over lines propagating longitudinal acoustic waves because they introduce less distortion in the signal and give approximately double the delay for a given length of material. A torsional-wave line using steel wire and giving a 5-millisecond delay at 1.5Mc/s has been constructed by G. Bradfield at the N.P.L. The velocity of the waves can be decreased still further by loading the delay wire or rod with equally spaced discs so that it is composed of alternate large- and small-diameter sections. It then becomes in effect a low-pass filter whose cut-off frequency decreases with increasing diameter, thickness or spacing of the discs. Thus, to obtain high cut-off frequencies small dimensions are necessary. On the other hand, the delay for a given length increases roughly as the square of the ratio between the diameters, so large delays at reasonable frequencies require small-diameter rods and precise machining. Two delay lines of this type machined from solid brass rods have been constructed by P. Andreatch and R. N. Thurston at Bell Telephone Laboratories in the U.S.A.—one having diameters of 0.180in and 0.045in (4 to 1) and the other 0.220in and 0.044in (5 to 1). Transducers made from barium-lead-calcium titanate were soldered on to the ends of the lines. At 32kc/s the 4-to-1 line (with 0.020-in discs and spaces) gave a delay of 43 μ sec per centimetre with an insertion loss of 1.7dB. The bandwidth was 4.6kc/s. The delay in the 5-to-1 line (with 0.015-in discs and spaces) was 114 μ sec per centimetre, the insertion loss about 1dB, and the bandwidth 6.3kc/s. The cut-off frequency for both lines was about 50kc/s.

Component Testing Bridge

Design for an A.C. Comparator Working at 50 c/s

By C. D. LINDSAY*, B.Sc.

QUANTITY control and mass production call for rapid means of component testing. The modern trend is to use a comparator, which gives a direct reading of tolerance in per cent. The average sized production line will require a number of comparators, working together, to supply it, and for this reason it is desirable that a comparator should be cheap and compact. First it is desirable to show that little loss of versatility occurs through operating the bridge circuit at 50 c/s rather than the more conventional 1,000 c/s.

Essentially a comparator is a bridge in which the degree of out-of-balance operates a meter calibrated in per cent. In the usual bridge circuit adjustment is made until the detector indicates zero volts into it, so that the impedance of the detector (at balance) is unimportant because no current flows through it. In a comparator this is not so, and the detector impedance must be high enough not to load the circuit feeding a voltage into it.

To obtain a very high input impedance, a cathode follower is called for, and unless one uses a pentode, with a.c. coupling from screen to cathode, one still has an input capacitance of approximately C_{ga} . This capacitance appears in parallel with the input resistance, which is approximately $R_p (\mu + 1)$. The latter quantity can be in the order of 300 MΩ, and C_{ga} about 1.5 pF. This capacity has a reactance of 2,000 MΩ at 50 c/s and about 100 MΩ at 1,000 c/s. Thus the input impedance of the cathode follower at

50 c/s will be about 300 MΩ, and at 1,000 c/s about 95 MΩ.

It can be shown that the percentage error of the meter reading is given by:—

$$\text{Error} = \frac{100 Z_1 Z_2}{Z_1 Z_2 + Z_2 Z_3 + Z_3 Z_1} \text{ per cent}$$

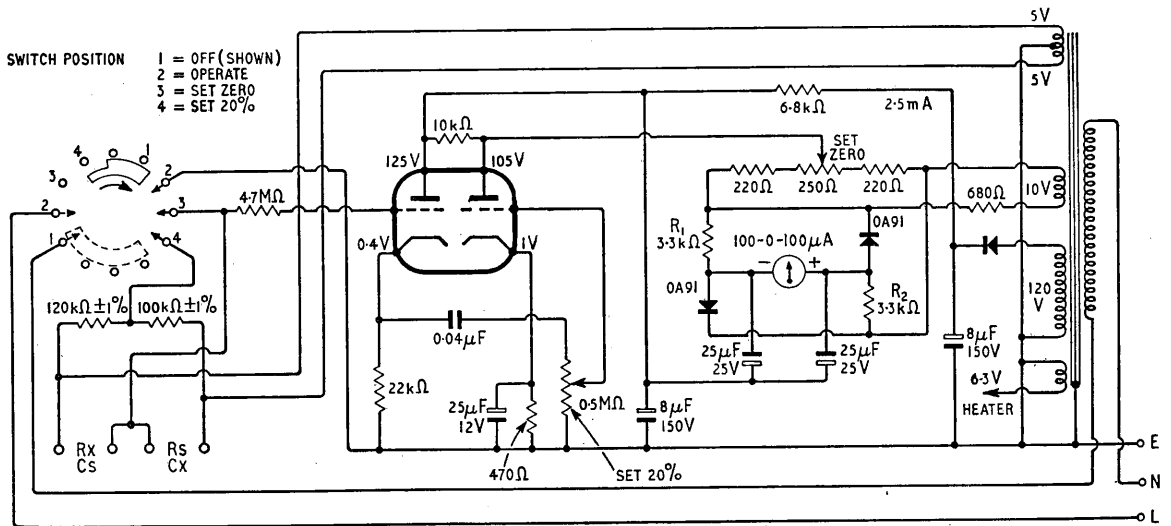
where Z_1 and Z_2 are the impedances being compared and Z_3 is the detector impedance.

Hence, for an error of, say, 10% of the meter reading (i.e. meter reads 9% when it should read 10%), the top limit of a 50 c/s comparator would be 67 MΩ or 47 pF, while for a 1,000-c/s comparator it would be 21 MΩ or 7.5 pF. The possibilities of a 50-c/s comparator are, therefore, quite considerable.

In the comparator on which measurements were made the 50 c/s were supplied by the mains transformer, and in the interests of accuracy this should be run from a stabilized mains supply. The circuit of the comparator (Fig. 1) is self explanatory, and it could hardly be simpler. The first half of the double triode is the high-input impedance cathode follower; the other half acts as an amplifier to feed the meter bridge. This bridge is phase sensitive (thus reducing the effect of phase angle in capacitor measurements, and that of capacitance when measuring resistors). The phasing voltage which "opens" the meter bridge must be supplied from the same transformer as that which feeds the component bridge. It would be possible to measure small phase angles by applying the phasing voltage through an RC network, so that

* Mc Murdo Instrument Co., Ltd.

Fig. 1. Circuit diagram of the 50-c/s comparator described in the text.



it was shifted 90° when measuring phase angles. This was omitted on the model in the interests of simplicity. A further refinement is to replace R₁ and R₂ by two further diodes (connected in a series ring); this increases the sensitivity of the instrument. Meter overload is cared for by limiting the possible output from V₂, and no damage will occur when a component under test is removed from the test terminals.

The usable range with the model tested was from about 100 Ω to over 100 MΩ, and from 100 pF to over 12 μF. for an error of well under 10% of the meter reading. The limit of the low-impedance end is determined by the output current it is possible to take from the transformer without lowering its voltage. A standard is built into the instrument for setting up the gain control. It is most important that the voltage to the component bridge is very accurately centre tapped.

Apart from checking the tolerance on components, it is possible to use the instrument for any impedance measurement, such as measuring the output impedance of a stabilized power supply, or the mutual conductance of a valve by measuring the output impedance of it as a cathode follower, and many similar applications.

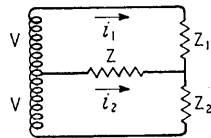


Fig. 2. Basic circuit of the comparator.

APPENDIX

Applying Kirchhoff's Law to Fig. 2:—

$$V = Z_1 i_1 + Z_3 (i_1 - i_2) = Z_2 i_2 + Z_3 (i_2 - i_1)$$

$$\text{From which we get } i_1 = \frac{Z_2 + 2Z_3}{Z_1 Z_2 + Z_2 Z_3 + Z_3 Z_1} V$$

$$\text{and } i_2 = \frac{Z_1 + 2Z_3}{Z_1 Z_2 + Z_2 Z_3 + Z_3 Z_1} V$$

Hence detector voltage is

$$V_0 = \frac{(Z_2 - Z_1) Z_3}{Z_1 Z_2 + Z_2 Z_3 + Z_3 Z_1} V$$

$$\text{if } Z_3 \text{ were } \infty V_0 \text{ would be } \frac{Z_2 - Z_1}{Z_1 + Z_2} V$$

∴ The voltage error is

$$\frac{Z_1 Z_2 (Z_2 - Z_1)}{(Z_1 + Z_2)(Z_1 Z_2 + Z_2 Z_3 + Z_3 Z_1)} V$$

$$\text{and the percentage error } \frac{100 Z_1 Z_2}{Z_1 Z_2 + Z_2 Z_3 + Z_3 Z_1} V$$

and if E is the permissible percentage error,

$$Z_3 \text{ must be greater than } \frac{Z_1 Z_2 (100 - E)}{E (Z_1 + Z_2)}$$

In practice Z₁ and Z₂ are very nearly equal

$$\text{which gives } Z_3 = \frac{Z_1 (100 - E)}{2E}$$

$$\begin{aligned} \therefore \text{For } 1\% \text{ accuracy } Z_3 &= 50Z_1 \\ 5\% \quad \quad \quad \text{,,} \quad Z_3 &= 9.5Z_1 \\ 10\% \quad \quad \quad \text{,,} \quad Z_3 &= 4.5Z_1 \end{aligned}$$

Servicing Printed Circuits

AN AMERICAN SERVICEMAN RECORDS SOME (PRINTABLE) COMMENTS

By JACK DARR*

ONE of the latest of the many inventions to come boiling out of the brains of the design engineers is the Printed Circuit. Nowadays, when the TV technician removes the back from a receiver, he is confronted with something that looks rather like a nest of intoxicated snakes which had unwisely decided to take a nap in front of a road-roller! Attached here and there to this maze are a few parts which look vaguely familiar: valves, transformers, resistors, condensers, etc. This is intended to replace the old homely jumble of wiring inside the chassis, in which he felt quite at home, to tell the truth. At least, colours here and there guided his probing instruments to a small degree.

Gone forever, apparently, is even that slight aid and comfort; instead of the old faithful "blue for anode, red for h.t., green for grids, etc.," to guide him, he is expected to trace circuits and wiring on a brownish "board," looking something like a metallic jigsaw puzzle. To trace a given wire, he locates one of the aforementioned serpents, by a bewildering process of turning the board rapidly back and forth, finding the given tube or part on one side,

then attempting to turn the board over quickly enough to remember where the part in question was! Some setmakers give him the cold comfort of telling him that he can shine a flashlight through the board, thus silhouetting the parts on the other side, enabling him to orientate himself "with ease." The quotes are from them, not me!

Having thus found either head or tail of said reptile, he proceeds to follow its meanderings over the surface, often covering the entire board, more or less, only to find himself back within an inch or two of where he began. This wandering is made necessary by the obvious impossibility of crossing two of these "wires." By this time he has usually forgotten just which circuit he was tracing, and the whole process must be repeated.

Now, having located the offending component, or what he suspects is one, he proceeds to apply some of the old reliable methods of testing. Chief among these, of course, is that of disconnecting one end of a part to make accurate measurements on it. Complications immediately set in. Resistors and capacitors, of course, are mounted by poking the ends of the leads through holes in the board, and soldering them there, to either head or tail of

* Ouachita Radio-TV Service, Mena, Arkansas.

a snake. Now arises the problem of getting one end of the thing loose without disrupting the whole assembly. He cautiously applies his regular soldering iron to the joint, only to discover that the bit is so big that half of the board is melting away before his horrified eyes. So, he renders the tool unfit for normal service by filing it down to an extremely sharp point. Now, it doesn't apply too much heat to the joint, causing damage to the wiring: in fact, it doesn't apply enough!

This brings on some very picturesque remarks in Urdu, Swahili, or preferably German (the last language lends itself admirably to the invention of long and complicated swear-words). Further experiment finally develops a sort of compromise point, and the suspected component is loosened and tested. Of course, by the perverse nature of things electronic, this is not the part he wanted. After a repetition of the process, the correct part is located and replaced.

This can also be quite a novel process. According to the "authorities," the accepted method of performing this act is to cut the part in two with a pair of diagonal cutters, then crush it between the jaws, leaving the wire leads firmly attached to the board. The ends of these leads are then formed into a small loop, and attached to the shortened leads of the new part. This joint is identical with those used to mend barbed-wire fences. There are only a few small difficulties inherent with this process, though. Have you ever tried to cut a 0.1 μ F condenser in two with a pair of 4-inch diagonals? Experimentation will prove that this is hardly a practicable way to make a living.

It does work, however, with such components as resistors (small) and condensers (mica or ceramic). They may be crushed, according to the book, and the loop formed. The worst headache attached to this is the revolting tendency of such joints to loosen in the board, due to the heat conducted down the wire itself as the loop is being soldered. Thus, the end comes out of the board just as you complete the joint, and the whole effort is brought to naught; one may as well remove the whole board in the first place. Incidentally, the object of this operation is to enable the harassed technician to remove and replace parts without removing the printed circuit board from its place on the chassis, or in the cabinet. (This is often a much bigger job than removing chassis, locating part, removing and replacing part, on the old familiar type of set!)

Thermal Rat-race

Having thus satisfactorily(?) dispensed with the replacement of small parts, we now arrive at the next category, the replacement of larger parts, such as valve-holders (tube-sockets, to us), transformers, filter condensers, and the like. These *objets d'art* have, as a rule, rather more connections than the small parts, with their two terminals, and hence may prove more difficult. (The preceding understatement is merely the opinion of the writer, and his colleagues.)

Referring once again to the maker's instructions, this jovial soul recommends that leads, lugs, etc., used to mount the part in place, be heated and loosened one at a time, until the part is free. This again is much easier said than done. Upon attempting the removal of such an item as, say, a

filter condenser block or can, a multiple unit, from its home on the board, the technician finds that he is expected to unsolder, more or less simultaneously, the three condenser terminals, and three more for the can itself, or a total of six. These protrude through eyelets in the board, rather resembling the eyelets in shoes or boots, and are firmly and immovably held in place by large gloops of solder. Said technician optimistically melts one of these, then goes to the next. While this is melting, No. 1 has firmly set again. Likewise, as No. 3 is heated, No. 2 and No. 1 set still firmer, and so on, *ad infinitum*. In only a short while, this has degenerated into a sort of thermal rat-race, as he dashes madly around and around the base, trying to get each one hot enough to stay more or less liquescent until the remainder are heated. This proving to be an utter impossibility, he is faced with one of two alternatives: either toss the whole assembly into a large furnace, thus bringing it to a temperature suitable for the method outlined, or finding a method whereby each of the joints can be loosened and kept loose until the rest can be loosened in turn.†

After some cogitation, he finally secures a small pick, or perhaps his wife's eyebrow-brush, and manages to pick and heat one of the joints until he has knocked off at least part of the surplus solder. This, of course, is only the surface solder; the part that does the actual holding, deep down inside the joint, is still setting its plumbic teeth and holding on with bulldog tenacity. In desperation, he attempts a drastic alternative: heating the joint well, and brushing like mad, the while flexing the board to an alarming degree, one of the joints is persuaded to let go. Keeping up the flexing until this joint has set, he finds that he has at last accumulated a wee bit of play, which aids in loosening the rest by the same drastic process. At this point, it is tea time, and he takes a well-deserved rest. After tea, with the base joints loose, the rest of the job is a breeze.

This breeze continues until he finds that in his entire stock he does not have a suitable replacement for the highly specialized filter condenser used in the original circuit! Electrical values, yes; these are common enough. But the special can-type mounting, with small pointed projections on the bottom instead of the standard husky lugs? No, never. Use instead, separate units to make up the required capacitance? One would be required to construct another chassis of equivalent size to hold the same capacity, if used in single units. The only hope is to secure the compact multiple block or can equivalent.

Well, how about using one of the standard "twist-lock" can types? These useful units have comparatively large lugs on the bottom of the can, which are inserted into slots in the chassis, and twisted. Can we file these down to fit into the tiny holes in the board, which are round?

After some filing and bending, it is found that the lugs might conceivably be made to fit the holes, but another disturbing factor enters here: while the can lugs now fit, after a fashion, the condenser connections won't! This unit having been rendered almost totally unfit for further service of any kind, unless it is secured to the chassis with a bit of

† Plessey in this country have solved the problem with spring tension connecting tags.—ED.

string, it is now laid aside, and other action contemplated. (At times, the first alternative considered is dropping the whole thing off the nearest cliff, and going back to raising turnips, re-entering the military, etc.) But now a ray of hope begins to show itself. On the shelf is a paper tubular condenser, almost the proper capacity, or near enough so that it won't matter, filters having a generous tolerance, thank goodness. This useful bit of apparatus is equipped with long flex leads, fastened to terminals. By clipping the leads off about an inch long, removing the insulation, and stiffening them with solder, they may be inserted through the holes in the board and soldered in place. The negative lead, which is usually on the other end, can be brought down the side of the can, and slipped into one of the holes which previously held the can in place. The stiffness of the leads will be ample to hold the light unit in place. If necessary the negative three holes may be joined with bits of scrap wire, to restore circuit continuity, and the job is done. As an average, it has consumed only enough time to make from three to five similar replacements on the older type sets, including two stops for tea: now the only thing remaining is to get the thing back into the cabinet and collect for it!

"Intermittents"

Now, albeit somewhat reluctantly, for we have never really relished the utterly gruesome type of tale, we arrive at the Ultimate Horror: the Intermittent Printed Circuit! This is the unit which, when jarred lightly, such a vibration as might be caused by a large housefly sneezing in the next room, gives off a deafening howl or stops playing altogether. The trouble is caused, of course, by one (or more) of the very delicate foil strips developing a fine crack. This cleavage may be caused by almost anything, apparently; defective solder joints, thermal expansion or contraction of the board, or, in most cases, sheer dislike of the electronics maintenance profession as a whole.

This defect, of course, is seldom of an obvious nature. The ends of the ribbon do not curl up and invite the eye, saying "Look, here I am!". No, indeed. They will hide themselves whenever possible, beneath the false façade of an apparently perfect, smooth solder surface, smiling happily up at the technician, saying, "Who, me? Bad joint? Never! Look at me, I'm as sound as a dollar! (Pound, lira, rouble, yen, mark, zloty, etc.; take one). Me make an intermittent connection? Never! Perish the thought!". In the weary course of investigating this phenomenon, the technician will discover that there are just certain ways in which the board may be flexed that will either aggravate or stop the trouble. The average noisy intermittent in printed wiring will be so sensitive that jarring the set anywhere will produce the same ear-splitting crack; this may also be brought forth by any form of disturbance. The horse chewing on a tough stem of grass in the back yard, or the barmaid at the local setting a glass down a bit hard, either will induce the symptom. This renders the job of locating the source quite simple: it is definitely within just this *one* set! But which section of the set? This may be found by applying some of the techniques previously used with older types: tapping parts, cursing, tapping more parts, cursing, disabling some circuits in order

to eliminate them from consideration (this becomes quite a problem in some sets, with their series filament circuits). Of course, a duplicate tube, with the anode pin clipped off, may be inserted to disable a given stage. This means that one must disable a full set of perfectly good tubes in order to make this test!

After finishing his peregrinations through the *terra incognita* of the remainder of the set, we will assume that our technician has been fortunate enough to locate the one single printed wiring board which holds the defect. Now arises the problem of locating, among this flattened nest of silvery serpents, the one lone defective joint. This one bit of helpful information can be passed along right at the beginning: it is utterly impossible to locate the thing by applied inductive reasoning, logic, tests or measurements of any kind! This is the correlated result of tests made by millions of servicemen. One American technical lecturer said quite recently, "Stop trying the physical method, and instead try the mental!", meaning that troubles could be found much more easily if technicians would stop and think out the problem, instead of aimlessly reading voltage, resistance, etc. We regret to state that this is an entirely impractical approach in these cases. Herewith a bit of advice from men who have spent a lifetime (in only a few short days) in hunting for troubles in these boards. Abandon the mental approach entirely, and concentrate on the physical! In other words, there is really only one practical way to solve the problem of an intermittent joint on a printed circuit board. Immediately upon beginning the job, fall to and resolder every blooming joint on the whole board! Some men have even resorted to a grease-pencil, or a black crayon filched from their youngest's colouring set, to mark off the board into sections, to make the job of counting joints easier. Usually, every single joint must be resoldered, to effect a cure!

So, for the inevitable reason, economy of manufacture, it seems as if we're stuck with the things for a long time to come. However, we will, as in the past, develop methods of coping with them, on both sides of the Atlantic, just as we have for all of the countless other difficult-to-service innovations which have come bursting forth in the past few years. One item which will definitely be added to our stock of gadgets will be a pair of very sharp needle-pointed test leads, for piercing the plastic coatings. Others will be worked out as needed, and we may even become resigned to them, after a while! For your information, the American technicians, although as a whole quite bitter about the things, have learned to cope quite well; I'm sure the rest of us will, too!

No Prizes Offered!

Do you know the limits of the v.h.f. band?
What is the formula for finding the Q of a coil?
How many turns of 26 s.w.g. (single silk covered) can be accommodated in an inch?
Where does one apply for a mobile radio licence?
Is there a colour code for fuses?
If you cannot readily answer all these questions then you should obtain a copy of the *Wireless World* Diary for 1958. In addition to the 80-page information section there are the usual diary pages of a week to an opening. It costs 6s 3d (leather) or 4s 6d (Rexine), including purchase tax. Overseas prices are, respectively, 5s 3d and 3s 9d, plus 4d postage.

Severe Ionospheric Storm

SOME NOTES ON THE DISTURBANCES OF AUGUST 29th TO SEPTEMBER 6th

ONE of the most intense ionospheric and magnetic disturbances of recent years occurred during the period August 29th to September 6th, 1957, when for certain prolonged intervals during this 9-day period, radio communications via the ionosphere, and especially those over high-latitude transmission paths, were widely disrupted. Though there were, on some of these days, periods between the disturbed intervals when conditions were more or less normal, it would, perhaps, be correct to regard the time between about 2030 GMT on August 29th and about 1200 GMT on September 6th as that of the lifetime of a single ionospheric storm.

It is interesting to note that, at the time of the occurrences leading up to the disturbance, there were two large sunspots near the sun's central meridian, both being due to cross it on August 31st.

The event which would appear to have initiated the disturbance occurred on September 28th, when, between 0913 and 1215 GMT an intense solar flare was observed on the sun, reaching maximum intensity at 0955 GMT. Simultaneously with this—at least between 0920 and 1200 GMT—a severe "sudden ionospheric disturbance" of the kind which causes a temporary fadeout of short-wave signals occurred. These two events are, most often, intimately connected, the fadeout being due to ionization in the D layer set up by ultra-violet radiation from the flare. But the corpuscular emission from the flare, which is assumed to cause the major ionospheric disturbance, does not arrive in the earth's orbit until many hours later, and, as has been pointed out in these pages, it sometimes does not appear to arrive at all, for the expected ionospheric storm sometimes fails to materialize. However, in this instance it certainly did.

At about 2030 GMT on August 29th propagation conditions over transatlantic paths began to deteriorate, and an hour later an ionospheric storm was evidently in progress, whilst, at the same time, the earth's magnetic field became disturbed. Assuming 2030 GMT to be the time of the storm's start the travel time of the corpuscles would thus have been about 35 hours. During the night the ionospheric disturbance intensified, but towards the evening of the 30th both ionosphere and magnetic conditions became undisturbed. The 31st was more or less normal so far as short-wave propagation was concerned, though towards evening the magnetic field was again disturbed. Soon after midnight propagation conditions again deteriorated and by 0200 GMT on September 1st a renewal of the ionospheric storm was apparent. On the afternoon of this day conditions, both magnetic and ionospheric, again became undisturbed, but the worst phase of the storm was yet to come. It started with a deterioration in propagation conditions at about 0600 GMT on 2nd. By 1200 GMT the ionospheric storm was again intense, and soon deepened in intensity, with the magnetic field becoming more disturbed as the day went on. Thereafter propagation conditions remained continuously disturbed until the end of the

storm, at about 1200 GMT on 6th. Magnetic conditions were also continuously disturbed except for the early part of the 4th.

There were further "sudden ionospheric disturbances" at 1306 GMT on August 31st and at 1024 and 1422 GMT on September 3rd, which may have indicated further eruptions on the sun from which corpuscular streams would be emitted, tending, perhaps, to prolong the major ionospheric storm.

So far as propagation conditions were concerned the most intense phases of the storm were 0900-1300 GMT on 3rd, 1800-2100 GMT on 4th and 0100-1130 GMT on 5th, when reception over high-latitude transatlantic paths was practically impossible. The ionospheric measurements made at the D.S.I.R. station at Slough also indicate the severity of the disturbance during the two latter of these phases, the F_2 layer critical frequencies being generally over 40% below normal. The magnetic disturbance on both 3rd and 4th reached the proportions of a Great Magnetic Storm, and was very severe on 2nd and 5th, the most intense phases being 1500-1800 GMT on 3rd and 1500-1800 GMT on 4th.

It is interesting to note that the aurora borealis, which is produced by the solar corpuscles when they enter the earth's atmosphere, was seen at numbers of places in Great Britain: on the nights 29th/30th, 31st/1st, 2nd/3rd, and 4th/5th, that on the first of these nights being seen as far south as Devon.

The solar and terrestrial events connected with this disturbance were, no doubt, comprehensively observed throughout the world, as part of the I.G.Y. programme, and interesting data as to the correlation between the solar and terrestrial happenings may thus become available.

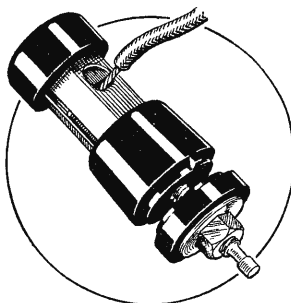
T. W. B.

Spring-loaded Terminal

DESIGNED for mounting on metal panels up to $\frac{1}{8}$ in thick this new, small, spring-loaded, insulated terminal enables wires or pins up to $\frac{1}{8}$ in diameter to be easily and quickly inserted or removed. When seated the overall height of the terminal is $\frac{3}{8}$ in.

Normally fitted with black insulating bushes the terminal can be supplied with red bushes if specified. All metal parts are nickel-plated brass. It is designed for a maximum current load of 5 A and is tested at 1,000 V r.m.s.

The price is 1s 4d and the makers are Howard S. Cooke and Co., Ltd., Arrow Road, Redditch, Worcester-shire.



Howard S. Cooke
spring-loaded insulated
terminal.

Television Frame Pulse Separator

SINGLE-PULSE CIRCUIT FOR ACCURATE INTERLACING

By H. D. KITCHIN*

THE problem of achieving a good interlace in television receivers has formed the subject of much work in recent years. Although an accurate interlace has always been the ideal to aim at, many commercial receivers have fallen short of the ideal owing to the cost of the circuitry necessary to ensure a consistently accurate interlace in production. However, the trend towards larger tubes now makes the requirement of good interlace essential if the line structure of the existing 405-line picture is not to be too obvious.

The synchronizing pulse waveform in the British television system presents a difficulty to frame pulse

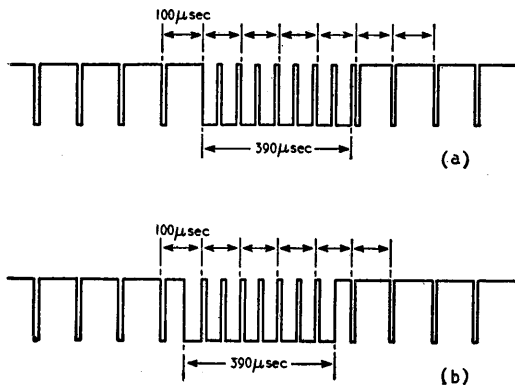


Fig. 1. The standard television synchronizing waveform, showing frame pulses at the end of (a) an even frame, and (b) an odd frame.

separation because of the differences between odd and even frames. The waveforms associated with the train of frame pulses for even and odd frames are shown in Figs. 1(a) and (b) respectively. It will be seen that on odd frames the frame pulses start only half a line after the preceding line pulse, this being necessary to achieve an interlaced scan. Also, the interval between the end of the last 40-μsec frame pulse and the following line sync pulse is only 10 μsec for an even frame against 60 μsec for an odd frame. The effect of these differences in differentiating and integrating circuits is to give rise to differing pulse shapes on odd and even frames. An examination of these defects formed the subject of an investigation by Patchett¹, where it was shown that the ideal pulse for frame timebase synchronizing is a single short pulse with a sharp leading edge. The last requirement precludes the use of integrating circuits, leaving only some form of differentiating circuit for frame pulse separation.

Previous methods of using differentiating circuits

have fallen into two categories, which are illustrated in Figs. 2 and 3.

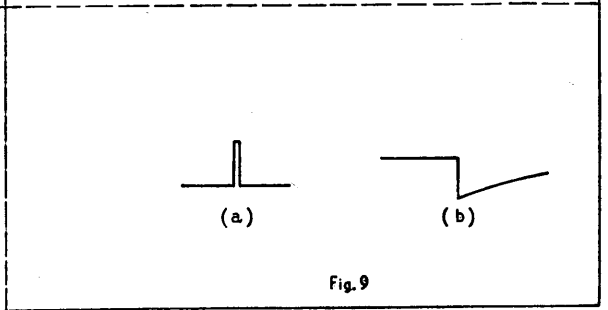
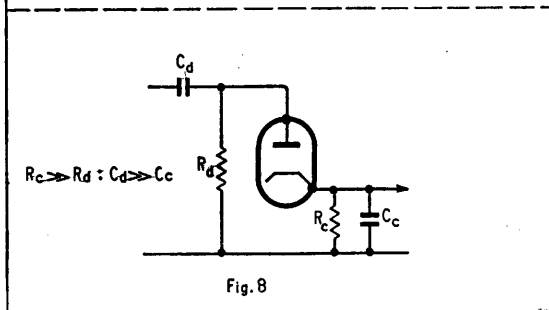
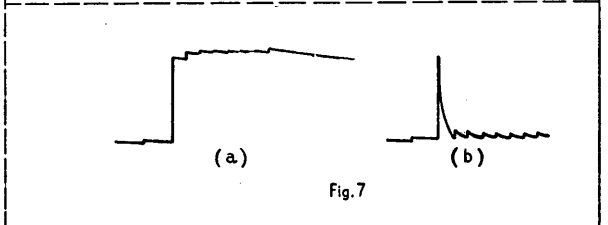
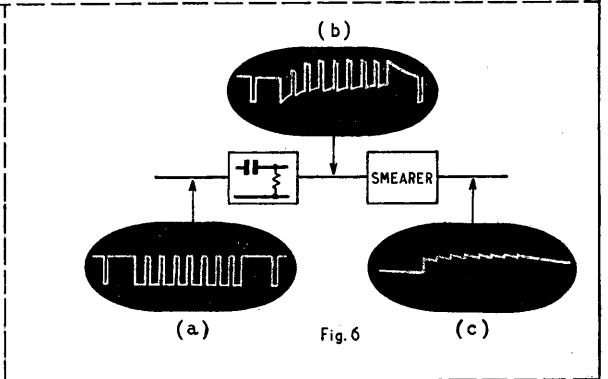
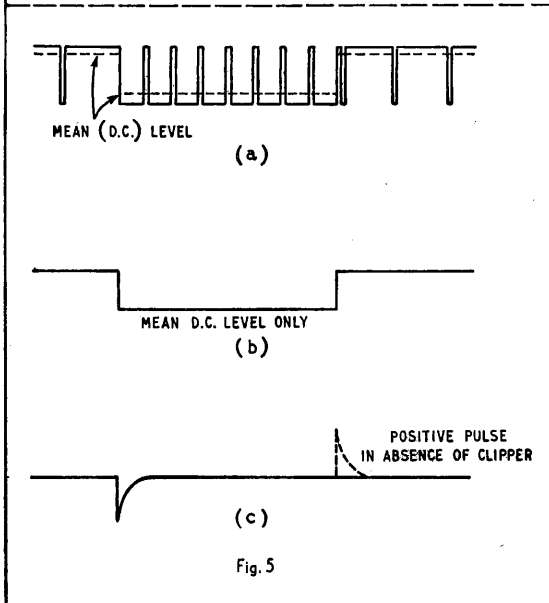
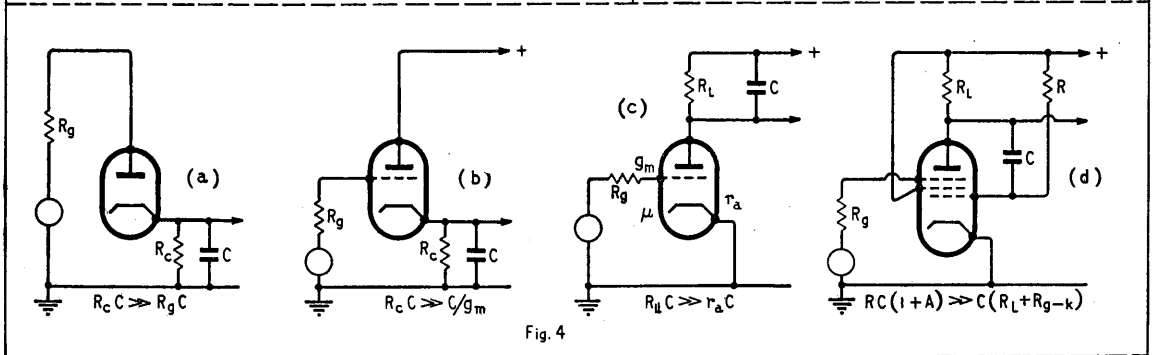
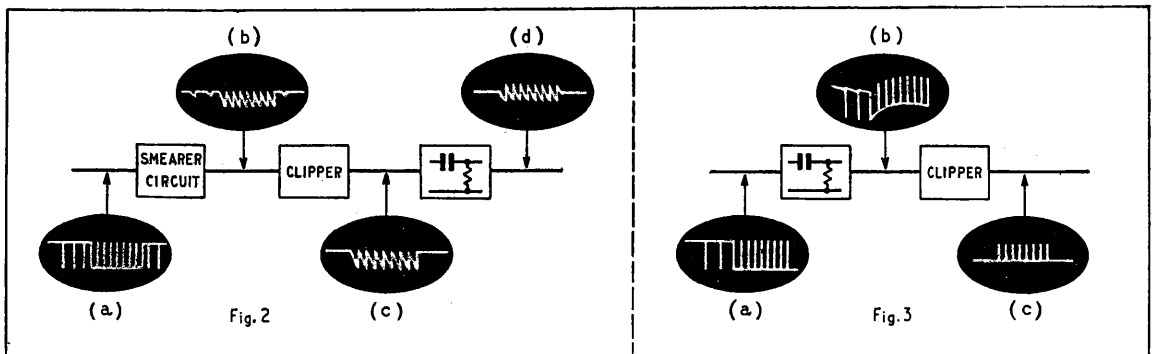
In Fig. 2 the composite synchronizing pulses, after removal of the video signal, are applied to a circuit having a much slower response to input excursions of one polarity than for excursions of the opposite polarity. Such a circuit has been termed a "smearer."² For an input waveform having negative-going line sync pulses, as in Fig. 2, suitable smearer circuits are shown in Figs. 4(a), (b) and (c). In these circuits a capacitor is charged through the low resistance of a valve and discharged through a high resistance leak, the valve being cut off. In the circuit of Fig. 4(d) the discharge of the capacitor takes the form of the well-known Miller run-down, the valve being conductive. Charging of the capacitor takes place through grid-cathode conduction and the anode load, anode current being cut off by the suppressor grid being negative. As the conduction and non-conduction periods of the valve are the reverse of those for the other circuits of Fig. 4, the input required must have positive-going line sync pulses.

Because a frame pulse is four times the duration of a line pulse, the potential of the capacitor during a frame pulse will be four times that during a line pulse, assuming a linear fall in potential. The output, shown as waveform (b) in Fig. 2, may then be clipped to remove the line pulses, giving a train of frame sync pulses identical on both frames. This clipped waveform, shown at (c), will give triggering on the sloping front of the first triangular pulse and can give variable interlace if the triggering level or pulse amplitude varies. This effect will obviously be inversely proportional to the slope of the leading edge, and could be much reduced by having a triggering pulse with a sharp leading edge. Simple short-time-constant differentiation of the clipped waveform will give such a sharp edge, of the opposite polarity to that of the sloping front, at the instant of each half line pulse, as shown at (d). This can be used to trigger the frame timebase, giving, theoretically, perfect interlace. Although the use of a differentiating circuit for final shaping may appear somewhat of a refinement, it should be noted that it is essential if the requirement of a sharp leading edge is to be satisfied.

Of the four types of smearer circuit in Fig. 4, only the diode type (a) has been used commercially—the interlace filter. The Miller circuit suggested by Patchett³ possesses certain advantages but, unfortunately, requires a pentode with a short suppressor-grid base, a type which is not in the current preferred ranges of valves for television. The clipper associated with this type of separator is invariably the diode type for economy.

We will now examine the method of frame pulse separation illustrated in Fig. 3. In this case differ-

* Formerly with Ambassador Radio & Television, Ltd.



entiation is the first operation, using a critical time-constant RC network. The use of such a network is well known and forms the basis of a large group of sync separators. For the British system the maximum difference obtainable between line and frame pulses is 47% of the line pulse amplitude, and is produced with a time constant of 21.6 μ sec.

The waveform obtained by such differentiation is shown in Fig. 3 waveform (b). By means of a suitable clipper the line pulses may be eliminated, leaving a train of short pulses, waveform (c), consisting of the half line pulses which occur between consecutive frame pulses. The first pulse of this train may be used to synchronize the frame timebase.

A difficulty with this method of separation is the presence of the large amplitude line pulses which make the clipper design critical with regard to operating potentials and the input signal. A considerable improvement is obtained by the use of grid leak bias in conjunction with a short grid-base valve, but if the input signal is reduced below a certain level then the line pulses start to appear in the output and may produce poor interlace.

If we return now to consideration of the original composite synchronizing waveform and the mechanism of timebase synchronizing it is apparent that:—

(a) Only the first frame sync pulse from the frame pulse separator is of any value in synchronizing the timebase. The remaining pulses serve no useful purpose and may upset the timebase during flyback, causing faulty interlace during scanning.

(b) During the frame pulses the mean d.c. level changes. This is illustrated in Fig. 5(a). It is this change which the popular integrator type of frame pulse separator responds to, and is also the reason for the displacement of the half line pulses with the critical time-constant RC differentiator.

Thus we see that if we could separate out the change in d.c. level whilst still maintaining a sharp transition, then by short time-constant differentiation we should obtain a single short pulse with sharp leading edge ideally suited for synchronizing the

frame timebase. This process is shown in Figs. 5(b) and (c).

It is now proposed to describe a frame sync separator which gives, virtually, such a short pulse with sharp leading edge and is not critical in regard to operating potentials and component tolerances.

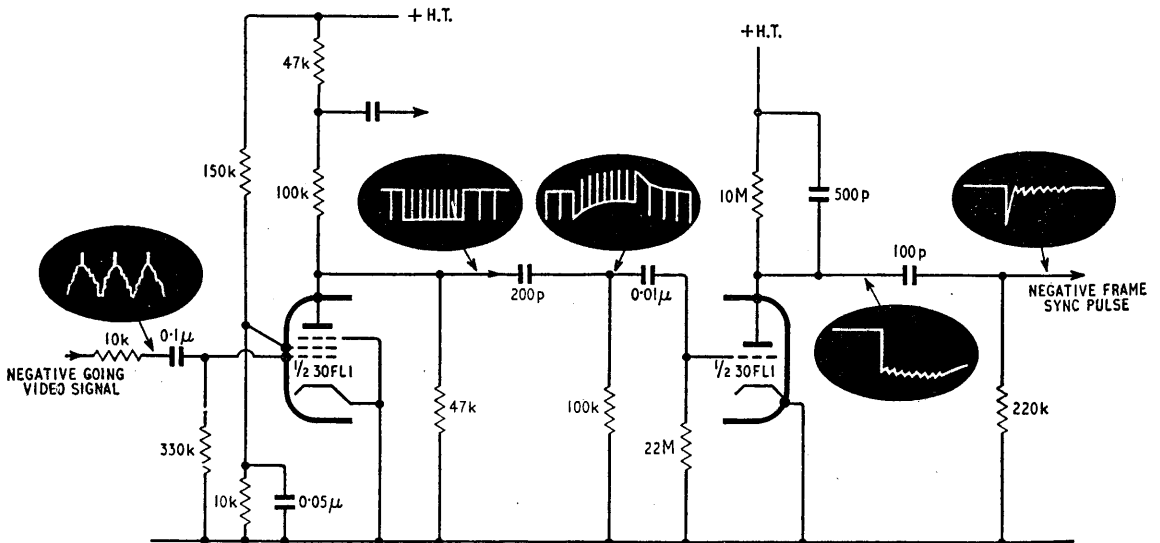
This is done by combining certain features from each of the previous methods of Figs. 2 and 3. The composite pulses are first differentiated using a critical time-constant network, and the resulting waveform passed to a smearer circuit with a long decay time-constant. This results in the waveforms illustrated in Fig. 6, where it is seen that the line pulses have been eliminated and the frame pulses are "smoothed," by the storage action of the capacitor, into a single frame pulse with a sharp leading edge. This eliminates the differences at the end of the train of frame pulses present in the input. By short time-constant differentiation of this "smeared" pulse a short pulse with a sharp leading edge is obtained, followed by much smaller short pulses as shown in Fig. 7(b). This pulse is very close to the ideal for synchronizing the frame timebase.

Any of the four smearer circuits shown in Fig. 4 are suitable, the choice depending on the polarity of the input available. The simplest and most obvious choice is the peak rectifier diode at (a). For satisfactory operation of this circuit it must either be fed from a low impedance source, for example, a cathode follower, or from a differentiator which has constants chosen in accordance with the conditions specified in Fig. 8, otherwise the circuit functions as a counter.⁴

The diode has the merit of simplicity, requires the normal negative-going line and frame sync pulse input, and gives a positive output pulse, which is suitable for triggering a blocking-oscillator or thyratron timebase. It suffers from the disadvantages of the output pulse being less than half of the peak-to-peak input voltage and of transfer of line pulses through the diode capacitance.

If the input signal is sufficiently large, the cathode-follower smearer of Fig. 4(b) may be used with a long

Fig. 10. Complete circuit diagram of the improved frame pulse separator, based on a double valve.



time-constant in the cathode, when the well-known inability of a cathode follower to follow large negative changes is exploited to advantage. In this case there is no limitation on the relative values of input and output circuit impedances, for provided no grid current flows, the charging current for the cathode circuit comes from the h.t. supply. The anode supply voltage should be just sufficient to prevent grid current flow in order to provide the shortest possible grid base. This type of circuit, in common with the diode, gives a positive output pulse, and requires negative-going line and frame sync pulses. However, the modern tendency towards a multi-vibrator as a sawtooth generator makes a negative pulse desirable, as it may be fed on to the "free" grid of the cathode-coupled type and also gives easier triggering with the cross-coupled type. The Miller integrator smearer of Fig. 4(d) is unsuitable as it, also, gives a positive-going output pulse and requires an input with positive-going line and frame pulses. This requirement necessitates an additional valve after the usual sync separator valve.

The earthed-cathode smearer of Fig. 4(c) will provide the required negative output pulse from the normal negative-going line and frame pulse input, as shown in Fig. 9(a) and (b). When the triode conducts the anode capacitor charges through the low impedance of the valve, giving a sharp drop in anode potential. When the valve is cut off discharge can only occur through the high resistance anode load, with a consequent slow rise in anode potential. A complete circuit using a triode as described above is shown in Fig. 10, the correct operating point is maintained by the use of grid leak bias. The fall of the leading edge is determined by the anode impedance at zero grid volts and anode capacitance, the rise of the trailing edge by the anode circuit time-constant. Suitable time-constants are between 0.5 and 5.0 μ sec for charge and 100 to 1,000 μ sec for discharge. A valve with low anode impedance and short grid base is desirable. The attainment of a short grid base is assisted by choosing an anode supply voltage only about 50% greater than the output pulse required for satisfactory synchronizing of the timebase.

The circuit has the advantage of not being critical in the component values required, owing to the break-through of line pulses being almost eliminated by the large discharge time-constant in the anode circuit. Care should be taken that the charging time-constant ($r_a C$) is not too long, otherwise a counting action takes place on the half line pulses and gives a step waveform. Also, it is essential to preserve the sharpness of the half line pulses during the eight frame sync pulses in any circuit using critical time-constant differentiation. This will usually necessitate feeding the differentiator directly from the usual sync separator limiter anode, with particular attention to minimizing stray anode-to-earth capacitance.

By the use of a triode-pentode, with the pentode acting as the normal video limiter as shown on the left of Fig. 10, a single valve sync separator is obtained having excellent interlace—provided, of course, that the normal precautions are observed to prevent stray line pick-up in the frame circuit and also to prevent transfer of line pulses back through the video limiter. This circuit has been employed in production receivers for over a year and found to be trouble-free and to give a consistently good

interlace. The noise susceptibility of this particular differentiator type of frame pulse separator has not proved to be any worse than the usual simple integrator type.

Finally, the author wishes to thank T. C. Isaac for much helpful discussion during the preparation of this article.

REFERENCES

- 1 G. N. Patchett. "A Critical Review of Synchronizing Separators with Particular Reference to Interlacing," *J. Brit. I.R.E.*, Vol. 4, No. 4, May, 1954.
- 2 G. E. Valley and H. Wallman. "Vacuum Tube Amplifiers," Section 3.3, p. 128.
- 3 G. N. Patchett. "Faulty Interlacing," *Wireless World*, July and August, 1952.
- 4 A. T. Starr. "Radio and Radar Technique," Section 7.7, p. 505.

APPENDIX I

For an exact analysis of the response of an RC differentiating network to a composite train of line and frame sync pulses it is necessary to know the effective capacitor charging voltage during a line pulse and during a frame pulse. This effective charging voltage will be equal to the amplitude of a line or frame pulse less the charge remaining on the capacitor from the previous pulse. As the first frame pulse follows a line period (at the end of an even frame in the British system*), the effective charging

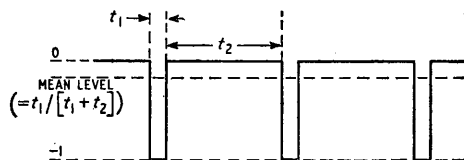


Fig. 1

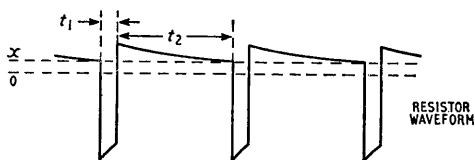


Fig. 2

voltage for the first frame pulse will be the same as that for a line pulse.

The response of an RC differentiating network will be examined for the steady state condition, and an expression derived for the charge remaining on the capacitor at the end of a line period.

Due to the series capacitor of such a network there can be no transmission of any d.c. component of the input wave. Thus the average charge on the capacitor will be that of the d.c. component. This requires the output waveform to have equal positive and negative areas about the zero level, which implies that the charge gained by the capacitor during any part of one complete line period must be equal to the charge lost during the rest of the period.

If it is assumed that the input pulses have unity amplitude as shown in Fig. 1, then the waveforms across the resistor and capacitor will be as shown in

* The first frame pulse will follow after only half a line period at the end of odd frames in the British system, and after a half line period on both frames in systems employing equalizing pulses.

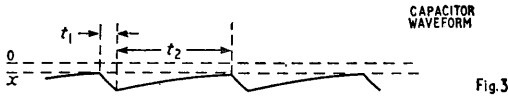


Fig. 3

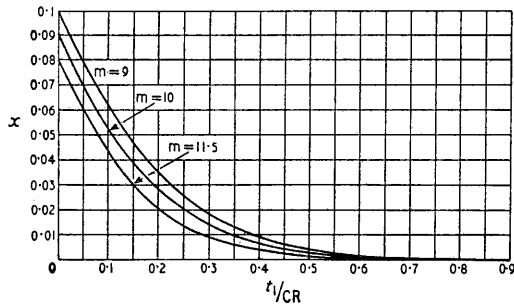


Fig. 4

Figs. 2 and 3 respectively. Referring to these figures, we will let the voltage on the capacitor at the end of the period t_2 be x , then the amplitude of the effective charging voltage during the line pulse t_1 will be $1 - x$, the capacitor charging up according to the relation

$$(1 - x)(1 - e^{-t_1/CR}).$$

The voltage on the capacitor at the end of a line pulse will be

$$(1 - x)(1 - e^{-t_1/CR}) + x$$

This is the initial voltage on the capacitor available for discharge during the period t_2 , the expression for this discharge being

$$[(1 - x)(1 - e^{-t_1/CR}) + x] e^{-t_2/CR}.$$

The voltage remaining on the capacitor at the end of the period t_2 will be

$$[(1 - x)(1 - e^{-t_1/CR}) + x] e^{-t_2/CR}$$

and is equal to x when equilibrium has been attained; hence we have as the equilibrium condition

$$[(1 - x)(1 - e^{-t_1/CR}) + x] e^{-t_2/CR} = x$$

simplifying and rearranging this gives

$$x = \frac{1 - e^{-t_1/CR}}{e^{-t_2/CR} - e^{-t_1/CR}}$$

If we put $t_2 = mt_1$ this becomes

$$x = \frac{1 - e^{-t_1/CR}}{e^{mt_1/CR} - e^{-t_1/CR}}$$

We may plot curves, according to the above equation, showing the variation of x with t_1/CR for various values of "m." This has been done for $m = 9, 11.5$ and 10 , representing the British, American and continental systems respectively, the curves being shown in Fig. 4. It will be seen from these curves that the voltage on the capacitor at the end of the period t_2 is not more than 1% of the peak-to-peak input voltage if the ratio of t_1/CR is greater than 0.4.

APPENDIX II

When a train of composite line and frame sync pulses are passed through an RC differentiating network, there is an exponential change of the average charge on the capacitor during frame pulses due to the different average level during these pulses to that prevailing during line pulses. The extent of this change will depend on the time-constant of the network in relation to the duration of the pulses. The general effect of the network on the frame pulses has been shown in Figs. 3(b) and 6(b) of the main

text. By varying the time-constant of the network we will vary the degree of the response of the circuit to such changes. If we make the time-constant sufficiently long then the level will not have time to change during the frame pulses and they will be transmitted with negligible shift in level. If we now shorten the time-constant the shift in level during the frame pulses will become apparent and the half line pulses between the frame pulses start to rise up above the level of the line pulses, as in the above-mentioned diagrams. This suggests its use as a frame-pulse separator, only a simple clipper being required to eliminate the line pulses and leave a train of half line pulses during the frame pulse period. (This simple method has disadvantages which have been dealt with elsewhere¹.) As can be seen in Fig. 1, another effect appears as the time-constant is shortened—that of differentiation of the line pulses, giving rise to an overshoot as they return to black level. This overshoot will subtract from the displacement of the half line pulses which occurs during the frame pulses, as any clipper will have to take the peak of this overshoot as a limit, in order to completely eliminate the line pulses.

As we further shorten the time constant the amplitude of this overshoot starts to increase faster than the displacement of the half line pulses until, with a very short time-constant, both tend to the peak-to-peak input amplitude. This condition is shown in Fig. 2, for an RC network of $1-2\mu\text{sec}$ time-constant. Between the two limiting cases of very long and very short time-constants, neither of which gives any difference in amplitude between the line and the half line pulses, we would expect some particular time-constant to give the maximum difference. This time-constant is termed the "critical" time-constant and its relationship to the pulse lengths of the input wave will now be examined.

In order to simplify the analysis it will be assumed that the charge remaining on the capacitor at the end of a line period is negligible, otherwise it would be necessary to take variation of this voltage with variation of the time-constant RC into account when differentiating with respect to RC. From the considerations in Appendix I this assumption is permissible if the ratio t_1/CR is not less than 0.4.

The output from the differentiating network at the end of a frame (in the British system, an even frame) will be of the form shown in Fig. 1. We

(Continued on page 559)

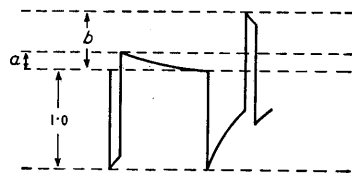


Fig. 1

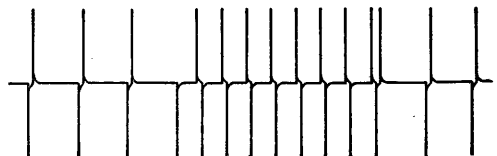


Fig. 2

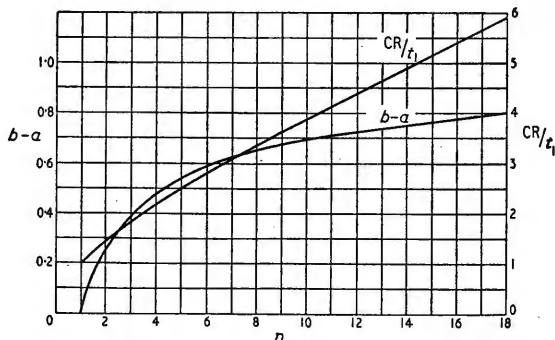


Fig. 3

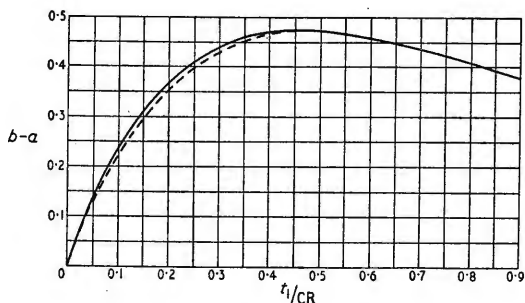


Fig. 4

require the maximum difference between the amplitude of the first half line pulse, b , and the amplitude of the overshoot of the line pulses, a , in order to give the greatest latitude in clipping level. The amplitudes a and b are given by the voltage rise on the capacitor during the intervals t_1 and t_3 , i.e.

$$a = 1 - e^{-t_1/CR}$$

$$\text{and } b = 1 - e^{-t_3/CR}$$

From these the difference $b - a$ becomes

$$b - a = e^{-t_1/CR} - e^{-t_3/CR} \dots \dots \dots 1$$

Differentiating this expression with respect to CR, we have

$$\frac{d(b - a)}{dCR} = \frac{1}{(CR)^2} (t_1 e^{-t_1/CR} - t_3 e^{-t_3/CR})$$

Equating this to zero, the condition for the maximum value of $b - a$ is

$$\frac{t_3}{t_1} = \frac{e^{-t_1/CR}}{e^{-t_3/CR}}$$

putting $t_3 = nt_1$ this becomes

$$n = e^{t_1/CR(n-1)}$$

and giving, after rearrangement

$$\frac{CR}{t_1} = \frac{n - 1}{\log_e n} \dots \dots \dots 2$$

Substitution of equation 2 in equation 1 gives the maximum value of $b - a$ as


$$b - a = (1 - 1/n) e^{-\frac{\log_e n}{n-1}} \dots \dots \dots 3$$

Curves are plotted, in Fig. 3, of the above equations 2 and 3, showing the maximum value of $b - a$ for any value of n up to 20, and also giving the time-constant, expressed as the ratio CR/t_1 , necessary to realize this maximum value.

When circuits using a critical time-constant differentiating network are to be used in production equipment, it is desirable to know the manner in which the output ($b - a$) varies with the time-constant CR for a given value of n , in order to determine component tolerances. In Fig. 4 is shown a curve of $b - a$ against t_1/CR for the British television system, where $n = 4$, calculated from equation 1. It will be seen that a broad maximum occurs at $t_1/CR = 0.463$. If a 5% drop in the amplitude of $b - a$ can be tolerated, without affecting synchronizing, then, from Fig. 4, the limits of t_1/CR are 0.315 and 0.645, giving CR from $31.7 \mu\text{sec}$ to $15.5 \mu\text{sec}$ when $t_1 = 10 \mu\text{sec}$. Thus a nominal time-constant for CR of $22 \mu\text{sec}$ with a 10% tolerance on both C and R should be satisfactory. It should be remembered that the curve of Fig. 4 will be subject to an increasing inaccuracy as t_1/CR decreases below 0.4, due to the effect of the residual charge on C at the end of a line being neglected in the analysis. The result of taking this residual charge into account, according to the analysis in Appendix I, is shown by the dotted curve of Fig. 4. The divergency from the simplified treatment is negligible for practical purposes.

An additional consideration with the British television system is the difference between the start of the first frame pulse on odd and even frames, the odd frame pulses starting only half a line after the preceding line pulse. The effect of this is to start the first frame pulse on odd frames from a different level to that on the even frames, due to there being more residual charge on the capacitor. With a time-constant of $22 \mu\text{sec}$ this difference in level, which gives rise to a difference in amplitude of the first frame pulse between odd and even frames, amounts to about 1.4% of the peak-to-peak input. This represents 3% difference in the amplitude of $b - a$ between odd and even frames and will be unimportant if the triggering pulse for the timebase is sufficiently large, so that triggering does not occur during the top 10% of the frame pulse.

Four-speed Gramophone Turntable



The Birmingham Sound Reproducers Ltd. new TU9 four-speed turntable and pickup is fitted with a B.S.R. 'Ful-Fi' turnover crystal cartridge type TC8H. The 45 r.p.m. centre hole record adapter is permanently fitted to the turntable and can be raised or lowered as required. The separate pickup arm has a special mounting which virtually eliminates acoustic feedback. The address of the manufacturers is Monarch Works, Old Hill, Staffs.

News from the Industry

Mullard Research Expansion.—To meet the growing demands on the resources of the Mullard Research Laboratories at Salfords, Surrey, a new building with a total floor space of 28,000 square feet has recently been opened. As a matter of policy three main activities—fundamental research, development and advisory service on Mullard products, and Government contracts—are carried on simultaneously and with mutual benefit at Salfords, which can now claim to be among the largest laboratories in this country devoted to radio, electronics and allied subjects.

W. S. Electronics (Production), Ltd., Brunel Road, East Acton, London, W.3, which since its formation in 1945 has been largely concerned with producing under contract army h.f. communications equipment and mine detectors, has recently been manufacturing its own proprietary lines. Its D103 u.h.f. transmitter-receiver has now been ordered for the Navy and the R.A.F. It is a wholly-owned subsidiary of K. G. Holdings, Ltd., who also own Bonocord, Ltd., and Tellux, Ltd. G. C. Wheeler and J. Wolff have resigned their directorships of the company and Col. A. E. Tyler has been appointed general manager. He also becomes general manager of the associated W. S. Electronics (Extruder), Ltd.

B.C.C.—Mobile radio-telephone equipment is to be installed by British Communications Corporation at the railway marshalling yard at Newport, near Middlesbrough. Six locomotives and two signal boxes ("up" and "down") are being equipped A double-frequency simplex system is employed.

Telefunken tape recorders are now available from the Welmecc Corp., Ltd., of 147, Strand, London, W.C.2, who have been appointed sole distributors in the U.K.

"By Any Other Name . . ."—Because Collaro's trade name "Challenger" is inadmissible in America, to which they export a large quantity of record changers, they have re-named their changer "Conquest."

Rhoden Partners, Ltd., who provide a service for the design and development of specialized manufacturing equipment, have moved to 29, Park Crescent, London, W.1 (Tel.: Langham 7488). They are not manufacturers, but will undertake the design of manufacturing equipment or modifications to existing assembly lines.

Semiconductors, Ltd., recently formed jointly by the Plessey Co. and the Philco Corp., of Pennsylvania, to manufacture in this country transistors and other semi-conductors under Philco patents, are to build a factory on the Cheney Manor Estate, Swindon, Wilts. Production is expected to start during next year with the manufacture of h.f. surface barrier and Micro-Alloy transistors, now made by the Lansdale Tube Co., a division of Philco. Germanium Micro-Alloy diffused transistors for operation at 250 Mc/s will be available later in 1958. To assist manufacturers in the development of transistor equipment samples are being obtained from the U.S.A.

Adhesive copper foil known as "Plymaster," made by the Rubber & Asbestos Corp., of Bloomfield, New Jersey, U.S.A., to which we referred on page 296 of our June issue, can now be imported under open general licence, so that individual import licences are not required. The sole U.K. distributors of the foil, used for making "copper clad" tor printed circuits, are Omni (London), Ltd., 35, Dover Street, London, W.1.

Marconi's are to supply the equipment for the f.m. radio-telephone service for Southampton Harbour. The equipment includes five 25-watt v.h.f. transmitters and five receivers for the fixed stations, and three mobile transmitter-receivers. The fixed stations will be remotely controlled from a central site.

Decca Navigator is to be fitted in a further 44 tankers of the Shell Petroleum Co., making 66 in all.

CQ Audio, Ltd., is the new name adopted by RGA Sound Services, Ltd., who market CQ amplifiers. They have moved from Plymouth and are now at 2, Sarnesfield Road, Enfield, Middlesex. A. R. Neve, a director of the company, and Stanley Kelly have also floated a new company, Audio Amplifiers, Ltd., of the same address, to manufacture audio equipment.

OVERSEAS TRADE

Surveillance radar is to be supplied and installed by Marconi's at two air bases in Wellington, New Zealand—the civil airport at Rongotai and the N.Z. Air Force base at Ohakea. Both installations will include duplicate 500-kW sets (Type S264A). At Rongotai the scanner will be erected at the top of a 1,650-ft hill, from which the radar information will be fed by a microwave link to both the airport and the airways control centre in Wellington city, approximately four miles away.

Solartron's commercial director, Eric E. Jones, is visiting the United States. Whilst there he will make arrangements for the manufacture under licence in the U.S.A. of the Solartron electronic reading automaton (E.R.A.). The group has an American subsidiary, Solartron Incorporated, of Los Angeles, set up a year ago, and has agreements with Rheem Manufacturing Co., of New York, and the Consolidated Electrodynamic Corp., of Pasadena.

Tape Recorders.—Two production models of the recently introduced "Thoroughbred" tape recorder were flown by Winston Electronics, Ltd., to their North American distributors Mechtron Products, Ltd., for exhibition at the Canadian Institute of Radio Engineers show in Toronto (October 16th to 18th).

A £1M contract, calling for the complete reorganization of the long-wave broadcasting station at Ankara, Turkey, including the addition of a second 120-kW transmitter for parallel operation with the existing one, has been awarded to Marconi's.

S. W. Transmitter.—British Sarozal, Ltd., whose new address is 1-3, Marylebone Passage, Margaret Street, London, W.1, have supplied to the Radio Club of Cape Verde a 5-kW transmitter for broadcasting in the 19-, 41- and 75-metre bands. The transmitter gives an overall frequency response of ± 2 dB between 30 c/s and 15 kc/s with distortion below 4%.

Thorn Electrical Industries plan to invest more than £A2,000,000 on a development project in Victoria to provide facilities for the production of the complete range of the company's products in Australia.

Television Receivers.—There is at present no television service in Chile, but three stations using American 525-line standards are being operated experimentally by institutions. British manufacturers will have the opportunity of showing their television equipment at the technical exhibition at the Universidad Tecnica del Estado in Santiago in December. Details are obtainable from the Exhibitions and Fairs Branch of the Board of Trade.

Automation Exhibition.—The 4th International Automation Exposition and Congress will be held in New York Coliseum from June 9th and 13th next year. British firms interested in exhibiting or in visiting the Show should communicate with the organizers, Richard Rimbach Associates, 845, Ridge Avenue, Pittsburgh 12, Pa.

NOVEMBER MEETINGS

LONDON

1st. R.S.G.B.—“Microwave link equipment” by S. Korytko (S.T.C.) at 6.30 at the I.E.E., Savoy Place, W.C.2.

5th. I.E.E.—“The design of the control unit of an electronic digital computer” by Dr. M. V. Wilkes, W. Renwick and Dr. D. J. Wheeler; “A decimal adder using a stored addition table” by M. A. Maclean and D. Aspinall; and “An accurate electroluminescent graphical output unit for a digital computer” by Dr. T. Kilburn, Dr. G. R. Hoffman and R. E. Hayes at 5.30 at Savoy Place, W.C.2.

8th. Junior Institution of Engineers.—“Television” by T. M. C. Lance (Cinema-Television) at 7.0 at Pepsy House, 14 Rochester Row, S.W.1.

12th. Institute of Physics (Electronics Group)—“Crossed field interaction in microwave valves” by W. E. Willshaw (G.E.C. Research Laboratory) at 5.30 at 47 Belgrave Square, S.W.1.

13th. I.E.E.—“Broad-band slot-coupled microstrip directional couplers”; “The application of printed circuit techniques to the design of microwave components”; and “Re-entrant transmission line filter using printed conductors” by J. M. C. Dukes at 5.30 at Savoy Place, W.C.2.

15th. Television Society.—“Industrial television” by I. M. Waters (Pye) at 7.0 at 164 Shaftesbury Avenue, W.C.2.

15th. B.S.R.A.—“Some recent developments in loudspeaker enclosure design” by A. R. Neve, at 7.0 at the Royal Society of Arts, John Adam Street, Adelphi, W.C.2.

25th. I.E.E.—“Problems of sound and television broadcasting coverage” by G. Millington at 5.30 at Savoy Place, W.C.2.

27th. Brit.I.R.E.—“Transmission standards and signal distortion in television and other communication systems” by Dr. A. van Weel at 7.15 at the London School of Hygiene & Tropical Medicine, Keppel Street, W.C.1.

29th. Television Society.—“Some aspects of waveguide technique” by J. C. Parr (Kelvin Hughes) at 7.0 at 164 Shaftesbury Avenue, W.C.2.

29th. R.S.G.B.—“Some aspects of atmospheric radio noise” by F. Horner (D.S.I.R. Radio Research Station) at 6.30 at the I.E.E., Savoy Place, W.C.2.

BIRKENHEAD

22nd. Brit.I.R.E.—“Scatter propagation” by M. Telford at 7.0 at the Birkenhead Technical College.

BIRMINGHAM

25th. I.E.E.—“Magnetic materials” by Professor F. Brailsford at 6.0 at the James Watt Memorial Institute, Great Charles Street.

BRADFORD

12th. I.E.E.—Discussion on “The teaching of radio and TV servicing” opened by Dr. G. N. Patchett at 6.30 at the Technical College.

CAMBRIDGE

12th. I.E.E.—“Some radio aids for high-speed aircraft” by Dr. J. S. McPetrie at 8.0 at the Cavendish Laboratory, Free School Lane.

GLASGOW

21st. Brit.I.R.E.—“V.H.F./F.M. transmission” by H. V. Sims at 7.0 at the Institution of Engineers and Shipbuilders, 39 Elmbank Crescent.

IPSWICH

4th. I.E.E.—“Colour television” by

L. C. Jesty at 6.30 at the Crown and Anchor Hotel.

LIVERPOOL

18th. I.E.E.—“Some aspects of half-wave magnetic amplifiers” by G. M. Ettlinger at 6.30 at the Royal Institute, Colquitt Street.

MANCHESTER

6th. I.E.E.—“The importance of research in hearing and seeing to the future of telecommunication engineering” by Dr. E. C. Cherry at 6.45 at the Engineers' Club, 17 Albert Square.

14th. Brit.I.R.E.—“Some electronic techniques used in textile research” by K. B. Todd at 6.30 at Reynolds Hall, College of Technology, Sackville Street.

NEWCASTLE

4th. I.E.E.—“The importance of research in hearing and seeing to the future of telecommunication engineering” by Dr. E. C. Cherry at 6.15 at King's College.

11th. I.E.E.—“Cathodic protection” by L. B. Hobgen, K. A. Spencer and P. W. Heselgrave at 6.15 at the Neville Hall, Westgate Road.

13th. Brit.I.R.E.—“Electronic control of machine tools” by H. Ogden at 6.0 at Neville Hall, Westgate Road.

NORWICH

25th. I.E.E.—“Germanium and silicon power rectifiers” by T. H. Kinman, G. A. Garrick, R. G. Hibberd and A. J. Bullund at 7.30 at the Assembly House.

READING

25th. I.E.E.—“Cathodic protection” by J. H. Gosden at 7.15 at the George Hotel, King Street.

RUGBY

26th. I.E.E.—“Transistor circuits and applications” by L. P. Morgan at 6.30 at the College of Technology.

SHEFFIELD

20th. Institute of Physics.—“The velocity of light” by Dr. L. Essen (N.P.L.) at 5.0 in the Physics Department, University of Sheffield.

SOUTHAMPTON

6th. I.E.E.—“Frequency-modulated v.h.f. transmitter technique” by A. C. Beck, F. T. Norbury and J. L. Storr-Best at 7.0 at Southampton University.

WEYMOUTH

29th. I.E.E.—“Equivalent circuits of transistors and their application” by L. E. Jansson at 6.30 at the South Dorset Technical College.

WOLVERHAMPTON

13th. Brit.I.R.E.—“Cold cathode switching techniques” by J. Beesley at 7.15 at the Technical College, Wulfruna Street.

LATE-OCTOBER MEETINGS

21st. British Computer Society.—“The machine's-eye view” by Professor D. R. Hartree at 6.15 in the William Beveridge Hall, Senate House, Malet Street, London, W.C.1. (Applications for admission to the secretary, 29 Bury Street, London, S.W.1.)

30th. Brit.I.R.E.—“Tropospheric scatter system evaluation” by M. Telford at 6.30 at the London School of Hygiene and Tropical Medicine, Keppel Street, London, W.C.1.



sound
equipment
serves the
world

Among recent important installations, we have equipped the newly-built Sports Stadium at Funchal, Madeira, with a complete Announcement, Music and Radio system, utilizing Column Loudspeakers for even, all-round sound diffusion.



Here is yet another example of the wide-ranging reputation enjoyed by Trix Sound Equipment.

a product of
THE TRIX ELECTRICAL CO. LTD
1-5 MAPLE PLACE, TOTTENHAM COURT RD
LONDON, W.1

Tel.: MUS 5817 Grams: Trixradio Wesdo London

RANDOM RADIATIONS

By "DIALLIST"

Hi-Fi and V.H.F.

WRITING from St. Peter Port in Guernsey a reader, who is a hi-fi enthusiast tells me that, though he can receive in the right conditions North Hessary Tor, Rowridge, Norwich and Wrotham, he always makes use of the last of these when possible owing to the much superior quality of reproduction obtainable from any of its transmissions which originate in or near London. He makes the suggestion that I should let this be known for the benefit of other followers of the hi-fi cult—and this I willingly do. Wrotham, as you may recall, was started as an experimental v.h.f. station some years before work was begun on the f.m. network. It is served by a very special cable from London and its modulation band of a.f.'s seems to be considerably wider than that of most, if not all, of the B.B.C.'s other Band II stations. What exactly is its upper limit is rather a mystery. When, in 1956, filters restricting the upper limit to 10 kc/s were installed readers wrote to *Wireless World* complaining about the fall in quality. The filters were subsequently removed. In two I.E.E. papers 15 kc/s has been given as the upper limit but this is by no means certain. I can, however, testify to the quality of the reproduction obtainable from Wrotham.

Comparisons Are Instructive

For some little time during the experimental transmissions from Wrotham—I was then living in Hertfordshire—I had on loan one of the f.m. receivers, which were made for the B.B.C. by Ambassador and cost, I believe, not far short of £100 apiece. At the same time I had a good medium- and long-wave broadcast receiver and a television set which did full justice to the sound part of the TV transmissions. The v.h.f. set had a muting switch and I fixed up similar contrivances for the others. It was thus possible to turn instantly from one set to another. It seldom happened, of course, that the TV and sound programmes were the same; but quite often concerts (though not always the same ones) were being broadcast on the medium waves and Bands I and II. Com-

parison was easy to make and it showed how infinitely superior was Wrotham's transmission of music. The TV sound was a good long way behind as second and there was no doubt that the medium-wave transmissions from London—or, rather, Brookmans Park—were badly beaten into third place by the necessarily high selectivity of the i.f. circuits in the receiver. I notice that several people in the part of East Anglia where I now live have their Band II aerials directed on Wrotham instead of Norwich. Some even have aerials for both stations and musical folk tell me that they use Wrotham when it's receivable.

Who's Responsible?

UNDER the heading "Mechanical Engineering is Key to Reliability," the American weekly *Electronic News* published a report on the second symposium on reliability held in June by what was then known as the Radio-Electronic-Television Manufacturers' Association. The title has since been tidied up and is now simply Electronic Industries Association. Representatives of several countries took part in the symposium. One of them, R. E. Clark, of the Royal Naval Scientific Service, is reported to have said that reliability in electronic equipment is not so much a matter of electronics

as of mechanical engineering. I agree heartedly up to a point. But hasn't this always been so? It's hard to think of a fault in sound radio or television equipment, for example, which is purely electronic in origin and nature. And there are a tidy few of electro-chemical origin. If the emission of a valve or a cathode-ray tube becomes low, the common causes are a cathode faultily made in the first instance, or poisoned by the electro-chemical action of residual gases which are present because the pumping was not good enough, or blocked by the formation of an interface (electro-chemical action again) between the metal part and the emissive coating. Common purely mechanical faults are disconnections, poor contacts and short circuits. Resistors or capacitors may break down if such a fault subjects them to loads a good deal beyond what they are designed and rated to carry. Composite resistors not infrequently "go high," or "go low," owing, I suppose, to electro-chemical effects. It seems, then, that the electronic engineer, the chemist and the mechanical engineer concerned with the design and production of receivers and components have all their parts to play in improving reliability and that their responsibilities are very closely inter-related. You can't blame the mechanical engineer if his products are misused



"WIRELESS WORLD" PUBLICATIONS

	Net Price	By Post
ABACS OR NOMOGRAMS. A. Giet. Translated from the French by H. D. Phippen and J. W. Head	35/-	36/-
TELEVISION RECEIVING EQUIPMENT. W. T. Cocking, M.I.E.E. 4th Edition	30/-	31/9
TRANSISTOR A.F. AMPLIFIERS. D. D. Jones, M.Sc., D.I.C. and R. A. Hilbourne, B.Sc.	21/-	21/10
WIRELESS SERVICING MANUAL. W. T. Cocking, M.I.E.E. 9th Edition	17/6	18/8
SECOND THOUGHTS ON RADIO THEORY. "Cathode Ray" of <i>Wireless World</i>	25/-	26/4
RADIO LABORATORY HANDBOOK. M. G. Scroggie, B.Sc., M.I.E.E. 6th Edition	25/-	26/9
ELECTRONIC COMPUTERS: Principles and Applications Edited by T. E. Ivall	25/-	26/-
GUIDE TO BROADCASTING STATIONS 1957-58. Compiled by <i>Wireless World</i>	2/6	2/11
BASIC MATHEMATICS FOR RADIO AND ELECTRONICS. F. M. Colebrook, B.Sc., D.I.C., A.C.G.I. Revised and enlarged by J. W. Head, M.A.(Cantab.). 3rd Edition	17/6	18/6

A complete list of books is available on application

Obtainable from all leading booksellers or from

ILIFFE & SONS LTD., Dorset House, Stamford Street, London, S.E.1


or grossly overloaded by accident, it is the job of the electronic engineer to devise means of ensuring that such things don't happen. The chemist (and the metallurgist too) have big parts to play in the selection of suitable materials.

Dust


ONE feature I'm glad to notice in some of this year's television receivers is the protective mask easily detachable from the front. The seal between the mask and the big end of the cathode-ray tube isn't always as dust-tight as it should be. However clean the room in which a TV set is used there's always sure to be a good deal of fire dust in the air. This is sucked in through the louvres and moves, when the set is warmed up, at a fairly high speed about the "works" inside the cabinet. If the aforesaid seal is poor, dust gradually collects on the glass over the screen, forming unsightly patches. It's annoying for the knowledgeable viewer to have to remove the chassis from the cabinet in order to clean it off. And it's still more annoying for the unskilled viewer who has to summon his dealer every so often and to pay for his services. May we, please, beg manufacturers to give us really dust-tight seals, or masks which can be quickly removed from the front?

"Tweediness"

IN the Norwich area, where the TV transmitter is still working on low power, though the v.h.f. sound service is going full out, what people call "tweedy" patterning is very much in evidence, particularly in or near the television fringe areas. Both transmissions are horizontally polarized, so it's perhaps not altogether surprising. Fortunately, the patterning can be virtually eliminated by the use of a filter designed for the purpose—though it's a bit surprising to find how many people to whom the cost of a filter would be neither here nor there regard the interference as just one of those things and do nothing about it. A more serious nuisance, because no filter can cope with it, is interference from the Belgian television transmitter at Liège. Luckily, it's not always in evidence; though when it is it pretty well ruins the picture. Things should be better before the end of the year, for I hear that the B.B.C., the G.P.O. and the Belgian authorities have worked out between them a means of minimizing the trouble.



(From a photograph taken in one of the B. K. Cole factories.)



Electronic components FOR ALL INDUSTRIES

(ELECTRONIC APPARATUS)

Used in every kind of Radio and Electronic apparatus and equipment, by all the leading manufacturers everywhere, BULGIN Electronic Components are overcoming problems of control in all the scientific and industrial fields, giving faithful and reliable service. The BULGIN research department and manufacturing units, with their unique skill and experience, build good electronic components on which you can depend.

Over 10,000 different components are now available.

★ For full details of Bulgin Components send for fully illustrated Catalogue No. 197/W.W. (free to trade letterhead or trade order).



THE HOUSE OF
BULGIN

A. F. BULGIN & CO., LTD.

BARKING, ESSEX
MANUFACTURERS OF RADIO AND ELECTRONIC COMPONENTS

Tel.: RIPPleway 5588



The Torso Two

I WONDER if you happened to read with as much interest as I did, the account given by "Diallist" (Sept. issue) of how a stone-deaf man was made to hear by sticking one end of the secondary of an audio transformer into his auditory nerve and the other end into a muscle. The secondary was placed under the skin by plastic surgery and the primary was outside the body over the area of the subcutaneous secondary.

The reason for my special interest is this. I have long had the idea of developing a portable receiver which was self-contained within the human body or, in other words, a personal receiver in the literal sense of the word. The great snag has always been to turn the a.f. electrical impulses into sound without the use of loudspeaker or headphones external to the body; now this problem has been solved.

Briefly my idea is to get a plastic surgeon to embed under my skin, at strategic points, a number of transistors and other components of Lilliputian dimensions; probably I shall start on a modest scale and call my initial effort the Torso Two.

These components will be connected in circuit not by having wiring put under my skin. I intend to use the modern technique of a "printed" circuit formed by tattooing. The "ink" used by a tattoo artist is not a good conductor, as I found when I made tests on a seaman's chest in a waterfront pub with a Megger, but by a simple addition it can be made so.

Thus it would be possible to tattoo many turns of "wire" around each of a man's legs. The turns would

be tattooed on each leg in the opposite sense so that by varying the distance between the legs the same tuning effect would occur as we used in our old variometers years ago. No variable capacitor would be required.

There are one or two problems to be solved before my idea is ready for commercial exploitation. One question is that of self-contained battery power, for even transistors need a few volts. However, it must not be forgotten that the blood and other bodily secretions, such as serum and sweat, are salty solutions having some of the characteristics of the electrolyte of a Leclanché cell. It should surely not be impossible to embed a carbon and a zinc rod somewhere. If any of you have any ideas on the matter please let me know.

Worthless Wireless Facts

RECENTLY I had a letter from a reader asking me if the oscillating crystal technique about which *W.W.* published a good deal of information in the early 'twenties was the forerunner of transistors. The question surprised me for *W.W.* has several times stated that this was so.

I don't think many readers realize how old oscillating crystal technique really is. I find from my scrapbook of worthless wireless facts, which I have been painfully putting together for many years past, that oscillating crystals date back to Edwardian days. They were demonstrated in action before the Physical Society of London by Dr. W. H. Eccles in May 1910; and when that month began King Edward VII was still on the throne.

This really means that the oscillating crystal preceded the oscillating valve, for although the triode was with us long before 1910 the principle of regeneration was not introduced until 1912. As for the transistor, it is my belief that by the time *W.W.* celebrates its jubilee in 1961, it will have almost completely displaced the valve in our receivers, and I thought the cartoon of the imperious transistor showing the door to the lachrymose valve, displayed on Pye's stand at the Radio Show, to be highly prophetic.

As I have already told you I have a mania for collecting in my scrapbook wireless facts which are not usually to be found elsewhere. Most of these facts are quite worthless but I

am always glad to receive any of them. Maybe if you send me enough of them I will try to get a book published under the title of "Free Grid's Book of Worthless Wireless Facts."

Lament for the Past

AS I mentioned some months ago there was a time when every reader of *W.W.* was familiar with the succinct abbreviation I-V-2 as an adequate description of a certain type of receiver. The magic figures 1 and 2 together with the V formed the vital statistics of the set which conveyed as much information to the wireless fan of 1925 as the vital statistics of Marilyn Monroe do to the film fan of to-day.

Another long-forgotten thing known only to us "old contemporaries" of radio is the expression "tuning indicator." We used to put a simple milliammeter in the anode circuit of the detector to serve as an indicator of what was going on. In later days manufacturers gave us a thermionic tuning indicator and we used to refer to it as such, or as a cathode-ray indicator. Nowadays we use this device also as a recording-level indicator in our tape machines.

Unfortunately, however, the thermionic indicator had not long appeared when some manufacturer's publicity pundit evolved the comic-strip expression "magic eye" which instantly caught on and is now used by the most learned technologists. Such men would balk at referring to the c.r.t. of their TV sets as a "magic mirror" or to a valve as an "Aladdin's lamp" although there is every bit as much justification for doing so.

However, by far the most astonishing instance of once-familiar things being lost in oblivion is the push-button set of the type with which we were all familiar a few years ago. At the show this year there were push-button sets in plenty but I found only one of them used the buttons for tuning-in stations; this particular one went the whole hog and housed the buttons in a remote-control unit. Maybe there were other sets using push-buttons for tuning which I missed and if so I should be glad to hear from their manufacturers. On the other sets I saw the buttons performed only the function of a wave-change switch.

What impressed me most, however, was that push-button tuning not only seemed to have disappeared but to have been forgotten. At the stand of a famous manufacturer where I enquired for a push-button tuned set I not only drew a blank but a look of blank surprise as well. The young man of whom I enquired had never heard of them but he did think the whole thing an excellent idea to pass to his firm's designers as a novelty for next year's show.



Chest test.

Avo


announce

with

pride

THE

MULTIMINOR



THE "Avo" tradition of pioneering enterprise again finds expression in a new multi-range meter of compact size, robust construction, and thoroughly sound design.

It is a rectifier/moving coil instrument, simple to use, easy and quick to read. A single rotary switch selects any one of the 19 ranges. One pair of connection sockets deals with any measurement. One scale is provided for current and voltage readings and another for resistance.

Sensitivity:
10,000 ohms per volt on D.C. voltage ranges.
1,000 " " " " A.C. " " "

Accuracy:
On D.C. 3% of full scale value.
On A.C. 4% " " " " "

Pocket Size: 5½ x 3½ x 1½ inches
Weight: 1 lb. approx.

19 RANGES

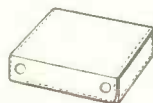
D.C. Voltage	A.C. Voltage
0 — 100 mV.	0 — 10 V.
0 — 2.5 V.	0 — 25 V.
0 — 10 V.	0 — 100 V.
0 — 25 V.	0 — 250 V.
0 — 100 V.	0 — 1000 V.
0 — 250 V.	
0 — 1000 V.	
	D.C. Current
	0 — 100 µA
	0 — 1 mA
Resistance	0 — 10 mA
0 — 20,000 Ω	0 — 100 mA
0 — 2 MΩ	0 — 1 A

List Price:

£9/10s.

complete with Test Leads and Clips.

Leather Case if required 32/6



Designed and Manufactured by

AVO Ltd.

AVOCET HOUSE · 92-96 VAUXHALL BRIDGE ROAD · LONDON · S.W.1

Telephone: VICTORIA 3404 (9 lines)

'packaged' power

saves design time
and effort

Performance figures unaffected by capacity loading on the H.T. output.

It's so easy to put in a ready-made, self-contained, completely reliable Power Supply sub-unit!

A COMPLETE RANGE OF SELF-CONTAINED UNITS READY TO BUILD INTO YOUR PROJECT

	SRS 156	AS 619	AS 516	AS 517	AS 515	AS 615	AS 616
VOLTAGE	±150V	±150V to ±180V	±250V or ±300V	±250V or ±300V	±250V or ±300V	±250V or ±300V	±250V or ±300V
CURRENT	0-40ma	0-200ma	0-50ma	10-100ma	0-150ma or 50-200ma at 250V. 100-200ma at 300V.	0-500ma	0-1A
A.C. OUTPUTS	6.3V 4A C.T. 6.3V 1A	6.3V 4A C.T. 6.3V 4A C.T. 6.3V 1A C.T.	6.3V 4A C.T. 6.3V 1A	6.3V 4A C.T. 6.3V 2A C.T. 6.3V 1A	6.3V 4A C.T. 6.3V 4A C.T. 6.3V 1A	6.3V 5A C.T. 6.3V 5A C.T.	6.3V 10A C.T.
D.C. SOURCE IMPEDANCE	<2Ω	<1Ω	<1Ω	<1Ω	<1Ω	<1Ω	<1Ω
STABILISATION FACTOR BETTER THAN	400:1	400:1	400:1	400:1	300:1	400:1	400:1
A.C. SOURCE IMPEDANCE 40c/s—100kc/s	<2Ω	<2Ω	<0.25Ω	<0.25Ω	<0.5Ω	<0.5Ω	<0.5Ω
RIPPLE AND NOISE CONTENT	<350μV	<300μV	<250μV	<300μV	<1mV	<300μV	<300μV
DIMENSIONS	9½" × 6½" × 6½" high	10" × 10" × 6½" high	9½" × 6½" × 6½" high	9½" × 7½" × 6½" high	9½" × 9½" × 6½" high	19" × 12½" × 10½" high	19" × 19" × 10½" high
WEIGHT	14½ lbs	21½ lbs	14½ lbs	20½ lbs	21½ lbs	80 lbs	approx 150 lbs

From this complete range of regulated power supply sub-units you can choose, ready-made, the right power source for your prototype or production equipments. Why waste design time and effort on a part of the problem which we have already thoroughly covered for you?

These robustly made units are giving excellent service in many forms of electronic equipments, computers, simulators, industrial controls, etc. Educational and servicing establishments find them most useful as bench instruments because of their compactness.




Notable features are

- ★ LONG TERM RELIABILITY
- ★ LOW SOURCE IMPEDANCE
- ★ VERY LOW RIPPLE AND NOISE CONTENT
- ★ GOOD STABILISATION RATIO
- ★ LOW COST. DELIVERY EX STOCK

Power Supply Sub-units

THE SOLARTRON ELECTRONIC GROUP LTD • THAMES DITTON • SURREY • ENGLAND

Telephone: EMBerbrook 5522 • Cables: Solartron, Thames Ditton



Close tolerance characteristics

Close tolerances of standing current, slope, balance and cut-off add to equipment reliability and life.

Low impedance

High anode current at zero bias and low anode voltage provide high speed capabilities.

High slope — controlled cut-off

A high slope of 12.5 mA/V and a short grid base ensure small drive requirements.

Low cross capacitances

Sections are physically screened, thus materially reducing cross capacitances and permitting sections to be used independently.

The employment of a frame grid construction in this valve is largely responsible for its outstanding characteristics. This also enables a good noise factor to be achieved in r.f. or i.f. input applications thus making the E88CC suitable for use in Radar, Communications, Television Studio Equipment, etc.

Further technical information concerning the E88CC is available on request.



E88CC

a new
high speed
Double
Triode for—
computing,
switching
and scaling

ABRIDGED DATA

$V_h = 6.3V$ $I_h = 300mA$

Computer operation

$V_a(b)$	150V
$V_g (I_a = 100\mu A)$	$-7.0 \pm 1.5V$
$V_g (I_a = 5.0\mu A)$	-15V
V_g difference ($V_{g1} - V_{g2}$ at $I_a = 100\mu A$)	$< -2.0V$

Cascode amplifier

V_b	100V
$V_g(b)$	+9.0V
R_k	680 ohms.
I_a	$15 \pm 0.8mA$
g_m	10.5 to 15 mA/V
Noise factor ($f = 200Mc/s$)	4.6dB
R_{eq} (r.f.)	300 ohms.
Base	B9A



Mullard Limited, Mullard House,
Torrington Place, London, W.C.1

Perth SETS THE HIGHEST STANDARD

COMPLETE RADIOGRAMS
and RECORD PLAYERS



FREQUENCY MODULATED VHF
and STANDARD AM RADIO
RECEIVER and TUNER CHASSIS



CABINETS IN THE LATEST
CONTINENTAL and BUREAU
TYPE STYLING



HIGH FIDELITY and STANDARD
SPEAKER UNITS



AUTOMATIC RECORD CHANGERS



DISC PLAYERS



AMPLIFIERS



LOUDSPEAKERS

*... for enthusiasts and those who
appreciate the finer qualities
of perfect sound
reproduction, Perth Radios,
manufacturers of electronic
equipment, provide the
complete answer with their
fully guaranteed components at
the keenest prices, plus a
generous extended credit plan*



SEND
FOR
ILLUSTRATED
CATALOGUE
AND
PRICE LIST

Perth

RADIOS LTD

COMPONENTS DIVISION

MARTEN HOUSE

37-47 EAST ROAD, LONDON, N.1

Telephone: CLERKENWELL 2413/4



HI-FI - TV - T.R. SPECIALISTS

50 GOOD Reasons to USE "THE CLASSIC SERVICE"

Every item which we list below is a normal stock item which we are prepared to pack and despatch to you in any part of the world. Each item is chosen because we believe it to be a "Quality" product and unless it measures up to our standards we do not stock it.

In Gt. Britain and N. Ireland full hire purchase and credit sale terms are available with our confidential system and prompt despatch. Credit sale agreements must be cleared in nine months—all articles advertised can be purchased on 6 months credit—no extra charge.

SECTION	Item No.	Make	Model No.	Delivery	Cash Price	Terms C.S.		Terms H.P.		Export Price	
						Deposit	Payments	Deposit	Payments		
GRAMOPHONE MOTORS. ALL MAKES IN STOCK											
SECTION I	Garrard		R.C.88	Ex/stock	£ 17 18 8	£ 2 18 8	9 of 39/-	£ 9 0 0	12 of 14/9	£ 12 18 0	
	Garrard		R.C.98	Ex/stock	£ 19 17 8	£ 2 4 0	9 of 44/-	10 0 0	12 of 20/-	14 6 0	
SECTION II	PICK-UPS		Leak	Mark II	Ex/stock	13 16 5	2 16 5	9 of 29/-	7 0 0	12 of 14/8	10 5 0
	Connoisseur		Mark II	Ex/stock	12 9 10	2 9 10	9 of 27/-	6 5 5	12 of 11/8	8 11 0	
SECTION III	TUNER UNITS		Ortofon	Type "A"	Ex/stock	17 18 1	2 18 1	9 of 28/-	8 19 6	12 of 10/1	13 0 0
	Leak		Mark II FM	Ex/stock	35 10 0	3 17 9	9 of 77/4	17 15 4	12 of 33/3	25 0 0	
SECTION IV	Rogers		Mark I FM	6-12 weeks	30 9 0	3 7 4	9 of 66/10	15 5 1	12 of 28/6	21 0 0	
	Quads		FM Unit	Ex/stock	24 17 0	2 14 8	9 of 54/8	12 9 2	12 of 23/3	18 0 0	
SECTION V	AMPLIFIERS		Armstrong	FM 61	Ex/stock	22 1 0	2 8 6	9 of 48/6	11 0 6	12 of 20/8	17 10 0
	Armstrong		A10	Ex/stock	32 10 0	3 11 6	9 of 71/6	16 5 8	12 of 30/5	32 10 0	
SECTION VI	Rogers		Junior	Ex/stock	26 0 0	2 17 2	9 of 57/2	13 0 6	12 of 24/4	26 0 0	
	Leak		TL.12A	Ex/stock	32 11 0	3 11 7	9 of 71/7	16 5 8	12 of 30/6	32 11 0	
SECTION VII	LOUDSPEAKER UNITS		Leak	TL.25A	Ex/stock	43 2 0	4 14 9	9 of 94/9	21 11 9	12 of 40/4	43 2 0
	Wharfedale		Super 3	Ex/stock	6 19 6	—	—	—	—	5 0 0	
SECTION VIII	Wharfedale		Super 8	Ex/stock	6 19 6	—	—	—	—	5 0 0	
	Wharfedale		Super	Ex/stock	17 10 0	1 18 6	9 of 38/6	8 15 11	12 of 16/4	17 10 0	
SECTION IX	Wharfedale		W.15 ES	Ex/stock	17 10 0	1 18 6	9 of 38/6	8 15 11	12 of 16/4	17 10 0	
	Goodmans		Trebox	Ex/stock	5 9 3	—	—	—	—	5 9 3	
COMPLETE LOUDSPEAKER ASSEMBLIES											
SECTION X	Goodmans		Midax	Ex/stock	11 16 0	—	—	—	—	11 16 0	
	Lowther		Acoustica	Ex/stock	37 16 0	4 3 1	9 of 83/1	18 18 0	12 of 35/5	37 16 0	
SECTION XI	Lowther		T.P.1.	Ex/stock	96 0 0	10 11 1	9 of 211/1	48 0 0	12 of 90/-	96 0 0	
	Tannoy		Canterbury	Ex/stock	57 15 0	6 7 0	9 of 127/-	28 17 6	12 of 54/1	57 15 0	
SECTION XII	Tannoy		York	Ex/stock	75 0 0	8 5 0	9 of 165/-	37 10 9	12 of 70/3	75 0 0	
	Tannoy		G.R.F.	Ex/stock	122 0 0	13 8 4	9 of 268/4	61 0 6	12 of 114/4	122 0 0	
SECTION XIII	Tannoy		Autograph	6/8 weeks	165 0 0	18 3 0	9 of 363/-	82 10 3	12 of 154/8	165 0 0	
	Westrex		—	Ex/stock	169 0 0	18 11 9	9 of 371/9	84 10 9	12 of 159/10	169 0 0	
TAPE DECKS, ETC.											
SECTION XIV	Truvox		Mark I'	Ex/stock	23 2 0	2 10 9	9 of 50/-	11 11 9	12 of 21/7	23 2 0	
	Wearite		Stereo	Ex/works	47 10 0	5 4 6	9 of 104/6	23 15 0	12 of 44/7	47 10 0	
SECTION XV	Collaro		Mark III	Ex/stock	23 2 0	2 10 9	9 of 50/9	11 11 9	12 of 21/7	23 1 0	
	Wearite		Model 2A	Ex/stock	35 0 0	3 17 0	9 of 77/-	17 10 9	12 of 32/9	35 0 0	
SECTION XVI	Wearite		Model 2B	Ex/stock	40 0 0	4 8 0	9 of 88/-	20 0 0	12 of 37/6	40 0 0	
	Wearite		Model 2C	Ex/stock	45 0 0	4 19 0	9 of 99/-	22 10 3	12 of 42/2	45 0 0	
SECTION XVII	E.M.I.		Stereo Deck	Ex/stock	122 17 0	13 10 3	9 of 270/3	61 8 6	12 of 115/2	122 17 0	
	COMPLETE TAPE RECORDERS										
SECTION XVIII	Elizabethan		'56	Ex/stock	54 12 0	6 0 1	9 of 120/1	27 6 2	12 of 51/2	54 12 0	
	Elizabethan		'57	Ex/stock	68 5 0	7 10 1	9 of 150/1	34 3 0	12 of 63/1	68 5 0	
SECTION XIX	Grundig		TK5	Ex/stock	54 12 0	6 0 1	9 of 130/1	27 6 2	12 of 51/2	54 12 0	
	Grundig		TK8	Ex/stock	75 12 0	8 6 3	9 of 166/3	37 16 5	12 of 70/10	75 12 0	
SECTION XX	Grundig		TK320	Ex/stock	99 15 0	10 19 5	9 of 219/5	49 17 5	12 of 93/6	99 15 0	
	Ferrograph		3/AN	4/6 weeks	79 16 0	8 15 6	9 of 175/6	39 18 9	12 of 74/9	79 16 0	
SECTION XXI	Ferrograph		3/AN/H	4/6 weeks	94 10 0	10 7 10	9 of 207/10	47 5 2	12 of 88/7	94 10 0	
	CABINETS										
SECTION XXII	Heals		Console	Ex/stock	30 0 0	3 6 0	9 of 66/-	15 0 0	12 of 28/6	30 0 0	
	Leak		Contemporary	4/6 weeks	22 15 0	2 10 0	9 of 50/-	11 7 6	12 of 22/3	22 15 0	
SECTION XXIII	Classic		Functional	Ex/stock	14 14 0	1 12 4	9 of 32/4	7 7 0	12 of 15/-	14 14 0	
	Classic		Contemporary S/U	Ex/stock	18 18 0	2 1 6	9 of 41/6	9 9 0	12 of 19/3	18 18 0	
SECTION XXIV	Classic		Contemporary D/U	Ex/stock	28 7 0	3 2 0	9 of 62/-	14 4 6	12 of 27/-	28 7 0	

(6 MONTHS CREDIT. NO EXTRA CHARGES. BANKERS' ORDER or 5 CHEQUES WITH ORDER)

WHAT A SELECTION!


Full mail order and export facilities. Full facilities for comparative demonstrations and free technical advice. Wide range of cabinets from the simplest to the best. Come to the Hi/Fi Pioneers

CLASSIC ELECTRICAL COMPANY LIMITED

Telephone 352/364 LOWER ADDISCOMBE ROAD, CROYDON, SURREY
 ADDIScombe 6061/2 Bus services 59a, 54, 12 & Green Line 725. Nearest Stns.: Woodside, Addiscombe E. Croydon. Telegrams Classifi, Croydon, Surrey



KLYSTRON POWER UNIT TYPE 698B



THE Power Unit Type 698B which is now available for immediate delivery, is designed to provide H.T. and L.T. supplies for high voltage Klystron valves. All the H.T. supplies are stabilised, the output being less than 0.5 per cent of the input voltage changes. Internal Oscillators provide square wave and saw-tooth wave modulation and switching enables either the internal modulation or modulation from an external source, to be applied to the grid or reflector voltages. A switch position is also provided for operation under C.W. conditions.

STABILISED H.T. OUTPUTS

Cathode Volts	Cathode Current	Grid Volts		Reflector Volts	
		Max.	Min.	Max.	Min.
—2.4 kV (Max.)	18mA	—220V	0	—500V	0
— 1 kV (Min.)	10mA	—100V	0	—280V	0

Stabilisation: Output change of less than ± 200 mV for input change of 210—250V.

Ripple Voltage: Not greater than 20mV R.M.S.

Regulation: Output Impedance less than 500 ohms at 10mA

L.F. OUTPUTS

Rating: 4.0V D.C. at 1.4A.
Ripple: Less than 150mA R.M.S.

Write for full details of this or any other Airmec instrument which will be forwarded gladly upon request.

AIRMEC LIMITED
HIGH WYCOMBE BUCKINGHAMSHIRE ENGLAND

CABLES: Airmec, High Wycombe

TEL.: High Wycombe 2060



V.H.F. radio telephones

Radio links with type RL equipment are a practical, economic and reliable alternative to landlines.

V.H.F. Radio telephones are particularly suitable where contact is to be maintained between isolated communities and individual subscribers remote from main trunk routes.


A.T.E. single-channel v.h.f. equipment type RL is designed for a variety of applications where an easily installed and simply maintained system is required. Over any type of terrain it provides normal point to point communication or, alternatively, it can be linked in with existing telephone circuits without modification of equipment.

***The equipment has the following characteristics**

MAINS OR BATTERY OPERATED • AMPLITUDE OR FREQUENCY MODULATED • OPERATES IN RANGE

54-186Mc/s • TRANSMITTED POWER 0.6W-10W

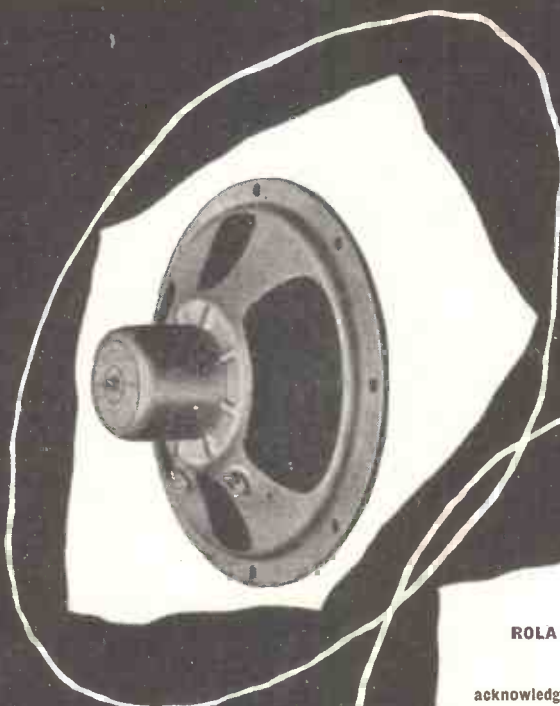
Typical mains operated terminal equipment. It comprises two transmitter / receiver units, two signalling / power units and a transmission measuring set.



AUTOMATIC TELEPHONE & ELECTRIC CO. LTD.

STROWGER HOUSE • ARUNDEL STREET • LONDON, W.C.2

Telegrams : Strowger Estrand London. Telephone : TEMple Bar 4506 *Strowger Works, Liverpool, 7.*



ROLA CELESTION—

acknowledged leaders for over 30 years in
the design, development and manufacture
of loudspeakers for all purposes . . . world
famous for quality of reproduction, sensi-
tivity in performance and long life under
all climatic conditions.

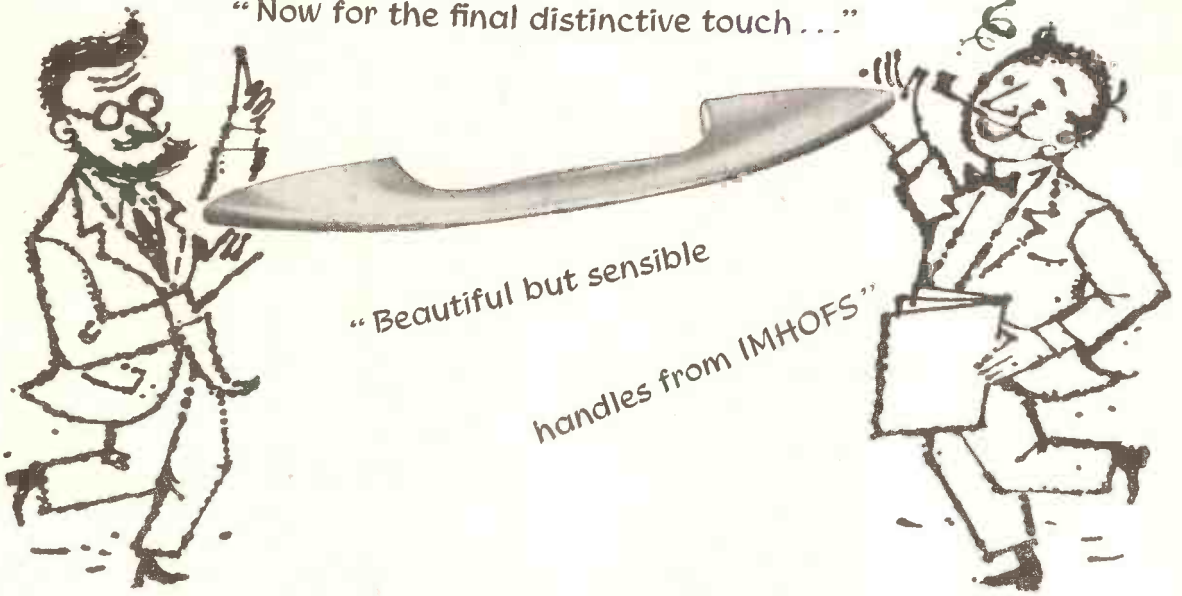
**LOUDSPEAKERS
FOR ALL
PURPOSES**

**ROLA
CELESTION**



















Rola Celestion Ltd. FERRY WORKS THAMES DITTON, SURREY
Telephone: EMBerbrook 3402

LGB


"Now for the final distinctive touch..."



"Beautiful but sensible handles from IMHOFS"

 27A	 23A	 28	 11	 14E	 20A
 22	<p>APEARANCES count so much when it comes to selling your product. That's why so many manufacturers choose elegant and practical Imhof handles. There's a handle for virtually every job, and delivery can be made in days from large stocks. Even better—let Imhofs supply you with standard cases or racks, as well. Strong and beautifully designed, they are the perfect complement to your product. Write now for free comprehensive catalogue.</p> <p>for handles it's</p> <p>IMHOFS</p> <p>ALFRED IMHOF LIMITED Dept.M11 112-116 New Oxford Street London WC1 Tel: MUSEum 7878</p>				 21B
 21A					 24A
 35B					 18
 32E					 16
 37					 10A
 20B					 19

In a single application, Araldite epoxy resins combine such diverse functions as bonding, impregnating, insulating and providing surface finishes of remarkable protective value. This rotating magnet generator, made by Ericsson Telephones Limited for telecommunication equipment, has a greater output than other generators of the same drive torque. It incorporates heavy-gauge iron sheet laminations bolted between diecast alloy end cheeks, and the coil is separately wound on to a moulded bobin which, when assembled, forms an integral part of the lamination structure. Dimensional accuracy between the end cheeks must be combined with a relatively large dimensional tolerance on the thickness of the laminations, and Araldite Surface Coating Resins have proved indispensable for impregnating the coil, locking the laminations, and imparting an excellent surface finish to equipment which also conforms to tropical specifications.



Combined operations

Araldite epoxy resins are used

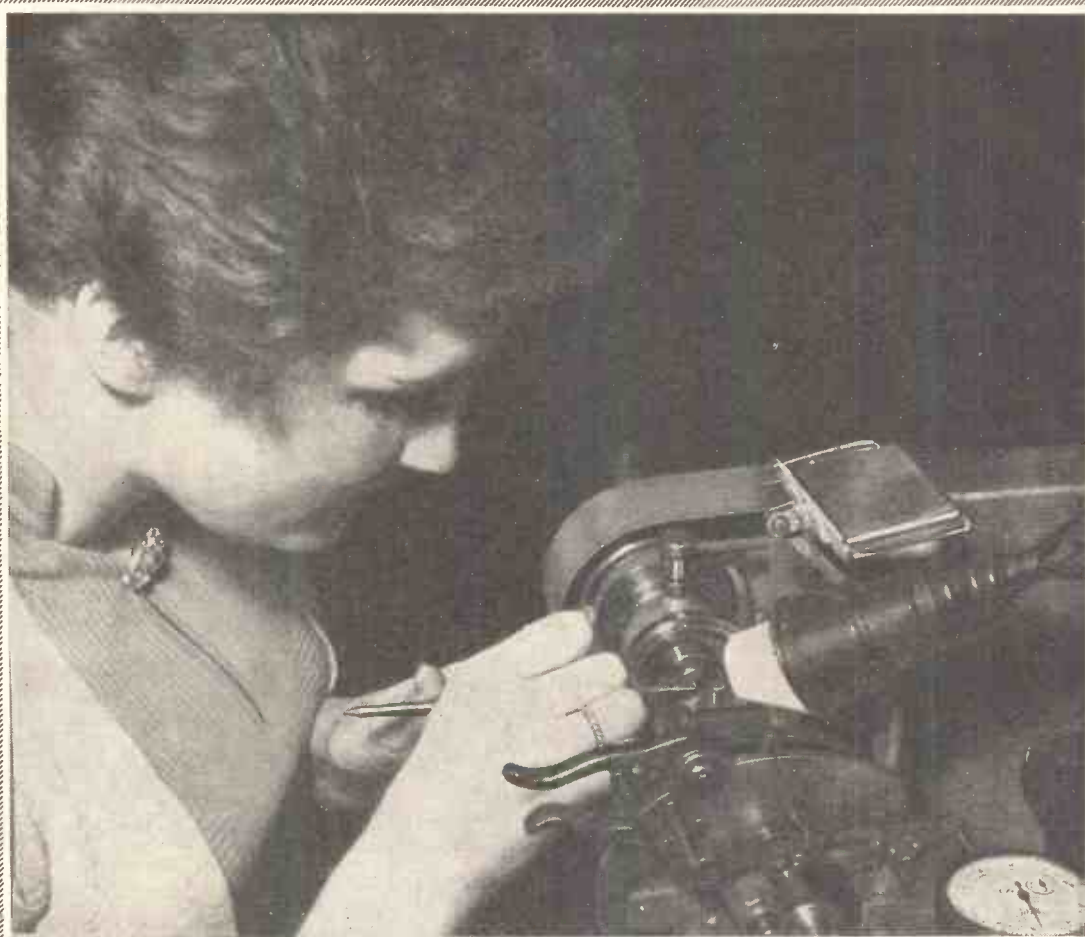
- * for bonding metals, porcelain, glass, etc.
- * for casting high grade solid electrical insulation
- * for impregnating, potting or sealing electrical windings and components
- * for producing glass fibre laminates
- * for making patterns, models, jigs and tools
- * as fillers for sheet metal work
- * as protective coatings for metal, wood and ceramic surfaces

Araldite epoxy resins


Araldite is a registered trade name

Aero Research Limited A Ciba Company, Duxford, Cambridge. Telephone: Sawston 2121

AP 321



Sapphire Mounting

"Why  is best" series No. 8


EXTREME accuracy and delicacy of touch is required by the skilled operator in mounting the sapphire stylus point in the metal shank. The illustration above shows an operator at the Garrard factory inserting a sapphire, which is twenty-thousandths of an inch diameter, into the metal shank and burnishing its end to hold the sapphire in position. Specially designed machines are in everyday use in the Garrard factory to perform the many intricate operations necessary to produce the world's finest record playing equipment. One more reason why Garrard units are the finest in the world.

Garrard AUDIO
PERFECTION

THE GARRARD ENGINEERING AND MANUFACTURING CO. LTD SWINDON · WILTS

THESE HIGH Q COILS

are now even easier to install



Designers of communications equipment, will welcome the new mounting and terminating arrangements of the Mullard 25mm and 36mm pot cores.

Unique design features that make installation easier than ever, include positions for tag boards on three sides and a new system of fixing, which eliminates the need for additional mounting plates.

Combining constructional advantages with sound technical performance, these 25mm and 36mm pot cores take full advantage of the low loss of Ferroxcube to produce inductances of up to 30 henries, together with high Q values over a wide frequency range. As an additional service these pot cores can be supplied wound to individual specifications, if required.

Write now for full details of the comprehensive range of Mullard pot cores currently available.

Outstanding features

- * Controllable air gap, facilitating inductance adjustment
- * Self screening
- * Controllable temperature coefficient
- * Operation over a wide frequency range
- * Ease of winding, and assembly


Mullard



'Ticonal' permanent magnets
Magnadur ceramic magnets
Ferroxcube magnetic cores

Mullard Ltd., Component Division, Mullard House, Torrington Place, W.C.1

PHOTO-ELECTRIC CELLS



Cinema-Television Limited have been designing and manufacturing photo-electric cells for over a quarter of a century as a result of which they can now offer a service and 'know-how' second to none.

With over 80 different types of photo-cell in the current manufactured range there is a type suitable for practically every known application and an equivalent for almost every cell manufactured in the world.

We shall be pleased to discuss your particular requirement and can manufacture special cells where required. Full data sheets are available on request.



CINEMA TELEVISION LTD

A COMPANY WITHIN THE RANK ORGANISATION LIMITED
 WORSLEY BRIDGE ROAD · LONDON · S.E.26
 HITHER GREEN 4600



Are you out on a limb

with fluctuating mains voltage?

Does the solution to your problem still elude you even after hours of research? At 'Advance' there are mains voltage stabilisation specialists ready to help. From their long experience, backed by the most comprehensive range of Constant Voltage Transformers available in this country, they could probably select a standard type that would end all your difficulties.

In any event, if you have any problem that involves mains voltage fluctuations, the right move is to consult 'Advance' first.

Advance to the rescue



CONSTANT VOLTAGE TRANSFORMERS

Full technical details available—Leaflet W28

ADVANCE COMPONENTS LIMITED

GD11

ROEBUCK ROAD • HAINAULT • ILFORD • ESSEX • Telephone: Hainault 4444

Don't spoil your ship!

In terms of cost the solder content of your products may be negligible. In terms of quality, dependability, *your* reputation, it is all-important. Why not act today? You've only to tell your buyer — "*Switch to Superspeed*" — and you can relax in the knowledge that all your risks are underwritten by the greatest name in soldering history.

ENTHOVEN


Superspeed



incorporating Enthoven's unique 6-channel stellate core, is unchallenged as the most efficient cored solder wire for general assembly work on radio, television, electronic and telecommunication equipment. But remember, too, that there is an Enthoven solder product for every other engineering and manufacturing application. And

Enthoven *always* means the best! If *you* use solder, please write today for the new edition of our brochure "*Enthoven Solder Products*" — or consult us, quite freely, on your particular problems.

Whenever soldering is discussed, *ENTHOVEN* enters the argument. It's a name that represents 150 years' experience in non-ferrous metals, and an incomparable record in research and development.




ENTHOVEN

SOLDER PRODUCTS

Champion

High-Fidelity unit equipment for the home



**Model 853
Power Amplifier**



The complete power amplifier for use with either of the 2 other models (853A or 854). It is supplied in a beautifully finished polished wood cabinet which can be placed on a side table or bookshelf and will blend harmoniously in any room.

TECHNICAL DETAILS

The amplifier is based on a circuit developed by Mullards incorporating an ultra linear output-stage and contains a Power Supply for a Pre-amplifier and F.M. Tuner.

Maximum power output 11 watts. Frequency Response 1 watt within 1 db. 10 c/s — 20,000 c/s—at 10 watts within 1 db. 30 c/s — 15,000 c/s.

Output impedance (Speech Coil): 15 ohm or 3.75 ohm. Mains Supply: 200-250 volts 50-60 c/s A.C. or 100-130 volts 50-60 c/s A.C.

**22 gns.
NO TAX**

**Model 853A
Pre-Amplifier
Control Unit**



The Pre-Amplifier comprises a low noise, low distortion amplifier with tone controls and low pass filters. The first stage gives balanced compensation for five recording characteristics used by the leading recording companies in England and the U.S.A. This is effected by the use of frequency selective negative feedback. The tone control circuits give continuously variable control of both bass and treble frequencies.


TECHNICAL DETAILS

Input selector.

- (1) Tape/Radio Replay.
 - (2) R.I.A.A.
 - (3) A.E.S. and R.C.A. ORTHO.
 - (4) Col. L.P. and F.F.R.R.
 - (5) N.A.R.T.B. and H.M.V. L.P.
 - (6) British 78 R.P.M.
 - (7) Microphone.
- Treble and Bass Control.
Volume Control.
Low Pass Filter. Switched 10 K c/s. 7 K c/s. 5 K c/s level. Dimensions 15" x 4 1/2" x 4 1/2".

**18 gns.
NO TAX**

**Model 854
Pre-Amplifier and
F. M. Tuner**



The Master Control comprises a low noise, low distortion tone control pre-amplifier and a sensitive VHF/FM tuner covering the frequency range 88-95 Mc/s, housed in a handsome polished wood cabinet matching the Main Amplifier Model 853.

TECHNICAL DETAILS

Input Selector.

- (1) Mains OFF Switches off mains to Power Supplies in Model 853.
 - (2) FM Tuner.
 - (3) L.P. Records,
 - (4) 78 Records,
 - (5) Tape/Radio Replay,
 - (6) Microphone, Volume Control.
- Treble and Bass Controls.
Tuning Control.
Tuning Indicator,
Magic Eye. Mullard EM 81. Dimensions 15" x 8 1/2" x 9 1/2".
£25.0.4 + £9.12.8 P.T.

**33 gns.
INC. TAX**

Model 875 "Golden Concerto"

High Fidelity Record reproducer. Separately constructed acoustical chamber using three speakers—one 12in. and two 5in. P.M. speakers. 10-watt Hi-Fi output. Separate Bass and Treble control. Latest 4-speed mixer changer. Socket for VHF Tuner, microphone or tape recorder. The record storage is an additional advantage making the "Golden Concerto" one of the finest and most compact Record reproducers on the market.

69 gns. INC. TAX



Champion ELECTRIC CORPORATION

London Office & Showrooms: 8 Eccleston Street, S.W.1. Works: Newhaven, Sussex.

***With the Champion High-Fidelity you will become aware of a new excitement in music; suprised and delighted to hear with extraordinary realism your favourite works, which before lacked clarity.**

IT'S GOOD BUSINESS TO INVEST IN RCA BROADCAST EQUIPMENT



RCA engineering combines quality and long-range economy

Because there's more to radio equipment than its initial cost, economy minded broadcasters prefer RCA equipment...their best insurance for safeguarding their investments and building profits. They realize that many RCA broadcast transmitters with more than 25-years of service are operating today because RCA has engineered and manufactured its broadcast equipment to meet the highest standards.

Why RCA Broadcast Equipment Reduces Operational Expenditures

- RCA uses the highest quality circuits and components — gives you a wide safety margin of operations, minimizes costly, time-consuming replacement.
- Superior specifications include superlative wiring — for longer service without re-wiring.
- Long tube life in RCA Broadcast Equipment often saves more money in the long run than the initial cost of less carefully engineered equipment.
- Higher trade-in value for RCA equipment.

FROM THE STATION LOGS

Here are a few of the many station reports from all over the world, describing long tube life in RCA Broadcast Equipment. When these reports were received, the tubes were still going strong:

- 94,613 hours:** RCA final amplifier triode in RCA 10 KW medium wave transmitter, at KPOJ, Portland Oregon.
- 62,000 hours:** RCA final power triode, in RCA 50 KW medium wave transmitter at KDKA, Pittsburgh, Pennsylvania.
- 46,115 hours:** RCA final power triode in RCA 1 KW short wave AM transmitter at DZMB, Manila, Philippines.
- 33,738 hours:** RCA mercury-vapor rectifier, in RCA 50 KW short wave transmitter at Canadian Broadcasting Corporation.

RCA offers a complete line of Broadcast Transmitters ranging from 250 watts to 250 kilowatts. Consult your RCA Distributor or write Dept. BE-49-K at the address below for complete information.



**RCA INTERNATIONAL DIVISION
RADIO CORPORATION OF AMERICA**
30 ROCKEFELLER PLAZA, NEW YORK 20, N. Y., U. S. A.

Trademark(s) Registered

MINIATURE CERAMIC CAPACITORS

FIXED & VARIABLE

MINIATURE CERAMIC CAPACITORS AND TRIMMERS for Radio, T.V., Electronic Appliances & Interference Suppression. MICRODISC TRIMMERS for printed circuits.

Vast range, new designs. Our Capacitors and Trimmers are of unsurpassed quality to build reliability that sets standard of long life and trouble free performance, and are used throughout the world by leading manufacturers.

T.C. range:— P100, NPO, N100, N220, N500, N750, and High-K materials with permittivity of 2500 and 4000.

FIXED

CAPACITORS:—


Disc, Tubular and Pearl.

TRIMMERS:—

Disc and Tubular

& FINEST QUALITY CERAMIC INSULATORS

!LOW LOSS, METALLIZED, GROUND, etc.



Radio & T.V. Ceramics in Low Loss High Frequency material

Valve Holder Bases, Switch Stators, Coil Formers—r.b. bed and metallized, Stand-off feed-through Bushes, Pillars, hermetic seals, etc. Many types of metallized Bushes, seals, pillars, tubes, etc., for all applications.

Please apply for further details and Prices.

If you want to improve the quality of your products, send us your enquiries for fixed Capacitors, Trimmers and Ceramic Insulators. Catalogues of a very wide range of standard types are available on request.

STEATITE INSULATIONS LTD.,
25 SOMERSET ROAD, EDGBASTON, BIRMINGHAM, 15.


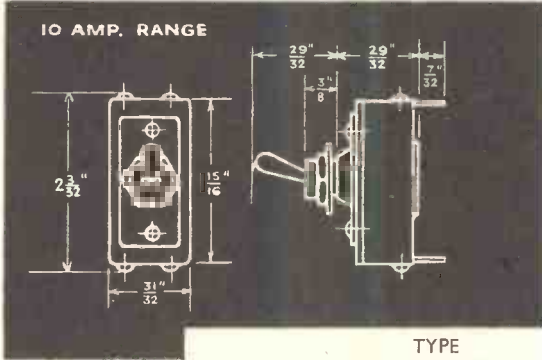
Telephone: EDGBASTON 5381/2.

Telegraphic Address: "STEATITE-BIRMINGHAM, 15"



By Appointment to the Professional Engineer

TOGGLE SWITCHES



TYPE	CAT. No.
SINGLE POLE CHANGE OVER OPERATION.	501056
DOUBLE POLE ON/OFF OPERATION.	500705
As 500705, but fitted for two-hole mounting by 4 B.A. bushes on 1 3/16" fixing centres.	501089
DOUBLE POLE ON/OFF. Dimensions and finish of bush and lever to conform to current RCL 151.	501402

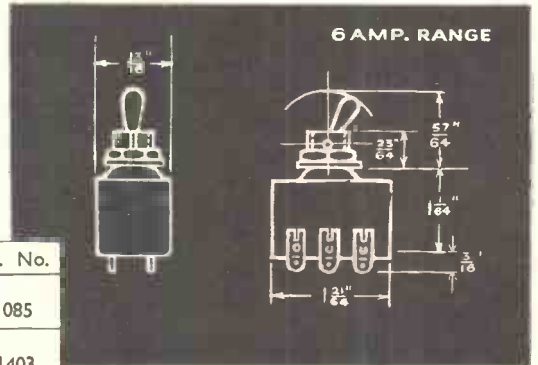

10 AMP

SWITCH RATINGS:
10 amps. at 250 volts AC/DC
AVERAGE INTERNAL RESISTANCE:
Less than .002 ohm.
CONTACTS AND TERMINALS:
Silver clad phosphor bronze.

6 AMP

The Painton 6 Amp. Toggle Switches are designed to conform to the performance requirements of appropriate R.C.S.C. Specification.

SWITCH RATINGS:
6 amps. at 250 volts AC/DC
AVERAGE INTERNAL RESISTANCE:
Less than .002 ohm.
CONTACTS AND TERMINALS:
Silver clad phosphor bronze.



TYPE	CAT. No.
DOUBLE POLE CHANGE OVER. Dimensions shown in line drawing. Heavy duty chrome finish.	501085
DOUBLE POLE CHANGE OVER. Dimensions and finish of Bush and Lever to conform to current RCL 151.	501403
DOUBLE POLE CHANGE OVER. Bush and Lever Dimensions to conform to current RCL 151 but with chrome finish.	501521

PAINTON
Northampton England

CATHODEON




Quartz Crystal Units

Prompt delivery and competitive prices of all
crystal types in the frequency range 1,000 Kc/s to 75,000 Kc/s.

CATHODEON CRYSTALS LIMITED
LINTON · CAMBRIDGESHIRE
Telephone : LINTON 223





new -hp- 560A DIGITAL RECORDER

**Continuous digital record
for your frequency counter!**

**Prints 11-digit information
at 5 lines per second**


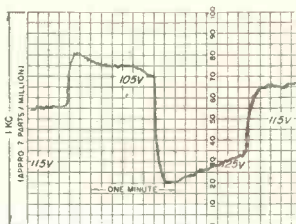
**Controlled by electronic or
mechanical devices**

**Direct print-out from
all -hp- counters**

**Analog output for strip-chart
recorder**

**Expanded scale; full scale can
represent 1/107**

Frequency stability vs. line
voltage; 150 MC oscillator



SPECIFICATION

Accuracy: Identical to that of basic counter; used.

Printing Rate: Controlled by counter, 5 lines/sec. max.

Digit Capacity: 11 digits per line.

Driving Source: Parallel entry staircase voltages derived from standard digital frequency counters such as Hewlett-Packard types. Staircase descends from +135 v. to +55 v. as the count progresses from 0 to 9. Internal impedance of staircase source should be approximately 700,000 ohms.

Print Command Signal: 1 μ sec. or greater, positive or negative pulse, 15 volts p-p or greater.

Paper Required: Standard 3in. roll or folded paper.

Line Spacing: Single or double, adjustable.

Analog Signal: Any three consecutive digits may be selected by selector switch. Output is function of selected digits. For example, if consecutive digits were 3, 8 and 6, output voltage would be 38.6 millivolts or 0.386 ma.

Output Available: 1 milliamp for galvanometer strip-chart recorders. 100 millivolts for potentiometer strip-chart recorders.

Power: 105/125 volts, 60 cycles, 250 watts.

Dimensions: Cabinet Mount: 20½in. wide, 12½in. high, 18½in. deep. (Rack Mount available.)

Weight: Net 60lb. Shipping 100lb.

Accessories Available: 1052-24, 3in. folded paper, 487carton.

Price: Price on request.

Data subject to change without notice

Price f.o.b. factory

Model 560A is a new kind of continuous duty instrument designed from the chassis up for digital recording of frequency counter output and similar information. It is specifically useful in recording time functions, telemetered data, information to be monitored, tabulated and plotted and system drift phenomena. It is also a convenient digital/analog converter for strip-chart production.

Frequency counter accuracy

Since -hp- 560A is a slave to its information source, accuracy is that of the counter or other source. The instrument's motor-driven print mechanism comprises 11 number wheels and associated mixing-comparator circuits. The print mechanism is controlled by a staircase voltage and external print command pulse. The availability of 11-digit lines means secondary or coding data may be printed on the same line as primary data.

Complete details from your -hp- representative, or write direct.

HEWLETT-PACKARD COMPANY

Represented by:

LIVINGSTON LABORATORIES

RET CAR STREET · LONDON, N.19, ENGLAND


Tel: Archway 6251



speed, convenience, accuracy, value

ACOUSTICAL

THE QUAD ELECTROSTATIC LOUDSPEAKER



To those who are awaiting the availability of this loudspeaker, we are very pleased to say that it is now in production and that orders are being accepted through our usual channels. It is likely that demand will exceed supply for some time — in waiting for your delivery please remember that we are allocating supplies as fairly as we can.


Details will gladly be sent if you ask for our descriptive booklet.

ACOUSTICAL MANUFACTURING COMPANY LTD.
HUNTINGDON, HUNTS. Telephone: HUNTINGDON 361.

VALVES for INDUSTRY

*Power rectifiers
High vacuum rectifiers
Transmitting valves
Valves for R.F. heating
Thyratrons
Voltage Stabilisers*

The new brochure published by English Electric Valve Co. Ltd., gives data of the widest range of valves for industry, communications, radar and broadcasting made in Great Britain. A copy of this publication will be sent on request.



*Magnetrons
Klystrons
Travelling wave tubes
Television camera tubes
Cathode ray tubes
Transistors*

'ENGLISH ELECTRIC'

ENGLISH ELECTRIC VALVE CO. LTD.



*Chelmsford, England
Telephone: Chelmsford 3491*

Here is the best
selling point!



POWER-POINT

A revolutionary miniature *ceramic* record player cartridge with two sapphire tips.

POWER POINT is a proved sales success—over 3,000,000 have already been sold abroad!


POWER POINT can be fitted to all popular pick-up arms.

POWER POINT is so easy to handle and so quick to replace—it solves your stylus replacement problems!

POWER POINT gives higher fidelity, longer life, and reduces record wear to a minimum.

OVER 3,000,000 **POWER-POINTS**

**LISTEN
TO THIS**



POWER POINT is backed by attractive display material and a carefully planned advertising campaign.

POWER POINT is a "must" for anyone with a record player!

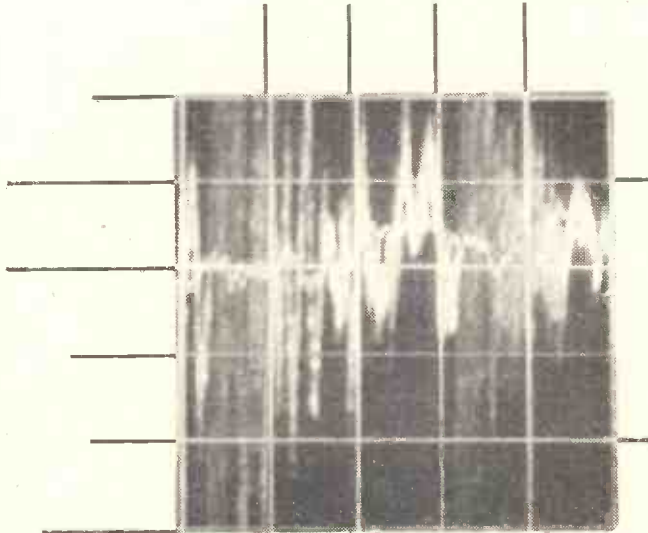
**£1,000 IN PRIZES!
A EUROPEAN TOUR
FOR WINNING
Wholesalers and Retailers!**

T.V. Sets, Radios and Record Players
for **your** customers!

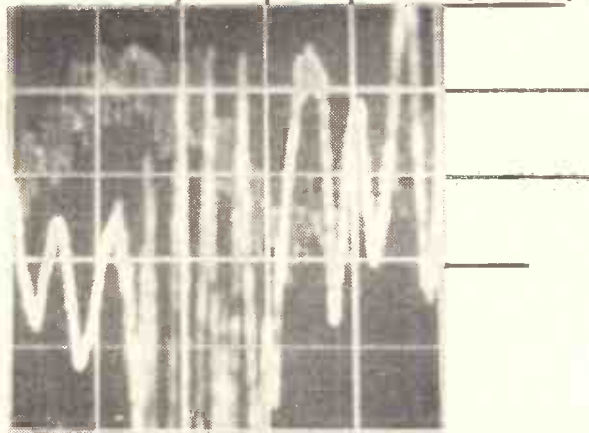
**You can profit from
POWER POINT!**

FOR FULL DETAILS
write to:—**E. V. LIMITED,**
Camp Bird House,
Dover Street, London, W.1.
Telephone: Hyde Park 8292.

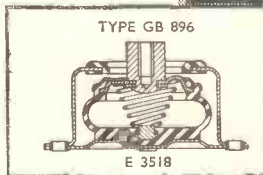
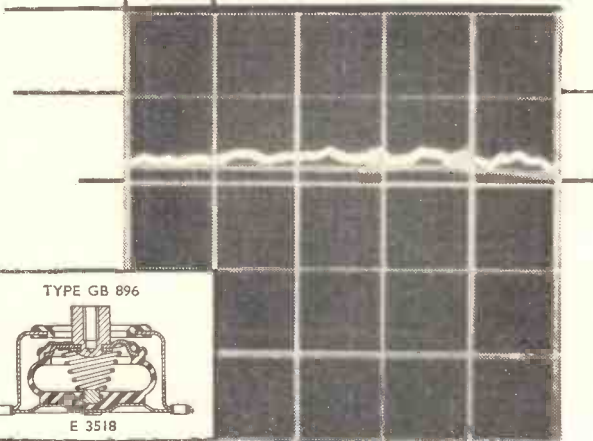
ARE ALREADY IN USE ABROAD!



Isolator "A" with some damping, but snubbing at resonance (15 c.p.s.). Metal to metal impact. Transmitted acceleration approx. 12 g. for sinusoidal input of ± 0.028 ". Envelope contains transients as high as 10,000 c.p.s.



Isolator "B" with little damping, but with rubber buffers to reduce shock at resonance (15 c.p.s.). High frequency transients reduced but transmitted acceleration still approx. 12 g. for same input.



"BARRYMOUNT" Isolator. Non-linear, air-damped. No snubbing at resonance (8 c.p.s.). Transmitted acceleration for slightly increased input (± 0.030 ") is 0.62 g. Note sinusoidal waveform of equipment.

Nett Gain < 1?

Where airborne application of instrumentation is concerned, it is all too easy to find "progress" has resulted in the substitution of one element of chance, not necessarily human, for another and the nett gain can actually be well below unity.

The new enemy is vibration. The more complex and sensitive the equipment, the more potent is the enemy, and protection against vibration becomes part of the design problem. Attempts to achieve isolation have often magnified the problem, for it is obvious that if a major component of the offending vibration happens to be at the resonant frequency of the isolator employed, danger is increased by the isolator itself.

To keep the resonant frequency of the isolator low is not a complete answer. In fact there is, as yet, no complete answer. But by far the nearest approach is today provided by "BARRYMOUNT"

Isolators, the principle of which is the complementary performance of non-linear springing and air-damping. Even at resonance "BARRYMOUNT" Isolators offer quite spectacular freedom from vibration, as the accompanying un-retouched oscillographs of transmitted acceleration show.

We shall be happy to tell you all you want to know about "BARRYMOUNT" Isolators. We shall be even happier to mount your "problem unit", in your presence, and give it "the works".

Your equipment rides safely on the



"BARRYMOUNT" and "BARRY B MOUNT" are Registered Trade Marks CEMENTATION (MUFFELITE) LTD. 20 ALBERT EMBANKMENT, LONDON, S.E. 11 TELEPHONE RELIANCE 6556

Internationally accepted...




leading technicians
throughout the world
use the
Mullard
Dual Trace Oscilloscope

**The DUAL TRACE OSCILLOSCOPE
TYPE LI01 MARK 2 as used by**

- Research Laboratories
- Government Establishments
- Communications and Television Development Laboratories
- Hospitals
- Universities
- Computer Engineers
- Electricity Supply Authorities
- Audio Engineers
- Nucleonic Engineers
- Instrumentation Engineers
- Aircraft Manufacturers
- Telephone Manufacturers
- Oil Refineries

Scientists and technicians throughout the world recognise that the quick, easy and accurate way to measure and compare waveforms is to use the Mullard Dual Trace Oscilloscope L.101 Mk. 2. Many hundreds of these oscilloscopes are now helping to speed production and research.


Here are some of the advanced design features that have brought this instrument international recognition: Two signals can be locked steady on the graticule for comparison and measurement by the turn of a knob. Two amplifiers preserve their frequency response on all gain settings—each has a 4Mc/s bandwidth (0.1 μ s rise time) irrespective of sensitivity, and a maximum sensitivity of 20mV pk/pk-cm. There is no interaction between channels. Free running or triggered, the time base has sweep speeds from 0.1 μ s/cm to 10ms/cm and the trace may be expanded five times. Both voltage (\pm 5%) and time (\pm 10%) are measured by the null method and calibration accuracy is preserved by a well regulated power supply.



Manufacturers and design engineers are invited to write for full details of the Oscilloscope L.101 Mk. 2 and other instruments in the Mullard range.

MULLARD LIMITED · EQUIPMENT DIVISION · MULLARD HOUSE
TORRINGTON PLACE · W.C.1 · TELEPHONE: LANGHAM 6633





Thorn

ANNOUNCE THE SUCCESSFUL
PRODUCTION OF THE


ELECTROLUMINESCENT INDICATOR BLOCK with power pack *(if required)*

New • Space-saving • Economical

**The essential component for
MULTI-INDICATOR panels
and banks of indicators**

For those planning assemblies requiring banks or panels of illuminated indicators, here is the ultimate in simplification, space-saving and economy. The newly developed Thorn Electro-luminescent block which has overall dimensions of only $2\frac{3}{16}'' \times \frac{1}{2}'' \times \frac{5}{16}''$ contains five electro-luminescent areas each with its separate contacts. These blocks can be assembled in great numbers and only occupy a fraction of the present space utilised by lamp indicators.

POWER PACK Transistor power packs can be supplied as a complete installation if required.



Full information available now from:

AIRCRAFT COMPONENTS DIVISION • THORN ELECTRICAL INDUSTRIES LIMITED
GREAT CAMBRIDGE ROAD • ENFIELD • MIDDLESEX • TEL: ENFIELD 5340

Here today and tomorrow too!

Before investing in a new loudspeaker you will naturally wish to assure yourself it will not become obsolete in the near future. You need have no such fears with the Vitavox DUI20 Duplex Coaxial Loudspeaker. The advanced design and careful control at all stages of manufacture ensure years of reliable distortion-free satisfaction to the purchaser. Hear it — that will convince you more than any claims we may make.



VITAVOX

DUI20 DUPLEX COAXIAL

FULL RANGE LOUDSPEAKER




£19. 10s.

VITAVOX LIMITED

Westmoreland Road, London, N.W.9, England
Telephone: COLindale 8671



MARCONI



SURVEYED

PLANNED

MULTI-CHANNEL SYSTEMS VHF radio telephony was welcomed in its early days as an economic means of providing communication over inhospitable or undeveloped terrain. Today, such is the flexibility and reliability of multichannel radio equipment, that radio links carrying up to 600 telephone channels or a colour television programme are recognised as being preferable to the use of line or cable systems in many instances on grounds of performance as well as installation cost.

COMPLETE COMMUNICATION SYSTEMS — *all the world over*



INSTALLED



MAINTAINED

MARCONI'S & A.T.E. Co-operation between Marconi's and Automatic Telephone and Electric Co. Ltd., now brings together an unrivalled wealth of knowledge and experience for the benefit of all whose work lies in the field of telecommunications.

The Lifeline of Communication is in experienced hands

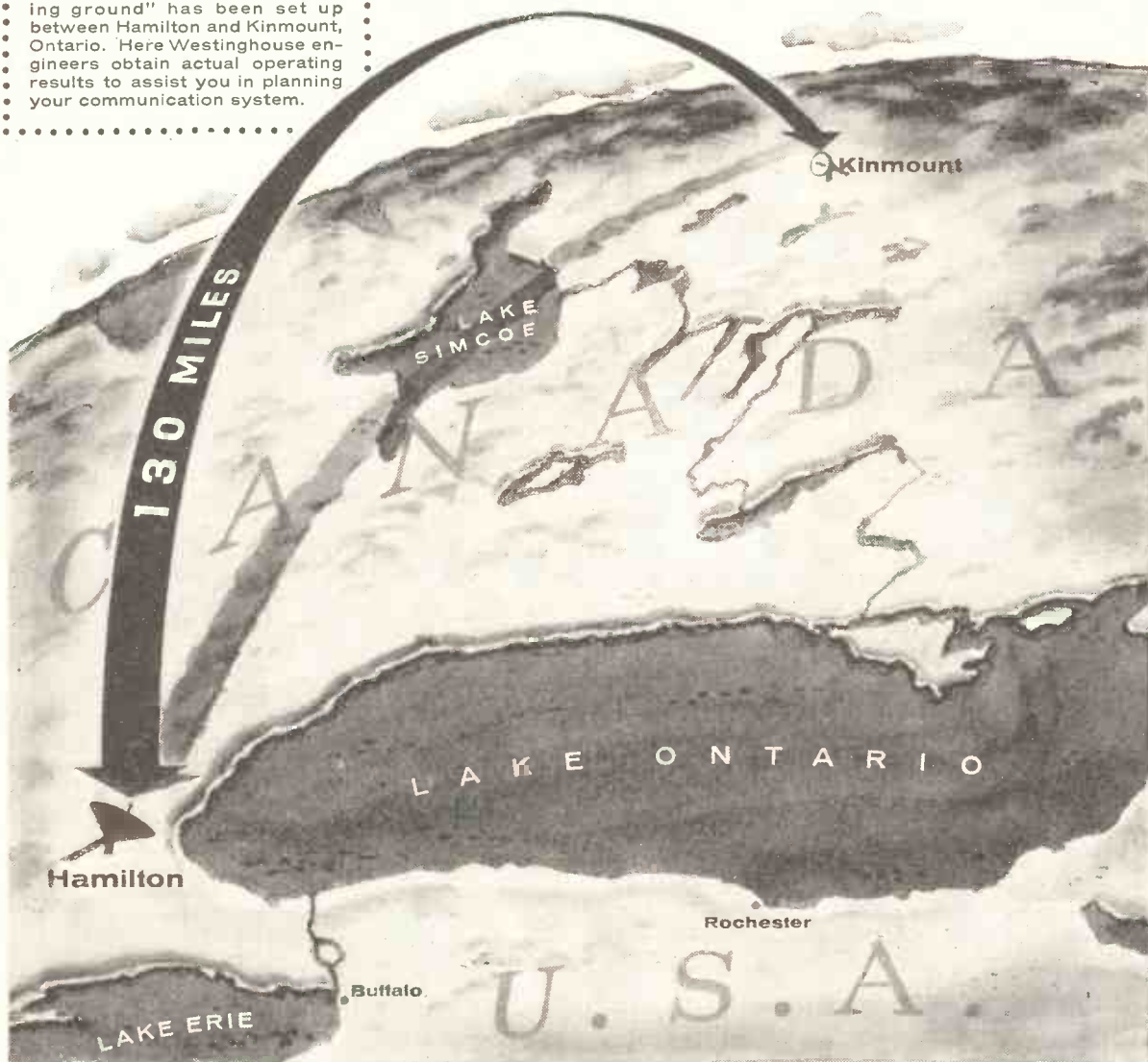


MARCONI

Complete Communication Systems

MARCONI'S WIRELESS TELEGRAPH COMPANY LIMITED, CHELMSFORD, ESSEX


.....
 • A 130-mile Westinghouse "proving ground" has been set up between Hamilton and Kinmount, Ontario. Here Westinghouse engineers obtain actual operating results to assist you in planning your communication system.
 •.....



ANOTHER WESTINGHOUSE FIRST!

57-B-745R

SHF "Scatter" Transmission



New Westinghouse 4400-5000 mc. Transmitting and Receiving Equipment is compactly and durably designed for truck mounting or fixed installation for either commercial or military application.

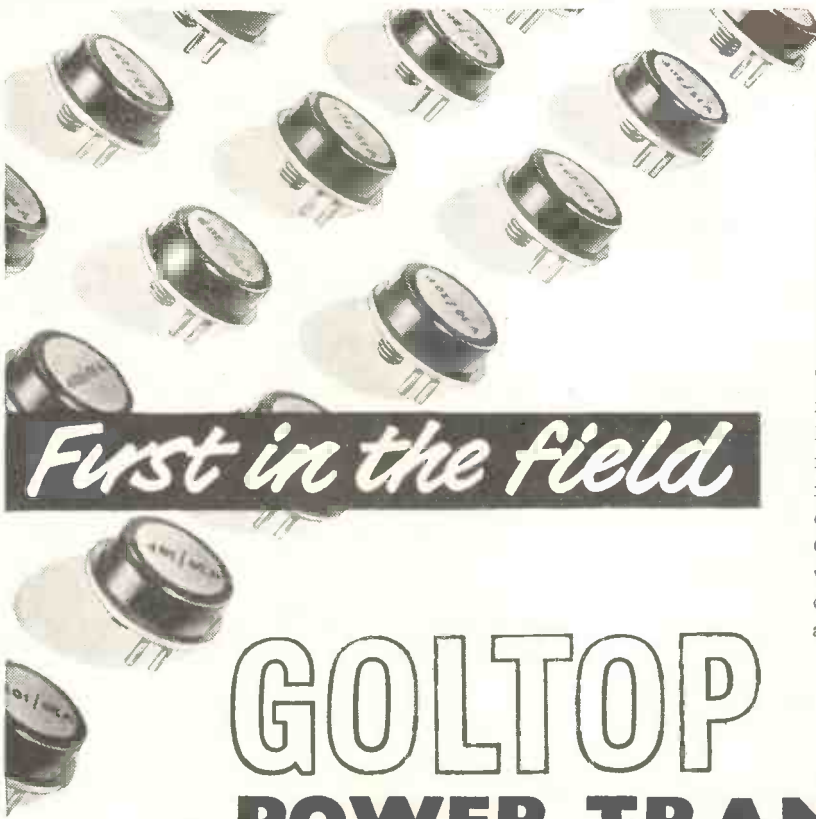
• Now for the first time in the communications field, scatter equipment for super-high frequency transmission for fixed or transportable operation has been introduced by Canadian Westinghouse.

• The new Westinghouse "Scatter" communications equipment is designed for high quality, high-reliability transmission of voice, teletype, telemetering, facsimile, television and data signals over hops of 100 to 200 miles. Voice capacity for multi-channel operation extends to 120-150 channels.

• Contact your local Westinghouse Sales Office for Descriptive Bulletin H83-100 or write Canadian Westinghouse Company Limited, Electronics Division, Hamilton, Canada.

WATCH WESTINGHOUSE ELECTRONICS

... WHERE BIG THINGS HAPPEN FIRST



First in the field


These have been in regular quantity production for the past two years, and have proved themselves reliable and stable in a *variety* of applications. They are admirably suitable for all forms of DC to DC or DC to AC Converters, High Power portable Amplifiers and Public Address Equipment. "GOLTOP" Power Transistors are the first to be offered for immediate delivery in quantity. Representing the latest developments in semi-conductor technique for power applications, these entirely British-made p-n-p Germanium Junction Transistors will open up entirely new fields to designers of industrial, commercial and military equipment.

GOLTOP POWER TRANSISTORS

available NOW in commercial quantities

<p>Available in 6 TYPES, all for 10-watts power dissipation: V15/10P. V15/20P. V15/30P. for 15 volts max. V30/10P. V30/20P. V30/30P. for 30 volts max.</p>		
Maximum Collector Power Dissipation (DC or Mean) for all types	$t_{amb}=25^{\circ}C$	$t_{amb} > 25^{\circ}C$ Reduction/ $^{\circ}C$
(1) Clamped directly on to 50 sq. in. of 16 S.W.G. aluminium	10W	200mW
(2) Clamped directly on to 9 sq. in. of 16 S.W.G. aluminium	4W	80mW
(3) As (2) but with 2 mil mica washer between heat sink and transistor	2W	40mW
(4) Transistor only in free air	1W	20mW

- * High power rating—up to 10W at audio and supersonic frequencies.
- * High current ratings up to 3A DC.
- * Long life.
- * Excellent resistance to mechanical shock.
- * Hermetic sealing and rigorous manufacturing control ensure uniformity and stability of a high order.




British Design, Materials and Craftsmanship

Data sheets gladly forwarded on request

All trade enquiries to: **Newmarket Transistor Co. Ltd.**
 Exning Road, Newmarket. Telephone: Newmarket 3381/4

TX 10715

The latest in the Hi-Fi range



The Elac 4 inch Tweeter

A further addition to the "Elmag" High Fidelity range, this 4in. cone type Tweeter is the finest of its class yet produced. Response to transients is exceptionally good and the absence of undesirable peaks results in clear and smooth reproduction.

For best results it should be used with a suitable cross-over filter in conjunction with 1 or 2 larger units.

Frequency response within 5 dB from 5,000-17,000 cps, only 7½ dB down at 20,000 cps.

OVERALL SIZE : 4in. DIA. x 2½in. DEEP.

POWER HANDLING : 2 W. Peak A.C. INPUT.


VOICE-COIL IMPEDANCE : 6 ohms at 5,000 cps.

PRICE : 29/10 inc. P.T.
Trade Terms 33⅓%.

ELECTRO ACOUSTIC INDUSTRIES LTD

STAMFORD WORKS BROAD LANE TOTTENHAM LONDON N.15 TEL.: TOTtenham 0505-9


FERRANTI FERRITES



MICROWAVE FERRITE TYPE F5X


- Available in rod or slab form.
- Suitable for X-Band frequencies and above.
- Specific rotation $30^\circ/\text{cm}$.
- Figure of merit $330^\circ/\text{db}$.
- Permittivity 12 approx.

Microwave measurements carried out at 9,750 Mc/s. on a 0.2" diameter rod supported in 0.7" diameter waveguide. The permittivity of the supporting material was virtually unity.



FERRITE SWITCH

- Minimum frequency band 9,600 to 9,800 Mc/s.
- Insertion loss 0.5 db max.
- Peak attenuation 30 db min.
- Power handling capacity 30 Watts mean.
- Dimensions $1\frac{1}{8}" \times 1\frac{1}{8}" \times 2"$ long.
- Total weight 3 ozs.



FERRITE ISOLATOR

Designed for operation up to a peak incident power level of 75 kW or a mean incident level of 75 Watts. The reverse attenuation is greater than 20 db over any 10% frequency band between 8,500 and 10,000 Mc/s with forward attenuation less than 0.8 db, V.S.W.R. less than 1.2 over the frequency band.



FERRANTI LTD · FERRY ROAD · EDINBURGH

TAYLOR TUNNICLIFF

Makers of Porcelain Insulation

Low



Loss


Ceramics



ANOTHER BATCH OF THE FINEST
QUALITY CERAMIC INSULATORS . . .

A SERVICE WHICH TT HAVE DEVELOPED
AFTER YEARS OF CONTINUOUS EXHAUSTIVE
RESEARCH.

THESE TT INSULATORS PLAY AN
IMPORTANT ROLE IN ELECTRONIC
DEVELOPMENT.




TAYLOR TUNNICLIFF (REFRACTORIES) LTD.
ALBION WORKS • LONGTON • STOKE-ON-TRENT

Telephone : Longton 33071/2

London Office : 125 HIGH HOLBORN, LONDON, W.C.1. Tel.: Holborn 1951/2

New RCA Single Sideband Transmitter-Receiver

SSB-1 PROVIDES DEPENDABLE LOW-COST RADIO COMMUNICATION OVER MANY 100's OF KILOMETERS



RCA SSB-1 features built-in loudspeaker for monitoring purposes. Operator can listen while performing other duties

- *Costs Less To Own, Less To Operate*
- *8 Times More Effective—60 Watt SSB-1 equivalent to 500 Watt AM Transmitter*
- *Saves Power—emission only takes place during actual transmission*
- *Easy To Operate—simple switch selects any of four pretuned channels*
- *50% Less Noise And Interference—less distortion*
- *Greater Privacy than conventional AM Transmission*
- *Spectrum Conservation—frequency space about 2.8 Kc*

The SSB-1 meets the needs of private and governmental organizations that require high quality economical radio and telegraph communications.

RCA SSB-1 Single-Sideband Transmitters installed in commercial and governmental operation are providing users with trouble-free dependable service over many hundreds of kilometers under the most adverse

climatic and operational conditions. Installation is simple—merely connect it to the antenna and suitable power supply. Operation is simple—non-technical personnel can change to any of four frequencies by turning selector switch. Easy-access chassis permits quick channel tuning and replacement of tubes.

SSB-1 telegraph signals can be received by stations equipped for high-frequency CW. Its telephone signals can be heard by AM receivers equipped with a beat-frequency oscillator. The transmitter's special "Carrier-On" switch permits compatible operation with conventional AM receivers, when necessary. In turn, SSB-1 can receive most high-frequency telegraph and AM telephone signals.

For full information and illustrated brochure, contact your RCA distributor or send in coupon below.

RCA International Division, Dept. HF-49-K,
Radio Corporation of America
30 Rockefeller Plaza, New York 20, N.Y.

Please send brochure on SSB-1 transmitter-receiver

MY NAME _____

TITLE _____

COMPANY _____

ADDRESS _____



RCA INTERNATIONAL DIVISION

RADIO CORPORATION of AMERICA

30 Rockefeller Plaza, New York 20, N. Y.

Trademark ® Registered



Specifications—Model SV-5

RANGE	12 Channels and IF.
SWEEP WIDTH	Approx. 25 mc. adj.
OUTPUT	1 volt into 75 ohms.
IMPEDANCE	75 ohms.
FLATNESS	5% over each channel. 10% overall.
ATTENTION	Atten. #1 20, 20, 10, 6, 3 db. } Plus vernier
MARKERS	Atten. #1 20, 20, 10, 6, 3 db. } atten. 0-10-db.
SIZE	Pulse type on video and audio carriers.
	10" × 12" × 9½".

(One 75 to 300 ohm balun is supplied—extra baluns are available.)

TELONIC SWEEP and MARKER GENERATORS 0-2400 mc

Hundreds of standard models—send for catalogue

Telonic VHF Sweep Generators—“Standard of the TV Mfg. Industry”

This 13-position sweep generator uses a separate crystal on each channel to produce 2 pulse markers, one on the video and one on the audio carrier frequencies. A special circuit forms pulses with much greater accuracy and stability than the usual multi-vibrator method.

Special features of this compact VHF-TV sweep and marker generator are: electronic sweep, 25 mc. sweep width; hi-level, flat output; special crystal-controlled pulse markers; remable sweep and marker sub-chassis; frequency centring control, sweep width control; and a monitor output for checking performance of the instrument and for making VSWR measurements.

Dual attenuators permit instantaneous comparison of unit under test to a standard unit by use of an electronic switch and also permit production set-ups involving permanent connection to an IF input without disconnecting the RF input.

An extra marker can be supplied on the I.F. channel at extra cost.

SV-5 —American standards.

SV-5F—Frequency and power may be specified to meet other requirements.

TELONIC INDUSTRIES INC., Beech Grove, Indiana, U.S.A.

Export Dept., Sylvan Ginsbury Ltd.



8, WEST 40th STREET, NEW YORK 8, N.Y., U.S.A.

2, RUE BARTHOLOMI, GENEVA, SWITZERLAND.

PRECISION INSTRUMENTS BY GERTSCH



PT-5 Standard Ratio Tran*
Precision AC voltage divider available rack-mounted or portable. Terminal linearity 0.001%. Resolution 0.00005%. 12 other models available.



Rotary Ratio Tran*
Sealed, shaft driven precision AC voltage divider in 100-turn and 1,000-turn units. Terminal linearity as good as 1.005% and resolution as good as 0.0005%.

FM-3 Frequency Meter
Portable direct reading meter measures 1 to 1,000 mc, generates 20 to 1,000 mc. Accuracy ±0.001%. Also available with external power supply and rack-mounted.

Gertsch PRODUCTS, INC.

3211 SOUTH LA CIENEGA BLVD.
LOS ANGELES 16, CALIFORNIA

Export Dept.
SYLVAN GINSBURY LTD.


8 West 40th Street, New York 8,
N.Y., U.S.A.

2 rue Bartholoni, Geneva,
Switzerland

Complete specifications are available on request

*Trade Mark

DRIFT FREE
DC μ V
AMPLIFIER



The **KIN TEL MODEL III** amplifier provides the lowest drift of any commercially available broad-band d-c amplifier. The unique circuit incorporates **KIN TEL'S** proven chopper amplifier system to provide unsurpassed dynamic performance—unaffected by load or gain changes. Available in a single-unit cabinet or a six-amplifier rack-mountable module only 19in. wide, the **Model III** is ideal for data reduction facilities, or as a strain gauge amplifier, recorder driven amplifier, or general purpose laboratory amplifier.

SPECIFICATIONS

- $\pm 2\mu$ v equivalent input drift
- Integral power supply
- ± 35 V, ± 40 ma output
- 100,000 Ω input impedance
- 0 to 1 000 gain in ten steps
- $\pm 1\%$ gain accuracy
- 5 μ v peak equivalent input noise
- Price (Single) Amplifier \$550.

THE ONE
UNIVERSAL METER
microvolts to kilovolts



This new microvolt-am-meter-amplifier will measure as little as 10 μ v or 10 μ ma with accuracy. It may also be used as a DC amplifier with up to 80 db gain and only 10 μ v drift. A zero-centre mirrored scale provides instant polarity indication. Utilization of **KIN TEL'S** chopper stabilized circuit provides versatility, accuracy, and stability that is unobtainable with conventional VTVM's. The **Model 203** is the ideal general purpose laboratory meter, production test set, or null meter.

SPECIFICATIONS

- 100 μ v to 1,000 v fs.
- 100 μ ma to 100 ma fs.
- 25 ranges.
- 100 megohms input impedance.
- 80 db gain as amplifier.
- 10 μ v equivalent input drift
- 1 volt output into 1k Ω .
- Price \$550.

Write for literature or demonstration.



(KAY LAB)

5725 KEARNY VILLA ROAD, SAN DIEGO II, CALIFORNIA

EXPORT DEPT., SYLVAN GINSBURY LTD., 8, West 40th Street, New York 8, N.Y., U.S.A. 2, rue Bartholoni, Geneva, Switzerland

ENERGY FROM THE SUN FOR ONLY 7c PER MILLIWATT OF POWER
WITH THE EXCLUSIVE Hoffman SILICON SOLAR CELLS

Hoffman Silicon Solar Cells will convert sunshine to electrical energy at amazingly low-cost. This cheap power creates big sales advantages. When sunshine is not available they may be energized effectively by the light of household type lamps.

Small D.C. motors may be operated with as few as two Silicon Solar Cells in series. *Our engineers will work with you to insure the success of your projects.*

Solar Cells in various sizes and power outputs can be connected in series or parallel to obtain any combination of voltage and current.

Technical data is available upon request.



Hoffman Semiconductor Division
of
Hoffman Electronics Corporation

formerly National Semiconductor Products.

930 Pitner Avenue, Evanston, Illinois

MANUFACTURERS OF:
silicon junction diodes
zener reference elements
medium and high power
rectifiers

EXPORT DEPT., SYLVAN GINSBURY LTD., 8 West 40th Street, New York 8, N.Y., U.S.A. 2 rue Bartholoni, Geneva, Switzerland

The *Superspeed*

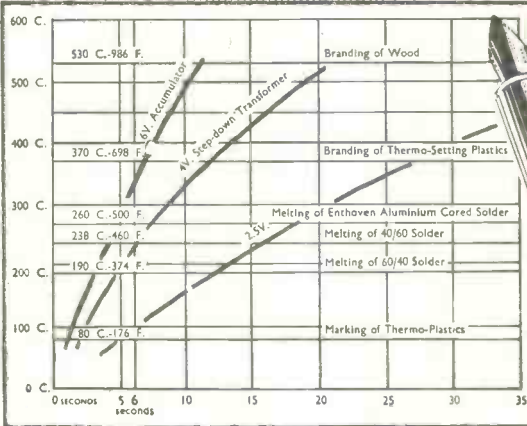
SOLDERING IRON

heats up from cold
in 6 seconds!

Manufactured for Enthoven Solders Ltd., by Scope Laboratories, Melbourne, Australia.

Designed on an entirely new principle, this light-weight, versatile iron is eminently suitable for soldering operations in the radio, television, electronic and telecommunication industries.

For test bench and maintenance work it is by far the most efficient and economical soldering iron ever designed. Ideally suitable for use with Enthoven Aluminium Cored Solder (melting point 260°C. 500°F.).



TIME/TEMPERATURE CURVE CHART from the SUPERSPEED SOLDERING IRON TIP/TEMPERATURE TIME CHECK

The effect of different voltages on initial heating-up time is shown. Whilst 4V is the standard voltage normally employed, 6V will cause no harm, and accumulators are a useful source of current supply.



- * Activated by light thumb pressure on the switch ring. When pressure is released, current is automatically switched off—thus greatly reducing electricity consumption, wear on copper bit and carbon element.
- * Length, 10"; weight, 3½ ozs.; can be used on 2.5 to 6.3 volt supply (4 volt transformer normally supplied) or from a car battery.
- * More powerful than conventional 150-watt irons; equally suitable for light wiring work or heavy soldering on chassis.
- * Simple to operate ; ideal for precision work.
- * Requires minimum maintenance — at negligible cost ; shows lowest operating costs over a period.

For full particulars, including guarantee terms and free trial facilities, please write to the sole concessionaires in this country :—

ENTHOVEN SOLDERS LTD. (Industrial Equipment Division)
Dominion Buildings, South Place, London, E.C.2. **MONarch 0391**

LIST PRICES	
IRON	39/6
TRANSFORMER	35/6
All prices and trade discounts subject to revision	



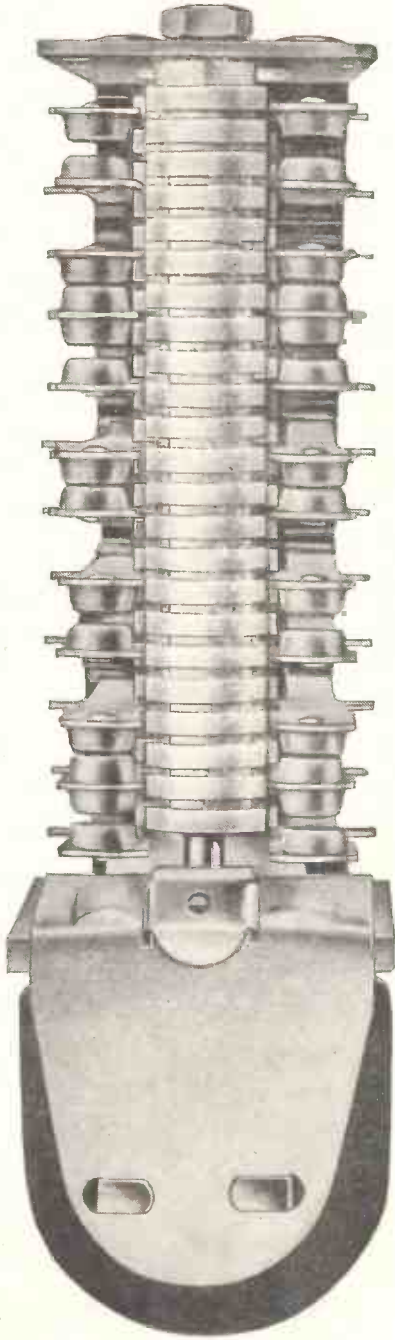
Switch to the

Superspeed

Soldering Iron



as being used by the
Royal Society Antarctic Expedition
for the International Geophysical Year.



**You don't often see
a relay like this !**

Series 285

- **Fast operating**
- **Negligible bounce**
- **Exceptional life**
- **Exceptional insulation**



Magnetic Devices
A.I.D. AND A.R.B. APPROVED LTD.

MAGNETIC DEVICES LTD., EXNING ROAD, NEWMARKET, SUFFOLK

Telephoné : Newmarket 3181/2/3

Telegrams : Magnetic Newmarket

MD 21A

ADCOLA

PRODUCTS LIMITED
(Regd Trade Mark)

SOLDERING INSTRUMENTS
& ALLIED EQUIPMENT



ILLUSTRATED
DETACHABLE
3/4" BIT MODEL
LIST No. 64

Protective
Shield
List No. 68

ADCOLA
LONG LIFE BITS
AVAILABLE
FROM STOCK

CATALOGUES HEAD OFFICE SALES & SERVICE

ADCOLA PRODUCTS LTD.,
GAUDEN ROAD,
CLAPHAM HIGH ST.,
LONDON, S.W.4.

TELEPHONES :
MACaulay 3101
& 4272



HARTLEY-TURNER SOUND EQUIPMENT LOUDSPEAKER ENCLOSURES

The Hartley-Turner "Baffle" has been designed to solve the problem of efficiently housing a high quality loudspeaker where space is at a premium.

The use of a special acoustic filter has resulted in a size of 18in. cube for either 10in. or 12in. loudspeakers without sacrificing quality or introducing false coloration of the reproduced signals.

PRICES

In Kit Form (with assembly instructions)

Type 1.K for 10in. diameter Loudspeakers	£8 10 0
Type 2.K for 12in. diameter Loudspeakers	£8 10 0

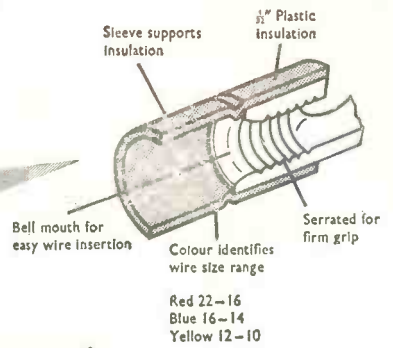
Assembled

Type 3A for 10in. diameter Loudspeakers	£9 0 0
Type 4A for 12in. diameter Loudspeakers	£9 0 0

*Carriage Paid in Great Britain
Overseas Freight Charges Extra*

H. A. HARTLEY CO. LTD.
66, WOODHILL, WOOLWICH, S.E.18.

Telephone : WOOLwich 2020 (Ext. CB.32)
(An A.E.I. Company).



AMP
TRADE MARK

Plasti-Grip
TRADE MARK

terminal

A special **A-MP*** curing process produces the hard, strong plastic insulation used on **A-MP PLASTI-GRIP** terminals. The insulation is .027" thickness, and will not fracture under pressure of the crimp.

A-MP tooling is designed to retain as much as possible the original thickness of the plastic to assure an electrically and mechanically sound connection. **PLASTI-GRIP** terminals provide insulation at minimum cost; insulation support for the wire. The plastic can be specially expanded for oversize wire insulation.

PLASTI-GRIP terminals are applied by a single operation of **A-MP** press dies or hand tools.

Terminals are made from high conductivity copper, of one piece construction, electro-tinned for corrosion resistance.

The terminal barrel is serrated so that under the crimping pressure the strands of wire "flow" into these serrations, making a connection of great tensile strength.

The wire and terminal form a homogeneous mass and the large inside surface assures a connection of maximum conductivity and corrosion resistance. The current carrying capacity of the terminal is equal to that of the largest wire for which the terminal is designed.

**A-MP SYSTEMS
AID EXPORTS**

The **A-MP** solderless method meets wire termination specifications in foreign countries. Use of the **A-MP** method will enable you to compete in world markets. It is particularly significant that **A-MP** systems are standard practice in the U.S.A.

SEE US NOW ABOUT THE CREATIVE APPROACH TO BETTER WIRING



AIRCRAFT-MARINE PRODUCTS (GT. BRITAIN) LTD.

London Office: DEPT. 15, 60 KINGLY ST., LONDON W.1 Telephone: REG 2517-8 & 3681-2-3
Works: SCOTTISH INDUSTRIAL ESTATES, PORT GLASGOW, SCOTLAND. AP323/44

* Trade Mark of AMP Incorporated, U.S.A.



**Price
£32**

BRIEF SPECIFICATION

Output: 10 watts (nominal), 20 watts peak. *Frequency Response:* 10-100,000 cps, within 1 dB 15-30,000 cps. *Distortion:* Less than 0.1%. *Damping Factor:* 40. *Hum Level:* better than 80 dB down. *N.F.B.:* 3 loop, main overall loop 28 dB from tertiary winding of output transformer. *Sensitivity:* 8 mV (Gram input A) for 10 watts. *Spare power supplies:* 320 V at 60 mA and 6.3 V at 2 amps.

CONTROLS

1. INPUT-MIC, RADIO, TAPE, GRAM (in conjunction with 4 position pick-up matching selector). 2. EQUALISER—6 position. 3. FILTER—6 switched positions. 4 and 5. BASS and TREBLE (both lift and cut 15 dB). 6. VOLUME. A Tape Record Outlet Socket is fitted to the Control Unit.

THE NEW

Armstrong A10

HIGH FIDELITY AMPLIFIER

now even better than the original Armstrong A10

FOR 5 GOOD REASONS!

- 1 **INCREASED SENSITIVITY**—enabling low output magnetic pick-ups to be fed directly into the control unit without recourse to step-up transformers
- 2 **PICK-UP MATCHING**—4 position selector
- 3 **HIGHER PEAK OUTPUT**
- 4 **Additional EQUALISING** positions
- 5 **Latest EL 34** output valves

Post this coupon for full descriptive literature, or call at your local High Fidelity dealer, or at our Holloway showrooms for full demonstration. **BLOCK CAPITALS PLEASE.**

NAME

ADDRESS

WN

ARMSTRONG WIRELESS & TELEVISION CO. LTD.,
WARLTERS ROAD, LONDON, N.7. NORTH 3213

Bullers CERAMICS FOR INDUSTRY

High quality material and dimensional precision are attributes of Bullers die-pressed products. Prompt delivery at competitive prices.



We specialise in the manufacture of—**PORCELAIN**

for general insulation

FREQUELEX

for high-frequency insulation

REFRACTORIES

for high-temperature insulation

PERMALEX & TEMPLEX

for capacitors



BULLERS LIMITED

MILTON · STOKE-ON-TRENT · STAFFS

Phone: Stoke-on-Trent 21381 (5 lines) · Telegrams & Cables: Bullers, Stoke-on-Trent


Ironworks: TIPTON, STAFFS

London Office: 6 LAURENCE POUNTNEY HILL, E.C.4


Phone: Tipton 1691

Phone: MANsion House 9971


ANTIFERRENCE aerials



BAND I A complete range of Antex (illustrated) Dipole, "H," Fringe and Indoor models is available. Outdoor models can easily be adapted for Band III by adding Band III Grip-on aerials.



BAND II Indoor and outdoor models to suit all conditions and to provide the very best results for VHF/FM equipment. Models for fitting to existing TV masts are available.



BAND III 3, 5, 8, 10 element and Stacked Arrays for outdoor installation and a comprehensive range of indoor models.

Specially Designed
EXPORT RANGE

Antiferrence offer a specially developed range of competitively priced Television and VHF/FM aerials for export including Horizontally or Vertically Polarised Single or Stacked Yagi Arrays, Broad-Band and All-Band types for International Frequencies including Continental (C.C.I.R.) and American channels. Full details of this specially designed Export Range on request from Export Department, ANTIFERRENCE LIMITED, AYLESBURY, BUCKS.

Interchangeability
Antiferrence Aerials are completely assembled and packed ready for immediate installation. Arrays and alternative masts and brackets are, however, available separately if desired. This feature of INTERCHANGEABILITY applies throughout the entire range of Antiferrence Aerials.



**STANDARD
PLUG &
SOCKET**

R.E.C.M.F. SPECIFICATION.
Robust and simple to fit.

**PLUG TVP/1
SOCKET TVS/1**

Both **8^D** each




"Y" BOXES

For combining or dividing Band I and Band III Television Aerial down leads.

Outdoor Model Y.1.— 16' 6"

Indoor Model Y.2.— 12' 6"

HIL-O 17 models to provide perfect Band I/Band III reception with only one aerial. All incorporate the patented Electronic Coupling exclusive to Antiferrence.



**BICESTER RD.,
AYLESBURY, BUCKS.**

THE ANTIFERRENCE GROUP Antiferrence Ltd., Aylesbury & London • Antiferrence (Canada) Ltd. • Antiferrence (Australia) Pty. Ltd. • Antiferrence Installations Ltd.

Antiferrence Aerials are supplied through Appointed Antiferrence Distributors to all leading Radio and Television Dealers. We regret that we cannot supply direct to members of the public.



REMOTE CONTROL

problems
can be solved with


S.S.WHITE
FLEXIBLE SHAFTING

THE "impossible" becomes practical with the application of flexible shafting.

We are experts in this rapidly developing field and can show you how to operate any element requiring rotation or push-pull movement, or both. Distance from control to point of application presents no difficulty.

Consult us on any of your remote control problems.

Flexible Shaft Handbook available to technicians on request to Dept. W.



FLEXIBLE SHAFTING
for
REMOTE CONTROL POWER DRIVES and COUPLINGS

S.S. White
THE CO. OF GREAT BRITAIN LTD. INDUSTRIAL DIVISION
BRITANNIA WORKS, ST. PANGRAS WAY,
LONDON, N.W.1. Tel: EUSton 5393 R.C.5

the penalty of success

By virtue of its outstanding qualities, the Ferrograph has been chosen by the Services, by educational authorities, scientists and explorers, by large industrial organisations for an infinite variety of uses, by leading personalities in the world of music, by Record manufacturing companies and by the B.B.C.

To-day its leadership in the field of magnetic tape recording is undisputed. As a result, at no time have we ever been able to make enough to satisfy demand. For this we make no apology—it is, perhaps, the penalty of success.

We are unwilling to hazard our reputation by attempting to mass produce the Ferrograph on conveyor-band principles. Instead, our policy of controlled production ensures that each is built to the highest precision standards and individually tested at every assembly stage. It is, in fact, this liberal expenditure of time and money—this ceaseless and rewarding search for the ultimate in achievement—that has created the almost legendary reputation enjoyed by the Ferrograph among those to whom performance counts so much more than first cost.



The Incomparable
Ferrograph

Series 66. For incorporation into existing hi-fi systems and cabinets. Model 66N (3½ and 7½ i.p.s.) 84 gns. Model 66H (7½ and 15 i.p.s.) 88 gns. (including 8½" reel of Ferrotape).

Series 3A. In black portable case. Model 3A/N (3½ and 7½ i.p.s.) 79 gns. Model 3A/NH (7½ and 15 i.p.s.) 86 gns. (including 7" reel of Ferrotape).

Stereo 77. Monaural recording and monitoring. Stereophonic playback with commercial tapes. 98 gns.

Stereo 88. Full facilities for stereophonic recording and playback. 105 gns.

Note: With Model 77 and Model 88 playback amplifiers and loudspeakers are necessary.

BRITISH FERROGRAPH RECORDER CO. LTD
131 Sloane Street · London, S.W.1 · Tel: SLOane 2214/5 & 1510
(A SUBSIDIARY OF WRIGHT AND WEAIRE LTD.)

1000000

**CYCLES
PER
SECOND**

S.T.C. are able to offer a range of high-performance close-tolerance 1 Mc/s crystal units. The range comprises:—

S.T.C. TYPE	DESCRIPTION	EQUIVALENT
4044	2 pin metal containers	DEF. 5271 Style B
4046	2 pin metal containers	DEF. 5271 Style D
4013	B7G glass envelopes	DEF. 5271 Style E

**1 Mc/s
CRYSTAL
UNITS**

The above units all meet the extreme climatic conditions laid down in RCS11

As a direct replacement for the 1 Mc/s crystal unit in the popular BC221 wavemeter S.T.C. offer a unit mounted in a glass envelope with a special international octal base (service equivalent 10XAR5).

ALL UNITS

meet the vigorous bump and vibration requirements of interservices specifications.

can be supplied to a minimum frequency tolerance of $\pm 0.005\%$ over temperature range -55°C to $+90^{\circ}\text{C}$.

can be manufactured for operation at either series resonant or at 30pF or 50pF input conditions.

have excellent short and long term stability.



Standard Telephones and Cables Limited

Registered Office: Connaught House, Aldwych, W.C.2.

QUARTZ CRYSTAL FACTORY: HARLOW · ESSEX

THE RD JUNIOR FM UNIT


Review Extracts...

"... the construction and workmanship of this Rogers FM tuner is a delight to behold. The chassis is rigid and the wiring neat."

"... the signal is held like a limpet over a few degrees of the dial then disappears and the inter-station noise increases until the next signal drops in and is held firmly, with no 'off-tune' positions of distortion."


"The discriminator is of the Foster-Seeley type and provides first class audio quality."

"... on switching on cold no drift is apparent, as the AFC takes over within plus or minus 500 kc/s of correct tuning point." (GRR Home Test No. 37 by Donald W. Aldous, M.Inst.E., M.B.K.S., G.R.R. March 1957.)



PART OF A COMPLETE HOME HIGH FIDELITY

SYSTEM



- ★ Automatic Frequency Control
- ★ Variable Inductance Tuning
- ★ Built-in Filament Supply

- ★ Foster-Seeley Discriminator
- ★ Low Impedance Output
- ★ Grounded-grid RF Stage

PRICE £24 . 17 . 0 INCLUSIVE

Available from leading High Fidelity dealers throughout the country. Immediate delivery

A new Illustrated Leaflet giving concise details of the complete range of matched units forming the RD JUNIOR Home High Fidelity System may be had on request.

ROGERS DEVELOPMENTS (ELECTRONICS) LTD

"RODEVCO WORKS" 4-14, BARMESTON ROAD

CATFORD LONDON, S.E.6
Telegrams: HITHER GREEN 7424

have you considered...

direct-coupled, balanced, differential amplifiers?

This special facility, provided on both horizontal and vertical axes in Type O.100 OSCILLOSCOPE (the X and Y signal amplifiers are identical), is meeting an increasing variety of applications in today's research. It may have a part to play in solving your problems, too.

Brief specification:

Amplifiers:

Identical X and Y. Balanced or unbalanced input. Bandwidth/sensitivity d.c. to 800kc/s 7mV r.m.s./cm (gain 700) max., d.c. to 4Mc/s 35mV r.m.s./cm (gain 140) max. Rear access to balanced output from each amplifier for separate use.

Time base:

Repetitive or triggered, 0.25 μ S/cm to 50mS/cm with provision for lower sweep speeds.

Time and voltage measurement.



Furzehill Laboratories Ltd.

57, CLARENDON ROAD, WATFORD, HERTS • TEL: GADEBROOK 4686





SIEMENS

CONTACT COOLED SELENIUM RECTIFIERS



B 10 E




SIEMENS & HALSKE AKTIENGESELLSCHAFT
BERLIN · MÜNCHEN

FULL PARTICULARS FROM
R. H. COLE (OVERSEAS) LTD.
2, Caxton Street · Westminster · London S.W.1

A NEW aid for electronic training schools

The I.A.L. STUDENTS PANEL



With their wide experience of training students in electronics in many parts of the world, I.A.L. have developed a new teaching aid which is proving of great value in schools, laboratories and wherever training in electronics is undertaken.

By means of the I.A.L. Students Panel, hundreds of different electronic experiments can be conducted and time spent on building and checking circuits is reduced to an absolute minimum. A student can wire any circuit on the Panel in a few minutes and as the chart is under the circuitry he is able to study the operation of the valve and circuit as the experiment is carried out and the instructor can quickly check the wiring. Furthermore, the life of components is considerably prolonged as they are not soldered.

For full particulars please write to:

INTERNATIONAL AERADIO LIMITED

40 PARK STREET, LONDON, W.1.

Telephone: HYDE PARK 5024.

Cables: INTAERIO, LONDON.

THE LINEAR 'DIATONIC'

A HIGH FIDELITY ULTRA LINEAR AMPLIFIER WITH INTEGRAL PRE-AMP

A special feature is the compactness of the unit. Full advantage has been taken of latest component miniaturisation developments to produce a 10-watt Hi-Fi push-pull amplifier incorporating tone control preamplifier stages within the measurements of 10 x 6 x 6in.

In addition two high impedance input sockets are provided for microphone and gram, etc. Each input has its associated vol. control, five B.V.A. (Mullard) valves are employed ECC83, ECC83, EL84, EL84, EZ81.

H.T. and L.T. power supply point is included for a radio tuner.



SIZE ONLY 9-7-6½ins.

Weight: 12½lb. Power consumption 90 watts
For 200-230-250v. 50 c.p.s. A.C. mains.
Outputs for 3 and 15 ohm speakers.

Chassis stoved Grey—Blue
hammered finish.

Attractive Cover with
Chromium carrying handles now available
at 17/6.

From your local stockist or, if in difficulty, direct from us.
Send S.A.E. for descriptive literature.

**TRADE AND EXPORT
ENQUIRIES**

to

LINEAR PRODUCTS LTD.

FREQUENCY RESPONSE

± 2 d.b., 30-20,000 c.p.s.

MAXIMUM POWER OUTPUT

In excess of 14 watts.

RATED OUTPUT 10 WATTS.

SENSITIVITY

Volume (1) 22 millivolts for rated output.

Volume (2) 220 millivolts for rated output.

TREBLE LIFT CONTROL

Continuously variable + 6 d.b.
to -13 d.b. at 12,000 c.p.s.

BASS CONTROL

Continuously variable + 13 d.b.
to -18 d.b. at 50 c.p.s.

HUM LEVEL

Referred to maximum output and including integral pre-amp -60 d.b.

HARMONIC DISTORTION

0.19% measured at 6 watts.

NEGATIVE FEEDBACK

Total 32 d.b. including 24 d.b. in main loop.

5-9 MAUDE STREET, LEEDS, 2.

Tel. 23116

L45 MINIATURE 4/5 WATT QUALITY AMPLIFIER

Size only 6 x 5 x 5½in. high. 12 d.b. Negative Feedback. Sensitivity 30 m.v. for full output. 3 Mullard valves. ECC83 Twin Triode, EL84 Power Output, EZ90 Rectifier, Separate Bass and Treble Controls. For 200-250v. 50 c.p.s. A.C. Mains. An ideal unit for use with Gram. or 'Mico.' Output matching for 2-3 ohm speakers. Retail Price £5/19/6.


LT/45 TAP-DECK AMPLIFIER

A complete unit ready for connection to 200-250v. 50 c.p.s. A.C. Mains. 2-3 ohm speaker and practically any make of Deck. Negative feedback, equalisation adjustment by multi-position switch for 3½, 7½, 15in. per sec. Retail Price 12 Gns.


LG3 2/3 WATT GRAM AMPLIFIER

Overall size 6½ x 4½ x 2½in. For 200-250v. 50 c.p.s. A.C. Mains. Controls: Tone/Mains 'On-Off', and Volume. Output for 2-3 ohm speaker. 49/9.

New



— another contribution to electronics by *Advance*



A completely co-axial attenuator unit specially designed for use in precision equipment where rapid selection of close tolerance attenuation with absolute reliability is essential.

Any combination of six pads is available from 0 to 50 db. in 10 db. steps.

For use at all frequencies up to 3000 Mc/s.

- RANGE:** 0 to 50 db in 10 db steps.
- ACCURACY:** ± 1 db up to 1000 Mc/s.
- V.S.W.R.:** Less than 1.2 d.c. to 3000 Mc/s for 20-50 db range.
Less than 1.2 d.c. to 1000 Mc/s for 0-20 db range.
At 3000 Mc/s increases below 20 db. to not more than 1.7 d.c. at zero attenuation.

★ CONTINUOUS ROTARY MOVEMENT

selects any pad simultaneously giving visual indication of pad selected.



Export enquiries invited.

See us at
INTERKAMA, DÜSSELDORF, NOV. 2 - 10, 1957

Advance **TURRET ATTENUATOR**

Full technical details available in Leaflet S.49

TYPE A63

ADVANCE COMPONENTS LTD. ROEBUCK ROAD, HAINAULT, ILFORD, ESSEX.
GD 24

Telephone: HAINault 4444

CITY SALE & EXCHANGE LTD

The High Fidelity Specialists



WHARFEDALE SFB/3 Speaker System

A wide range high quality speaker which can easily be accommodated in the average room. Size 34"x31"x12".

PRICED AT
£39-10-0
COMPLETE

We offer the following from stock:

OTHER SPEAKERS IN CABINETS

Tannoy York with 15in. dual concentric unit	£75 0 0	Wharfedale 3 Speaker system with W.15 Super 8 and Super 3 units in oak veneered cabinet with sand filled back panels	£60 0 0
Lockwood Major Cabinet complete with Wharfedale Super 12/CS/AL	£52 10 0	Wharfedale Twin Speaker Corner Reproducer with W.10 and W.12 units	£17 10 0
Pye Contemporary Console with 12in. unit	30 gns.	Wharfedale Golden 10 in sand filled corner Reflex baffle	£16 10 0
Goodmans Sherwood Cabinet with Axiom 150 Mark II	£30 14 9	Reflex Cabinet in light walnut housing two G.E.C. metal cone speakers with transformer	£20 0 0
Goodmans 315 Three Speaker System including Midax and Trebax pressure horns	£86 15 0	Pamphonic 10in. Reflex in Rexine portable cabinet	£10 0 0
Lowther T.P.1 Corner Reproducer	£96 0 0	Wharfedale W.10, complete in sand filled corner cabinet, dark walnut	£17 10 0
Lowther P.W.2 Corner Horn with P.M.2 drive unit	£65 0 0	Axiom 102 complete in sand filled corner baffle, light oak	£15 0 0
SECONDHAND SPEAKERS		Wharfedale 10in. Bronze in small reflex cabinet, dark walnut	£14 0 0
W.B. HF1012 in bass reflex cabinet	£12 10 0		
Wharfedale Golden 10 in B.K. horn loaded cabinet	£20 0 0		

Part Exchange is our speciality. Easy Payments arranged. Free Delivery by our own van within a 20 mile radius. You can deal with us in confidence because we are HIJFI SPECIALISTS of Long standing.

93-94 FLEET STREET, LONDON, E.C.4

Phone: FLEet St. 9391/2



Perfection
in miniature

DIRECTLY HEATED SUBMINIATURE VALVES

include the following types having exact American or British Services equivalents. They meet all the requirements of efficient portable A.F. or R.F. equipment.

TYPE	DESCRIPTION	FILAMENT		ANODE Volts	SCREEN Volts	GRID Volts	ANODE Curr. mA	SCREEN Curr. mA	SLOPE mA/V	LOAD RESIS. MΩ	OUTPUT mW	U.S.A. EQUIV.	CV EQUIV.
		V	mA										
XFW40	A.F. Amp. Tetrode ...	0.625	10	22.5	22.5	0				1-2	35†		2260
XFY14	A.F. O/P. Pentode ...	1.25	50	67.5	67.5	-6.5	3.1	0.95	0.65	0.02	65	5672	2238
XFY15	A.F. O/P. Pentode ...	1.25	20	67.5	67.5	-6.5	3.1	0.95	0.65	0.02	65	5672	2238
XFY54	A.F. O/P. Tetrode ...	1.25	10	22.5	22.5	-2.0	0.34	0.08	0.28	0.03	2.75		
XFRI*	R.F. Amp. Pentode ...	1.25	100	45	45	0	3.0	0.9	2.0			IAD4	2237
XFR2*	R.F. Amp. Pentode ...	1.25	50	67.5	67.5	0	1.8	0.5	1.1			5678	2254
XFR3	R.F. Osc. Triode ...	1.25	120	135		-5.0	4.0		1.65			5676	2239
XR4	R.F. Power Amp. ...	1.25 2.5	125 62.5	125	125	-7.5	7.0	1.1	1.95			6397	
XFR5	R.F. Amp. Pentode ...	1.25	20	67.5	67.5	0	1.8	0.5	1.1			5678	2254


*Fully screened with metalised coating. †Voltage gain.

Please write for further details.

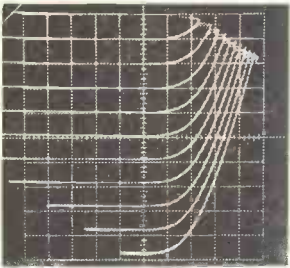
Hivac Limited

STONEFIELD WAY - SOUTH RUISLIP - MIDDLESEX
A member of the Automatic Telephone & Electric Group
Ruislip 3366

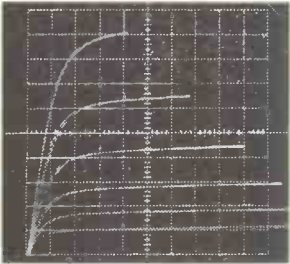
NEW TRANSISTOR-CURVE TRACER



HIGH COLLECTOR CURRENT
PNP transistor, collector current vs collector voltage with constant-current base steps. Collector sweep is 0 to 5 v with a 0.25-ohm load, base current is 50 ma/step. Vertical deflection is 1000 ma/div, horizontal 0.5 v/div.



HIGH INPUT CURRENT
PNP transistor, collector current vs collector voltage with base grounded and constant-current emitter steps. Collector sweep is 0 to 1.5 v, emitter current 200 ma/step. Vertical deflection is 200 ma/div, horizontal 0.1 v/div. Zero voltage is at center scale.



LOW INPUT CURRENT
NPN transistor, collector current vs collector voltage with constant-current base steps. Collector sweep is 0 to 1.5 v, base current 1 microamp/step. Vertical deflection is 10 microamp/div, horizontal 0.1 v/div.




Represented in Great Britain by

LIVINGSTON LABORATORIES, LTD.

Retcar Street, London N. 19
Archway 6251

**has 10-Ampere Collector Supply
2.4-Ampere Base Supply**

**Displays 4 to 12 curves
per family
with input current from
1 MICROAMP/STEP
TO 200 MILLIAMPS/STEP**



The Tektronix Type 575 traces characteristic curves for both PNP and NPN transistors on the face of a cathode-ray tube. Seven different types of curves can be plotted. Vertical deflection is calibrated in collector current, base current and base source voltage. Horizontal deflection is calibrated in collector voltage, base voltage, base current and base source voltage. Collector current supply is capable of 10 amperes from 0 to 20 v, 1 ampere from 0 to 200 v. Constant current or constant voltage step supply to either base or emitter is calibrated in 17 values from 1 microamp/step to 200 milliamps/step, and in 5 values from 0.01 v/step to 0.2 v/step with 24 values of driving resistance from 1 ohm to 22 kilohms. Input steps are adjustable from 4 to 12 per family, with repetitive or single-family display.

TYPE 575 TRANSISTOR-CURVE TRACER £373
delivered in Great Britain plus duty if payable.

Tektronix, Inc.

P. O. Box 831D, Portland 7, Oregon, U.S.A.

Phone CYPRESS 2-2611 • TWX-PD 265 • Cable: TEKTRONIX



INTRODUCING a new range of
HETERODYNE
FREQUENCY METERS
... for Laboratory, Field & Factory

Designed and built to rigid Services Specifications, these instruments are Crystal-controlled, portable heterodyne-type Frequency Meters used for Field testing and measurement of pulsed, modulated, or C.W.R.F. transmitters, receivers and signal-generators.

TYPE 7475.

Frequency Range: 85 to 1000 megacycles.

TYPE 7474.

Frequency Range: 20 to 250 megacycles.

Frequency Calibration accuracy? .002% at 25°C.
(or .01% between -20° to + 70°C).

A

TELEMAX

INSTRUMENT

Complete Specifications on application to:—

Sole Manufacturers

TELEMECHANICS LTD


(Instrument Division Dept. W.W.6)

3 Newman Yard, Newman Street, London, W.1, England.
Telephone: LANgham 7965. Cables: 'Teleset' London.

* Makers of High Voltage Test Sets and other Electronic Equipment for H.M. Government.

6 WAY

miniature mains
voltage selector
Type BMVS/6



McMURDO
Miniature
Voltage Selector

STANDARD B9A (NOVAL) VALVEHOLDER WITH 2-PIN
CAPTIVE PLUG.

UP TO 6 TAPPING POSITIONS.

MARKING TO CUSTOMERS' REQUIREMENTS.


Send for full details to:—

THE McMURDO INSTRUMENT COMPANY LIMITED, ASHTEAD, SURREY.

Tel : ASHTEAD 3401

*High Fidelity
at realistic
cost...*

THERE'S REAL EYE APPEAL IN THESE Hi-Fi CABINETS



And not only eye appeal but ear appeal, too. For each has been scientifically designed to give the best possible reproduction from a Stentorian 8" or 10" unit. Now at small cost you can buy a beautiful contemporary-styled cabinet in satin-striped sapele worthy of your amplifier. Three models available in sapele and six in polished walnut. The Stentorian Speaker range includes 12 models with the patented cambric cone and two tweeter units. In addition, the famous W.B.12 High Fidelity Amplifier is now available with a choice of two control units, and the Stentorian VHF/FM Tuner is in ever increasing demand as its exciting and thrilling performance becomes known among hi-fi enthusiasts.

"Prelude" Bass Reflex Corner Console. A most attractive cabinet for corner use, sturdily constructed to take every advantage of Stentorian 8" or 10" units. Packed flat in carton, complete with screws. Size: 33" x 21" x 17". **£10.10.0.**



"Prelude" Bass Reflex Console Cabinet will provide outstanding reproduction when used in conjunction with Stentorian 8" or 10" units; provision also for Tweeter Unit. Size: 33" x 19" x 19½". **£11.11.0**

"Prelude" Hi Fi Console Cabinet designed to take any make of tape-deck or record player, amplifier, pre-amplifier control unit, and radio tuner. Size: 33" x 19" x 19½". **£13.13.0**

MODEL H.F. 1012



10" Die-cast unit, 12,000 gauss magnet. Fitted with cambric cone, and universal impedance speech coil providing instantaneous matching at 3, 7.5 and 15 ohms. Handling capacity, 10 watts. Frequency response, 30 c.p.s.-14,000 c.p.s. Bass resonance, 35 c.p.s.

(inc. P.T.) **£4.19.9**

● Other Stentorian products include TV and radio tables, TV and record storage cabinets, and extension speakers. Illustrated leaflets on any lines will be sent on request. Or see and hear all WB products at our London Office, 109 Kingsway, W.C.2, any Saturday between 9 a.m. and 12 noon.



THERE IS MORE THAN HI-FI AT 189 EDGWARE ROAD

There is more than London's largest and most varied ranges of stocks for the constructor. There is **SERVICE** which covers everything possible from same-day service on orders received by post, beautifully equipped demonstration room and unbiased advice to supplying the kind of items you just cannot find anywhere else. You will find the staff helpful and knowledgeable in everything to do with audio-electronics. You will find up-to-date stocks as well as spares and replacements for less modern equipment. In a word, you will most likely find just what you want at 189 first.

AMPLIFIERS, TUNERS, KITS

Tele-Radio Williamson	£25 0 0
Tele-Radio Economy Pre-Amp	£6 16 6
Osram 912 (with pre-amp).....	£23 17 4
Jason F.M. Tuner (less valves) ...	£5 5 0
Jason Fringe Area Model.....	£6 0 0
Jason Power Pack	£2 1 9

(Send S.A.E. for Lists on above as required.)

COMPLETE EQUIPMENT

Leak TL.12 Plus	£18 18 0
Leak Varislope Mk. III	£15 15 0
Rogers Junior Amplifier	£17 0 0
Rogers Mk. III Control Unit ...	£12 0 0
Pilot HFA/12 Amplifier	£21 0 0
Pilot HFC/12 Pre-Amp	£16 16 0
Quad II Amplifier	£22 10 0
Quad Control Unit	£19 10 0
Rogers F.M. Tuner	£24 17 0
Leak F.M. Tuner	£35 10 0
Jason Prefect Switched F.M. Tuner	£15 12 9

SPEAKERS, PICKUPS, MOTORS

Westrex complete in cabinet...£169 0 0	
Acoustilens HF Unit ... £69 10 0	
Bass 20/30 Unit	£33 15 0
Dividing Network	£13 10 0
Complete Kit of Speakers and drawings.....£116 2 0	
Wharfedale AF/10 Enclosure for 10in. speakers	£15 15 0
Wharfedale SFB/3	£39 10 0
Tannoy Canterbury 12in. DC.....	£57 15 0
Tannoy 12in. Dual Concentric.....	£30 15 0
G.E.C. Metal Cone Speaker.....	£9 5 0
G.E.C. Presence Unit	£3 9 6
Simon Cabinet Speaker	£31 10 0

Full ranges by Wharfedale, Goodmans, T.S.L., etc.

Leak Pick-Up with one head (diamond)	£13 16 5
Garrard TPA/10 P.U. with Trans.	£15 9 4
Goldring TR1 Arm	£11 13 9
Goldring 500 Cartridge	£3 9 6
Connoisseur with diamond head	£12 15 6
Collaro Trans. with PX head.....	£5 7 5
Collaro 4T/200 Trans. Motor.....	£14 18 0
Garrard 301	£26 8 3
Connoisseur	£28 11 0

TAPE

Tele-Radio Masterlink M.2 Record/Pre-amp Unit, powered	£28 7 0
Ferrograph 3AN	£79 16 0
Wearite 3A Deck	£35 0 0
Wearite 3B Deck	£40 0 0
Vortexion 2A	£92 4 0
Brenell Recorder	£55 13 0
Collaro Mk. III/Mk. IV Deck	£22 0 0
Brenell Mk. IV Deck with digit counter	£24 12 0
Film Industries Ribbon Mic.....	£8 15 0
Simon Cadenza in Case	£13 10 0
Lustraphone "Lustrette" Mic.	£3 7 6
Reslo RBL/T or RBL/T Mic.....	£8 15 0
Wearite De-Fluxer	£2 10 0
Bib Splicer	18 6
Wearite Turns Counter.....	£3 3 0

Tapes by leading makers including Scotch Boy, E.M.I., Ferrotape, B.A.S.F., etc.

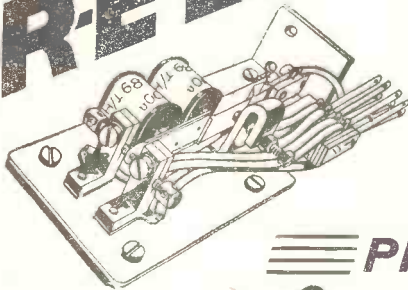
VALVES, COMPONENTS, ACCESSORIES, MATERIALS, BOOKS AND SERVICE

Our 56-page catalogue with latest additions of value to all who build and listen. 1/3 post paid.

TELE-RADIO (1943) LTD. 189, Edgware Road, London, W.2

Telephone: PADDington 4455-6

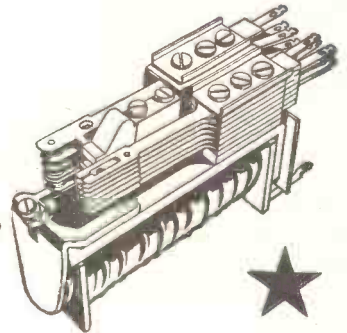
R-ELAYS




P.O. TYPES TO YOUR SPECIFICATION

3000 TYPES

COILS. Standard or special up to 80,000Ω.
CONTACTS up to 8c/o's.
6C0 and HIGH-SPEED TYPES also supplied.



PROMPT DELIVERY



LARGE STOCKS OF KEYSWITCHES

The **KEYSWITCH CO.**

ALL POST OFFICE EQUIPMENT

Enquiries to Sales Manager,
126, KENSAL ROAD, LONDON, W.10


Telephone LAD 0666 and 4640

'Grams: "FONEQUIPT," LONDON, W.10.

PERFORMANCE ASSURANCE WITH

COSSOR

PRINTED CIRCUITS



*Model 1071K Double Beam Kit Oscilloscope
List Price £57.10.0*

**AN INSTRUMENT RANGE
IN KIT FORM**

- Q.** *Why has Cossor Instruments decided upon this innovation?*
- A.** To make available a range of first-class measuring instruments at a considerable saving in cost to the Buyer.
- Q.** *Are Kit instruments inferior in performance to their Factory-built equivalents?*
- A.** Certainly not. If assembled and wired exactly in accordance with the Manual of Instructions.
- Q.** *A certain skill must, surely, be required to build these instruments?*
- A.** None beyond the ability to use a small soldering iron.
- Q.** *How can a performance specification be maintained without setting up test equipment?*
- A.** Largely by the use of PRINTED CIRCUITS which allow no interference with the layout of critical parts of the circuit.
- Q.** *How many Kit instruments are at present available?*
- A.** Three. Two Oscilloscopes, a Single-Beam and a Double-Beam, and a Valve Voltmeter. Others will follow shortly.
- Q.** *Could I have more information on these interesting instruments?*
- A.** With the greatest of pleasure. Just write to:

COSSOR INSTRUMENTS LIMITED

The Instrument Company of the Cossor Group

COSSOR HOUSE · Highbury Grove · London, N.5

Telephone: CANonbury 1234 (33 lines)

Telegrams: Cossor, Norphone, London

Cables: Cossor, London

LENCO

GL 56




with No. 500 variable-reluctance cartridge and unique location device £23/7/0



GARRARD 301
Transcription unit
£26/8/3

HI-FI SPEAKERS

GOODMAN (as illus.)
PHILIPS
SOUNDSALES
TANNOY
WHARFEDALE
WB, etc., on
daily demonstration.



TRANSISTOR

SUB-MINIATURE COMPONENTS

Send S.A.E. for full list of Transistors, Transformers, Earphones, Cords, Potentiometers, etc.

FULL RANGE OF GILSON

TRANSFORMERS, CHOKES, including WO1059 for the NEW Mullard 7-watt amplifier.

ALL COMPONENTS FOR

Osram 912 plus.
Mullard 3, 7, 10 and 20 watt and Williamson Amplifiers (S.A.E. for special lists).

ACOUSTICAL Q. U. A. D




Mk. II Amplifier and Control Unit £42 0 0
F.M. Tuner £30 9 0



LEAK

TL/12 Plus Amplifier £18 18 0
Varislope Mk. III £15 15 0
F.M. Tuner £35 10 0



Pick-up, Head (LP or 78 diam.) and transformer..... £13 16 6

CHAPMAN

SSE/FM—4 bands and FM £34 2 6
FM.85—Med., Long and FM £25 4 0
FM.84 Mk. II—FM only £22 1 0

BERRY'S RADIO

25 HIGH HOLBORN, LONDON, W.C.1

Telephone: HOLborn 6231-2
(OPPOSITE CHANCERY LANE)

"Q-MAX" CHASSIS CUTTERS

The easiest and quickest way of cutting holes in SHEET METAL.



Patent No. 619178

3/8 in.	(a)	12/9
1/2 in. or 5/8 in.	(a)	13/9
1 1/4 in. or 1 1/2 in.	(b)	16/-
1 1/2 in.	(b)	16/-
1 3/4 in.	(b)	18/-
1 3/4 in.	(b)	18/-
2 1/4 in.	(c)	20/6
2 3/4 in.	(c)	33/6
2 3/4 in.	(c)	38/6
lin. square	(b)	25/6
Keys (a) 1/-; (b) 1/6; (c) 2/3.		



"Q-MAX" GDO-IA GRID DIP OSCILLATOR
with eight coils from 1.5 to 300 Mcs. 15 gns.

NEW! JUST RELEASED!




Model 68A Signal Generator
Exceptionally wide range
100 Kc/s-220 Mc/s all on FUNDAMENTALS

This signal generator is designed mainly for use in the servicing of television and radio receivers. The generator may also be used in the C-W alignment of discriminators, ratio detectors and the RF and IF stages of FM receivers. The extended frequency range from 100 Kc/s to 220 Mc/s is covered entirely on fundamentals.

A five-section attenuator with a non-inductive potentiometer ensures accurate attenuation over the whole frequency range. Radio frequency leakage reduced to a minimum. Power-line leakage negligible. The attenuator has been arranged to provide a constant source impedance over this wide frequency range. An added facility in the servicing of audio and video stages is afforded by a variable 400-cycle signal.

An alternative model (68A/M) incorporating a meter for monitoring the RF level is also available.

Frequency Ranges: 100 Kc/s-300 Kc/s., 300 Kc/s-1 Mc/s., 1 Mc/s.-3 Mc/s., 3 Mc/s.-10 Mc/s., 10 Mc/s.-30 Mc/s., 30 Mc/s.-110 Mc/s., 110 Mc/s.-220 Mc/s., all on fundamentals. **Scale Length:** 50in. (127 cm.). **Calibration Accuracy** ±1%. **R.F. Output** 100 mV max. **Leakage** 3 µV. approx. **Attenuation:** Coarse: 5 steps of -20dB. Fine: variable to -20dB approx. (rather more on low frequency ranges). **AF Output:** Direct connection to the AF Output, level 1V, maximum is provided. **Modulation:** 400 cycles sine wave, 30% depth. **Output Impedance:** 75 ohms approx. via coaxial lead. **Power Supply:** 100-120 V. and 200-250 V. 40-100 c/s. 12 W. approximately. **Protection:** by a mains fuse. **Weight:** 16 1/2 lb. **Dimensions:** 9in. x 13in. x 5in. **Case:** Metal case grey hammer finish with matching Perspex panel.



TRADE PRICE £21.13.6 Credit terms: 9 monthly payments of £2.14.2

Release your old Taylor Instrument in part exchange for a new one for the benefit of amateurs and students—write for details about this non profit-making scheme. **WRITE FOR CATALOGUES.**

All TAYLOR instruments available on SEVEN DAYS' APPROVAL
TAYLOR ELECTRICAL INSTRUMENTS LIMITED
Dept. E.R., Montrose Avenue, Slough, Bucks. Tel.: Slough 21381. Cables: Taylins, Slough

WE ARE MANUFACTURERS OF A WIDE RANGE OF MATERIALS FOR THE ELECTRONICS INDUSTRY

TELCON METALS

SOFT MAGNETIC ALLOYS

High permeability Nickel Iron Alloys for cores and laminations.
High permeability Cobalt-Vanadium Iron Alloy with high saturation for lightweight generators.



**MUMETAL
SUPERMUMETAL
RADIOMETAL
SPECIAL
RADIOMETAL
RHOMETAL**

PERMENDUR

BERYLLIUM COPPER to Specification DTD900

2% Beryllium Alloy. For Springs, Fuse Clips, Contacts, Meter Pointers and Valve Clips.

CU BE250 High tensile strength and fatigue resistance.

Beryllium Copper Alloys of other compositions are available for special requirements.

TELCON THERMOSTATIC BIMETALS

in various grades for instrument protection and compensation and overload protection of motors, synchros and similar electrical devices.

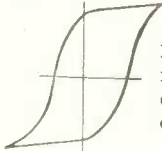
Rectangular hysteresis Loop Nickel-Iron Alloy for magnetic amplifiers and reactors.



HCR ALLOY

**DUCTILE HARD
MAGNETIC ALLOY**

Cobalt-Iron-Vanadium Alloy



VICALLOY
Permanent magnet alloy of ductile and machinable quality.

Typical characteristics of Telcon Thermostatic Bimetal

Type	Deflection constant* per °C (d)	Resistivity microhm-cms. at 20°C	Range of maximum sensitivity °C	Useful Range °C
Bimetal 140 ...	14.0 x 10 ⁻⁵	76	20-230	-70 to 350
Bimetal 400 ...	12.0 x 10 ⁻⁵	70	70-320	-70 to 400
Bimetal 15 ...	9.5 x 10 ⁻⁵	16.7	20-160	-70 to 220
Bimetal 75 ...	6.8 x 10 ⁻⁵	57	150-460	-70 to 550

* The deflection constant (d) is defined as the deflection of a strip of unit length and unit thickness for each °C rise in the temperature over the linear part of the deflection curve.

All alloys available in strip, rod, bar and wire

New additions to the **TELCON** range of



Telcon No. **T.24**
20th Century S5AB510
Telcon No. **G.17**
G.E.C. 5BHP1

Mask No.
S.I.C. 5965



Telcon No. **E.T.4**
Electronic Tubes 5BKPI
Telcon No. **E.T.5**
Electronic Tubes 5BUP1
5BVP1

Mask No.
S.I.C. 5965

MUMETAL SHIELDS for Cathode Ray tubes


Precision Cathode Ray Tubes demand perfect screening. Telcon's high permeability low-loss magnetic alloy **MUMETAL** has proved in practice to be many times more effective for this purpose than any other material of equal thickness.

The Telcon Metals Division is pleased to announce that it has now in production a standard range of **MUMETAL** Shields for Cathode Ray Tubes of the more popular types made by leading manufacturers such as **CINEMA-TELEVISION, COSSOR, EDISON-SWAN, ELECTRONIC TUBES, G.E.C., MULLARD** and **20TH CENTURY ELECTRONICS LTD.** Details and drawings are available on request. Special Shields can be made to customers' specifications.

Rubber Masks are available from The Standard Insulator Co. Ltd., Camberley, Surrey, for use with these Mumetal Shields.

Enquiries to :

THE TELEGRAPH CONSTRUCTION AND MAINTENANCE CO. LTD
Metals Division, Telcon Works, Manor Royal, Crawley, Sussex. Telephone Crawley 1560



FROM YOUR DEALER OR
WRITE DIRECT FOR
DETAILS

UNBEATABLE
VALUE AT

20 GNS.
COMPLETE

'A JOY TO THE EAR'

**YOU MUST HEAR THIS
SENSATIONAL NEW
10 WATT PUSH-PULL
ULTRA-LINEAR AMPLIFIER
AND PRE-AMPLIFIER**



VERDIK

VERDIK SALES LTD., 8 RUPERT COURT
WARDOUR STREET, LONDON, W.1. (GERrard 8266)

Reflectograph

RR Series 102 RECORDERS

RR Series 102

HOME MODEL

An instrument of attractive design, contained in an olive green or black rexine-covered wooden case, with the top panel of the tape drive mechanism finished in cream stoved enamel, or hammered silver.

A carrying handle is provided at one end, the lid is detachable while the base of the instrument is removable to facilitate access to the interior. Two internal speakers are fitted.

The RR Series 102 is a high-quality recorder designed for use in the home, either in conjunction with existing amplifying equipment by means of an output socket from the monitoring head amplifier and equalizer, or as a unit complete in itself feeding through a second output socket into a wide range speaker system.

Two input sockets are also provided, one for a microphone and the other for a radio feeder unit.

Due to the unique facility of continuous playback from the tape while recording, the instrument can be switched on at the start of a programme and the complete performance heard from the tape without any stops and rewinding to check the quality. The performance is such that when using the "BREAK-IN" switch, it is difficult to detect the difference between the incoming signal and the recorded playback signal from the tape.

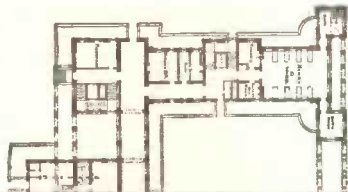
The variable speed control permits an accurate setting of musical pitch, while the tape drive mechanism fitted in this recorder is exceptionally quiet in operation.

The Playback and Record characteristics are strictly to the C.C.I.R. recommended specifications, or the instrument can be supplied equalised to the American N.A.R.T.B. standard if so required.

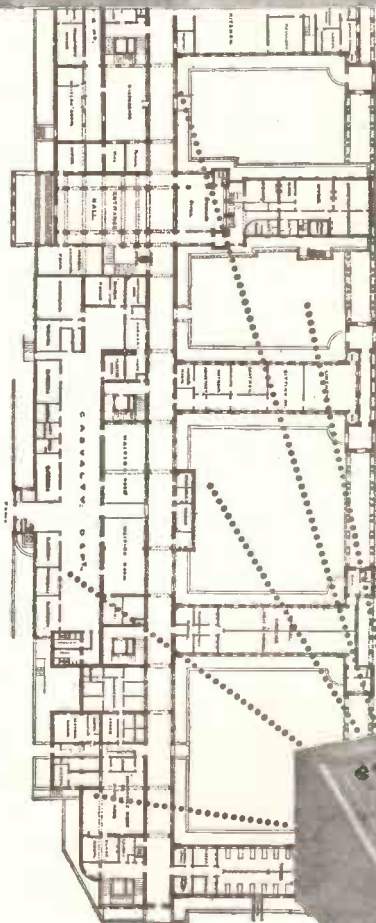
For full information on the Reflectograph Range write to the Manufacturer

RUDMAN DARLINGTON (ELECTRONICS) LTD

Wednesfield, Staffs. Tel.: Wolverhampton 31704



St. Thomas' Hospital, London, uses 70 receivers.



new staff location system calls doctors quietly, personally

"The result of this new system has been revolutionary, and it has far exceeded expectation in its effectiveness . . ." writes W. A. A. Pearson F.H.A. in 'The Hospital'. He is referring to Multitone PERSONAL CALL, developed in conjunction with the Electronics Department of St. Thomas' Hospital, London. Unlike loudspeakers bells, clock dials, flashing lights and buzzers it is a completely *personal* system. You can call anyone on the staff without distracting colleagues or disturbing patients. How does it work? By simple push-button transmission, to small receivers carried in the pocket.


This is the most efficient Staff Location System in existence and one of the cheapest to install. It can be used in big hospitals like St. Thomas' (1,660 ft. long, 240 ft. wide, 5 storeys high, using 70 receivers) or small business houses, in big factories or small stores. PERSONAL CALL COULD BE USED IN YOUR BUILDING. Write and we'll send you details.



multitone personal call **STAFF LOCATION SYSTEM**

Multitone Electric Company Ltd., 12-20 Underwood Street, London, N.1. Tel: Clerkenwell 8022

A new wide range DELAYED SQUARE PULSE GENERATOR



Model 5001 with accurate Time & Voltage Calibrations

Rise time 10 μsec independent of pulse width

Square Wave Output 0.25 c/s to 2.5 Mc/s Waveforms show 0.2 μsec pulse on 25 cm/ μsec sweep; 10 million to 1 range of pulse rate, width and delay calibrated by direct reading dials within 5%

Internal Multivibrator of new type gives highly stable frequencies continuously variable from 0.1 c/s to 1 Mc/s

External Trigger from signals of any waveform and polarity at amplitudes down to 0.2V and frequencies up to 2.5 Mc/s

Single Pulses at any range setting by push button

Delay of Pre-Pulse to main pulse—jitter free and continuously variable from 0.2 μsec to 2 secs; Pre-pulse output 20 volts positive or negative—0.2 μsec wide

Main Pulse amplitude—20 mV to 50 V positive or negative

★ OUTPUT VOLTAGE CALIBRATED TO WITHIN $\pm 2\%$

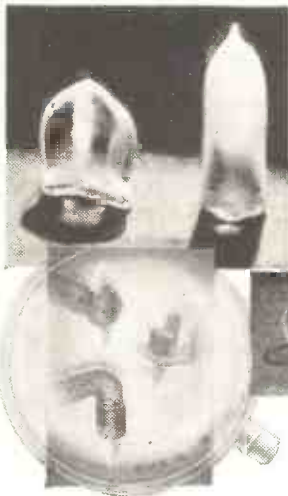
Negligible overshoot on any range—no sag on long pulses. Width continuously variable from 0.2 μsec to 2 secs. $\pm 5\%$. The most accurate and versatile box of pulses yet made available to electronic engineers.



NAGARD LIMITED

18 Avenue Road, Belmont, Surrey

Telephone VIGilant 9161/2



SYNTHETIC SAPPHIRE

Styli or cutters for gramophone recording purposes.

Wear-resisting faces for measuring machines, gauges, optical applications, and prisms.

Low-loss windows for high power systems, wave guides etc.

Windows for infra-red transmission.

This sapphire, which is identical to the natural material in its basic chemical, physical and electrical properties is produced with a considerably higher standard of purity and uniformity, and is available in larger pieces.

Write for leaflet.

SEI

SALFORD ELECTRICAL INSTRUMENTS LTD.
(COMPONENTS GROUP)

TIMES MILL · HEYWOOD · LANCASHIRE. Tel. Heywood 6868

London Sales Office: Tel. Temple Bar 4669

A SUBSIDIARY OF THE GENERAL ELECTRIC CO. LTD. OF ENGLAND

*for the
Professional
User*



The controls of the Eddystone "680X" receiver are laid out so conveniently that the Professional operator quickly "takes" to the receiver and is able to make the most of its extremely good performance. All normal communications facilities are provided:— variable pitch BFO; crystal filter; wide range of selectivity; noise limiter; 600 ohm balanced output. There are two RF and two IF stages, all valves being of Service-approved types. Frequency coverage is continuous from 480 kc/s to 30 Mc/s. Available in table and rack-mounting versions. Robust all-metal construction and suitable for use in any climate. The illustrated brochure gives full particulars and you are cordially invited to write for it.

The **EDDYSTONE**
MODEL 680X
COMMUNICATIONS RECEIVER



Manufactured by **STRATTON & CO LTD** *Birmingham, 31.*

THE WEYRAD AM/FM RECEIVER

THIS RECEIVER WHICH HAS BEEN SPECIALLY DEVELOPED FOR THE AMATEUR CONSTRUCTOR PROVIDES COMPLETE COVERAGE OF THE SOUND BROADCAST BANDS—LONG, MEDIUM AND SHORT WAVE AM. WITH 87.5-100 Mc/s. V.H.F. FOR FM. WE HAVE PRODUCED A FULLY ILLUSTRATED BOOKLET WHICH GIVES INFORMATION ON THE ASSEMBLY AND ALIGNMENT OF THE 4-BAND SEVEN-VALVE RECEIVER, INCLUDING CHASSIS LAYOUT, CIRCUITS AND POINT-TO-POINT WIRING DIAGRAM.

- ★ "WEYRAD" B.61 COIL PACK, P.23 I.F. TRANSFORMERS, T.S.61 TUNING SCALE, Q2 I.F. FILTER, E.822 MAINS TRANSFORMER AND E.823 OUTPUT TRANSFORMER.
- ★ ALUMINIUM CHASSIS WITH ALL PUNCHING AND BENDING COMPLETE.
- ★ DESIGNED FOR LATEST TYPE MULLARD VALVES.
- ★ RECEIVER OUTPUT CAN BE MODIFIED FOR USE AS A RADIO FEEDER FOR QUALITY AMPLIFIERS.

THE BOOKLET & PRICE LIST2/6d.

ILLUSTRATED FOLDER OF AM. COMPONENTS3d.

WEYMOUTH RADIO MANUFACTURING CO., LTD.
CRESCENT STREET, WEYMOUTH, DORSET.



REMOTE CONTROL IN INDUSTRY

Messrs. Pye Ltd. rely on S.S. White Remote Control Shafting for trouble-free operation with the absolute minimum torsional deflection.

Our illustration shows the Pye Industrial Television Camera fitted with a zoom lens operated by S. S. White Flexible Remote Control Shaft No. 150L53, Casing No. 170A2 (Design No. A75).

S.S. White
THE CO. OF GREAT BRITAIN LTD.
INDUSTRIAL DIVISION
BRITANNIA WORKS,
ST. PANCRAS WAY, LONDON, N. W. 1.

Photograph by courtesy of
Pye Ltd., Cambridge.

A NEW CATALOGUE OF HIGH FIDELITY EQUIPMENT NORTHERN RADIO SERVICES

has just been published by


11 Kings College Road, London, N.W.3. Phone: PR1mrose 3314

Send two 2½d. stamps for your copy now.

- Amplifiers, Tuners, Cabinets, etc., at Manufacturers' prices.
- Demonstrations: Monday-Saturday inclusive, 10 a.m.-5 p.m. without appointment. Technical Guidance Service by our Chief Engineer personally or by return post free. Let us have your enquiry now.

- Single items or complete installations from stock. We can supply any regular item advertised in this journal.
- Complete satisfaction or goods exchanged. Deferred terms available

No. 1 "SYMPHONY" AMPLIFIER, Mark III,



12 GNS.


No. 2 "SYMPHONY" AMPLIFIER, Mark III,



16 GNS.


No. 2 PUBLIC ADDRESS AMPLIFIER, Mark III, 15 GNS.

No. 1 "SYMPHONY" FM TUNER,




£15/8/-

No. 2 "SYMPHONY" AM/FM TUNER,




26 GNS.

"SYMPHONY" AM/FM RADIOGRAM CHASSIS



including 10in. speaker, 26 GNS.

"SYMPHONY" BASS REFLEX CABINET KITS,



£4/5/- to £5/7/6.

"SYMPHONY" CONSOLE AMPLIFIER CABINETS



hold everything except speaker, 12 GNS.

W.B. "PRELUDE" CONTEMPORARY BASS REFLEX CONSOLE CABINET, 11 GNS.

W.B. "PRELUDE" CONTEMPORARY HI-FI CONSOLE CABINET, 13 GNS.

W.B. "PRELUDE" CONTEMPORARY BASS REFLEX CORNER CONSOLE, 10 GNS.

SPEAKERS by:—
Wharfedale, Goodmans, Whiteley (W.B.), Lorenz, Grampion, etc.

GRAMOPHONE and TRANSCRIPTION UNITS by:—

Garrard, Collaro, Lenco, Woolett, Connoisseur, B.J., etc.

NORDYK CABINETS

all models stocked.

Installations in Cabinets:—

We can supply any equipment advertised in any cabinet advertised.



"Symphony" Amplifier, F.M. Tuner and Lenco Unit in Nordyk Cabinet. Size 20in. wide x 17in. high x 17in. deep, at 9 gns.

TAPE EQUIPMENT by:—
Truvox, Collaro, Grundig, Wearite, Ferrogaph, Brennell. TAPE—all makes stocked.

"SYMPHONY" TAPE RECORDER



Table Mode or Portable, 52 GNS.

SPECIAL BARGAINS LIST supplied with each catalogue.

ARCOLECTRIC SWITCHES & SIGNAL LAMPS



S.936: Normally off
S.938: Normally on



T.600
3-amp., 250v.



S.L.81
Neon Signal Lamp
1/2" hole fixing



T.622, Toggle Switch
D.P.C.O. 3-amp., 250v.



K.75: Small Pointer Knob



S.L.90/SB
Low Voltage
Signal Lamp
for M.E.S. bulbs

Write for Catalogue No. 131

ARCOLECTRIC
SWITCHES · LTD

CENTRAL AVENUE, WEST MOLESEY, SURREY.


TELEPHONE: MOLESEY 4336 (3 LINES)

Y-SKY-BEAM
DOUBLE SIX SLOT
Gain: 13 db.
Bandwidth: 100-500 Mc/s Bands 8%
Weight: 10 to 16 lbs.

We are communications aerial specialists and can advise you on aerial systems, technical performance and practical installations, and can carry the work through to its final stages.


For further details and information please write to:—
RADIO TELEPHONE AERIAL SYSTEMS LTD.
(IN ASSOCIATION WITH I-BEAM AERIALS LTD. AND SKY-MASTS)
REDAN STREET, LONDON, W.14
SHEpherds Bush 6426 RIVerside 7878

A NEW RANGE OF **HOMELAB** SIGNAL GENERATORS . . .




The Type 20 is an AM/FM Signal Generator covering the frequency range from 7.5 to 240 megacycles on fundamentals. The output RF signal may be unmodulated or modulated with a 1,000 c.p.s. sine-wave for normal AM tests. As an FM generator a reactance-valve modulator is employed to provide deviation up to 250 kc/s throughout its range. PRICE £15/15/-, plus 5/- packing and postage. Send stamp for details.

The Type 12 is a general-purpose Signal Generator covering the frequency range from 100 kc/s to 130 mc/s. The RF output signal may be unmodulated or modulated by 1,000 c.p.s., sine-wave or square-wave. In addition an AF output signal of either sine- or square-wave shape is available for audio testing. PRICE £8/10/-, plus 5/- packing and postage. Send stamp for details.



The Type 2 is an inexpensive Signal Generator covering the frequency range from 100 kc/s to 130 mc/s. The RF output signal may be unmodulated or modulated by a sine-wave of 400 c.p.s. An audio signal of 400 c.p.s. is also available. PRICE £4/10/-, plus 5/- packing and postage. Send stamp for details.



OTHER "HOMELAB" PRODUCTS

- AUDIO OSCILLATOR UNIT. 20 c.p.s. to 20 kc/s.
PRICE £7-10-0. Packing and Postage 5/-.
- MULLARD FM TUNER UNIT, WITH POWER SUPPLY.
PRICE £12-10-0. Packing and Postage 5/-.
- CHECK TEST. 50 pf. to 8 mfd. and 0 — 1 MEG.
PRICE £2-12-6, Packing and Postage 5/-.

HOMELAB INSTRUMENTS LIMITED

615-617, HIGH ROAD, LEYTON, LONDON, E.10

Telephone: LEYtonstone 6851

TAKE YOUR PICK

Our wide range of capacitors, incorporating all the latest developments, are described fully in these new leaflets . . .

SEND NOW for COPIES

DALY has succeeded in maintaining full capacity values and working voltages in more compact designs, specially suited to ultra modern equipment :—

- PHOTO-FLASH-EQUIPMENT • DEAF AIDS
- PRIVATE TELEPHONE INSTALLATIONS
- AMPLIFIERS • D.C. POWER UNITS
- TRANSISTOR EQUIPMENT
- MAGNETISATION EQUIPMENT
- TEST GEAR

DALY ELECTROLYTIC CAPACITORS

Condenser Specialists for over 20 years.

DALY (Condensers) LTD., WEST LODGE WORKS, THE GREEN, EALING, LONDON, W.5. Phone: Ealing 3127-8-9. Cables: Dalcyon, London

EVERYTHING . . .



FERROGRAPH 66



LENCO GL56 TRANSCRIPTION UNIT



SOUND




GRUNDIG TK5




WB HF1214 LOUDSPEAKER



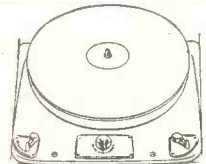
LEAK TL10 AMPLIFIER



GOLDRING No. 500 CARTRIDGE



TRUVOX TR AMPLIFIER



GARRARD 301 TRANSCRIPTION UNIT

... in HIGH FIDELITY

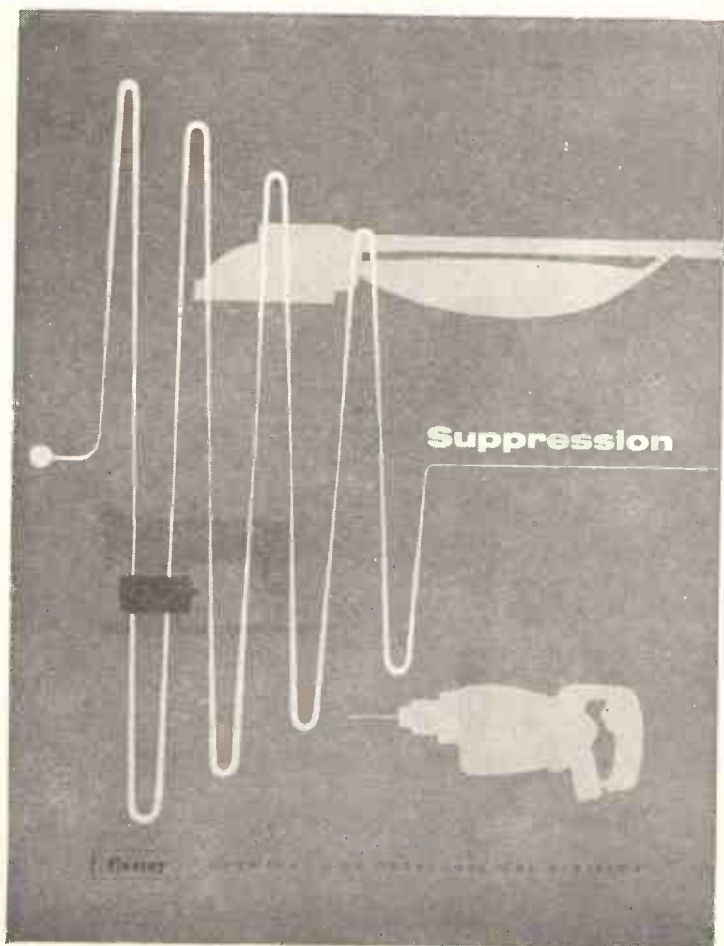
Just a small selection from our stock of Hi-Fi and Tape Recording Equipment. All are available on easy payment terms. Special export service. If you are unable to call please write to our Mail Order Department—speedy service—complete satisfaction.

MAIL ORDER SUPPLY

33, Tottenham Court Road, London, W.1.
Tel: MUSeum 6667
The Radio Centre

on the subject of suppression

This new Plessey publication is designed to assist all those currently concerned with the problems of suppression of all electrical equipment. The book provides Design Engineers with a standard reference to the complete range of suppressors produced by Plessey at Towcester, their individual suitabilities in application, their construction and their operational characteristics. Many illustrations and dimensional diagrams are included. Please ask for Plessey Publication No. 952.



Plessey


COMPONENTS GROUP
CHEMICAL AND METALLURGICAL
DIVISION

THE PLESSEY COMPANY LIMITED
WOOD BURCOTE WAY
TOWCESTER, NORTHANTS
TEL: TOWCESTER 312

Overseas Sales Organisation:
PLESSEY INTERNATIONAL LIMITED
ILFORD ESSEX ENGLAND
TEL: ILFORD 3040

4 WAY
BVS/4

6 WAY
XVS/6



McMURDO
4 and 6 way
Voltage Selectors

BOTH TYPES HAVE 3 PIN SHORTING PLUGS FOR ADJUSTING SIMULTANEOUSLY 2 TRANSFORMERS CONNECTED IN PARALLEL.

MARKINGS TO CUSTOMERS' REQUIREMENTS.


BVS/4 MOULDED IN BLACK P.F. BLACK ESCUTCHEON MARKED IN WHITE.

XVS/6 MOULDED IN NATURAL COLOUR NYLON LOADED P.F. MARKED IN WHITE.

Send for full details to:—

THE McMURDO INSTRUMENT CO LTD. ASHTEAD, SURREY. Tel: Ashtead 3401.

JSP/MV57



REGD. TRADE MARK

WIDE BAND
AMPLIFIERS



Mark III—40 to 220 mc/s (covering ALL Bands 1, 2 and 3) Gain 20 db \pm 2 db. 75 ohms in and out. Rack Mounting.
Mark IV—A cheaper version of the impeccable Mark III. Same performance, steel case.
Type 3—40 to 70 mc/s (Band 1) Gain 33 db \pm 1 db, Wall Mounting. Indoor or Outdoor Cases. Line powering facilities. 75 ohms in and out. Extensively used for urban T/V relay systems.

ALSO

SOURCE CONVERTER UNITS to convert any T/V channel, Bands 1 and 3 to any Band 1 channel. With separate A.G.C. (40 db), on Sound and Vision.

MAST HEAD AMPLIFIERS. Mast Head Units only gain 9 db or with base unit giving total of 20 db gain.

SINGLE CHANNEL AMPLIFIERS AND REPEATERS. Gain up to 56 db with and without A.G.C. Any channel in Bands 1, 2 and 3.

AND

CO-AXIAL CABLE ACCESSORIES. Equalisers, Splitters, Combiners. Tappers, Load Units, etc. Outdoor or indoor types.

COMPLETE Range of Equipment for Extended Aerial and Wired T/V SYSTEMS

SIGNAL LEVEL METER Type SL3/B

A battery operated valve voltmeter for measurement of Television, Television Sound and F/M signals as would appear at the down lead end of Aerial Installation or on Cabling of Wired Television or Communal Aerial Systems.

WITH THESE ADVANTAGES

- ★ Turret channel selection.
- ★ Audible signal recognition.
- ★ Free from interference injection via input.

- ★ Probe unit for cable measurements with minimum mismatch.



List M3 gives full details and will be forwarded with other comprehensive Lists on request.

RANGE: 25 μ V to 25 mV in three (attenuator) ranges, or with probe—250 μ V to 250 mV. Frequency coverage: 40—220 mc/s (Bands 1, 2 & 3).

TELEFUSION ENGINEERING LTD.

'TELENG' WORKS, CHURCH ROAD, HAROLD WOOD, ROMFORD, ESSEX
Tel: Ingrebourne 2901





'GEX 541' germanium power rectifier available in finned and unfinned stacks

The basic element in all stacks is the GEX 541 diode, standard ranges being available in both finned and unfinned stacks. Whether a finned or unfinned stack is used for a specific application will depend upon monetary and space considerations.

Using series and parallel diode connections, power requirements of up to 30 kVA are economically handled by finned units. With derating, operation is still possible up to a maximum ambient temperature of 55°C. Each stack illustrated uses four diodes.

Rectifier units constructed with this diode show remarkable improvements over those previously available.



*Single Phase Bridge (Finned) GEX 541 BIPI F.
Available output at 35°C is 12A. at 48V.*



*Single Phase Bridge (Unfinned) GEX 541 BIPI.
Available output at 35°C is 5A. at 48V.*

EXTREMELY GOOD REGULATION

SMALL POWER LOSS

VERY FAVOURABLE WEIGHT AND SIZE CHARACTERISTICS

CONSTANCY OF PERFORMANCE

OPERATION UNDER ADVERSE CLIMATIC CONDITIONS

For further information send for publication OV3910.

"YOU CAN RELY ON US"

Stockists of all Radio and Electronic components for
manufacturers, laboratories, Educational authorities,
and the amateur.

MULLARD 510 AMPLIFIER AND G.E.C. 912 AMPLIFIER—ALL
PARTS STOCKED AND AVAILABLE ON H.P.



INCLUDING ELCOM, BULGIN, TCC, HUNTS, DENCO, ETC.
DETAILED LISTS ON ABOVE AVAILABLE
ALL AVO, TAYLOR, INSTRUMENTS FROM STOCK

RADIO SERVICING COMPANY

82, SOUTH EALING ROAD, LONDON, W.5.

Telephone: EAL. 5737

Next to South Ealing Tube (TURN LEFT) 9 to 6 p.m., Wednesday 1 o'clock.


NO KNOWLEDGE NEEDED TO MAKE THESE!

LOOK!



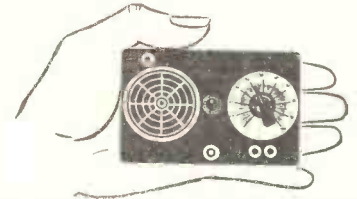
BUILD
THIS
POCKET
RADIO
FOR ONLY
37'6

AT LAST! In response to many requests we now present the **DOUBLE TRIODE "SKYPOCKET,"** a beautifully designed precision **POCKET RADIO.** No radio knowledge needed.—**EVERY SINGLE PART TESTED BEFORE DESPATCH**—our simple, pictorial plans take you step by step. This set has a remarkable sensitivity due to painstaking design. Covers all medium waves 200 to 550 Metres. Size only 5½in. x 3in. x 2in. in Strong, Transparent case with panel, cover and dial. A really personal-phone pocket-radio **WITH DETACHABLE ROD AERIAL.** Self-contained all-dry battery operation. Average building time 1 hour. Total Building Cost—including Case, Double Triode Valves, etc., in fact everything down to the last nut and bolt—**ONLY 37/6,** with plans. Postage, etc., 2/-. C.O.D. 2/- extra. (Parts sold separately. Priced Parts List, etc., 1/6) Demand is certain to be heavy—so **SEND TODAY!**




47'6

Build this exceptionally sensitive double triode radio. Uses unique assembly system and can be built by anyone without any radio knowledge whatever in 45 minutes. Handsome black-crackle steel case with specially made black and gold dial with stations printed. Size of radio only 6½in. x 5in. x 3in. Covers all Medium and Long waves—uses only one all-dry battery. H.T. consumption only 1 to 1.5 mA. Uses personal phone. Ideal for Bedroom, Garden, Holiday, etc. Many unsolicited testimonials. Mr. Norton of Oxted writes: Yesterday evening on the Medium waveband, I counted 32 separate stations; I am very pleased with the set, which is well worth the money. **BUILD THE "SKYROMA" NOW!** Total building cost—everything down to last nut and bolt—**47/6** (Postage, etc. 2/-. C.O.D. 2/- extra).—with full set of clear, easy-to-follow plans. (Parts sold separately. Priced Parts Lists, etc., 1/6).



TRANSISTOR SET 47'6

WE'VE DONE IT AGAIN! . . . our design department in response to a great many requests have designed this **"SKYPIXIE" Vest-Pocket TRANSISTOR RADIO** which gives a superb performance, it is highly sensitive. Size only 4½in. x 3½in. x ½in., the weight under 7 oz.—Yet it is a **TWO-STAGE** receiver covering all medium waves, working entirely off a tiny "pen-light" battery, which costs 6d.—fits inside the case—and lasts many months. Uses personal phone and has push-button **LUMINOUS** on/off switch. Every part tested before despatch. **SPECIAL STEP-BY-STEP PLANS for ABSOLUTE BEGINNERS.** Total building cost including case, transistors, etc.—everything down to the last nut and bolt—**ONLY 49/6** with plans. Postage, etc., 2/-. C.O.D. 2/- extra. (Parts sold separately. Priced parts list, etc., 1/6.) As the building cost is absolutely "rockbottom" (it might increase later) **DEMAND WILL BE VERY HEAVY—RUSH YOUR ORDER TO-DAY!**



CONCORD ELECTRONICS
69, PRESTON STREET, BRIGHTON

Dept.
W.W.2

Orders receive prompt attention. Cheques accepted. Cash on delivery 2/- extra. Please print name and address in block letters. Suppliers to Schools, Universities, Government and Research Establishments. Complete range of components and valves stocked. **CALLERS WELCOME.** Shop Hours: 9 a.m. to 6 p.m. (1 p.m. Thursday). Regret no goods sent abroad.

world-wide approval

Pye Telecommunications Limited are now marketing the widest and most modern range of V.H.F. fixed and mobile radio-telephone equipment available in the world. This range of equipment has been designed to expand the application of Pye Radio-Telephones already in constant use all over the world.

Pye Ranger V.H.F. equipment has now received approval from the British G.P.O. for Land, Marine and International Marine applications employing A.M. or F.M. systems, type approval from the Canadian D.O.T., and type acceptance of the F.C.C. of the United States of America.

No other Company holds so many approvals for this range of equipment, which now covers every conceivable requirement.



**Leading the world in
V.H.F. RADIO-COMMUNICATIONS**

PYE TELECOMMUNICATIONS

**distributors in 91 countries ensure
trouble-free service**

We can offer

FREQUENCY RANGE

All frequencies from 25 to 174 Mc/s.

POWER RANGE

All powers up to 1 Kilowatt.

CHANNEL SPACING

All channel spacings including 20 and 25 kc/s in full production.

MODULATION

A.M. or F.M.

No matter what your V.H.F. requirements are, Pye Telecommunications Ltd., can fulfil them.

Your enquiries are invited.

PYE TELECOMMUNICATIONS LTD : NEWMARKET RD., CAMBRIDGE, ENGLAND

Phone: Teversham 3131

Cables: Pyetelecom Cambridge

1-amp junction diode with fractional μ sec hole storage



Outstanding performance in TWO functional groups

In digital computers, square loop ferrite circuits and ring modulators

The low hole storage and high current of this new junction diode particularly recommend it for this group of applications. The peak forward current is 1 amp at less than 1 volt drop, and its hole storage specification approaches that of a good point contact diode.

The OA10 can be very successfully employed as a coupling element in junction transistor circuits, particularly for computing applications. In addition, its high current characteristics suit it for ferrite magnetic memory circuits in computing and shifting registers.

Applied as a ring modulation diode, the sharp forward discontinuity and the stability of that characteristic are outstanding.

In transistor power supplies

The small size and low forward losses of the OA10 fit it for use as a general purpose mains rectifier for transistor power supplies. A single diode in a half-wave rectifier circuit will deliver up to 100mA d.c. at 6 volts. A bridge circuit will deliver up to 200mA at 12 volts.

In addition, the OA10 can be used as a non-linear temperature coefficient compensating device in germanium transistor circuits. It also finds application as a voltage stabiliser in its forward current direction where the voltage drop across it (about 0.4 volt) is relatively independent of current.

* Full data on the OA10 and other diodes and transistors in the Mullard range are available from the address below.

		At 25°C amb. temp.	At 60°C amb. temp.
Max. reverse voltage, d.c. or peak	(V)	30	30
Max. forward current:			
Peak (5 μ sec. max.)	(A)	1	1
Average (50msec. averaging time)	(mA)	100	100
Average Characteristics			
Forward voltage (at 0.3mA)	(V)	0.2	0.13
" " (at 100mA)	(V)	0.5	0.44
Reverse leakage current (at -20V)	(μ A)	1.5	10
Hole storage recovery time*	(μ sec.)	0.35	0.35
Capacitance (at -10V)	(pF)	4.0	4.0

* For test conditions see published data



Mullard Limited,
Mullard House,
Torrington Place,
London, W.C.1

INTRODUCING THE NEW

NASHTON


INSTRUMENT RANGE

Resistance(5 Ω to 500M Ω)**C**apacitance(5pF to 500 μ F)**C**omparison

(-30% to +45%)

Bridge

(1% mid-scale;

2½% from 20 Ω to 20M Ω)

The Nashton R.C.C. Bridge is the first of a new range of electrical test instruments by Nash & Thompson, the Company specially selected to carry out the R.C.S.C. approval testing for the Ministry of Supply. The R.C.C. Bridge is precision-built of high stability 1% components

and incorporates a 0.1% linearity wire-wound cam-corrected balancing potentiometer.

Instruments in the new Nashton range, of which the R.C.C. Bridge is the first, will all be **Accurate • Low-priced • Reliable Compact**

WRITE TO:—

Nash and Thompson

LIMITED


OAKCROFT ROAD • CHESSINGTON • SURREY • *Elmbridge 5252*

for inclusion in the

NASHTON

mailing list for information

3 new high voltage xenon rectifiers



SHORT HEATING-UP TIME · WIDE AMBIENT TEMPERATURE RANGE · NO "CONDITIONING" ON INSTALLATION

Recent developments in the Mullard 1.25A range of xenon rectifiers have led to improved hold-off characteristics and higher reliability. These improvements, together with the already widely recognised advantages of xenon rectifiers, strongly recommend these valves for power supplies in transmitters, r.f. heaters and similar equipments.

Xenon rectifiers can be operated over a wide ambient temperature range, they are not restricted to vertical mounting, they have a short heating-up time and require no "conditioning" on first being put into service. These features make for great

operational convenience and the valves are suitable for use in both fixed and mobile equipment under all climatic conditions.

Two of the valves can be used as plug-in replacements for mercury types: the RR3-1250-B in place of the RG3-1250; and the RR3-1250A in place of the RG4-1250 (CV5) in applications where the peak inverse voltage does not exceed 13 kV. Write on your company notepaper to the address below for a free booklet "High Voltage Rectifiers" which gives full data on these and other xenon rectifiers together with details of mercury-filled types.

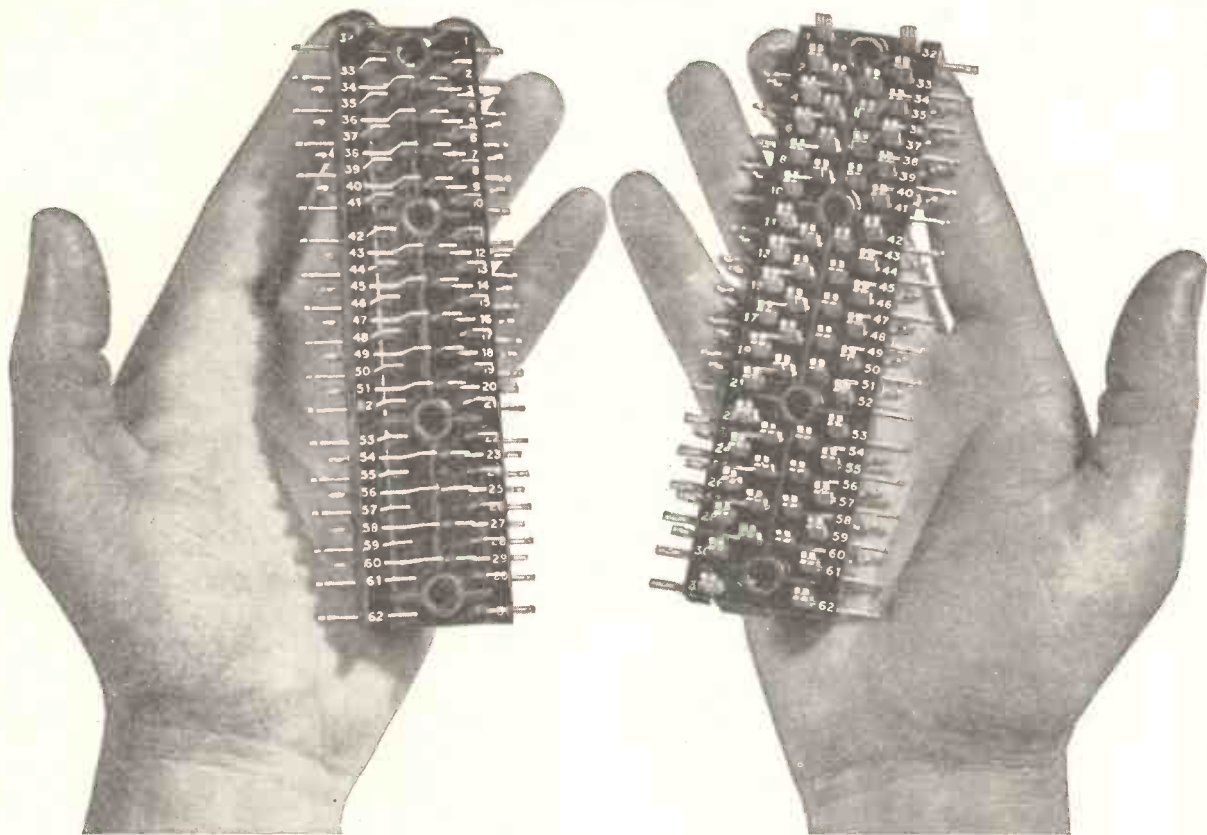
ABRIDGED DATA

Type No.	Base	V _f (V)	I _f (A)	P.I.V. max. (kV)	I _k (pk) max. (A)	I _k (av) max. (A)	Heating-up Time (secs)
RR3-1250/4B32	B4F	5.0	7.0	10	5.0	1.25	30
RR3-1250A	Goliath Edison Screw	4.0	11.0	13	5.0	1.25	30
RR3-1250B	Goliath Edison Screw	4.0	7.0	13	5.0	1.25	30

Mullard

COMMUNICATIONS AND
INDUSTRIAL VALVE DEPARTMENT





Holding out for good connections?

There are almost certainly enough high grade ones in this 62-way connector. It was designed to fulfil an Admiralty requirement that could not be met by any other connector, and you will find it suitable for many rack-mounting applications where low contact resistance, high voltage and current capacity and excellent insulation are major factors.

SPECIFICATION

Contact Resistance:	less than 3 milli-ohms
Insulation:	2kV. between contacts
Voltage rating:	750V. r.m.s. working
Current rating:	10A. max. per single contact
Insertion pressure:	30 lbs.
Withdrawal pressure:	13 lbs.

31-way connector also available with identical specification except insertion and withdrawal pressures are 20 lbs. and 9 lbs. respectively.




THE BEST OF BOTH WORLDS

Whether you want a self-contained plug-in-and-play High Fidelity instrument or a complete range of matched High Fidelity units—specify RCA. For over 25 years the world's recording studios have consistently preferred RCA. Now let RCA bring this same studio quality to your home.

New Orthophonic High Fidelity Matched Units


Super-sensitive FM Tuner
£24.3.0 plus £9.8.4 P.T.


Panoramic Multiple Speaker System. £56.11.0


20 watt Power Amplifier.
£24.10.0


Transcription Turntable Deck.
£22.6.0 plus £8.14.0 P.T.



Versatile Pre-amplifier Control Unit. £16.10.0

High Fidelity Record-IN-AND-PLAY Record Reproducers

Above is the RCA "PRESIDENT" High Fidelity phonograph, ready-to-play, automatic changing, console record reproducer of outstanding quality. Panoramic multiple speaker system; new triple control with balanced loudness feature; 20 watt peak push-pull power from extended range amplifier; elegantly styled in superb cabinets in walnut, light oak, or dark oak finishes.

The RCA "VICE PRESIDENT" High Fidelity phonograph (illustrated right) is a beautifully styled record reproducer with a quality of reproduction never before associated with instruments of its size. Panoramic triple speaker system; 10 watts peak power from push-pull amplifier with frequency range 40-20,000 cycles; triple control system; 4-speed changer.


43 GNS. (plus £1.15.0 optional legs) tax paid.



68 GNS.
(tax paid)



RCA GREAT BRITAIN LIMITED, Lincoln Way, Sunbury-on-Thames, Middx.
(An Associate Company of Radio Corporation of America) Telephone: Sunbury-on-Thames 3101.



Model 1200B.
For A.F and low R.F applications.
Sensitivity 100mV/cm.
B/W D.C to 100Kc/s. C.R
Tube 3in. diam.

Model 2300.
Light-weight Portable. B/W D.C to 2.5Mc/s.
Sensitivity 50mV/cm. C.R
Tube 3in. diam.
Dims: 7½x4½x7½ ins.



write for full details of


OSCILLOSCOPES

INDUSTRIAL ELECTRONICS

MAGNET WORKS · DERBY ROAD · EAST SHEEN · LONDON S.W.14. PHONE: PRO 8211/2

RA.17 now with L.F. Converter extending lower range

to $12\frac{1}{2}$ kc/s




**0.5 to 30 Mc/s
without
bandswitching**



Already in service with the Royal Navy, the Ministry of Supply, the B.B.C., the G.P.O., the Canadian Government and various press agencies, the R.A. 17 Receiver has aroused wide interest wherever communicative equipment is used. In standard form, it represents an outstanding advance in design and performance, as the summary of features below will confirm. The addition of the R.A. 37 L.F. converter (available either as a separate unit for rack mounting, or included in the same cabinet as the R.A. 17) adds further versatility where required.

- ★ 0.5 to 30 Mc/s in 30 bands.
- ★ Band changing without switches or turrets.
- ★ 60in. film scale gives 200 c/s setting accuracy.
- ★ 6 I.F. bandwidths: 150, 300, 750 c/s., 1.23 and 8 Kc/s.
- ★ Overall stability within 100 c/s after warm-up.
- ★ Sensitivity: $3\ \mu\text{V}$ for 20 dB S/N ratio (30% modulation).
- ★ Undiscernible reradiation.
- ★ Negligible spurious responses.
- ★ Extreme simplicity and rigidity: no gear trains; cart chassis; modular construction.
- ★ Alternative British or American valves and connectors.
- ★ Signal meter and sensitivity check.



RAGAL Engineering Limited

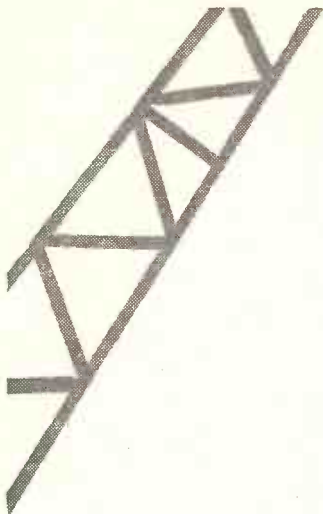
BRACKNELL, BERKSHIRE

Telephone: Bracknell 941

Cables/Grams: RACLA BRACKNELL BERKS

North England Agent: Farnell Instruments Ltd., Hereford House,
North Court, Vicar Lane, Leeds, 2.
Telephone: Leeds 32958.

Scottish Agent: A. R. Bolton & Co.,
3a, St. Vincent Street, Edinburgh.
Telephone: 32035.



It is gratifying to know that in a world of rising prices our policy of maintaining and, in many instances, reducing prices has resulted over the years, and especially at this period, in ever increasing sales.

We carry a stock of 2,000 types of receiving, transmitting and special purpose tubes, and invite your enquiries not only for commercial grade tubes but also for those tested to C.V., JAN and MIL specifications.




Our Organisation is A.R.B. Approved.

If you are not already on our Mailing List, please send for latest Price and Stock Lists.

HALL ELECTRIC LTD

Haltron House, 49/55 Lisson Grove, London, N.W.1

Telephone:
AMBassador 1041 (5 lines)
Cables:
Halllectric, London
TELEX 2-2573



MULTI-WAY MAINS VOLTAGE SELECTOR TYPE 279001

14 POSITIONS! 90, 100, 105, 110, 115, 120, 130, 200, 210, 215, 220, 225, 230, 240 VOLTS.

NYLON LOADED P.F. MOULDING.

Send for full details including circuit information to:—

THE McMURDO INSTRUMENT CO. LTD · ASHTEAD · SURREY · Tel: ASHTEAD 3401

MVS9

M. R. SUPPLIES Ltd.

(Established 1935)

Universally recognised as suppliers of UP-TO-DATE ELECTRICAL MATERIAL which does the job properly. Instant delivery. Careful packing. Satisfaction assured. Prices nett. Brand new goods.

SYNCHRONOUS TIMER MOTORS (G.E.C.). 200/250 v. 50 c. Compact units, 2½ × 1½ × 1¼ in. with 1 in. shaft prof. Self-starting, high torque 6 r.p.m. Suitable also for display turntables. 57/6 (despatch 1/1).

SHADED POLE INDUCTION MOTORS. 200/250 v. A.C. Very silent running and ideal for many lab. and domestic applications, stirrers, cooling fans, extractors, etc. No interference with radio/T.V. Delco super model, fan-cooled, body 4½ × 3½ in., shaft prof. 1½ in. Torque 600 grm./cms. and the perfect unit for tape recorders in addition to above duties. 42/6 (des. 2/-). Also open type, small model, body 3 × 2½ in. Shaft prof. approx. ¾ in., torque 150 grm./cms. Also suitable for rim-drive grammo-motor. 18/6 (des. 1/6).

SERIES WOUND MOTORS (Parvalux). 1/30th h.p., 220/250 v. A.C./D.C. Double-ended shaft, 4,000 r.p.m. Body approx. 4 × 3 × 2½ in. Right for sewing machines, small tools, cine, etc., very limited supply (we wish we had more) at only 47/6 each (des. 2/-).

SMALL AIR BLOWERS—our best offer yet. Suitable for 12 v. D.C. or up to 24 v. A.C. Length 4½ in. max. dia. 3½ in. Series wound motor with multi-vane impeller giving excellent duty. 15/6 (des. 1/-).

NEON INDICATORS (Phillips). 230/240 v. A.C., with S.B.C., 2/6 ea. or 24/- doz., brand new.

OPERATION COUNTERS (mechanical—rotary motion) counting up to 999 forwards and backwards with re-set and flex. drive. One digit per rev. and can be used for testing motor speeds. 15/6 (des. 1/-).

KLAXON FHP MOTORS. 220/240 v. A.C., 1/40th H.P. Capacitor/induction, 2,700 r.p.m. Body 5 in. long by 3½ in. dia. by 4 in. high. Useful quiet running units, with base. 47/6 (des. 2/-).

COMPLETE SEWING MACHINE MOTOR OUTFITS. Definitely no better job at any price. We have large sales from recommendations. 230/250 v. A.C./D.C., fitted with latest radio/T.V. suppressors, including motor with fixing bracket, foot control, needle light with switch, belt, etc., and instructions for fixing to ANY machine. And we still offer the complete outfit for £6/15/- (des. 2/9).

SELENIUM RECTIFIERS. Large range now available, including a bank of four units for D.C. delivery up to 30 volts 56 amps. The bank 27/17/6. Let us have your rectifier enquiries!

CENTRIFUGAL AIR BLOWERS. Exceptional offer of brand new 216 units by Leach Electrical, powered with capacitor/induction motor, 230/240 v. 50 c., 1 ph. Rated output 35 c. ft./min. Overall length 8 in. Max. dia. 4½ in. Intake 2½ in. dia., outlet 1½ in. dia. Weight 6½ lb. An excellent quiet running unit for extraction or blowing. 24/17/6 (des. 2/6).

EXTRACTOR FANS. 220/250 v. A.C. at much below normal price. Induction motor, silent running, no interference. In addition to the 8 in. and 10 in. impeller models previously advertised (details on request) we now offer a lightweight model with 6 in. impeller, with back grille, and mounting frame ready for easy installation at only 24/12/6 (des. 2/6).

AIR THERMOSTATS (Kieft). Adjustable range 30/90 deg. F. Differential only 2 deg. F. Capacity 15 amps. A.C. in smart ivory housing 4½ × 2 × 2 in. Easily installed—instructions with each. Ideal for greenhouses, rooms, labs., etc. 45/6 (des. 2/-).

SYNCHRONOUS TIME SWITCHES (Sangamo). 200/250 v. 50 c. In compact black plastic housing 4 in. dia. by 3 in. deep, providing up to 3 on-off operations per 24 hours, with day-omitting device (see optional). Capacity 20 amps. A.C. 25/8/6 (des. 2/-).

M. R. SUPPLIES, Ltd., 68, New Oxford Street, London, W.C.1
(Telephone MUSEum 2958)

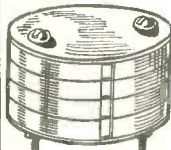
ACTUAL SIZES

HEADS?

Think of any device where a magnetic head (Transducer) is used . . . And it is likely that one of our many types will fit the bill. We hope so anyway, as that is what we have set out to do.

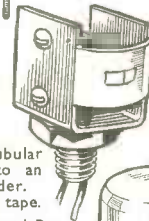
WE SPECIALISE IN HEADS

H Heads for Tape, Heads for Cine Film, Heads for Discs, Storage Drums, etc. And we can always quote for making up heads to your special requirements




Examples from our range:

Type K. Multi-track head (75/- per track).



Type H. Tubular Head, fitted to an adjustable holder. Suitable for ¼ in. tape.



Type E. Combined Record/Playback/Eraser Head for Tape (75/- each).



Type G. Tubular Head Element ½ in. dia., ¾ in. long. Fully screened. Fits all sorts of holders for tape, cine, storage drums, etc. (46/- each).



Type M. As Type G but with low impedance only ¼ in. dia., ½ in. long (42/- each).



Type B. For Miniature Recorders' Projectors, etc. ¼ in. dia., 9/32 in. high (88/- each).

SEND FOR COMPREHENSIVE LISTS
TRADE ENQUIRIES INVITED.

P. A. MARRIOTT & CO.
Sunleigh Works, Sunleigh Road, Alperton, Middlesex.
Phone: Wembley 7493


Which is the best seat in the house? Orchestral tone in the concert hall is made up of a mixture of direct and reflected sound which changes from seat to seat. From one, the trumpet may be too dominant; from another, the double-bass may disappear. From perhaps just one seat the sound intensity and tonal relationship of the different instruments will match your own hearing characteristics. But how do you find it?—by prodding with a pin in a seating plan? The answer is very simple. The best seat in the house can be reserved indefinitely for you . . . in the comfort of your own home. With Pye High Fidelity Systems you can create the music of your choice, free from distortion or audience distraction, and exactly adjusted to your own individual needs.

THE FINEST SEAT IN THE HOUSE



Meet the *Pye Mozart*—one of the smallest and most compact amplifiers ever devised for home use. Ingenious design and brilliantly simplified circuitry have made possible no less than 10 watts undistorted output—sufficient for the largest home system—yet the Mozart can be comfortably contained on wall-shelf, bookcase or fireside table. It will handle radio, record, tape or microphone inputs. It has separate volume and on/off switches, features new 'dialomatic' pickup compensation. Installs in minutes. Printed Circuit production gives outstanding reliability.

For a thrilling new experience in good listening, good-living—see your Pye Hi-Fi Dealer.



THE PYE MOZART

The Mozart is available in chassis form (weight 8½ lbs.) or in metal open-work case (9 lbs.). Facia panel in copper finish. Dimensions: 10½" wide, 3½" high, 5" deep.

In conjunction with the Pye Bookcase Speaker and HFT111 AM/FM Radio Tuner, it offers today's most outstanding value in top-quality, low price high fidelity.

HIGH FIDELITY SYSTEMS



Pye Limited,
Auckland, C.I.,
New Zealand.

Pye Pty. Ltd.,
Melbourne, Australia.

Pye Corporation of America,
1149 Raritan Avenue,
Highland Park,
New Jersey, U.S.A.

Pye Radio and Television
(Pty.) Ltd.,
Johannesburg, South Africa.

Pye (Ireland) Ltd.,
Dublin, Eire.

Pye Limited,
Mexico City.

Pye Limited,
Tucuman 829, Buenos Aires,
Argentina.

Pye (Canada) Ltd.,
Northline Road, Toronto

Deutsche Pye G.m.b.H.
Berlin-Zehlendorf-West,
Roonstrasse 2, Germany.



S.C.R. 399 WHOLE INSTALLATION

INCLUDING SHELTER H.D. 17A & 10 KW. PETROL GENERATOR
P.E. 95G AVAILABLE

Also available separately

TRANSMITTER B610E

Frequency range 2 Mc.-18 Mc. Three pretuned channels selected by switch. Frequency control regulated either by manually tuned MASTER OSCILLATOR or crystal controlled oscillator.

Power output 450 w. telegraph, 350 w. telephone.

Power supply 120 v. A.C. 50/60 cycles special auto-transformer 120/220 v. made by Hallicrafters can be supplied additionally.

Tube complement oscillator 6V6, doubler or buffer 6L6, intermediate amplifier 807(2). Power amplifier 250 TH. HV Rectifier 866A(2). Voltage regulator VT139(3). Audio drive 2A3(2). Modulator 100TH(2). Rectifier 5Z3(2).

Complete with Speech amplifier, aerial tuning unit, tank coils, tuning units, microphone, key, connecting cables.

We guarantee full supply of all replacement parts for a minimum of 5 years after purchase.



P.C.A. RADIO

Offices and Works

BEAVER LANE, HAMMERSMITH, LONDON, W.6

Telephone: RIV 8006/7

BRAND NEW ORIGINAL SPARE PARTS FOR AR88 RECEIVERS

I.F. TRANSFORMERS 1st, 2nd, 3rd, 4th (for type D) 12/6 each or complete set of 4, 40/-.

I.F. Transformers Crystal Load 12/6 each

Plates escutcheons (for type D and LF) 15/- each

Tuning Dial (for type D) 10/- each

Filter Chokes (for D and LF) 22/6 each

Output Transformers (for LF) 30/- each

Crystal phasing (D) 2/6 each

Antenna trimmers (LF and D) 2/6 each

Condensers 3 x .25 UF (D and LF) 2/6 each

3 x .01 UF (D and LF) 2/6 each

RF Antenna inductors (D and LF) 7/6 each

Mains transformers (LF) £4 each

Small knobs (for LF and D) 4/- each

ROTARY CONVERTER UNITS. Input 11.5-12.5 V. D.C. Output 300 V., 200 m/Amps D.C. Price 30/-.

Packing and carriage 15/-.

AMERICAN VALVE TESTER Model 314. Individual lever switches for each tube element, Roll Chart for American type valves. 220/30 V. A.C. Brand new in nice wooden case with leather handles. Full instruction booklet. £10. Carriage 10/-.

HIGH RESISTANCE HEADPHONES. 2,000 ohms. Brand New, Ex W.D. boxed. Type D.H.R., 11/- per pair, post 1/6.

LOW RESISTANCE HEADPHONES. Brand new, Ex W.D. boxed. Type C.L.R. and D.L.R. 5/6 per pair, postage 1/6.

1155L RECEIVERS COVERING TRAWLER BAND. Frequency range, 200 kc/s.-500 kc/s. and 600 kc/s.-18.5 Mc/s. Working and guaranteed £12/19/6. Packing and carriage within U.K. £1.

J. P. ELECTRIC

MAIL ORDER DEPT.

156 ST. JOHN'S HILL · LONDON · S.W.11



From the home of HI-FI . . .

DULCI

DPA 10 Power Amplifier. 10-14 watts. Built strictly for Ultra Linear High Fidelity, with choice of Control Unit or pre-amplifier. Superbly laboratory designed, modern styled and of precision quality for domestic use or in assembly halls holding up to 500 people. Includes everything needed for enjoyment of high quality sound from radio, records, tapes or microphone. **£ 12 · 12 · 0**

With Tone Control Unit. **£ 15 · 15 · 0**

Or with Pre-Amplifier, incorporating Tone Control Unit **£ 19 · 19 · 0**

Model H II Combined and self-powered AM/FM Tuner, Control Unit and Audio Pre-amplifier. *inc. tax.* **£ 29 · 3 · 10**

DP 4 4 watt high fidelity amplifier. **£ 7 · 10 · 0**

distinctly



pricewise products

THE DULCI COMPANY LTD.,

97-99, Villiers Road, London, N.W.2. WILLESDEN 6678/9

AT LAST!

A precision


Tape Unit

combining

Performance

and

Presentation.




A brilliant new Tape Unit...

the



Here's something that everyone interested in sound reproduction will want to see . . . a completely new Tape Unit, all ready for addition to an existing Hi-Fi system. It's packed full of attractive features! Recording amplifier is incorporated with erase and bias oscillator. Playback equaliser and preamplifier is also mounted on the deck.

The deck itself is superbly styled in modern high impact polystyrene to give a streamlined design of high



Recommended microphone.
Acos MIC 39. 5 gns. extra.

efficiency. And note these refinements! A precision numerical position indicator, electronic recording level band indicator, plus a bias control and erase cut-out. This allows compensation for characteristics of any tape, plus advantage of superimposition without automatic erasure.

55 GNS.


including tape
and
spare spool

- ★ Can be used in conjunction with existing audio equipment.
- ★ With calibrated compensating control, various tape characteristics.
- ★ Control for superimposition of new recording over old — retaining both.
- ★ 2 speeds — $7\frac{1}{2}$ " / sec. and $3\frac{3}{4}$ " / sec.



**SUPERIOR TAPE UNIT FOR THE
SERIOUS ENTHUSIAST**

Great Developments at Bisley in Printed Circuits



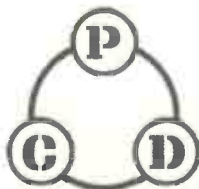
P.C.D. LTD.
(PRINTED CIRCUIT DEVELOPMENTS)
AND
PHOTO PRINTED CIRCUITS LTD

announce that they have joined forces, so that under the vigorous management of P.C.D. Ltd., the production facilities at Bisley will be geared up to give a new and better service to the trade.

THESE FACILITIES INCLUDE:—

- 1 48 hours prototype service from 1:1 transparencies.
- 2 Speedy production follow up.
- 3 Full facilities for blanking, piercing, and assembly—plating in Rhodium, Silver or Gold.
- 4 Consistency reliability, economy in time, weight, space, material.
- 5 Complete development facilities.

Try us out — AND SEE THE DIFFERENCE



P.C.D. LTD.
PRINTED CIRCUIT DEVELOPMENTS

INCORPORATING PHOTO PRINTED CIRCUITS LTD.

GUILDFORD ROAD, BISLEY, SURREY.

TEL: BROOKWOOD 2200

A member of the Camp Bird Industries Group

EDDYSTONE COMMUNICATION RECEIVERS



Model 840A illustrated
Cash Prices and Statutory Terms

Model:	Cash Price	Deposit	8 Monthly Payments of
820	£31 18 0	£3 14 6	£3 14 6
870	£34 16 0	£4 1 6	£4 1 6
840A	£55 0 0	£6 8 4	£6 8 4
750	£78 0 0	£9 2 0	£9 2 0
888	£110 0 0	£12 16 8	£12 16 8
680X	£120 0 0	£14 0 0	£14 0 0

Cash price if paid in 6 months by Bankers' order.
Carriage paid per passenger train.

Model 840A is for A.C. or D.C. 110/250 v.; 750 and 680X 110/240 v. A.C. These sets are the choice of the discerning professional and amateur users. Descriptive literature gladly forwarded.
Latest EDDYSTONE Component Catalogue 1/-



**The
Eddystone
Specialists
SERVICES LTD.,**

55 COUNTY ROAD, LIVERPOOL, 4
Telephone: AINTREE 1445 ESTAB. 1935
CALL US ON TELEX. 62-244.

AC FROM ANY DC SUPPLY WITH



DC/AC CONVERTERS

- ★ Recording outdoor events
- ★ Operates from car battery
- ★ AC Mains performance from caravan battery supply
- ★ Operates the latest Hi Fi sound reproducing equipment from DC Mains or Ships' DC supply
- ★ Tape Recorders
- ★ Latest Radiograms
- ★ FM/AM Radios
- ★ Record Players
- ★ Television
- ★ Electronic Devices
- ★ Electric Shavers



VALRADIO LIMITED

(DEPT. WW/6) BROWELLS LANE · FELTHAM · MIDDLESEX
TELEPHONE: 4242 & 4837

... a new battery-operated constant speed miniature motor

The

Staar-Kinder

Manufacturers are invited to write or telephone for full information on this governor controlled constant speed motor. Only slightly larger than a match-box, the Staar-Kinder Motor presents a noiseless power unit of extremely low current consumption.

The standard unit is for 6v. operation, but the motor can be supplied for usage at other voltages up to 12v.

The Staar-Kinder Motor available only to manufacturers.



Staar Electronics Ltd.,

Ormond House, 26/27, Boswell Street, London, W.C.1
 Telephone: CHAncery 8953-4-5-6 Telegrams: Asterisk, London

The "Little Staar"

... battery operated player
 for single 45 r.p.m. records

★Size of unit base-board only 7½" x 6".

★Weight only 15½ozs.

★Powered by Staar-Kinder motor. Operating voltage 6v., current consumption as low as 27 mA while playing.

★Ideal as the nucleus of a midget player, and amplifier of extreme portability.

The pickup of the Little Staar is fitted with a robust ceramic element transducer with two 1 mm. radius sapphire styli suitable for use in all climatic conditions. The cartridge can be withdrawn and replaced in a matter of seconds. The Staar-Kinder Motor incorporates a centrifugal governor to ensure constant turntable speed within 2% whatever the applied voltage between 7.5v. and 4.5v.



A dual purpose turntable centre is available which allows for playing small or large centre-hole records.



Staar Electronics Ltd.,

Ormond House, 26/27 Boswell Street, London, W.C.1
 Telephones: CHAncery 8953-4-5-6. Telegrams: Asterisk, London.

Available to Manufacturers only—write for full details.

TUNERS

FM85


The FM85 is the answer to so many problems. Combining as it does the highest quality Frequency Modulation reception, and excellent reception on Medium and Long Wavebands, on a small compact easily installed chassis, complete with attractive escutcheon.

With completely stable drift free tuning, the FM band covers 87.5 to 100 Mc/s and has a sensitivity of $< 8\mu\text{V}$ for 20 dB quieting. The circuit includes a tuned low radiation R.F. stage, high level noise limiter, A.V.C. The Medium and Long Wavebands cover from 195m. to 550m. and 800m. to 2,000m., and using special delayed Amplified A.V.C. circuits provide high-quality reception of good Continental broadcasts. The FM85 is fitted with a Cathode Ray tuning indicator which operates on AM and FM, a Volume Control, and is supplied complete with an escutcheon finished in gold or bronze and costs 24 gns. including P.T. or 28 gns. self-powered 200-250 v.

Also available the De Luxe AM/FM series S5/FM and S5E/FM at 32½ gns., including P.T., or 36½ gns., self-powered 200-250 v.

And the FM81 Mk II long range Frequency Modulation only tuner at 21 gns. including P.T.

The 205 Power Amplifier and Control Unit is now being demonstrated with enthusiasm by most High Fidelity specialists. Capable of giving the highest quality of reproduction at "any level" up to 20 watts. The Control Unit may be combined with and powered from some of our tuners and is suitable for feeding any amplifier with an input sensitivity of up to 250 m/v or to special order up to 2 v.



C. T. CHAPMAN (Reproducers) LTD

WORKS. HIGH WYCOMBE
BUCKS. H. W. 2474.

SALES. RILEY STREET, CHELSEA,
S.W.10. FLA. 4577

TRANSFORMERS

for every requirement



Electronics
Transmitters
Radar
Test
equipment
M.V. discharge
tubes
R.F. heating
L.V. heating

Range 1 volt—35 K.V. 1 M/A—1,000 amps.
STANDARD OR TROPICAL FINISH

We are on Admiralty and Ministry
of Supply lists and A.I.D. approved

Enquiries to:

STEWART TRANSFORMERS Ltd.


75 KILBURN LANE, LONDON, W.10 · LA 2306/2236/1



Quartz Crystals of any shape and size cut and ground precisely to specification and coated, if required, with Gold, Silver, or Aluminium, etc.

BROOKES CRYSTALS LTD


Suppliers to Ministry of Supply, Home Office, B.B.C., etc.
181/3 TRAFALGAR ROAD, GREENWICH, LONDON S.E.10
Phone: Greenw ch 1828.
Grams: Xtals, Green, London. Cables: Xtals, London



MANIFESTLY . . .

"F.M. deviation is maintained sensibly constant at all carrier frequencies in every band by feeding the reactor valve from the a.f. source via a continuously variable potentiometer, cathode follower, and ganged attenuating system, while A.M. is applied to the last harmonic multiplier in order to overcome the spurious f.m. often encountered when modulating an r.f. oscillator directly."

It's to be expected that a lad familiar with the exploits of Dan Dare, nuclear fission and analogue computers would be knowledgeable about a relatively simple instrument like the Marconi Signal Generator Type TF 995A/2—but are *you* as well-informed? Do you know that it has a frequency range of 1.5 to 220 Mc/s, and an output range of 200 mV to 0.1 μ V? That it has a built-in crystal calibrator and direct-reading incremental frequency control? That it is F.M. or A.M.—or both, simultaneously? Such basic facts about what is a standard unit of telecommunication test equipment should be known to every electronic engineer. If you don't know them, don't be too shy to admit it—write for leaflet G111 which describes this Signal Generator in detail.



FM/AM SIGNAL GENERATOR
Type TF 995A/2

1.5 to 220 Mc/s; crystal check facilities from 13.5 Mc/s upwards. Output: 0.1 μ V to 100 mV at 52 and 75 ohms, and up to 200 mV at 75 ohms. Internal 1000-c/s modulation: a.m., variable up to 50% depth; f.m., variable up to 25 and 75 kc/s deviation on all r.f. ranges, also greater max. deviations—up to 600 kc/s on the highest range. External modulation; f.m., up to 15 kc/s modulation frequency; a.m., up to 10 kc/s.



- AM & FM SIGNAL GENERATORS · AUDIO & VIDÉO OSCILLATORS
- FREQUENCY METERS · VOLTMETERS · POWER METERS
- DISTORTION METERS · FIELD STRENGTH METERS
- TRANSMISSION MONITORS · DEVIATION METERS
- OSCILLOSCOPES, SPECTRUM & RESPONSE ANALYSERS
- Q METERS & BRIDGES

MARCONI INSTRUMENTS LTD · ST. ALBANS · HERTFORDSHIRE · TELEPHONE: ST. ALBANS 56161

London and the South: Marconi House, Strand, London, W.C.2. Tel: COVent Garden 1234

Midlands: Marconi House, 24 The Parade, Leamington Spa. Tel: 1408

North: 30 Albion Street, Kingston-upon-Hull. Tel: Hull Central 16347

WORLD-WIDE REPRESENTATION

We engineered the best—then improved it

We just weren't satisfied with the best when we engineered the Tannoy Variluctance Pickup Cartridge.


Our design engineers went to work right away and perfected the "Complidex," a brand new stylus assembly that utilizes with even greater efficiency both the cantilever and variable reluctance principles. Using a combination of two distinct metals our design engineers overcame the inevitable compromise between magnetic and mechanical requirements entailed by a conventional homogeneous material. Result—the new

"Complidex" Stylus has increased magnetic efficiency within the gap plus improved mechanical efficiency of the cantilever. Further development gives correctly graded damping without disturbing the optimum vertical-lateral ratio of compliance.

Like their predecessors, the new "Complidex" Styli—with either sapphires or diamonds—allow instantaneous replacement without tools. **The new "Complidex" Styli can be used to convert the original (Mark I) cartridge to Mark II specification.**

SPECIFICATION

- Each cartridge hand-made and laboratory tested
- Frequency response within 2dB to 16,000 Kcs.
- No resonant peaks
- No undamped resonances in sub-supersonic range
- Simple turn-over mechanism
- Stylus assemblies completely independant
- Instantaneous replacement of styli without use of tools
- Optimum lateral to vertical compliance ratio
- Very low effective dynamic mass
- Output: 20 mV at 12 cm per second
- Termination load: 50,000 ohms.
- Tracking weight: 6 grams for all discs
- Available with either diamond or sapphire styli




TANNOY Mark II 'VARILUCTANCE' PICKUP CARTRIDGE

Tannoy Products Ltd. (*Practitioners in Sound*),
West Norwood, London SE27. Telephone: Gipsy Hill 1131

HUNTON will cut your press tool costs for PROTOTYPE and PRE-PRODUCTION RUNS!

THE UNIVERSAL BOLSTER OUTFIT USING STANDARDISED PUNCHES AND DIES FOR SHEET METAL PIERCING AND BLANKING ON FLY PRESSES



STUDY THESE ADVANTAGES

- Specialised range of Chassis Piercing and Forming Tools for the Radio and Electronics industries.
- To get you started—standardised Punches and Dies 1/4in. to 3 1/2in. dia. in 1/32in. sizes from stock.
- At short notice, Standardised Tools or square, oblong and other shapes.
- Adjustable Gauges for exact location of work. Automatic and Positive Stripping of material from Punch.

If in London or Home Counties ask for a practical demonstration in your own works. Alternatively, write for illustrated price list W.W.

HUNTON LIMITED

PHOENIX WORKS, 114-116, EUSTON RD., LONDON, N.W.1
Tel.: EUston 1477 (3 lines). Grams: Untonexh, London.

WAFER SWITCHES TO SPECIFICATION

As we specialise *only* in the manufacture of small quantities of wafer switches (to individual specification) we guarantee competitive prices and fast delivery.

SWITCHES TO PUBLISHED DESIGNS (FROM STOCK)

G.E.C. 912-PLUS		Mullard Tape Amplifiers
S1 (14061/B1)	} 14/6 pair	Amplifier "A"
S2 (14062/B1)		SS/567/A } 32/6 the set
S4 (SS/556/1)	... 11/6	SS/567/B } SS/567/C }
S5 (SS/556/2)	... 10/6	Amplifier "B"
		SS/567/A ... 16/6
G.E.C. 88-50 Pre-Amplifier		

Input Selector (state number of positions) ... 12/-
Treble Selector ... 7/9

Write for Price List and Design Chart.

SPECIALIST SWITCHES


23 Radnor Mews - Sussex Place
London W2 - AMBassador 2308

Suppliers to the leading electronics, aeronautical and automobile companies and to research institutions, the G.P.O. and Universities.

are you using

GEALLOY

toroidal



cores and coils ?

These cores have found wide acceptance because of their

- ★ High stability
- ★ Low harmonic distortion
- ★ Negligible external field
- ★ Remarkably low losses, i.e. high Q factor
- ★ Low temperature coefficient of inductance
- ★ Small overall size

Write for Leaflets

SALFORD ELECTRICAL INSTRUMENTS LIMITED

(COMPONENTS GROUP)

TIMES MILL · HEYWOOD · LANCASHIRE Tel: Heywood 6868

London Sales Office: Tel: Temple Bar 4669

A SUBSIDIARY OF THE GENERAL ELECTRIC CO. LTD. OF ENGLAND

IMPORTANT ANNOUNCEMENT

GENERAL RADIO Company
have pleasure in announcing the
OPENING of their

**LONDON SHOWROOM &
WAREHOUSE COUNTER**

at 9-10 Noel Street, London, W.1

(Tel. GERrard 0266)

Telegrams & Cables: **GENRAD**, London
as from the 5th October 1957

Vast stocks of American Radio, Radar, Electrical and Aviation equipment from Government Disposal covering almost the complete range of Lease-Lend equipment and spares will be disposed of during the forthcoming months prior to marketing our own manufactured products.

Laboratories, Amateurs and Home Constructors, Manufacturers, Exporters, Importers and Foreign Government Departments will all find a new and unequalled source of supply of equipments and spares not now readily available elsewhere.

We can offer for immediate delivery all types of components and equipment:

Transformers (mains, filament, modulation, auto, constant voltage), Chokes, Switches, Coils, Microphones, Volume Controls, Plugs and Sockets, Resistors (all types), Condensers (all types), Trimmers, Fuses, Valveholders, Insulators, Crystals, Vibrators, Valves, C.R. tubes, Klystrons, Rotary Converters, Meters, Solenoids, Phone Jacks, Relays, Aerials, Blower and other Motors, P.P.I. Units, Power Supply Units, Remote Control Units, Rectifiers, Control Boxes, Waveguide assemblies, Indicators, Test Meters, Signal Generators, Frequency Meters, Pulse Generators, Amplifiers, Master Oscillators, Transmitters and Receivers. *which can be purchased from our Warehouse Counter.*

at 9-10 Noel Street, London, W.1
(2 minutes from Oxford Circus)

PAY US A VISIT - IT WILL BE WORTH YOUR WHILE

We have what you want at the right price
**WHOLESALE ENQUIRIES WELCOMED
FOR QUANTITIES**

Open daily: 11 a.m. till 3 p.m and ALL DAY SATURDAY



**sound
technique**

Come to SMITH'S for all the books that you need to increase your technical knowledge and keep up with the latest radio developments.

Volumes not in stock can be obtained for you, and we shall be pleased to supply a list of standard works on any subject.

• *Our local branch can also supply your business and personal stationery.*

W. H. SMITH & SON

HEAD OFFICE: STRAND HOUSE, LONDON, W.C.2

BRANCHES THROUGHOUT ENGLAND AND WALES


**All good 'Labs' use
Radiospares**

quality components
for design
development and
prototype work

**Service
Engineers!**

Remember - Radiospares components are delivered absolutely "by return"

THE WAYNE KERR COMPONENT BRIDGE B.521



- Accuracy to 2%
- Two continuously variable controls indicate independently the resistive and reactive terms.
- Two, three or four-terminal measurements over an extremely wide range.

Specification

Capacitance: 1 pF to 5F.
 Inductance: 1 μ H to 0.5 MH.
 Resistance: 1 m Ω to 1000 M Ω .
 Accuracy 2%
 Power Supply: 110/125 and 200/250v.
 Dimensions: 17" x 7" x 11½" high.
 Weight: 25 lbs. approx.
 Price: £75.0.0

**Exceptional Range covers 1 picofarad to 5 farads
 1 microhenry to infinity 1 milliohm to 1000 megohms**

Operating at mains frequency, the B.521 has an effective ratio of $10^{12}:1$ and is intended for the rapid and direct measurement of virtually all components and networks likely to be encountered in electronic apparatus, whether in the laboratory or the service workshop.

The usual three-terminal facility associated with bridges of this design permits the measurement of complex impedances in situ, that is to say, an

impedance between two terminals can be determined regardless of the presence of other impedances between either or both terminals and a third point. A simple rearrangement of the test leads covers four-terminal measurements when required.

The low impedance ranges together with the in situ facility make it possible to measure switch contact resistance, dry joints, earth bonding efficiency, high value electrolytics, etc.




WAYNE KERR



**Radio Frequency Bridge
 Type B601**

A wide range transformer ratio-arm bridge for the measurement of resistance, capacitance, inductance and complex impedance between 15 kc/s and 5 Mc/s. Impedances between any two terminals of a three terminal network can be measured. Price £140.



**Video Oscillator
 Type O.22B**

A portable instrument covering the range 10 kc/s to 10 Mc/s with an output of +10 db to -50 db on 1 volt p. to p. amplitude stabilised to 0.5 db over its full frequency range. Price £175.

DEPENDABLE RELAY CO. *for* DEPENDABLE AUTOMATION

STANDARD SELF-CONTAINED CONTROL UNITS FOR



- PRODUCTION CONTROL
- COUNTING
- BATCH WORK
- PROGRESS
- TIMING
- SWITCHING
- POWER HANDLING
- LIQUID AND GRAIN
LEVEL CONTROL
- TEMPERATURE AND
FURNACE CONTROL

P.O. Type 3000 & 600 RELAYS

Manufactured to your specification to A.I.D. and I.E.M.E. standards.

COILS up to 80,000Ω. CONTACTS up to 8 amp.
INSULATION up to 5kv. Prototypes 7-14 days.

PROMPT DELIVERY — PROMPT QUOTATIONS

SIEMENS high-speed types also supplied.

Specialists in tropicalisation. Transistorised relays.
Contractors to leading manufacturers, P.O. and Govt. Depts.

DEPENDABLE ELECTRONIC RECORDER

Continuous Strip Chart • 5in. graph • 3 speeds •
Power driven pen • Immediate starting torque •
Full-scale drive 3 sec. • "Plug in" oscillator
chassis • Black ebony finish Instrument Case •
Research • Industrial and medical applications •

12a, Tottenham Street, LONDON, W.1. 'Phone: LANgham 7391/2 (NEAR GODDGE ST. STATION)

MANUFACTURERS OF
**AUTOMATIC & HAND
COIL WINDING
MACHINES**

**LAYER WINDING
MACHINES**

**WAVE WINDING
MACHINES**

**STRIP WINDING
MACHINES**

REEL CARRIERS (Light & Heavy)

Machines supplied to customers'
requirements.

Your enquiries are invited.

ETA TOOL CO.

(LEICESTER LTD.)

29A WELFORD ROAD, LEICESTER

Phone 5386

PRE-SET CONTROL LOCK

Designed to lock the spindles of pre-set potentiometers or trimmers without rotational or lateral displacement of shaft.



Will accept wide range of
panel thicknesses.

TYPE P

Very attractive
appearance for
panel mounting



TYPE C

Send for
leaflet A.1



"KNOB LOCK"

The ideal method of locking
panel mounted controls. Positive
guard against vibration, etc.

This development of our popular
pre-set control lock is finished
in black plastic and embodies
control knob and instantaneous
finger-tip locking knob.

Send for List No. A.6

SUTTON COLDFIELD ELECTRICAL ENGINEERS

Reddip Trading Estate, Sutton Coldfield. 'phone SUT 3038 & 6666

*Who'll need
the next grade? . . .*

The many standard grades of DELARON laminates—each with its characteristics determined for a particular type of job—are like graduates from a college, out in the world and earning their living. Their records are known. Their performance is consistent.

Back in the De La Rue Research Department are the undergraduates in different stages of development. Some are virtual certainties, whose final performance figures are not in doubt. Others, employing new combinations of paper, cotton fabric or glass fibre with new synthetic resins, are more exploratory.

It is *probable* that one of the standard grades of DELARON laminates exactly suits your needs. And if it doesn't? . . .

If it doesn't, then De La Rue will evolve one that does. That's a plain offer, a matter of policy.

. . . of **Delaron***
by De La Rue

* 'DELARON' is a registered trade mark

THOMAS DE LA RUE & CO LTD

DEPARTMENT D78 84-86 REGENT STREET LONDON W1

It pays to specify


EGEN

POTENTIOMETERS

Egen potentiometers can be *relied* upon. Every part, from the tag to the track, is the very best of its kind. Add outstandingly intelligent design and you see why more and more engineers specify EGEN.

NEW 1¼" RANGE.

Measuring 1¼" diameter, Type 181 is without a switch. Type 183 has a double-pole Q.M.B. switch and Type 243 a *heavy-duty double-pole Q.M.B. switch specially designed for Television*. These controls are available with tappings at 33%, 50% or 60% of slider rotation, also with terminations suitable for printed circuits.



NEW WIRE-WOUND PRE-SET for group assembly


Among recent additions to the EGEN range is Type 189. It has an easily replaceable wire-wound track with good heat dissipation and can be grouped with Type 166 carbon pre-set controls on a common panel.

EGEN

ELECTRIC LIMITED

CHARFLEET INDUSTRIAL ESTATE

CANVEY ISLAND · ESSEX · ENGLAND



Andec

LIMITED

ELECTRONIC ENGINEERS
& TRANSFORMER SPECIALISTS



TRANSFORMERS

Up to 50 K.V.A.

F.H.P. MOTORS

ELECTRONICS

Your enquiries are invited and we shall be pleased to supply you with a complete catalogue.


ANDEC LIMITED

A.I.D., A.R.B. approved

BENNET ROAD · READING · ENGLAND

Tel. 82401/2

48 HOUR PROTOTYPE SERVICE



EARLY DELIVERY OF HIGH STABILITY
RECTIFIERS

to any rating.

AUTOMAT MOORSIDE, SWINTON,
MANCHESTER. Tel.: SW1 4242
CW 4325

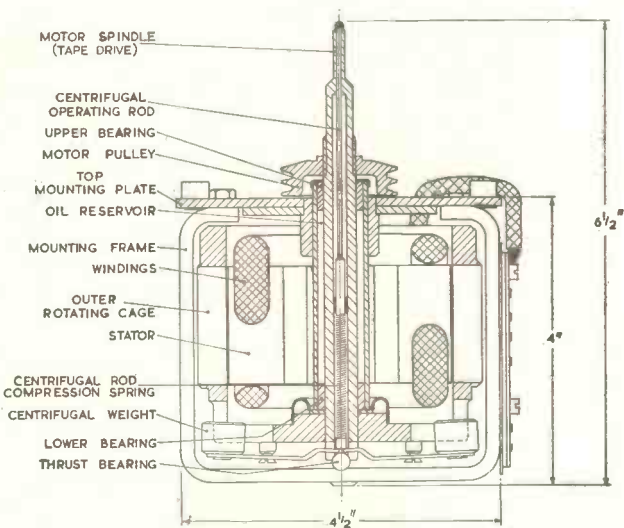
WHAT MAKES A GOOD TAPE RECORDER

Three against one - IS IT FAIR?

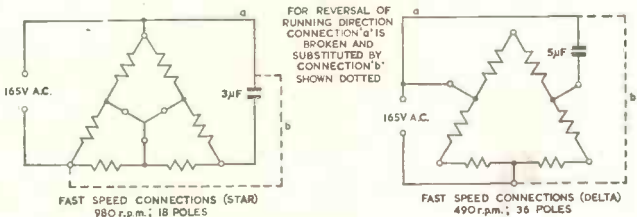
The answer—if you're talking about three motors as opposed to one in a quality tape recorder—is yes. Yes, if you've got design resources and a research set-up big enough to produce the right motor. After all, the advantage of employing three motors is mainly that it makes life easier for the designer. It is not necessarily better for the tape recorder.

Concentrating all your effort into one motor on the other hand may give you plenty of research headaches initially but finally enables you to achieve a much stricter specification, with more additional features, added reliability and a very high power reserve under *all* conditions. Especially if you decide to eliminate the mechanical complications associated with single motor drive by causing the motor to carry out those functions *electrically* (i.e., speed change, alteration of running directions, quick starting).

THE GRUNDIG TAPE RECORDER MOTOR



The motor is of the Outer Rotating Cage Split Phase Induction Type. From the description and from the accompanying diagrams it will be noted that the *outer* part of the motor *rotates* and the conventional rotor, carrying the windings, *stands still*. This in effect gives a very good fly wheel action, obviating the necessity for an additional fly wheel to achieve a constant motor speed. The hollow motor spindle contains a rod which is operated by centrifugal force when the motor is in rotation and the movement of this rod is utilised to operate a number of contacts, which for its starting operation, feed the motor from 260 volts A.C. As soon as the motor has attained its correct running speed (after approximately 0.4 seconds) the "centrifugal force operated rod" will cause the motor to be fed from 165 volts A.C., its correct operating voltage. The stator of the motor is wound for 36 poles which, for fast speed operation (usually 7.5"/sec. tape speed), are connected so that two poles are always in parallel, all windings being connected in 'Star' fashion. For operation at the slow speed (usually 3.75"/sec) all 36 poles are used in series and the windings are connected in 'Delta' fashion. The third phase required for the operation of the motor is obtained by means of a metallised paper condenser of 3 or 5 Mfd capacity. The exact amount of capacity required will vary between motors of different types used in Grundig Tape Recorders, but their capacity is usually in the range stated. For fast speed operation the capacity required will be lower than that for slow speed operation. It is usual, therefore, to use one of two smaller capacitors, which are then connected in parallel for slow speed operation.



GRUNDIG (Great Britain) LTD. Trade enquiries to: **KIDBROOKE PARK ROAD, LONDON, S.E.3**
 Advertising & Showrooms: **39/41 NEW OXFORD ST., LONDON, W.C.1.** (Electronics Division, Gas Purification & Chemical Co. Ltd.)
 GS 49

Mains Voltage Fluctuations ?

Can be overcome with the new

SABIR

**HIGH PERFORMANCE—LOW COST
AUTOMATIC AC VOLTAGE REGULATOR**

VOLTAGES: 110-110V; 110-230V; 230-230V.
REGULATION: $\pm 1\%$ for input variations of $\pm 15\%$.
RATING: 200 VA nominal. (Load limits 25 VA-250 VA.)


RESPONSE TIME: .01 sec.

EFFICIENCY: 83% approx. at rated load.

FITTINGS: On-off switch, illuminated escutcheon.

The benefits of complete protection from the disturbing effects of varying mains—available for the first time at a moderate outlay. In a size, presentation and finish that make the **SABIR** ideal for:—Instruments, Test Equipment, Television and Broadcast Receivers, Appliances, and Experimental Work.

List Price **£11.15.3**



Further details and full specifications from:—

MERCIA ENTERPRISES LTD
GODIVA HOUSE, ALLESLEY OLD ROAD, COVENTRY. Telephone: 2279

ASK ARTHURS FIRST

LARGE STOCKS OF VALVES and C.R.T.s. METERS, Avo, Advance, Taylor, and Cossor Oscilloscopes in stock. AMPLIFIERS, Leak, Trix & Quad. GRAM UNITS, Garrard & Collaro. Collaro TRANSCRIPTION UNIT 2010PX.

LOUDSPEAKERS, Goodmans, Wharfedale, WB Tannoy and leading makes. PICK-UPS and STYLIs of most makes. TAPE RECORDERS, Grundig, Philips, Truvox, Playtime & Ferrograph.

LATEST VALVE MANUALS

Mullard, 10/6; Osram & Brimar No. 6, 5/- each; Osram Part 2, 10/-.
Postage 9d. each extra.

PARTICULARS ON REQUEST

Terms C.O.D. OR CASH with order.

Arthur's EST. 1919
PROPS: ARTHUR GRAY, LTD.

GRAY HOUSE, 150-152 CHARING CROSS ROAD, LONDON, W.C.2
TEmple Bar 5833/4 and 4765 Cables: TELEGRAY, LONDON

WALMORE ELECTRONICS LIMITED

PHOENIX HOUSE, 19/23 OXFORD STREET,
LONDON, W.1.

Telephone: GERrard 0522 Cables: Valvexpor
For immediate response Telex London 8752

EXPORTERS OF RADIO, TELEVISION AND INDUSTRIAL TUBES, HAVE PLEASURE IN INTRODUCING THEIR BRAND



AND INVITE ENQUIRIES FROM BUYING AND CONFIRMING HOUSES EXCLUSIVELY FOR EXPORT

SUPPLIERS OF RADIO COMPONENTS ELECTROLYTICS, AND CATHODE RAY TUBES



Actual size

Abridged data

$V_h = 6.3V$

$V_{h-k} (pk) = \pm 250V \text{ max.}$

$V_{al+a3} = 350V \text{ min.}$

$S_x = \frac{95}{V_{a3}} \text{ mm/V}$

$S_y = \frac{110}{V_{a3}} \text{ mm/V}$

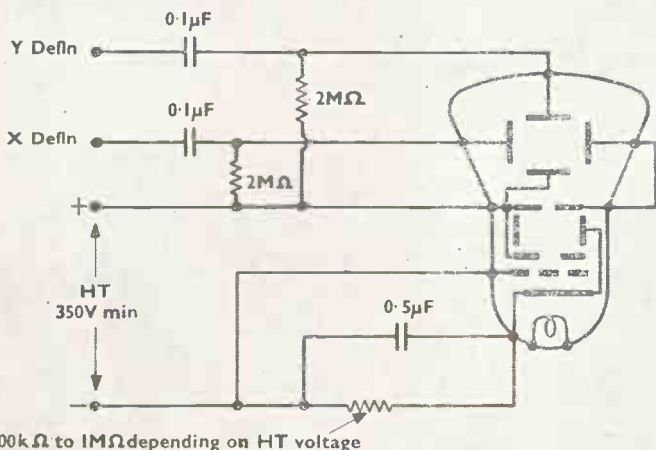
Waveform monitoring at extremely low cost with the ICPI

Waveform monitoring facilities can be incorporated in both existing equipment and new designs with extreme ease and economy with the ETEL cathode ray tube ICPI.

The tube itself is inexpensive and the associated circuitry required is very simple. The operating voltage is so low that in most equipment suitable connection to existing HT lines is all that is required. Beam focusing is fully automatic and auto-bias is quite adequate.

Space problems rarely occur when the ICPI is used — it is only 4½ inches long and fits a normal B8G localt socket.

If you are interested in the simplest and most economical method of waveform monitoring write to the address below for further details.



Cathode Ray Tubes

ELECTRONIC TUBES LIMITED
 Kingsmead Works · High Wycombe · Bucks · Telephone High Wycombe 2020
 ETL3a

YOU'LL DO BETTER WITH PREMIER

The NEW De-Luxe TAPE RECORDER TR3

Case finished in Red and Cream with gilt styling and fittings.
Size 18½ in. x 15 in. x 9 in. for A.C.
Mains 200/250 v. 50 cycles.
TRADE ENQUIRIES WELCOMED

for £5.18.0

DEPOSIT & 8 MONTHLY
PAYMENTS OF £5.16.3
OR
CASH 45 gns.
plus 2/- post & packing.



THE "Petite" PORTABLE

MAY BE BUILT FOR

£7-7-0

plus 3/- post & packing.

Batteries extra.

HT 10/- (Type B126) or
equivalent.

LT 1/6 (Type AD 35) or
equivalent.

- ★ Size only 8 in. x 8 in. x 4½ in.
- ★ Weight, including batteries, 5½ lb.
- ★ 4 valves of the economy type.
- ★ Medium and longwave superhet circuit.
- ★ High Q frame aerials.
- ★ High sensitivity on both wavebands.
- ★ Prealigned IF transformers.
- ★ 5 in. speaker of the latest type.
- ★ Automatic on/off switch operated by lid.
- ★ Designed in our own laboratory.
- ★ Backed by an up-to-date Technical Information Dept.
- ★ Components available separately if desired.
- ★ Simple to construct, using normal soldering methods
- ★ Mains unit will be available later.
- ★ Instruction book 1/6.

Build the NEW "MAYFAIR" TELEVISOR which gives complete SAFETY to the constructor!


These Televisors use a double wound mains transformer which gives you complete safety from contact with the mains supply when handling the chassis or controls.

★ B.B.C. & I.T.A. DESIGN

WITH NEW TURRET TUNER
MAY BE BUILT FOR **£33.7.11** PLUS COST
OF C.R.T

Build in 5 Easy Stages. Full Construction details available.
Instruction Book 3/6 Post Free.

CONSOLE CABINETS with full length doors for 14 in., 16 in. and 17 in tubes. PRICE £14/14/-. H.P. Terms: Deposit £7/7/6 and 9 monthly payments of 18/6. CONSOLE CABINETS. Half door. £12/12/-. H.P. Terms: Deposit £6/6/- and 8 monthly payments of 13/3. On above cabinets add 21/- for pkg. and carr.




PREMIER RADIO COMPANY,

YOU'LL DO BETTER WITH PREMIER

B.S.R. TU9 3-speed Record Player £4/14/0 plus 2/6 post and packing.

P.U. complete with arm 36/-.




CABINETS — PORTABLE

MODEL PC/2
Grey Lizard Rexine covered . . . 45/-
Overall dimensions 15 in. x 13½ in. x 6½ in. Clearance under lid when closed 3 in.

MODEL PC/2 DE LUXE

Two colours, wine and grey, with cut-out for speaker and amplifier . . . 55/6
Dimensions 15 in. x 14 in. x 7½ in.



MODEL PC/3
Grey Lizard Rexine covered . . . 69/6
Overall dimensions 16½ in. x 14½ in. x 11 in. Clearance under lid when closed 3½ in.

MODEL PC/3 DE LUXE

As above but with cutouts for Speaker and Amplifier . . . 79/6
Dimensions as above.

THE ABOVE CABINETS ARE COMPLETE WITH CARRYING HANDLE FASTENERS AND PANEL.

Packing and Postage 3/- each.

Junction Transistors 10/- each
Equivalent of the OC70 Type

CONTINENTAL STYLE CABINET




Dark Piano finished with gold and black styling, overall size 39 in. long, 32½ in. high, 16 in. deep. Two sliding doors, concealing on the left a black panel 18½ in. x 20½ in. finished in medium mahogany, and on the

right a detachable board 12½ in. x 18½ in. and a shelf which may be used for record storage. Cash Price 18 gns., plus 25/- pkg. and carr. Credit Terms: Deposit £2/18/- and 8 monthly payments £2/4/11.

The new Spencer West Band Three converter is now available at £6/5/- plus pkg. and post 3/-.

Spencer West Pattern Unit 25/- plus 1/- pkg. and post. For elimination of B.B.C. interference or I.T.A.




PREMIER BUREAU DE LUXE

A superb cabinet in finely figured walnut veneer. Interior light sycamore with rexine matching lining. Overall dimensions: 33 in. high, 34 in. long, 17½ in.

deep. Uncut control panel on right-hand side approximately 16 in. x 10½ in., uncut base-board on left-hand side 15½ in. long, 13½ in. deep. Two full size felt-lined storage cupboards in the lower part of the cabinet. Cash price 16½ gns. Credit Terms: Deposit £2/3/10 and 8 monthly payments of £2/2/10. Packing and Carriage 25/- extra.

We carry a comprehensive stock of components by all leading manufacturers.

SEND 3d. STAMP FOR OUR AUTUMN CATALOGUE



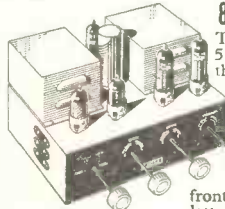
Why not make the best!

MULLARD AMPLIFIER KIT

NOW SUPPLIED WITH ULTRALINEAR OUTPUT TRANSFORMER.

All the components for model 510, PLUS pre-amplifier, on one chassis (total six valves), chassis gold hammer finished. May be purchased for £12/12/- plus pkg. and post 7/6. This version complete and tested £15/15/-.

Or pre-amplifier and tone control in a separate unit £14/14/- plus pkg. and post 7/6.



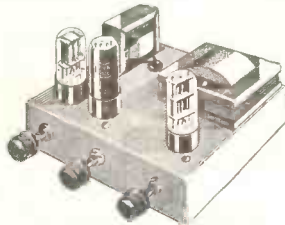
8 WATT AMPLIFIER

This design includes 5 miniature valves of the latest types, an

Ultralinear Output Transformer suitable for Speakers of 3 and 15 ohms.

and a very attractive perspex front panel with gold lettering, complete set


of parts £8/8/- Postage and Packing 5/- extra.



4 WATT AMPLIFIER

MAY BE BUILT FOR £4. 10. 6 Plus 2/6 Pkg. & Postage

Instruction Book 1/- post free. A steel case is now available, complete with engraved panel, for 15/6 extra. The amplifier may be supplied complete for £5/5/- plus pkg. and post 3/6, or fitted in case at £6 plus pkg. and post 3/6. Engraved panel 3/6. Post Free.



COMPACT GRAM AMPLIFIER

Complete ready to connect to any type of Pick-up and Speaker (8 ohms) A.C. Mains 200/250 v. Volume and tone control fitted with knobs. Overall size 7½ in. long x 3½ in. wide x 2½ in. high. £2 : 19 : 6

Suitable speaker 7 x 4 in. Plus packing and postage elliptical 21/10. 2/6.

2-BAND TRF RECEIVER MAY BE BUILT FOR £5.15.0

plus pkg. and post 3/-

3 BAND SUPERHET RECEIVER

MAY BE BUILT FOR £7. 19. 6 Plus 3/- Pkg. & Postage

These two receivers use the latest type circuitry and are fitted into attractive cabinets 12 in. x 6½ in. x 5½ in. in either walnut or ivory bakelite or wood. Individual instruction books 1/- each, post free.

TERMS OF BUSINESS

Cash with order or C.O.D. over £1. Please add 1/- for Post Orders under 10/- 1/6 under 40/-. Unless otherwise stated.

Introducing—

LORENZ MODEL PL 562


4-speed gram. motor. PRICE £3. 13. 6



COLLARO R.C. 456 4-Speed AUTOCHANGER
Designed to play 12 in., 10 in. and 7 in. Records intermixed in any order at 16, 33½, 45 or 78 r.p.m. Capacity 10 records. New reversible Dual Stylus Crystal Pick-up for use on 100/250 v. 50 cycle A.C. mains, £9/15/- plus packing and postage 5/- Deposit 25/- and 8 monthly payments of 25/-.

NEW FM TUNER

for the Home Constructor



A new design using the latest circuit techniques. Includes 4 valves plus magic eye tuning indicator, permeability tuning and an integral power supply. Two controls only, a gear driven slow motion tuning control and an output volume control with on/off switch. Suitable for fringe area reception.

All components may be purchased for £8/15/- plus packing and postage 3/6. OR less Mains Transformer and Rectifier £7/12/6 plus packing and postage 3/-.

Power requirements HT 230 v. 50 mA., LT 6.3 v. 1.5A. Dial size 3½ in. x 1½ in., overall size 11½ in. long, 5½ in. deep, 4½ in. high.

★ IT WILL PAY YOU TO VISIT OUR NEW HI-FI DEMONSTRATION ROOM



THE NEW TSL FM TUNER HIGH STABILITY MODEL

6 Valves including Magic Eye and Power Supply using the latest type Gortler permeability Unit complete with first audio stage and preset output volume control. Maximum radiation less than 10 microvolts per metre. Sensitivity better than .5 microvolts. Cash price £17/10/- (inclusive) or Credit Terms: Deposit £2/3/9 and 8 monthly payments of £2/3/4. Postage and packing 5/- extra.

STIRLING VHF/FM TUNER UNIT

A cleverly designed Unit suitable for installation either in existing equipment or as an external Unit. Completely self contained with its own power supply. The latest type permeability tuned circuit is used, tuning drift being negligible. Size 7½ x 7½ x 2½ in. Cash Price £13/13/- Postage and Packing 2/6 extra. Cr. Terms £1/15/- deposit and 8 monthly payments of £1/13/6. Plus postage and packing of 2/6.

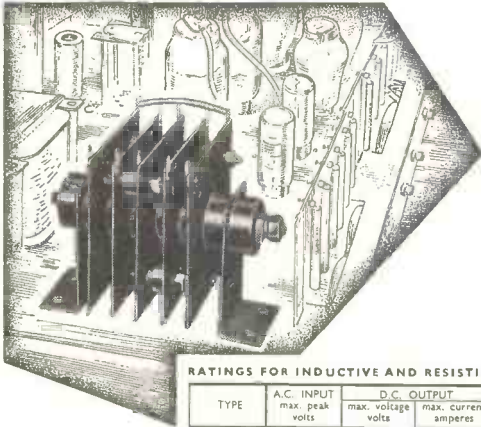
WHY BUY SURPLUS OR RE-CONDITIONED TUBES WHEN THESE FULLY GUARANTEED WIDE ANGLE TUBES ARE AVAILABLE? THE LATEST TYPE 17 in. RECTANGULAR TUBE AT £17 (INCL. TAX), POST AND PACKING 21/- EXTRA. ALSO 14 in. RECTANGULAR TUBE TYPE 14LP £13/17/6 (INCL. TAX) PACKING AND CARRIAGE 15/- EXTRA

THE JASON "ARGONAUT" MWF/FM DESIGN

★ All Premier components are designer approved ALL components to build the complete Receiver, including output stage, may be purchased for £15/5/-, or all components less output stage but including Power Supply, for £13/19/6, plus packing and postage 3/6 on each



GERMANIUM JUNCTION RECTIFIERS
— finned bridge units



RATINGS FOR INDUCTIVE AND RESISTIVE LOADS

TYPE	A.C. INPUT max. peak volts	D.C. OUTPUT		OVERALL LENGTH Inches	
		max. voltage	max. current amperes		
SINGLE-PHASE	GA31-A	140	125	2.0 at 40°C	3½
	GA41-A	53	47	2.0 at 60°C	3½
	GA51-A	210	187	2.0 at 40°C	3½
	GA61-A	106	94	2.0 at 60°C	3½
	GA52-A	340	303	2.0 at 40°C	5
	GA62-A	170	151	2.0 at 60°C	5
THREE-PHASE	GA53-A	510	455	2.0 at 40°C	6½
	GA63-A	254	227	2.0 at 60°C	6½
	GB31-A	140	188	3.0 at 35°C	4½
	GB41-A	53	71	3.0 at 55°C	4½
	GB51-A	210	283	3.0 at 35°C	4½
	GB61-A	106	143	3.0 at 55°C	4½
THREE-PHASE	GB52-A	340	458	3.0 at 35°C	6½
	GB62-A	170	229	3.0 at 55°C	6½

The well-known range of BTH germanium junction rectifiers is now available made up into convenient bridge units ready for incorporation in your equipment.

BRITISH THOMSON-HOUSTON

THE BRITISH THOMSON-HOUSTON CO., LTD., RUGBY ENGLAND
an A.E.I. Company A5184

THE WORLD'S GREATEST BOOKSHOP

FOYLES
★ ★ FOR BOOKS ★ ★

FOR ALL YOUR
Technical Books

Foyles have departments for Gramophone Records, Stationery, Handicraft Tools and Materials, Music, Magazine Subscriptions, Lending Library.

119-125 CHARING CROSS ROAD, LONDON, W.C.2

Gerrard 5660 (20 lines) ★ Open 9-6 (Thurs. 9-7)

Nearest Station: Tottenham Court Road

METERS
To B.S.89 Calibrated and scaled to your requirements.
COMPREHENSIVE RANGE AVAILABLE
EX-STOCK or TO ORDER
DELIVERY 7-14 DAYS

Stockists of:
ERNEST TURNER, BALDWIN, EAC,
WEIR and LEADING MANUFACTURERS' INSTRUMENTS.



Typical 2½ in. & 3½ in. Round Flush Pattern

MOVING COIL, MOVING IRON,
THERMO COUPLE, ELECTROSTATIC.

CIRCULAR (Flush or Projecting),
SQUARE, RECTANGULAR, & INDUSTRIAL PATTERNS.

We can supply meters with Non-Standard Current and Voltage Ranges to any specification.

Owing to increased capacity we are now able to accept customers' own Meters for **SCALE DRAWING & LETTERING**

Manufacturers of:
ELECTRONIC TEST EQUIPMENT, NETWORK ANALYSERS, EDUCATIONAL, GEOPHYSICAL and SPECIAL INSTRUMENTS, PORTABLE MULTIRANGE TEST SETS at 1 megohm per Volt.

May we quote for your requirements?

ANDERS ELECTRONICS LTD.

103, HAMPSTEAD RD., LONDON, N.W.1. EUS ton 1639

Suppliers to Govt. Depts., B.B.C., Tech. Colleges,
Leading Manufacturers & Research Laboratories

CABINETS

MANY & VARIED DESIGNS IN BUREAU, PIANO, CONSOLE AND TABLE MODELS

THE RECORDAGRAM BUREAU CABINET

This is an entirely new design cabinet in the bureau style. It is pleasingly finished in medium walnut high polished veneer. Plyth and hinge board in black ebony finish. Very large speaker vent in gold expanded aluminium. Both control aperture and motor board supplied uncut.

Overall size as follows:—
Length 2ft. 8½ in. Height 2ft. 7½ in. Maximum Depth 1ft. 3½ in. Aluminium Depth 11 in. Motor Board size: 17 x 12 in. Control Panel size: 14½ x 12 in. Baffle cut for 8 in. P.M. speaker. Storage space 832 cubic inches. Height 14 in., depth 14 in., width 14½ in.



Send also for our detailed wholesale list for cabinets, wire chassis FM/AM. Complete TVs, Radio Aerials, Convertors & sundry Electrical components, E.C. Shavers, etc.



V.E.S. WHOLESALE SERVICES Ltd.

Dept. (W.W.), 11, Gunnersbury Lane, Acton, W.3
Trade only supplied Tel.: ACO rn 5027

TELEVISION AERIAL COMPONENTS
DESIGNED FOR CONSTRUCTING BAND I & BAND III T.V. AERIALS
ELEMENT DIMENSIONS SUPPLIED FOR ALL CHANNELS

Selecting at random from our new multi-page catalogue:

- ★ Band III Folded Dipoles (As illustrated)
- ★ Reflector and director rod holders
- ★ Masthead Fittings for ¾", 1", 1½" and 2" Masts
- ★ Mast Coupling units for 2" Masts
- ★ Insulators, both Rubber and Plastic (As illustrated)
- ★ Alloy Tubing for Elements, Cross boom and masting

Send 1/- P.O. for the revised, fully illustrated catalogue to:

FRINGEVISION LTD., Marlborough, Wilts. Phone: 657/8



*precision
and
craftsmanship*

Take a look at your wristwatch. The odds are a hundred to one that in small lettering on the dial you will find the words "Swiss Made".

Throughout the world Switzerland is recognised as the centre of craftsmanship in precision mechanisms. When you consider the service your watch gives you day after day—and the price you paid for it—you may well conclude that "Swiss Made" also means sheer value for money.


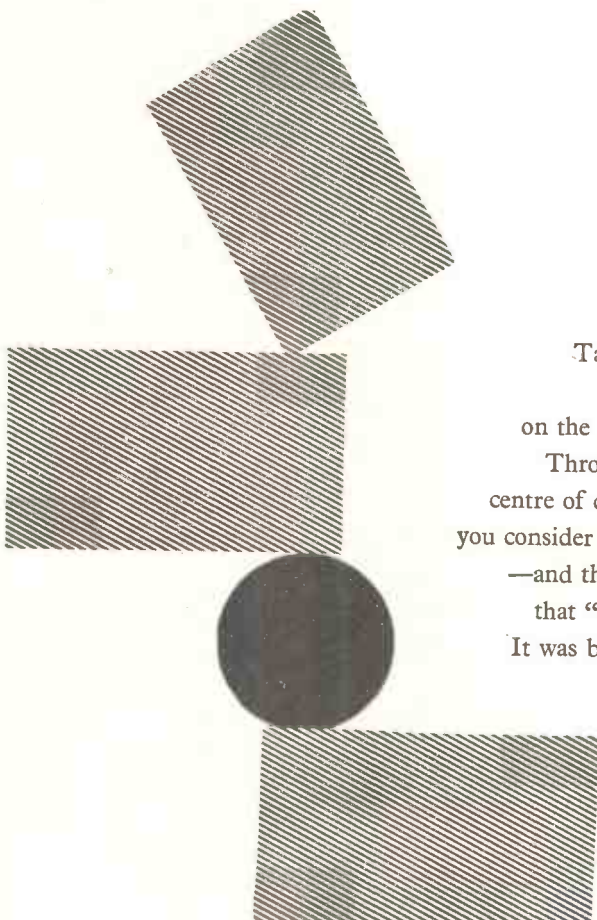
It was by no accident that Goldring turned to Switzerland for a transcription gramophone motor. Modern record reproduction calls for a craftsman-made mechanism of more than average precision and reliability. And modern strains on purses call for nothing short of real value for money.

The Goldring-Lenco Transcription Motor is designed and made entirely in Switzerland. There are three versions (from £17. 10. 4. to £23. 7. 0. including P.T.) which incorporate the Lenco transcription arm and the Goldring "500". Your dealer will be happy to show them to you—or we will gladly send you a descriptive leaflet on request.

GOLDRING-LENCO
GRAMOPHONE TRANSCRIPTION MOTORS



Goldring Manufacturing Co. (Great Britain) Ltd.
486 High Road, Leytonstone, London, E.11
(Leytonstone 8343)





Oh, disaster, quiet passages disturbed by a continuous muttering—great speeches delivered against a background of noise. Oh, the pity of it! Oh, pardon us—we refer of course to the unfortunate

effect a rumbling motor can have on an otherwise good record reproducer.

We at B.S.R. go to great lengths to stop rumble in the Monarch autochanger. The motor—designed and built entirely in our factories—is dynamically balanced and is mounted on a special 3-point rubber cushioned mounting allowing rumble-eliminating 'float'. Complete units are carefully checked to ensure they comply with the exacting performance standard laid down.

Just one more reason why the Monarch gives the finest enjoyment of records . . . and

don't forget the Monarch is fitted with the famous Ful-Fi cartridge. These cartridges give the finest fidelity in the world and are manufactured by B.S.R. to their meticulous standards.



Monarch UAB
World's Finest 4-Speed Autochanger!



BIRMINGHAM SOUND REPRODUCERS LTD., OLD HILL, STAFFS.

Wireless World

ELECTRONICS, RADIO, TELEVISION

Managing Editor: HUGH S. POCOCK, M.I.E.E.
Editor: F. L. DEVEREUX, B.Sc.
Editorial Consultant: H. F. SMITH

NOVEMBER 1957

In This Issue

- 515 Editorial Comment
516 "Solid Circuits"
518 World of Wireless
521 Return Loss—1 *By Thomas Roddam*
525 Semiconductor Symbols *By P. M. Thompson and J. Bateson*
529 Loudness *By "Cathode Ray"*
534 Bi-Directional F.M. Aerials *By H. B. Dent*
536 Short-Wave Conditions
537 Recent Audio Developments
539 Calibrated D.C. Oscilloscope *By B. Pearce*
543 400-Watt Audio Amplifier *By G. R. Woodville*
547 Technical Notebook
549 Component Testing Bridge *By C. D. Lindsay*
550 Servicing Printed Circuits *By Jack Darr*
553 Severe Ionospheric Storm
554 Television Frame-Pulse Separator *By H. D. Kitchin*
560 News from the Industry
561 November Meetings
562 Random Radiations *By "Diallist"*
564 Unbiased *By "Free Grid"*

VOLUME 63 No. 11

PRICE: TWO SHILLINGS

FORTY-SEVENTH YEAR
OF PUBLICATION



Offices: Dorset House,
Stamford Street, London,
S.E.1.

Please address to Editor,
Advertisement Manager or
Publisher, as appropriate.

Telephone:
WATERloo 3333 (60 lines)

Telegraphic Address:
"Ethaworld, Sedist, London".

PUBLISHED MONTHLY (4th Tuesday of preceding month) by ILIFFE & SONS LTD., Dorset House, Stamford Street, London, S.E.1. Telephone: Waterloo 3333 (60 lines). Telegrams: "Iliffepres, Sedist, London." Annual Subscription: Home and Overseas, £1 15s. 0d. Canada and U.S.A. \$5.00. Application for second-class mailing pending at Post Office, New York, N.Y. BRANCH OFFICES: BIRMINGHAM: King Edward House, New Street 2. Telephone: Midland 7191. COVENTRY: 8-10, Corporation Street. Telephone: Coventry 5210. GLASGOW: 26B Renfield Street, C.2. Telephone: Central 1265. MANCHESTER: 200, Deansgate, 3. Telephone: Blackfriars 4412. OVERSEAS OFFICES: U.S.A.: 111, Broadway, New York, 6, N.Y. Telephone: Digby 9-1197. CANADA: 67, Yonge Street, Toronto, 1, Ontario. Telephone: Empire 6-0873.

A service for all who need complete data on Mullard valves, tubes and semiconductor devices



The Mullard Technical Handbook is a loose-leaf publication, issued on a subscription basis and containing data sheets on all Mullard valves, tubes and semiconductor devices in current production.

From one to twenty pages are devoted to each type, data including: standard ratings, recommended operating conditions and performance figures for various applications, limiting values, characteristic and performance curves.

Subscribers receive supplementary or revised sheets automatically as they are issued and thereby have early intimation of new introductions.

At present the Handbook comprises four volumes with the following contents:—

Mullard

Mullard Limited, T.S.D., Data and Publications Section,
Mullard House, Torrington Place, London, W.C.1.

VOLUMES I and IA

Data on current Receiving and Amplifying Valves. Cathode Ray Tubes. Crystal Diodes and Transistors. Photocells. Cold Cathode Tubes. Small Thyratrons. Miscellaneous and Special Tubes.

VOLUME 2

Data on earlier type Receiving and Amplifying Valves and Cathode Ray Tubes still in limited production for the maintenance of existing equipment.

VOLUME 3

Data on Power Valves for Transmitting and Industrial Equipment. Power Rectifiers. Large Thyratrons. Microwave Devices.

For full details of this service, including subscription rates and application form, write to the address below.



New bumper edition

of the

BRIMAR

RADIO VALVE & TELETUBE

MANUAL

is now ready!

336 pages

covering:

VALVE AND
TELETUBE DATA

SPECIAL COMPONENTS
AND CIRCUITRY



- ① Summary of Current Types for New Equipment.
- ② Valve ratings and base connections of nearly 300 valves and Teletubes including the Brimar "T" Range of Special Quality Valves and S.T.C. Special Valves.
- ③ Information on Sentercel Selenium Rectifiers including contact cooled types and on Germanium Diodes, Transistors, High Grade Resistors and Brimistors.
- Circuit Section modernised and greatly increased to include Transistor Circuits.
- Radio Engineering Formulae.
- Information on Band 1, 2 and 3 and Amateur Transmitting Wavebands.
- Brimarize Section and up-to-date Substitution List of American Types.
- Equivalents to C.V. Nos.

NO. 7 EDITION

PRICE
6/-

SEND FOR YOUR COPY TO:

The Publicity Department

Standard Telephones and Cables Limited

FOOTSCRAY · SIDCUP · KENT · FOOTscray 3333



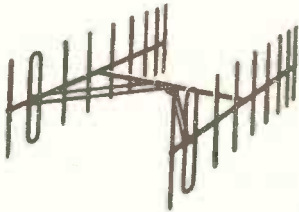
Either side—LP or standard—of an Acos 65 turnover cartridge is a strong side. And the whole 65 Series makes strictly a first-division team. Type 65-1 plays with finesse and style on hi-fi form right up to 12 kc/s (yet he is no weakling*). Type 65-3 gives a powerful kick* (but a pretty performance, as well). All have × 500 styli in slip-in fittings, and they play in league with practically every well-known make of gramophone. Forward fellows, these Acos 65.

* Outputs: Type 65-1, 0.15 V; Type 65-3, 1.0 V, at 1 cm/sec velocity, 1,000 c/s

acos ARE DOING THINGS IN STYLI

"BELLING LEE" NOTES

Just back from a tour of South Wales and the West, specifically taking in the towns of Cardiff, Swansea, Bristol, Taunton and Exeter, we would like to confirm our thoughts as written in the last issue. The aerial used for the test transmitter looks considerably smaller 400ft. up the mast, than it did outside our office door. As so often happens in such cases, those situated closest to the transmitter are worse served in the early stages, Cardiff, Swansea, Port Talbot and Neath being in the shadow of the plateau, whilst places farther afield such as Cinderford 45 miles, Chepstow 25 miles are getting a fair signal, Newport and Bristol being patchy. We were surprised to find a few reports from outlying districts in both Taunton and Exeter.



The "Belling-Lee" 99A/10 array

It must be remembered that the Hessary Tor transmitter was created because the signal from Wenvoe was so poor in Plymouth and Exeter. Yet the Exeter dealers and their customers seem optimistic that they will be able to receive a St. Hilary programme of entertainment value. We feel sure that this will only be possible with a really efficient double nine-array, and when on the subject of such aerials let us claim here and now that the "Belling-Lee" 99A/10 is the most efficient high gain aerial of its kind available in this country. The arrays may be attached to a wide variety of fittings and masts up to 14ft. in height.

Advertisement of
BELLING & LEE LTD.
Great Cambridge Rd., Enfield, Middx.
Written 25th September 1957

"BELLING-LEE" T.V. INTERFERENCE FILTERS

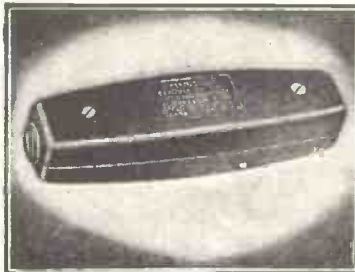


FLEX LEAD FILTERS

L.1314 For 2-core cables 2 amp. 250 v. a.c./d.c.

L.300/3 All wave Mains Filter, 1 amp.

This small flex lead filter (L.1314) is designed for the suppression of interference at television frequencies only, and for insertion in the flex lead within 6in. of the offending component of an appliance. The most convenient form of filter which can be readily serviced, it is complete with terminals and cord grips, etc. Three-core cables may be fitted, by-passing the earth lead.

This mains cable filter is designed for use on all wave bands of an average radio receiver. It has a recommended range from 10 to 2,000 metres and is less effective on higher frequencies. It is supplied with replaceable cartridge fuse-links which protect both the inductors and the appliance.



L.1308 5 amp. 3-pole Mains suppressor plug 200-250 v. a.c./d.c.

Where an appliance is suspected of or known to be creating electrical interference on the long and medium wavebands, the interference can usually be filtered or reduced by the insertion of this mains plug. This is designed for fitting to the free end of the flex lead, replacing the normal type of 5 amp 3-pole plug generally used.

Appliances likely to cause mains-conducted interference are hair dryers, refrigerators, washing machines, food mixers, fans, small motors, small drills, grinders, lathes, etc., actuated by commutator motors.

L.799 (2- or 3-core) 2 amp. Inductor and capacitor filter 250 v. a.c./d.c.

Effective at band I television frequencies and short and medium wavebands.


This is designed for connection in the lead of domestic electrical equipment such as hair dryers, vacuum cleaners, sewing machine motors, electric fans, etc., and to be truly effective must be fitted within 6in. of the connections of the motor in the appliance.



BELLING & LEE LTD
GREAT CAMBRIDGE ROAD, ENFIELD, MIDDX., ENGLAND

Telephone: Enfield 3322 · Telegrams: Radiobel, Enfield

ENROL with E.M.I.



E.M.I. Factories at Hayes, England.

"HIS MASTER'S VOICE"
MARCONIPHONE · COLUMBIA
to train for your **CAREER-HOBBY OR NEW INTEREST**

PERSONAL & INDIVIDUAL HOME TRAINING IN—

Accountancy
Advertising
Aeronautical Eng.
A.R.B. Licences
Art (Fashion, Illustrating, Humorous)
Automobile Eng.
Banking
Book-keeping
Building
Business Management
Carpentry
Chemistry
City & Guilds Exams.
Civil Service

Commercial Subjects
Commercial Art
Computers
Customs Officer
Draughtsmanship
Economics
Electrical Eng.
Electrical Installations
Electronics
Electronic
Draughtsmanship
Eng. Drawing
Export
General Certificate of Education

Heating & Ventilation Eng.
High Speed Oil Engines
Industrial Admin.
Jig & Tool Design
Journalism
Languages
Management
Maintenance Eng.
Mathematics
M.C.A. Licences
Mechanical Eng.
Metallurgy
Motor Eng.
Painting & Decorating

Photography
P.M.G. Cert.
Police
Production Eng.
Production Planning
Radar
Radio
Radio Amateurs
(C & G) Licence
Radio & Television
Servicing
Refrigeration
Sales Management
Sanitary Eng.
Salesmanship

Secretaryship
Servo Mechanisms
Shorthand & Typing
Short Story Writing
Short Wave Radio
Sound Recording
Telecommunications
Television
Time & Motion Study
Tracing
Transistors
Welding
Workshop Practice
Works Management and many others


Also courses for GENERAL CERTIFICATE OF EDUCATION, A.M.I.H. & V.E., A.M.S.E., A.M.Brit.I.R.E., A.M.I.Mech.E., A.M.I.E.D., A.M.I.M.I., A.F.R.Ae.S., A.M.I.P.E., A.M.I.I.A., A.C.C.A., A.C.I.S., A.C.C.S., A.C.W.A., City & Guilds Examinations, R.T.E.B. Serv. Certs., R.S.A. Certificates, etc.

NEW!

Courses with PRACTICAL EQUIPMENT in RADIO · TELEVISION · MECHANICS

CHEMISTRY · ELECTRICITY · DRAUGHTSMANSHIP

PHOTOGRAPHY, ETC., ETC.



COURSE FROM 15/- PER MONTH

POST THIS COUPON TODAY

To:—E.M.I. INSTITUTES, Dept. 127K, London, W.4.

NAME Age
(if under 21)

ADDRESS

I am interested in the following subject(s) with/without equipment

NOV. 57 (We shall not worry you with personal visits)




BLOCK CAPS PLEASE

IC 106

EMI INSTITUTES

The only Home Study College run by a World-wide industrial organisation



Marconi Camera Channels

IMAGE ORTHICON CAMERA Type BD808 (illustrated)

Features

- Uses either 3" or 4½" Image Orthicons.
- Designed for ease of servicing, excellent accessibility and plug-in sub-units.
- Four position turret will carry any combination from 2-inch to 40-inch lenses. 80-inch and zoom lenses may also be used.
- Viewfinder can be tilted up or down to give the most comfortable viewing position.
- Camera Control Unit may be used with 10" picture tube and 3" waveform tube, or with 14" picture tube and 5" waveform tube.
- Remote control of light intensity by variable graded filter.
- Optional remote control of focus and turret. Optional semi-automatic alignment circuit.
- Built-in turret for neutral density and colour filters.
- Full range of accessories available for both studio and outside broadcast roles.

BROADCAST VIDICON CAMERA Type BD864

The most recent addition to the Marconi range of Television Equipment.

Features

- Compact, easily operated by one man. The camera has integral viewfinder with 7" tube and 2½" waveform monitor and includes all operational controls.
- Channel consists of Camera and Power Supply only—but optional Remote C.C.U. and Monitor position available.
- Use of close-tolerance double-triodes in all valve circuits except one and printed wiring assemblies ensures great reliability.
- Rapid semi-automatic beam alignment, built-in aperture correction and gamma correction circuits are provided. Designed to make the best use of any of the present Vidicon tubes and with ample flexibility to deal with foreseeable developments.
- 4-position turret with positive location takes wide range of fixed and zoom lenses.

MARCONI

COMPLETE SOUND BROADCASTING AND TELEVISION SYSTEMS

MARCONI'S WIRELESS TELEGRAPH COMPANY LIMITED, CHELMSFORD, ESSEX, ENGLAND
LB7

Vapotron

Vapour - cooled

Power Valves

For the first time in Britain, Power Valves using the Vapotron technique for cooling are now available. Ediswan have three types ready* and others under development.

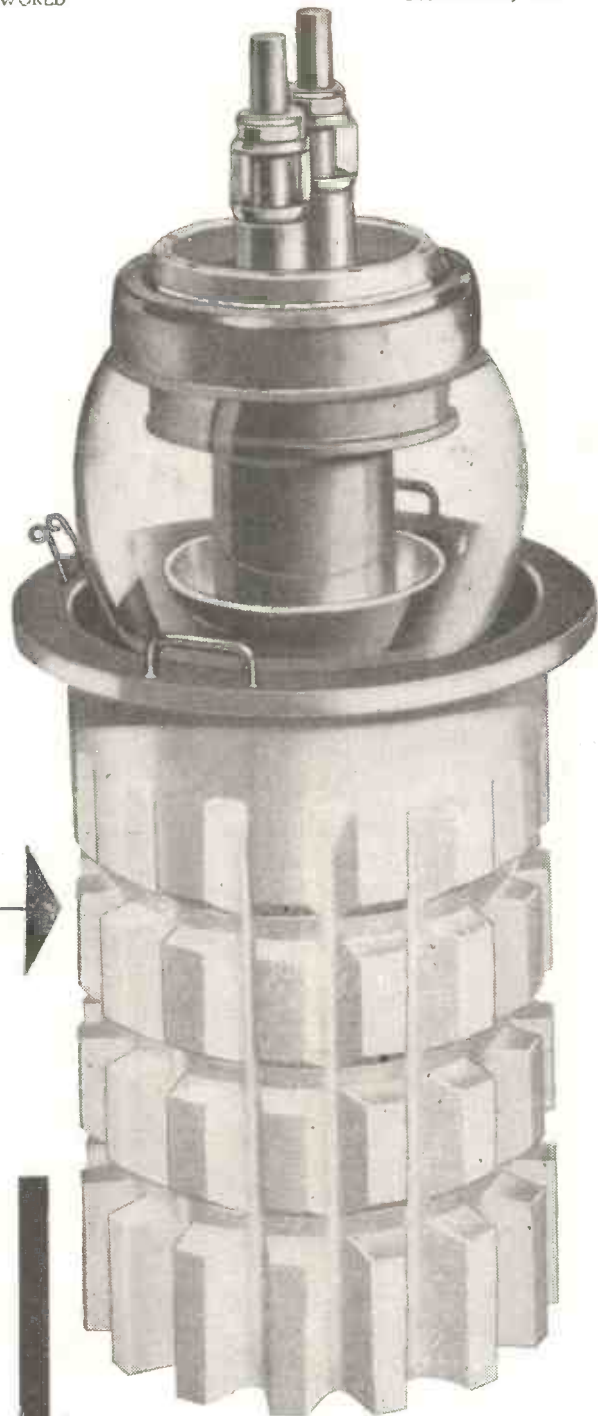
For radio frequency heating and wherever large power has to be dissipated the Vapotron has distinct advantages over conventional water and air cooling methods. Full details of these advantages will gladly be sent on application.

EDISWAN manufacture a wide range of industrial and transmitting valves.

Send for further details on Vapotrons and ancillary equipment.

SIEMENS EDISON SWAN LTD (Industrial Valve Division)

155 CHARING CROSS ROAD · LONDON · W.C.2 'PHONE GERRARD 8660 · 'GRAMS AND CABLES SIESWAN CENT LONDON · (An A·E·I Company)



* AVAILABLE TYPES...ESV 1500


ESV 892

ESV 1002

EDISWAN



Vidicon Camera Tube



The E.M.I. Vidicon Camera Tube Type 10667 which is interchangeable with the American types is now available in three versions.

Type 10667S—Studio Camera use. Type 10667F—Film Pick-Up

Type 10667G—Industrial Applications.

For comprehensive details please apply for technical brochure.

Other E.M.I. Television Equipment:

Studio and Interview Camera Channels. Flying Spot and Photoconductive Film Channels. Studio Mixers and Control Equipment.

E·M·I ELECTRONICS LTD.

(VALVE DIVISION), HAYES, MIDDLESEX, ENGLAND

Telephone: Southall 2468 Ext. 316

The answer to a troublesome circuit design problem

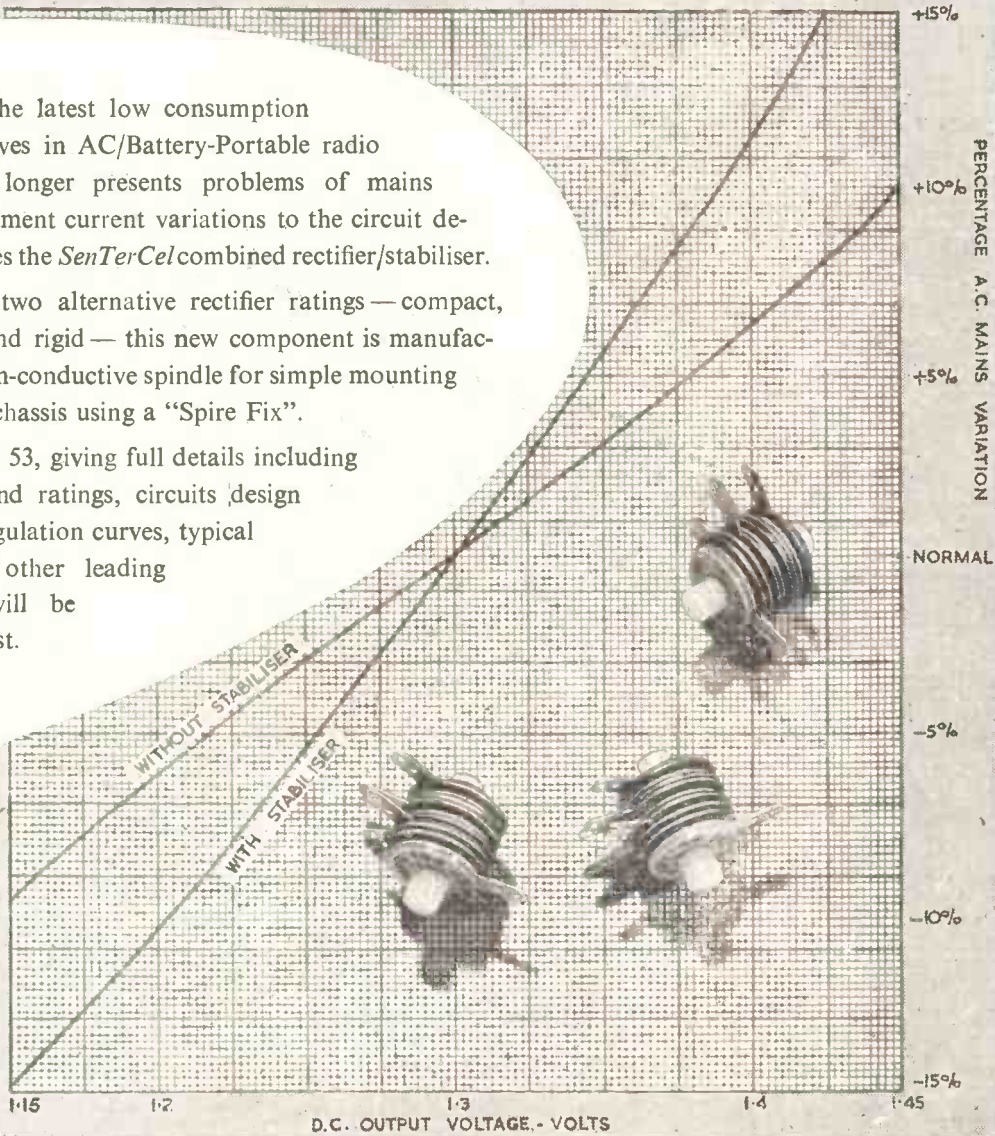
SenTerCel

RECTIFIER / STABILISER
for 1.4 volt valves

The use of the latest low consumption miniature valves in AC/Battery-Portable radio receivers no longer presents problems of mains voltage or filament current variations to the circuit designer who uses the *SenTerCel* combined rectifier/stabiliser.

Available in two alternative rectifier ratings — compact, lightweight and rigid — this new component is manufactured on a non-conductive spindle for simple mounting on the radio chassis using a "Spire Fix".

Booklet F/RS 53, giving full details including dimensions and ratings, circuits design procedure, regulation curves, typical circuits and other leading particulars will be sent on request.

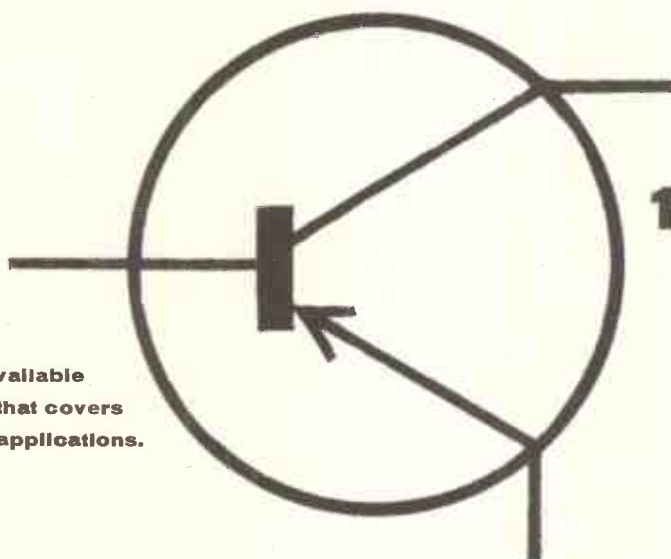


Standard Telephones and Cables Limited

Registered Office: Connaught House, Aldwych, London, W.C.2

RECTIFIER DIVISION: EDINBURGH WAY · HARLOW · ESSEX

**Three things you
should know about
EDISWAN transistors**
MAZDA



2 They are available
in a range that covers
numerous applications.

1 More and more
manufacturers are
specifying them.

3 Their prices are
competitive.

Your reference files are incomplete

unless they include our latest folder
of Ediswan Mazda PNP Junction Transistor Data.
May we send you a copy?

SIEMENS EDISON SWAN LIMITED

An A.E.I. COMPANY

155 Charing Cross Road, London, W.C.2, and branches
Telephone: GERRard 8660. Telegrams: Sieswan Westcent, London

EMI "HIS MASTER'S VOICE" MARCONIPHONE · COLUMBIA

Announce

NEW PRACTICAL WAY OF LEARNING AT HOME

NEW — completely up-to-date methods of giving instruction in a wide range of technical subjects specially designed and arranged for self-study at home under the skilled guidance of our teaching staff.

NEW — experimental outfits and lesson manuals are despatched on enrolment and remain the student's property. A tutor is allotted to each student for personal and individual tuition throughout the course.

Radio and television courses, with which specially prepared components are supplied, teach the basic electronic circuits (amplifiers, oscillators, detectors, etc.) and lead, by easy stages, to the complete design and servicing of modern Radio and T/V equipments.

If you are studying for an examination, wanting a new hobby or interest, commencing a career in industry or running your own full-time or part-time business, these practical courses are ideal and may be yours for moderate cost. Send off the coupon to-day for a free Brochure giving full details. There is no obligation whatsoever.

Courses with Equipment

RADIO · SHORT WAVE RADIO

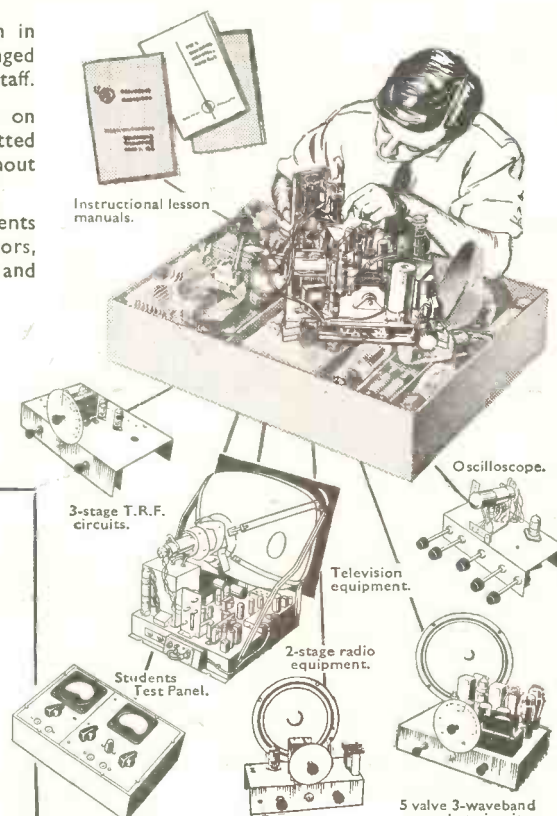
TELEVISION · MECHANICS

CHEMISTRY · PHOTOGRAPHY


ELECTRICITY · CARPENTRY

ELECTRICAL WIRING

DRAUGHTSMANSHIP · ART etc.



E.M.I. Factories
at Hayes, England



EMI INSTITUTES

Fill in for FREE BROCHURE
E.M.I. INSTITUTES, Dept. I27x, London, W.4.

Name _____
 Address _____
 Age (If under 21) _____

I am interested in the following subject(s) with/without equipment

NOV./57 (We shall not worry you with personal visits)


FREE

BLOCK
CAPS
PLEASE

IC107

The only Home Study College run by a World-wide industrial organisation

Vortexion



The above recorder uses a synchronous capstan motor and for use on 12 volt car battery a 50 c/s \pm 1 cycle 230 v., 120 w. power supply unit is available as detailed below.

T.R.G.10 MINIATURE AMPLIFIER AND VERSATILE PRE-AMPLIFIER. A modern miniature amplifier, measuring only 4½ x 5 in. over front panel and projecting 10½ in. to the rear. Uses C core transformer material to obtain low external magnetic field and has less than 0.1% harmonic distortion at 10 watts output. The amplifier response is level 15 c/s. to 50,000 c/s. within 0.2 db. The 3-valve pre-amplifier will operate direct from recorder heads with correction networks for difficult tape speeds and switched inputs are provided for radio, microphone and gram. with correction for all recording characteristics.

"SUPER FIFTY WATT" AMPLIFIER. This heavy duty amplifier is available for long life under arduous conditions. The normal life being 5,000 hours without valve change.

POWER SUPPLY UNIT for operation with Tape Recorder or similar equipment on 12V. car battery.

This D.C. to A.C. supply unit has been specially manufactured to provide 1% accurate 50 cycle A.C. power for 50 c/s synchronous motors and amplifiers sensitive to mains noise. The output from the 50 cycle is well filtered to reduce harmonics and give approximately the same degree of quietness as normal 50 cycle mains. The efficiency is over 80% at wattages over 50. Terminals for a remote control switch are fitted to prevent carrying the heavy low voltage L.T. cables any distance from the battery. The unit can then be fitted at the point closest to the battery to prevent voltage drop on leads and the A.C. satisfactorily extended to any required position.

The unit is fitted in an 18 gauge steel case to give screening, but it should not be placed close to tape heads in case the field causes slight hum.

The case measures 9 in. x 6 in. x 9 in.

Full details and prices of the above on request

VORTEXION LIMITED, 257-263, The Broadway, Wimbledon, London, S.W.19

Telephones: LIBerty 2814 and 6242-3

Telegrams: "Vortexion, Wimble, London."

TAPE RECORDERS and AMPLIFIERS

★ The total hum and noise at 7½ inches per second 50-12,000 c.p.s. unweighted is better than 50 dbs.

★ The meter fitted for reading signal level will also read bias voltage to enable a level response to be obtained under all circumstances. A control is provided for bias adjustment to compensate low mains or ageing valves.

★ A lower bias lifts the treble response and increases distortion. A high bias attenuates the treble and reduces distortion. The normal setting is inscribed for each instrument.

★ The distortion of the recording amplifier under recording conditions is too low to be accurately measured and is negligible.

★ A heavy mu-metal shielded microphone transformer, is built in for 15-30 ohms balanced and screened line, and requires only 7 micro-volts approximately to fully load. This is equivalent to 20ft. from a ribbon microphone and the cable may be extended 440 yds. without appreciable loss.

★ The 0.5 megohm input is fully loaded by 18 millivolts and is suitable for crystal P.U.s, microphone or radio inputs.


★ A power plug is provided for a radio feeder unit, etc. Variable bass and treble controls are fitted for control of the play back signal.

★ The power output is 4 watts heavily damped by negative feedback and an oval internal speaker is built in for monitoring purposes.

★ The play back amplifier may be used as a microphone or gramophone amplifier separately or whilst recording is being made.

★ The unit may be left running on record or play back, even with 1,750ft. reels, with the lid closed.

CP20A AMPLIFIER. This standard amplifier for extreme tropical use will operate from 230 v. A.C. mains or 12 v. car battery and give 15 w. output for a consumption of 5.5a. Inputs for 30Ω balanced microphones, M.I. P.U. and Cr. P.U.





**WESTON
PORTABLE
INSTRUMENTS**

Weston Portable Instruments include D.C. moving coil, A.C. rectifier and H.F. thermocouple types, and instruments of the A.C./D.C. moving iron type; high grade dynamometer models are also available.

Illustrated above is the Model S.82—a permanent magnet, moving coil instrument in the Portable range. This is primarily a Precision Grade instrument but can also be supplied with Industrial Grade accuracy. Details of this Model, together with others in this series, are available on request.

SINGLE PHASE AND POLYPHASE
WATTHOUR METERS
SYNCHRONOUS TIME SWITCHES
SYNCHRONOUS MOTORS
AND MOTOR UNITS



PANEL & SWITCHBOARD INSTRUMENTS
D.C. Moving Coil, A.C. Rectifier, H.F. Thermocouple,
A.C./D.C. Moving Iron

PORTABLE INSTRUMENTS
D.C. Moving Coil, A.C. Rectifier, H.F. Thermocouple
A.C./D.C. Moving Iron, A.C./D.C. Dynamometer
LABORATORY STANDARD INSTRUMENTS
D.C. Moving Coil, A.C./D.C. Dynamometer

CURRENT TRANSFORMERS, FREQUENCY
METERS, ALL-PURPOSE TEST SETS
AIRCRAFT INSTRUMENTS, RATIOMETERS
TACHOMETERS, WESTON STANDARD
CELLS, ELECTRICAL THERMOMETERS
"PHOTRONIC" PHOTO ELECTRIC CELLS
PHOTOMETERS

SANGAMO WESTON LIMITED
ENFIELD · MIDDLESEX

Telephone: ENfield 3434 (6 lines) & 1242 (6 lines) Grams: Sanwest, Enfield


Scottish Factory: Port Glasgow, Renfrewshire
Port Glasgow 41151

Branches: London, CHAncery 4971
Glasgow, Central 6208; Manchester, Central 7904
Newcastle upon Tyne, Newcastle 26967
Leeds, Leeds 30867; Liverpool, Central 0230
Wolverhampton, Wolverhampton 21912
Nottingham, Nottingham 42403
Bristol, Bristol 21781
Southampton, So ton 23328
Brighton, Brighton 28497

sw/25

Better than ever...

**THE SUPER
12'FS'AL SPEAKER**



SUPER 12'FS'AL

Now, Plastic Foam Suspension (FS) gives this superior Wharfedale production even smoother performance than before. The high flux density gives excellent transient response and sensitivity over the whole frequency range. Alcomax III Magnet; flux density

17,000 gauss, 1 3/4 in. diameter centre pole; total flux 190,000 lines; speech coil 12/15 ohms; cone resonance 30-38 c/s. Price £17/10/- tax free.

Wharfedale WIRELESS WORKS LTD.
IDLE · BRADFORD · YORKS

Telephone: Idle 1235/6. Telegrams: Wharfdel, Idle, Bradford

Britain's best Hi-Fi Equipment

We have devoted over 22 years entirely to the design and manufacture of audio equipment and we are proud of our position as leaders in this field. We were the first firm in the world to design and market Amplifiers having a total distortion content as low as 0.1%; a claim which was received with incredulity in 1945, but which was subsequently confirmed by the National Physical Laboratory and has become an accepted world-wide standard.



High engineering ideals have guided our efforts, and Leak Amplifiers have been the choice of the B.B.C., Commonwealth and foreign broadcasting authorities and Recording Studios. This acceptance by professional audio engineers has led to a demand for Leak equipment from music lovers throughout the world.

On the important question of prices it is appropriate to mention one of the basic principles of Leak design. From long experience and by extreme attention to design details during development work on the pre-production models, we enable our craftsmen to achieve a high output per man-hour. The labour costs thus saved offset the increased cost incurred for high-grade materials, components and finishes, and this, together with quantity production (made possible only by a world-wide market), explains how quality products may be sold at reasonable prices.

An important Test Report . . .

Independent laboratory tests of the Garrard 301 transcription turntable were recently carried out by Audio Instrument Company Inc., New York, U.S.A., under the direction of Mr. C. J. Lebel (Chairman of one of the groups which prepared the NARTB Standards). It was necessary that the pick-up and amplifier system should conform in response to the RIAA-New AES-new NARTB response curve within ± 1 db, and in the tests of this excellent transcription unit the components selected for use as complying with this requirement were a Leak tone arm fitted with Leak cartridge and a complete Leak pre-amplifier and power amplifier Model TL10.

The full test report appeared in the February, 1957 issue of "Wireless World," pages 22 and 23.



If you were unable to visit the B.S.R.A. Exhibition, complete the coupon below and post it to us for details of the NEW Range of Leak High Fidelity Equipment.



**The First Name
in High Fidelity**

**H. J. LEAK & CO. LTD., BRUNEL ROAD,
WESTWAY FACTORY ESTATE,
ACTON, W.3, ENGLAND.**

Telegrams: Sinusoidal, Ealux, London
Telephone: SHEpherds Bush 1173/4/5 Cables: Sinusoidal, London

Please send details of

- * FM Tuner
- ** Gram. pickup
- *** Amplifiers

Please send name and address of my nearest Hi-Fi dealer

Name

Address

W W.

INDUSTRIAL OVERHEAD HEATER



This overhead heater warms only the area within its radiant rays, and so effects a considerable saving of fuel. Its benefits are felt immediately, there is no warming-up period. It is essentially a personal type of heater, having controls within easy reach of the operative. The controls give four variations of heat and "Off." At maximum heat the unit consumes 1kW.

- The Infray Major is of particular use:—
- (a) In large rooms, warehouses, lofts, machine shops, etc., where the cost of heating the whole room to a comfortable level would be too great.
 - (b) In rooms which in the main have to be kept cool, e.g., food storage chambers, beer cellars, etc.
 - (c) In any situation where local heating is required quickly.
Price is £7/10/-, carriage paid.

8FT. UNBREAKABLE MAINS LEAD.

This is the type of lead which is fitted to electric razors and similar appliances, makes fine lead for test-meters and any other devices where the flex is subject to continuous bending and kinking. Twin figure eight construction, soft cream P.V.C. covered. Normally costs 2/- per yard—we offer three leads for 3/- post free; special quotes for large quantities.

ANOTHER SNIP

Heavy duty castors—ideal for fitting to T.V. instrument trolley. Current value 12/6—special snip price 7/6 set of four, plus 1/- post



W.D. CIRCUIT DETAILS


Diagrams and other information extracted from official manuals. All 1/6 per copy, 12 for 15/-.

American Service Sheets	R.109	78 receiver
A.1134	78 receiver	
BC.348	R28/ARC5	
BC.312	R1116/A	
R.103A	RA-1B	
BC.342	AR88D	
RA-1B	AN/APA-1	
R-208	78	
R-1155	76	
R-1124A	R.T.18	
R-1132A/R-1481	CAY-46-AAM-	
R-1147	RADAR	
R-1224A	A.S.B.-3.	
R-1082	Indicator 62A	
R-1355	Indicator A.S.B.3	
B.C.1206-A/B	Indicator 62	
B-455-A (or-B)	Indicator 6K	
B-454-A (or-B)	R.F. unit 24	
B-453-A (or-B)	R.F. unit 26	
Transmitter T1154/	R.F. unit 25	
B.D.J.N.	R.P. unit 27	
Fifty-eight walkie-talkie	Wireless set No. 19	Demobbed valves
Frequency meter		
B.C.221.		

TELEVISION UNITS


The I.F. UNIT

Employs 8 miniature valves, sound and vision are at 34/36 and 37.5 Mc/s respectively. Output just over one watt sound. Employs variable peak white clipper to reduce vision interference and sound interference. The unit which can be driven by any standard 24/37 Mc/s turret or other tuner is beautifully made and contained on a chassis size approx. 8in. x 4½in. x 2in.



The unit with valves made up, aligned and ready to work is available price £9/12/6.

The POWER UNIT



venience and symmetry. The size of the unit is 15½in. x 3in. x 2in. It is all wired up and ready to work. Price £3/5/-.

A.C./D.C. working for 3 amp valves. Rectification is by metal rectifier; smoothing is by a 3 Henry choke and large electrolytic condensers.

Ballast Register has tapings for HT and heater current, also fuse and a thermistor to protect the circuit against current surges


A double pole switched volume control which, although not part of the power unit, is included for the sake of convenience.

The TIME BASE CHASSIS

This uses 6 valves and includes the sync. separator, the focus magnet, scanning coils and ion trap.

The whole unit measures 15½in. x 6½in. x 2in. and the metal work includes tube support for chassis mounting a 14in tube, but up to 21in. tube can be scanned but will require separate mounting.

Price for unit with valves ready made up and tested is £12/15/-.




NOTE

These three units, although quite separate and useable separately may also be joined together and then comprise a complete T.V. less only tuner unit and speaker (available if required). Demonstrations at all branches—circuit diagrams, etc., 3/6.

TAPE DECK—Made by the famous Truvox Company. This contains exactly the same essentials as the current model. Only the styling is different. It also takes the stereophonic head.

Specification: 3 B.T.H. shaded pole motors with silent friction drive eliminating wow and flutter. Push-button controls, electrically and mechanically interlocked. Patented electric type push-button controlled brake. Tape loading on the drop-in principle, accommodation for reels of 7in. diameter. Tracking sense to British and American standards. Playing times: up to 3 hours with L.P. Tape or 2 hours with S.P. Tape or 2 hours with Standard Tapes. Two tracks side by side with safety gap. Positive Azimuth adjustment of Record/Player head. High Impedance Heads. Overall size 14½in. x 12½in. x 5in. approx. 120 only of these fine decks offered at non-repeatable price of £17/10/- or £3/10/- down and eight monthly payments of £3. Non-callers add 10/- carriage and insurance.

TURRET TUNER

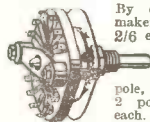


Brand new stock, not surplus, with coils for Band I and III, complete with valves PCC84 and PCF80—I.F. Output 33/38 Mc/s with instructions and circuit diagram 79/6. With knobs 3/6 extra, post and ins. 2/6.

ELECTRIC BLANKET WIRE

Waterproof P.V.C. covered, so blanket washable, 16½ ohms per foot—1/6 per yard. 14 yards, ideal for average blanket. £1 post free.

CERAMIC SWITCHES




By one of our best makers, 3 pole, 3 way, 2/6 each, also standard type switches 12 pole, 2 way, 1/3 each, 6 pole, 3 way, 1/3 each, 2 pole, 6 way 1/8 each.

FLUORESCENT LIGHTS



These are complete fluorescent lighting fittings. Built-in ballast and starters—stove enamelled white and ready to work. Ideal for the kitchen, over the work-bench and in similar locations. Single 40. 4ft. 3in long, uses a 40 watt tube. Twin 20. Uses 2 20-watt standard tubes. Price 39/6 each, with tubes. Carriage and ins. up to 150 miles 5/6, up to 250 miles 7/6.

VACUUM RELAY



American made type No. C61610, this is a relay completely sealed in a glass envelope. It will close in a strong magnetic field or by a coil placed close to or round one of its arms. Price 49/6. Operating coils 25/- each.

400 WATT MERCURY LIGHTING UNIT



This is a suspended unit which gives a terrific light and in addition to ordinary lighting, can be used to supplement daylight when growing plants during autumn and winter months. It is self-contained with glass enclosed ballast thus it can be fitted directly in place of an ordinary lighting fitting, no additional wiring is necessary. Few only available. Complete and ready to work, sale price £4/10/-, non-callers add 7/6 carriage and ins.

POCKET TRANSISTOR RECEIVER


Fits into the pocket. Size only 4½ x 3 x 1½in. Wt. only 10 ozs. Works anywhere. Uses leaf aid or ordinary earpiece. Ferrite rod aerial. No external aerial required. Uses 2 transistors. Self-contained batteries. 1/2 battery lasts months. All parts including data but not battery, case or earpiece, £2/17/6. Case now available. Price 2/6.



VARIABLE RHEOSTAT



This is a heavy duty slider resistor rated at 25 amps, but easily capable of twice this load. Basic resistance is 4 ohms but by the removal of one wire this becomes 8 ohms, alternatively it can be revised to suit individual requirements. Adjustment is by rotating a Bakelite knob which couples to a heavy duty slider, ideal for dimmer circuit. Price 5/6, post and ins. 3/6.



THE ORGANTONE

5-Valve 3-wave band superhet covering long, medium and short wave. Oram miniature valves are employed and low loss iron cored coils account for an excellent signal-to-noise ratio. Full A.V.C. is applied to both frequency changer and I.F. stages. The output stage utilises variable negative feedback. A gram. position is provided and reproduction of records is particularly good. Chassis size is 12 x 7 x 7in.—scale size is 10½ x 4½in. This receiver has been tested in particularly difficult areas and its stability and noise rejection have produced exceptional results. Price £11/10/- carriage, etc., 7/6. Or £2 deposit and seven monthly payments of £1/10/- Carr., etc., 7/6.

DON'T BE CAUGHT LIKE THIS




CAR STARTER CHARGER KIT

All parts to build 6- and 12-volt charger which can be connected to a "flat" battery and will enable the car to be started instantly. Kit comprising the following.

Mains transformer	22/6
5-amp. rectifier	17/6
Regulator Stud Switch	3/6
Resistance Wire	2/-
Resistance Former	2/6
Mains on/off Switch	2/6
0-6 amp. Moving Coil Meter	12/6
Construction Data	1/6

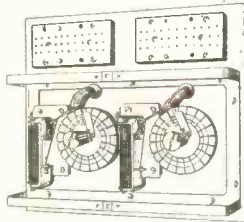
or if bought all together price is 52/6. plus 2/6 post and packing.

E.H.T. GENERATOR




This is a made-up unit, power consumption (6.3 volt 8 amp. filament and approx. 59 mA. H.T.). Contains three BVA valves. Output from 6 kV to 9 kV rectified with normal H.T. rail input but somewhat higher outputs can be obtained with higher H.T. supply. Dimensions are 6½ x 4½ x 7in. Price 69/6, post, packing, etc., 5/.

TOWARDS AUTOMATION




Rotary switch—Ministry Ref. No. AP57579, this is a motor-driven switch, the driving motor being a synchronous type for working on 110 volts 50 cycles. The two switches have 20 positions each and are enclosed by a Perspex fronted lid, separately operated relays providing interlocks. Sale price 27/6 each. Carr. 3/6.

OVERCURRENT RELAY



Beautifully made by the famous American Westinghouse Company. These are the surface mounting through panel type with clear Pyrex glass covers. They have coils for remote push button resetting. Type A—calibrated for currents between .1 and 4 amps. Type B—calibrated for currents between .5 and 2 amps. Price, unused and perfect, £3/17/6 each.



THIS MONTH'S SNIP
CHARGING SWITCHBOARD

Feed this Switchboard, through a Mains Transformer and Rectifier giving 24 volt D.C. up to 50 amps, and you have an excellent multi-circuit charger for simultaneously charging several batteries of different currents. This is an ex-Government switchboard rated at 550 watts 18 volts fitted into steel cases with doors. It contains three reverse current relays, one voltmeter, one main ammeter, two secondary ammeters and three variable resistors for controlling circuits. These are original cases. Price £2/15/- Carr 10/-.

THE "CRISPIAN" BATTERY PORTABLE

A 4-valve truly portable battery set with very many good features as follows:—

- Ferrite Rod Aerial.
- Low consumption valves (DK96 range).
- Superhet circuit with A.V.C.
- Ready built and aligned chassis if required.
- Beautiful two-tone cabinet.
- Guaranteed results on long and medium waves anywhere.

All parts, including speaker and cabinet, are available separately or if all ordered together the price is £7/15/- complete. £1/15/- deposit and seven monthly payments of £1. Post and insurance 3/6. Ready built chassis 30/- extra. Instruction booklet free with parts or available separately 1/6.



SAVE £2 10s.



The Cleveland Band 3 converter is one of the best on the market and literally thousands are in use all over Britain. Original price £7/10/- Sale price £4/19/6, carriage and ins. 5/-

Yours for £1.10.0 Down




The latest most up-to-date Record Player made by the famous B.S.E. company. Using Hi-Fi Crystal Pick Up and fitted with every modern device. Definitely a record changer which will give years of trouble-free music. Not surplus but the current model. Price £3/10/- or £1/10/- deposit and 3 monthly payments of £1, carriage and insurance 5/-.

AUTOMATIC MOTOR STARTER



For remote control of D.C. motor between 1 and 3 kw., adjustment for 100v. or 230v. Unused and in first-class condition, complete with metal and wired glass cover. Price £10, carriage 5/-.

OUR 19/6 COLUMN



THE SKYSEARCHER

This is a 2-valve plus-metal receiver set useful as an educational set for beginners, also makes a fine second set for the bedroom, workshop etc. All parts, less cabinet, chassis and speaker, 19/6. Post and ins. 2/6. Data free with parts or available separately 1/6. 3-valve battery version also available at the same price.

ALL-MAINS AMPLIFIER



Powerful three-valve Mains amplifier ideal for dances, parties, etc. Complete less chassis, cabinet and speaker (available if required)—data 1/6 (free with parts). Price 19/6. plus 2/6 post and insurance.

"CHIMELITE" 19/6



It is a hall light, as well as a double chime and you can make it in a couple of evenings for the total cost of only 19/6 including instructions, post 2/- data available separately price 2/-


Simplex Transistor Kit



Makes ideal bedroom radio, uses one transistor and one crystal diode. Complete less case 19/6, case 5/- extra, post and ins. 1/6.

A.C./D.C. Multimeter Kit

Measures A.C./D.C. volts and ohms. All the essential parts including 2in. moving coil meter, selected resistors, wire for shunt, range selector, switches, calibrated scale and full instructions, price 19/6 plus 1/9 post and insurance.



BAND III CONVERTER

Suitable London, Midlands, North, Scotland etc. All the parts including 2 valves, coils, fine tuner, contrast control, condensers and resistors. (Metal case available as an extra.) Price 19/6. plus 2/6 post and insurance. Data free with parts or available separately 1/6.

ELECTRONIC PRECISION EQUIPMENT LTD.

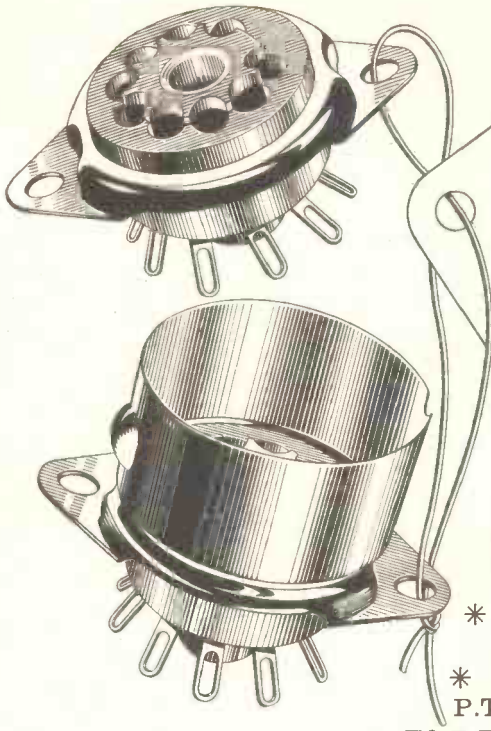
266 London Road, Croydon. Phone: CRO 6558. Half-day Wednesday.

42-46 Windmill Hill, Ruislip, Middlesex. Phone: RUISLIP 5780. Half-day Wednesday.

152-153 Fleet St., E.C.4. Phone: FLEET 2833. Half-day Saturday.

29 Stroud Green Road, Finsbury Park, N.4. Phone: ARCHWAY 1049. Half-day Thursday.

Post Orders should be addressed to E.P.E. LTD., Dept. 2, 66, GROVE ROAD, EASTBOURNE. All enquiries to Eastbourne address and please enclose S.A.E., terms are cash with order.



McMURDO
P. T. F. C. E.
VALVE HOLDERS

B7G AND B9A

* LOW LOSS—GRADE 1.

* FULLY TROPICALISED—CLASS H 1.

* SILVER PLATED PHOSPHOR-BRONZE CONTACTS.
P.T.F.C.E. MOULDINGS HAVE SIMILAR PROPERTIES
TO P.T.F.E. BUT THEY ARE LESS COSTLY TO PRODUCE.

FULL INTER-SERVICE TYPE APPROVAL TO Z.560092 - Z.560094 - Z.560095 - Z.560134

Send for full technical details to:—

McMURDO INSTRUMENT CO. LTD., VICTORIA WORKS, ASHTEAD, SURREY.

Telephone: ASHTEAD 3401
MVH. 14.

Estd.

L.R.S.

1925

EASY

TERMS

LEAK QUALITY
EQUIPMENT
for the Connoisseur

THE LATEST

"TL/12 PLUS" POWER AMPLIFIER

and the

"VARISLOPE III" PRE-AMPLIFIER

are designed to give the highest possible fidelity from records, radio and tape.

OTHER LEAK PRODUCTS "Trough-Line" F.M. Tuner Point
One Pre-amplifier Dynamic Pickup

TUNERS: Chapman · Lowther
LOUDSPEAKERS: Goodmans · Tannoy · Wharfedale
TRANSCRIPTION MOTORS: Collaro · Connoisseur · Garrard, etc.
All the above—in fact all QUALITY EQUIPMENT is available
on EASY TERMS. Immediate delivery on most items.

SMALL DEPOSIT secures, balance plus 5% interest
payable in 9 equal monthly instalments or
50% DEPOSIT and balance plus 10% interest payable over
18 months or 24 months if required.

We pay carriage and cratage on all items.

Send us your requirements. We will quote by return.

The L · R · SUPPLY COMPANY, LTD.
BALCOMBE (Tel : 254) SUSSEX.

COMING

SOON...

... a superlative new recorder with a comprehensive specification unique among portables. Professional quality at domestic price.


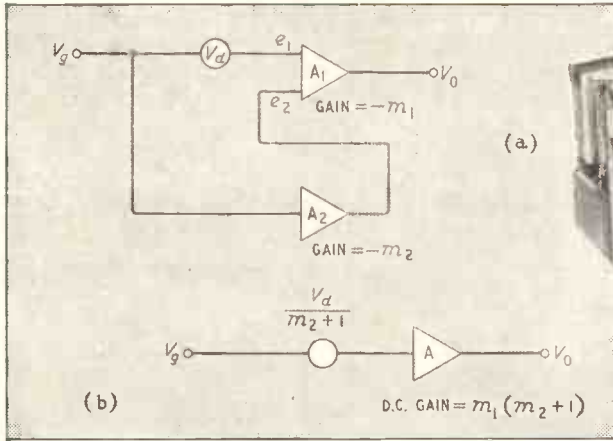
For full details apply to Quality Mart now!

Details have just been released of the New Rogers Junior Control Unit Mk. II. Incorporating an improved circuit it gives vastly better control facilities. For further details apply to us. The price complete with Junior Amplifier is £28.

Quality Mart

8 DARTMOUTH PARK AVENUE, LONDON, N.W.5

GULLiver 1131



Drift-Corrected D.C. Amplifier

USE OF AUXILIARY CHANNEL

This article in the October *ELECTRONIC & RADIO ENGINEER* deals with a method of correcting drift in amplifiers of the kind needed in real-time analogue computers. As shown in (a) above an auxiliary amplifier A_2 is added to the main amplifier A_1 ; the equivalent circuit (b) shows that the effect is to divide the drift voltage by $m_2 + 1$. The circuit is given of an amplifier having a gain of 10,000 times which has a zero error referred to the input grid of not more than 25 mu over a period of an hour. The use of amplifiers of this kind in computing circuits, where with additional elements they can act as adders and integrators, is discussed.

Original articles by leading authorities are a prominent feature of *ELECTRONIC & RADIO ENGINEER*. Regular readership will keep you in constant touch with progress in the entire field of electronics, radio and television.

**ARTICLES
IN THE
NOVEMBER ISSUE
WILL INCLUDE . . .**

STACKED VALVE CIRCUITS
Discussing the various forms of circuit in which valves are operated in series: i.e., with the cathode of one joined to the anode of the other.

RHOMBIC AERIALS
A design article which includes charts for finding the dimensions of horizontal rhombic aerials.

ALSO
The unique monthly Abstracts & References feature compiled by the Research Section of the Department of Scientific & Industrial Research.

**POST
THIS COUPON
TODAY**

ELECTRONIC & RADIO ENGINEER

TO: ILIFFE & SONS LTD., DORSET HOUSE, STAMFORD STREET, LONDON, S.E.1.

Please enter my name as a subscriber to:—
ELECTRONIC & RADIO ENGINEER for 12 months
commencing with the November issue. I enclose remittance
£2. 9s.

NAME.....

ADDRESS.....


DATE.....

ORDERS CAN ALSO BE PLACED THROUGH ANY
NEWSAGENT.

*Chosen from the
wide range of*



AN OUTSTANDING OSCILLOSCOPE



Type WM2 (complete with
plug-in pre-amplifier)

A versatile, general purpose wideband oscilloscope well suited to a variety of applications—such as production testing, single shot photography and design and maintenance work on radar, television and computers.

Here are some of the striking features of the WM2:

- * Direct time and voltage measurement with 2% accuracy
- * Differential AC/DC inputs
- * Built-in signal delay
- * Bandwidth DC to 12 Mc/s
- * Y sensitivity at full bandwidth 100 mV/cm
- * Maximum Y sensitivity 3 mV/cm
- * Maximum sweep speed 40 cm/ μ s
- * EHT 6 kV on 5" CRT

PRICE **£285**

(PLUG-IN PRE-AMPLIFIER £75)

For further details apply to:—

E.M.I. ELECTRONICS LTD.,

ELECTRONIC INSTRUMENTS



HIGH POWER STROBOSCOPE

for illumination of large areas

Multistrobe Type 1 A high power four-lamp strobe capable of illuminating one large or several small areas simultaneously. The flashing rate may be controlled by a stable internal or external oscillator, photo-electric transducer or any other similar device.

RANGE: 120-9000 R.P.M. (2-150 flashes per second).
COLOUR OF FLASH: Blue-white (Xenon gas).

Autostrobe Type AS 2C

A special unit for synchronising electronic stroboscopes with swept-range oscillators but enabling a fixed frequency differential between 1-3 c/s to be maintained between the oscillator and the strobe. This gives an apparent slow motion effect which is automatic and independent of the change of speed or frequency of the object being investigated, eliminating the need for continual re-adjustment of the strobe speed control.



OTHER PRODUCTS

ELECTRONIC TACHOMETERS, PHOTO-ELECTRIC TRANSDUCERS, DYNAMIC BALANCING MACHINES, H.F. HEATING EQUIPMENT, ELECTRO-MAGNETIC VIBRATION GENERATORS with Associated Control Equipment (Up to 3,000 lbs. Peak Thrust), and Specialised Laboratory Equipment.

Radio Radar Television Electronics and

Polytetrafluoroethylene (PTFE)


THIS COMPANY began experimenting with PTFE when it was first introduced into this country. Shortly afterwards we started processing and fabricating the material in a special division of our own factory, giving our own designation of CF2 (derived from the formula) to the range of products ultimately produced.

Since that time, our experience, both of the behaviour of the material itself, during processing, and the application of its remarkable properties has been accumulating.

We have developed techniques, and we have designed special equipment with which to apply them, so that we now mould, fabricate, and otherwise fashion PTFE from its basic forms, i.e. rounds, discs, flat mouldings, rings, cylinders, rods, tubes, tape and cord, as illustrated, into innumerable components which are already widely used by the electrical and electronics industries. We also have considerable experience in the application of PTFE dispersion coatings to a wide variety of materials and surfaces.

It is obviously impossible for a material of this kind to attain its full usefulness to any industry without research and experimental work. We have set aside a substantial part of our resources for this purpose, and will willingly co-operate with any Company desiring to make use of the material, to the fullest extent of these resources. By arrangement we will make available facilities for practical development work to be carried on.

The following Information Bulletins are now available: No. 4, BASIC PROCESSING AND PROPERTIES, and No. 5, APPLICATIONS. Both of these publications will be sent on request to interested engineers.



**Crane
Packing**
LTD.
OF SLOUGH
ENGLAND

A  COMPANY

It is axiomatic...



that with most manufactured articles, including Loudspeakers, a relatively small improvement in performance will raise the cost by a disproportionate figure. Therefore at some point in the price range a product will emerge which represents the best value for money. Amongst GOODMAN'S wide range of High Fidelity Loudspeakers this product is the AXIOM 150 Mk. II which is probably the best value and the most popular High Fidelity Loudspeaker in the world.

AXIOM 150 Mk. II SPECIFICATION

Type: Twin diaphragm 12" direct radiator on cast chassis.
 Frequency Range: 30 c/s to 15,000 c/s
 Fundamental Resonance: 35 c/s
 Maximum Power Handling Capacity: 15 Watts.
 Flux Density: 14,000 gauss on 1 3/4" dia. pole.
 Total Flux: 158,000 maxwells.
 Impedance: 15 ohms at 400 c/s.

The full versatility of the AXIOM 150 Mk. II is described in GOODMAN'S new "High Fidelity Loudspeaker Manual". This publication contains details of all GOODMAN'S High Fidelity products. Available free on request.



A really good Loudspeaker Unit relies on, and repays careful attention to its acoustic loading. In the case of the AXIOM 150 Mk. II, this consideration is fully catered for in the "SHERWOOD" Enclosure. The "SHERWOOD", which has been scientifically designed to load all GOODMAN'S 12-in. low resonance Loudspeakers, incorporates the Acoustical Resistance Unit (ARU. 172). Provision is made for the addition of a TREBAX High Frequency Pressure Driven Unit.

GOODMANS

GOODMANS INDUSTRIES, LIMITED, AXIOM WORKS, WEMBLEY, MIDDX.
 Telephone: WEM 1200 Cables: Goodaxiom, Wembley, Middx.

Scottish Distributors: Land, Speight & Company, Limited,
 2 Fitzroy Place, Sauchiehall Street, Glasgow
 Telephone: Glasgow Central 1082

GOODMANS INDUSTRIES, LIMITED,
 AXIOM WORKS, WEMBLEY, MIDDX.

Please send a copy of GOODMAN'S
 "High Fidelity Loudspeaker Manual" to:—

Name

Address

W.W/11/57



Brenell

—for the man who wants
most for his money

THE big feature that attracts everyone to Brenell is its magnificent workmanship and the astonishing simplicity of its mechanism. By clever engineering methods, production costs have been cut and performance standards raised to new levels. This is why Brenell can offer you so much more for your money—a Tape Recorder that will enable you to make recordings from microphone, radio or disc, of excellent quality in your own home. Send for the literature and get the facts about the many Brenell exclusive features without delay. Available from all Hi-Fi and Tape Recording specialists.

BRENELL FEATURES

- Heavy Duralumin Baseplate ● Three independent motors
- Three-speeds: 3 $\frac{1}{2}$, 7 $\frac{1}{2}$ and 15 i.p.s. ● Takes 8 $\frac{1}{2}$ inch Reels
- Foolproof drop-in tape-loading ● Instant stop without tape spill ● 2-knob interlocked control ● Magic Eye Recording Indicator ● Fast re-wind in 45 seconds ● Azimuth sound-head adjustment ● Digital Rev. Counter (optional extra)

Brenell Mark IV Tape Recorder (including 1,200 ft. of Tape) complete in cabinet as shown	Brenell Tape Deck only 22 gns. Brenell Pre-Amp Unit 16 $\frac{1}{2}$ gns. Brenell Power Pack £4.18.0d. Rev. Counter (if required) 30/-
53 gns.	

In case of difficulty write to Sole Manufacturers:

Brenell Engineering Co. Ltd.

1A DOUGHTY ST., LONDON, W.C.1. Phone.: HOLborn 7358

IMPORTANT ANNOUNCEMENT A.D.S. RELAYS LTD.

MANUFACTURERS OF 3000 & 600T RELAYS

Wish to make it known that they are

FULLY TYPE APPROVED

TO

INTER SERVICES SPECIFICATION

R.C.S. & R.C.L 161

(Certificate Nos. 1000, 1001, 1003 & 1004)

A. I. D.

A.R.B. & ADMIRALTY
APPROVED

A. D. S. RELAYS LTD. Dept. W.W.
12, STORE STREET, LONDON, W.C.1.
Tel.: MUSeum 2453

TRANSISTOR TONE CONTROL PRE-AMPS

Sensitivity 20m/v. Mic./Gram./Radio inputs. 12gns.
De-luxe model, 'm/v. sensitivity (straight from
Tape head) NO HUM. 12volt. 15gns. Hi Fi Trans-
istor 4 watt amplifiers now available. 12-14volt.
25gns. To order only. Hi Fi Tape Record/Playback
Amplifiers for Collaro, Reflectograph and other
Decks, 6 watts U/L. "Lodestar" model 25gns.
4 watts U/L. model 23gns. "Miteeamp" 2 $\frac{1}{2}$ watts
U/L. 18gns.

Details

HARDING ELECTRONICS 120a, Mora Rd., Cricklewood,
London, N.W.2 Phone GLA. 1770

MULLARD TAPE AMPLIFIERS

We stock all parts for the Mullard Tape Amplifiers Type A, B and C as described in the Mullard Publication. Our fully detailed parts list is available free upon request. All items available separately.

COMPLETE KITS

These contain first grade components and valves with a fully drilled chassis.

AMPLIFIER TYPE A. With Gilson Output Transformer £14.0.0

AMPLIFIER TYPE B. With Partridge Output Transformer £15.15.0

AMPLIFIER TYPE C. Send for full details.

Credit terms available.

WATTS RADIO (Mail Order) LTD.

54 CHURCH STREET, WEYBRIDGE, SURREY.
Telephone. Weybridge 4556.

PLEASE NOTE. Post orders only to this address.

NEW-VERSATILE

EMI MODEL TR90 PROFESSIONAL RECORDER

An outstanding and highly *versatile* new E.M.I. recording equipment, built to the most exacting professional standards and specially designed to suit the widely varying needs of both recording engineers and workers in the fields of scientific and industrial research.

It is available in *three* versions—rack mounted, transportable and console. The rack mounted version can be incorporated in standard 19" racks, while the transportable version, built in two transit cases, is the surest means of making "studio" quality recordings in all conditions on outside location.

The special unit construction of the TR90 makes it easily adaptable to individual requirements in recording. There are two basic units—the tape unit and the amplifier unit, each with a choice of differing sub-units.

The tape unit has four basic versions:

- | | |
|--------------------------------|--------------------------------|
| A. 15 and 7½ in/sec full track | C. 15 and 7½ in/sec half track |
| B. 7½ and 3½ in/sec full track | D. 7½ and 3½ in/sec half track |

There is also provision for stereo recording, choice of a 2 watt or 10 watt monitor amplifier, with either VU or PPM meters, and an optional 3 channel mixer unit.

The TR90 can accommodate N.A.B., cine or European spools up to a diameter of 10½". One 11" European single sided spool may be used for transfer purposes.

Other special features:

*Frequency response—

- 15 in/sec. Within ±2dB 50 c/s to 15 kc/s
- 7½ in/sec. Within ±2dB 50 c/s to 10 kc/s
- 3½ in/sec. Within ±2dB 50 c/s to 6 kc/s

- *Amplifier characteristics conform to CCIR recommendations
- *Two way variable spooling
- *Highly accurate timing indicator
- *Three motor system
- *Push button operation
- *Distortion less than 2 per cent harmonic at peak recording level

For further technical details, write to:—

E.M.I. SALES & SERVICE LTD
(RECORDING EQUIPMENT DIVISION)
HAYES · MIDDLESEX · ENGLAND



AMPHENOL (Great Britain) LTD.

Invite enquiries for engineering data and details of the availability of the well known range of "AMPHENOL" products

AMPHENOL (Great Britain) LTD.

Ormond House, 26/27, Boswell Street, London, W.C.1

Telephone : CHAncery 8956

-ARMY SIGNALLING LAMPS-

12 volt, in metal container with carrying strap. Contents: 3 spare bulbs, operator's lamp and spare bulbs, morse key, plugs and 3 coloured screens (red, green amber).

12/6 P. & P. 2/6



**12 VOLT RECEIVERS
type 1125d**

Contents: two 9D2 valves, 3-1 intervalve transformer, one mu-metal multi-ratio transformer etc.

10/- P. & P. 2/-

CHARTBOARD ANGLE LAMP

With clip-on end. Suitable for Colleges, Offices, Draughtsmen, etc. Bayonet fitting Globe.

£1.0.0 P. & P. 2/-

U.S.A. Dynamotors, Type D/M53A, 24 v. input, 220 v. D.C. output. £1. P. & P. 2/6



A. PRESTON & SONS

186 Sussex Way, London, N.19. Phone : ARCHway 5951



**THE "ASPDEN"
TAPE DECK**

Model No. 721 (Assembled). Cash Price £10/15/- plus 6/- P.P. & I. or deposit of £1/6/4 plus 6/- P.P. & I. and 3 monthly payments of

£1/6/4. Model 521 (Assembled). Cash Price £9/15/-, plus 6/- P.P. & I. or deposit of £1/3/10, plus 6/- P.P. & I. and 8 monthly payments of £1/3/10. They are also available in Kit form, £9/5/- and £8/5/- respectively.

Specification: Model 521 7 1/2 in. x 11 in. 5 in. Reels. Model 721 10 1/2 in. x 11 in. 7 in. Reels. High Impedance Record/Play heads 2,800 ohms at 1 K Gap. 0.004 in. at 50 Kc/s 80 v. High Impedance Erase Head 10,000 ohms at 50 K Gap. .0025 in. Erase Volts are 50 K/80/90. Both heads are latest type, low capacity moulded with Ferroxcube core. 2 speeds are obtainable: 3 1/2 in.—7 1/2 in. per sec. Frequency Response at 3 1/2 in. per sec. approx. 50/6,000 c.p.s. and at 7 1/2 in. per sec. 30/12,000 c.p.s. A detachable handle is supplied for hand rewinding. Model 721 panel is drilled for a rewind motor should the user wish to fit one. Drive: Rubber belt from a constant speed motor to a perfectly balanced flywheel, giving constant tape speed without "wow" and "flutter," throughout the full length of the tape. The motor is suitable for 100/250 volts 50 cycles mains. Amplifier and Power Pack Kits are also available on "H.P." Write today for quotation

**DOUGLAS JORDAN LTD., (Dept. W.W.16),
3 Corbetts Passage, Rotherhithe New Road, S.E.16**

Be your own Sound Engineer

If you own a Tape Recorder you'll be interested to know about the GRUNDIG MIXER UNIT, the GMU.3. With it you can achieve sparkling professional realism: three independently controlled microphone inputs, plus one for your pick-up, enable you to produce plays, dialogue over music, special effects, monitoring—it's like owning a recording studio.



Write for fully descriptive leaflet or ask your dealer for a demonstration of the

GMU.3

PRICE 16 GUINEAS
You'll be glad you did

GRUNDIG (Great Britain) LTD.
Advertising & Showrooms:
39/41 NEW OXFORD STREET,
LONDON, W.C.1

Trade Enquiries to:
KIDBROOKE PARK ROAD,
LONDON, S.E.3

CATALOGUE FOR 1957 **Y L/P** & HANDBOOK

FOR 1957

POST 3/- FREE

RECORD LIBRARY

- The only comprehensive selective catalogue of Classical L/P Records—listing only recordings recommended by the Critics.
- Nearly 4,000 discs listed (as already available to Library members).

Also sections on:—

- The care of Long Playing Records.
- The Reproduction of Long Playing Records.
- A Basis for a Record Collection (100 Recommended L/Ps).

If (like us) you love good music and find pleasure in good records, you will (we feel certain) be finding it increasingly difficult to choose from among the many fine L/Ps—just which to add to your collection. Now comes the perfect solution—the chance to borrow the pick of the L/Ps to play AT HOME—ON YOUR OWN GRAMOPHONE.

FULL DETAILS OF THIS LIBRARY SERVICE (which costs approx. 1/- per week each L/P borrowed) are included in our Catalogue & Handbook—

THE L/P RECORD LIBRARY CLASSICAL CATALOGUE AND HANDBOOK FOR 1957

COSTS ONLY 3/- POST FREE

(50 cents U.S.A.)

(For Library details without Catalogue, please send large s.a.e. 2d.)

From:— THE LONG PLAYING RECORD LIBRARY, SQUIRES GATE STATION APPROACH, BLACKPOOL, LANCs.

- **INSPECTION** before dispatch and only good pressings are chosen.
- **ADVICE** is given when needed and we can supply the best available recording if asked.
- **PACKING** is unique and specially designed. All records are polythene sleeved. No charge for postage and packing on any L/P, M/P or two E/Ps sent within the British Isles (except Eire). (No charge on export orders of £10 or over).
- **SPEED OF DISPATCH** 24 hour service for discs currently and immediately available from the factory.




FFSS STANDS FACTORY FRESH FOR SALES SERVICE

FFSS announces a new, eight point, high quality, Sales Service operated exclusively by The L/P Record Library. We have long realised that a service was badly needed by the audio engineer and high fidelity enthusiast.

- **FFSS** indicates that the record purchased is not only a brand new, guaranteed unplayed, factory copy but that it has been obtained from the makers by special order for the purchaser. Besides being unblemished, the disc is also as up-to-date a pressing as is currently available in this country. This is tremendously important when it is realised that many of the older L/Ps (especially Decca) are currently being re-cut from the master-tapes by the manufacturers with marked improvement in reproduction. FFSS covers all record labels available in this country except H.M.V.
- **GUARANTEE** on all records providing that any fault was inherent in the disc when it left us and has NOT subsequently been induced by faulty equipment or careless handling. Our decision on this is final.
- **STYLUS REPLACEMENT** Diamond or Sapphire—by return of post in most cases.
- **EQUIPMENT AND ACCESSORIES.** Our Reproduction Specialist Mr. C. T. Salisbury will be only too happy to advise personally on the best available within YOUR price range.

WHY NOT MAKE A TRIAL ORDER NOW... (or send for more details enclosing large s.a.e. 2d.)

2-3 WATT AMPLIFIER



THREE VALVE TYPE (ECC83, EL84, EZ80). A high quality amplifier designed to satisfy the requirements of the more discriminating record enthusiasts. Three controls give a very wide variation of tone. Output approx. 2 watts. Fully isolated chassis. Overall size approx 6½ in. x 5 in. x 2½ in.

PRICE 79/6 Plus 2/6 P.P.

THE SUPEREX "55" BATTERY PORTABLE



BUILDING COST

£7-15-0

Plus 4/- P.P.

Cabinet size 10½ in. x 8½ in. x 4½ in.

- ★ 4-VALVE SUPERHET.
- ★ LONG/MEDIUM WAVES.
- ★ 7in. x 4in. SPEAKER.
- ★ B7G 1.4 v. VALVES.
- ★ SIMPLE CONSTRUCTION.

SEND 1/6 FOR BOOKLET

CHASSIS ASSEMBLY CONTAINING

- ★ Punched chassis, Backplate, etc. Size: 12in. x 7in. x 8in.
- ★ Multi-colour Glass Dial L.M.S.G.
- ★ Drive Drum and Spindle.
- ★ Continental Control Knobs.

PRICE 22/6 Plus 2/6 P.P.

SUPERIOR BUREAU



An elegant cabinet in richly figured walnut veneer, internal panels in polished sycamore. A drop front lid covers a sloping, uncut control panel (16in. long x 10½ in. high) alongside which is an uncut base-board (15½ in. long x 13½ in. back to front). The inside of the drop front lid is panelled in beige leatherette. In the lower part of the cabinet are two large storage cupboards (13½ in. high, 7½ in. wide, 16½ in. deep). The lid and cupboard handles are in chased Florentine bronze. Overall dimensions (33in. high, 34in. long, 16½ in. deep).


PRICE 16½ GNS. Plus 25/- carriage.

SUPERIOR RADIO SUPPLIES, 37, HILLSIDE, STONEBRIDGE, N.W.10.


Phone: ELGar 3644

SHOP OPEN: 9 a.m. to 6 p.m. Monday to Saturday; 1 p.m. Thursday.

TERMS: Cash with order or C.O.D. (U.K. and N. Ireland only)



Are you looking for
HIGH MECHANICAL STRENGTH at LOW COST?



MOULDED BACK
FOR 17" MURPHY
TV RECEIVER

Size of product often precludes the use of a moulding but FIBRE FORM can be moulded in any size.

FIBRE FORM is a new material based on the combination of strong cellulose fibre with synthetic resins. There are other reinforced plastics but FIBRE FORM mouldings are not only LIGHTER and STRONGER but they are CHEAPER.

Leading manufacturers use FIBRE FORM for TV portable cabinets, portable radios, TV masks, TV cabinet backs (right up to 21in. console model), radiogram backs, TV tube end protectors, etc., etc. The illustration shows a moulded back for the new Murphy 17in. TV cabinet. Its strength, dimensional stability and good appearance make this back a vital STRUCTURAL component of the cabinet design.

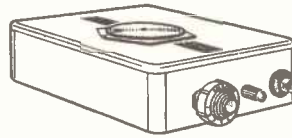
**WE CAN IMPROVE YOUR PRODUCTS AND
REDUCE YOUR COSTS**

FIBRE FORM LIMITED

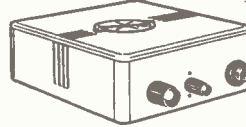
Garratt Mills, Trewint Street,
London, S.W.18

Tel.: Wimbledon 3946

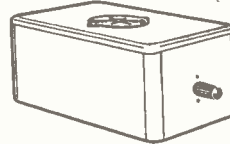
TRANSISTOR WISE



"Reco Special" 3 transistor portable receives home and continental stations. Uses specially designed high gain frame aerial, mounted on metal chassis. Months of operation from 3 volt battery. Complete kit with balanced armature output unit and attractive plastic case. Only 65/- including battery.



The "Reco" 2 transistor portable receives home and continental stations, uses high gain ferrite tuned aerial. Complete kit with balanced armature output unit and neat plastic pocket case. Only 55/- including battery.



"Reco" 1 transistor receiver, uses tuned inductance coil and super sensitive Bell phone for quality private listening. Plastic case. Complete kit 29/6 including battery. Wiring circuit diagram parts list of all the above 2/-.



H.M.V. low impedance matching transformers including balancing network, 10/6. P.P. 2/-.

Moving Coil Headphones with earpads and 6ft. lead 12/6.
ELECTROLYTICS: 8 x 8 350 v. 20 mfd, 150 v. working, 1/6 each. Discount for quantity. Top prices paid for tape recorders, etc.

RADIO EXCHANGE CO.

NEWPORT PLACE, LEICESTER SQUARE, W.C.2

CLOSED SATURDAYS.

Telephone: Ger. 2613.

TRANSFORMERS

COILS LARGE OR SMALL QUANTITIES

CHOKES TRADE ENQUIRIES WELCOMED

SPECIALISTS IN

FINE WIRE WINDINGS


MINIATURE TRANSFORMERS, PICK-UP,
CLOCK AND INSTRUMENT COILS, ETC.
VACUUM IMPREGNATION TO APPROVED STANDARDS

ELECTRO-WINDS LTD.

CONTRACTORS TO G.P.O., M.O.S., L.E.B., ETC.

123-5-7 PARCHMORE ROAD, THORNTON HEATH, SURREY
LIVINGSTONE 2261 EST. 1933

A.C. SOLENOID TYPE SBM/T GREATLY INCREASED PERFORMANCE



Continuous 3 3/4 lbs. at 1"
Instantaneous to 16 lbs.
Same dimensions as
Type SB. Smaller sizes
available. Greatly in-
creased discounts for
quantities. Also trans-
formers to 7kVA3 phase

R. A. WEBBER LTD.

18 FOREST ROAD, KINGSWOOD, BRISTOL

PHONE 74065

Hi - Fi

Obtainable
from



AMPLIFIERS AND TUNERS

Leak TL.10 and Pre-amp.....	£28 7 0
Osram 912	From £21 0 0
Mullard 5/10	From £18 10 0
W.B.12	£25 0 0
T.S.L.	£13 13 0
Tripletone Major	£14 10 0
Tripletone de Luxe	£9 7 6
Tripletone Junior	£6 19 6
Armstrong AM/FM Chassis	£29 8 0
T.S.L. AM/FM Chassis	£32 11 0
T.S.L. F.M. Tuner	£17 10 0
Eddystone F.M. Tuner Model 820	£31 18 0

TRANSCRIPTION MOTORS


Garrard 301	£26 8 3
Connoisseur	£28 11 4
Lenco GL55	£17 10 4
Lenco GL56	£23 7 0

SPEAKERS

Tannoy Dual Concentric 15in. with X-over	£35 12 0
Tannoy Dual Concentric 12in. with X-over	£29 5 4
Tannoy Direct Radiator 12in.	£14 0 0
Goodmans Axiom 150	£11 5 9
WB.HF 10/12	£4 19 9

Also available Connoisseur, Leak, Goldring and B.J. pick-ups Tannoy variluctance cartridge, Diamond and Sapphire styli, Dust Bugs and accessories. W.B. and Goodmans cabinets. Cabinets custom built or altered to take Hi-Fi equipment.

RELAYS P.O. TYPE 3000.



BUILT TO YOUR SPECIFICATION

QUICK DELIVERY

KEEN PRICES

CONTACTS UP TO 8 CHANGE OVER

KEY SWITCHES



PROMPT DELIVERY ALL TYPES

UP TO 4co/6co

METERS GUARANTEED

F.S.D.	Size	Type	Price
100 Microamp	2½ in.	MC/FR	50/-
250 Microamp			
Multi-Sc.	3½ in.	MC/FR	55/-
600 Microamp			
Sc. 15Kv.	2 in.	MC/FR	18/6
1 Milliamp	2 in.	MC/FS	27/6
5 "	2 in.	MC/FR	17/6
30 "	2½ in.	MC/FR	12/6
100 "	2½ in.	MC/FR	12/6
20 Amp.	2½ in.	M1/FR	25/-
25 "	2½ in.	M1/FR	7/6
50 "	5 in.	M1/PR	60/-
50-0-50 Amp.	2 in.	MC/FS	12/6
20 Volt	2 in.	MC/FS	10/6
250 "	2½ in.	MCR/P	30/-
300 Volt A.C.	2½ in.	M1/FR	25/-
300 " A.C.	5 in.	M1/PR	60/-



CROSS POINTER METERS. With 2 separate 100 microamp movements. Brand new. 22/6, post 2/-.

METER RECTIFIERS. Full wave bridge 1 m/a or 5 m/a. 7/6 each. 50 m/a 5/- each, post 6d.

CIRCUIT TESTER in wood case 9in. x 6in. x 4in. 2½ in. Flush Round meter, 50 milliamps, basic movement 10 M/A with leads, 10Ω pot. provision for 1.5 v. batt. Ideal for conversion, 17/6, post 2/6.

TELEPHONES—SOUND POWERED—NO BATTERIES REQUIRED. Just connect with twin flex for clear speech. Transmitter/receiver units 4/6 ea. Twin flex 4½ d. yard. Post 1/-.

If 2 units are connected in series and one used for speaking and one for listening, perfect 2-way conversation can be made.

TELEPHONE SETS. For perfect communication between 2 or more positions. Wall Type, one, pair of units, 85. Batteries 5/6. Twin wire 5d. yard. Desk Type, now available, latest modern style. Two complete units ready for use, 88/17/6. Wire 5d. per yard. Post 3/-.

ROOM THERMOSTAT. Adjustable between 45 and 75 deg Far. 250 v. 10 amp. A.C. Ideal for greenhouses, etc., 35/- . Post 2/-.

CONDENSERS METALMITE. 350 vt. wkg., .001, .002, miniature, 12/- doz. .005, .01, .02 10/- doz. .05 12/- doz. .1 13/6 doz. 25 Metalpack 16/- doz. 1.0 Metalpack 24/- doz. Post 1/-.

BATTERY CHARGERS Ideal for charging 24 volt batteries on electrically propelled vehicles. Rating 22 v. 10 amps., controlled by two 4-position rotary switches for fine and coarse control which enables 6/24 vt. Batts. to be charged. Input 200/250 v. A.C. 50 cy., fused for A.C. and D.C. Brand new 17/10/-. Carr. 15/-.

CHARGING RECTIFIERS. Full wave Bridge 12 volts 2 amps., 13/6, 4 amps., 22/6, suitable transformers 2 amp., 24/-, 4 amp., 27/3, post 2/-.

JACK PLUGS. Cylindrical bakelite screw on cover. 2 Contact. Ideal for amplifiers etc., 2/6 each, 24/- doz., 29 per 100.

AIR BLOWERS. 250 vt. A.C. .57 h.p. 15in. fan, 6in. outlet. Brand new 25. Carriage in England 20/-.

PORTABLE BLOWERS. 200/250 v. AC/DC 300 watts with switch and leads, 1½ in. outlet. 85, carr. 7/6.

VOLTAGE REGULATORS. Input 230 v. A.C., 21 amp. Output 5 7.5 v. to 225 in 10 steps with current limiting reactor. These variable transformers are brand new and not removed from equipment. 112/10/- each, carriage 10/-.

ROTARY CONVERTERS. Input 24 volt D.C. Output 230 volt A.C., 50 cy., conservatively rated at 100 watts. 92/6. Also available in a strong ventilated metal case with switch, input plug and output socket. 105/-, carr. 7/6.

RACKS—POST OFFICE STANDARD. 6ft. high with U-channel sides drilled for 19in. panels, heavy angle base, 4ft. 10in. also in stock.

PHOTOMULTIPLIER NO. 931A. Ideal for film scanning, spectrography. Alpha counting, colorimetric measurement, etc., supplied complete in light proof chamber with lamp, wired with the resistor network. 70/-.

VERNIER DRIVES. Muirhead scaled 0/180 deg. Ratio 38 to 1. Diam. 3in. 10/6. Post 1/6.

RADIO ACTIVITY MEASURING INSTRUMENTS. Philips Type 1092c. A portable self-contained unit in haversack. Scaled 0 to 10 millirontgens per hour, using Mullard Geiger Counter MX115. 25.

HEADPHONES. Balanced Armature Type DHR. 17/6 per pair, post 1/6.

HEADPHONES. High resistance 4,000Ω Type CHR, new. 12/6 pair, post 1/6.

VENT-AXIA FANS—EXTRACTION OR INTAKE. 230/250 volts A.C. 6in. diam. blades 130/- . 12 volt D.C. 90/-, post 2/9.

RATIO ARM UNITS. Sullivan. 600 ohms + 600 ohms. 50/-, post 2/-.

WHEATSTONE RESISTANCE BRIDGE. 1 to 10,000 ohms. Plug type, 85.

SWITCHES. 1 hole fixing, 3 amp. 250 vt. Single Pole change over. 1/6 each 12/- doz 137/10/- per 1,000.

L. WILKINSON (CROYDON) LTD.

19, LANSDOWN ROAD, CROYDON

Phone: CRO. 0839

Telegrams: "WILCO", CROYDON

RADIOS * DEAF AID

THESE ARE ACCUMULATORS

SIGNALLING



hermetically sealed, too!



TEST



DEAF AIDS

from 50mAh to 23Ah cap.

DEAC PERMA-SEAL
Hermetically sealed Ni-Cd accumulators have these advantages:

No corrosion — No gassing — unlimited shelf-life.

No maintenance—can be permanently wired-in. Easily re-charged. A range of three types: disc, cylindrical and rectangular from 50 mAh to 23 Ah capacity. Disc cells can be stacked for the higher voltages.

Write for leaflet D13 giving further details.

RADAR * GUIDED



fully patented

G · A · STANLEY PALMER LTD

MAXWELL HOUSE, ARUNDEL ST., LONDON, W.C.2

Telephone: TEMple Bar 3721/3

RADIO TRADERS LTD.

23 WARDOUR ST., LONDON, W.1 (Coventry Street end)
 Phone No. GERrard 3977/8 Grams: "RadioTrade"

SPECIAL OFFER OF CURRENT MANUFACTURE ELECTROLYTIC CONDENSERS
 8 mfd. 450 v. 2/6 each; 16 mfd. 450 v. 3/-; 32 mfd. 450 v. 4/-; 8 x 8 mfd. 450 v. 3/9; 8 x 16 mfd. 450 v. 4/-; 16 x 16 mfd. 450 v. 4/6; 32 x 32 mfd. 350 v. 5/-.
 Bias Condensers: 25 mfd. 25 v. 1/6; 50 mfd. 50 v. 1/9. Please note we can offer special discounts for quantities.

W.W. RESISTORS. 5 watt 1/6; 10 watt 2/6; 15 watt 3/-; 20 watt 3/6. We carry stocks of resistors from 2 watt to 150 watt W.W. Your enquiries invited.

HIGH STABILITY RESISTORS. 1/2 watt 5% 6d.; 1/2 watt 5% 9d.; 1 watt 5% 1/-.
 A few values in 1% and 2% still available.
ALL ORDERS FOR RESISTORS C.O.D. PLEASE, AS WE CANNOT GUARANTEE TO STOCK ALL VALUES.

W.W. V/CONTROLS. ALL WELL-KNOWN MAKES. Pre-set types 2/6; Spindle types 3/-; Carbon type, less switch spindle and pre-set 2/-. With switch 3/6 each.

CRYSTAL DIODES. Westinghouse WG5B 1/6 each, B.T.H. 1/3 each. Special price for large quantities.

SEMI-MIDGET 2-GANG. .0005 Condenser, size 2 3/4 x 2 x 1 1/2 in. 6/9 each.
AM/FM GANG CONDENSER. Double 500 pf, double 27 pf size 3 1/2 x 1 1/2 in., 9/6 each.

ELECTROLYTIC CONDENSERS. Manufacturers' Surplus, in perfect condition. 100 mfd. x 200 mfd. 350 v. surge 5/6 each; 100 mfd. x 100 mfd. 425 v. surge 5/6 each; 150 mfd. 450 v. wkg. 5/6 each.

BIAS CONDENSERS. 3,000 mfd. 6 v. 3/6 each; 2,500 mfd. 3v. 3/6 each; 1,000 mfd. 12 v. 1/6; 25 mfd. 25 v. 1/3; 50 mfd. 12 v. 1/-.

MANUFACTURERS PLEASE NOTE. We hold large stocks of Nitrolog, Visconal and other block-type Condensers, your enquiries are invited.

MIDGET MICA CONDENSERS. .0001, .0002, .0003, .0004, .0005 5/- per dozen.

200 Assorted Moulded Mica Condensers, popular values	£2 10 0
200 Assorted Silver Mica Condensers, popular values	£2 10 0
200 Assorted Carbon Resistors, 1/2, 1 and 1 watt. Good selection	£1 10 0

PAXOLIN SHEET. 18 x 4 1/2 x 1 1/2 in. 1/6; 10 x 10 x 1/2 in. 1/6; 20 x 10 x 1/2 in. 3/-; 10 x 10 x 1/2 in. 2/-; 20 x 10 x 1/2 in. 4/-.
 Minimum P & Pkg. 1/6

BARGAIN OFFER OF BATTERIES

4 1/2 v. Heavy Duty Bell Battery. Size 6 1/2 x 4 1/2 x 2 1/2 in.	2/6
72 v. H.T. 1.5 v. L.T. Size 6 x 5 x 1 1/2 in.	2/6
150 v. H.T. Size 2 1/2 x 5 1/2 x 1 1/2 in.	5/6
67 1/2 v. Size 2 1/2 x 3 1/2 x 2 1/2 in.	6/6
60 v. H.T. 1.5 v. L.T. 3 1/2 x 3 1/2 x 1 1/2 in.	4/6

All batteries sealed and unused. All plus 1/6 post and pkg. Special reduction for quantities.

4-way Push Button Units 2/6 each. Knobs for same 3/- per doz.

WEARITE COILS. PA4, PO4, PA5, POS, 1/3 each 12/-

VALVE HOLDERS. Moulded B9A 7/6; B7G 6/-; Int. Oct. 9/-; Eng. Oct. doz 4/6

VALVE HOLDER FITTED WITH LOWER CAN 1/6 per doz. extra. Screening cans for B7G and B9A doz 6/-

Paxolin V/H Int. Oct. B9A, B7G, 5/- per doz.; Eng. Oct., 5-pin 7-pin. doz 3/-

BELLING-LEE PLUGS AND SOCKETS, 5 pin 1/9; 7 pin 2/-; 10in. each 2/6

Transistors. Junction type red spot by well-known manufacturers, 10/- each.

AIR-SPACED TRIMMERS 5, 10, 15, 20, 25, 50; and 75 of pre-set and spindle types 2/- each doz 21/-

PYE PLUGS AND SOCKETS 1/6 per pair, "T" pieced...each 1/9

GROMMETS, 1 grs. assorted grommets, 1/2 in. to lin.....gross 8/6

POST OFFICE LAMP JACKS No. 10 1/- each.....doz 9/-
 Lamp Covers for same doz 3/-

OUTPUT TRANSFORMERS. Multi-ratio 5/- each.

WSECTORS. WX6, WX12, W4 1/- each doz 9/-

SIGNAL LAMP HOLDERS. Panel mounting, complete with adjusting lampholder 2/- each doz 21/-

Special offer Westinghouse Rectifier 14A1116 1/2 wave 300 ma. 10/6 each.

POINTER KNOBS. Small black with white line, standard 1/2 in. spindle doz 7/6

WANDER PLUGS. Red and black doz 2/-

PHILIPS TRIMMER TOOLS 1/- each doz 10/6

CASH WITH ORDER OR C.O.D. ALL ORDERS DEPT. W.1.
ALL ORDERS FOR LESS THAN £2 ADD POSTAGE

We invite your enquiries for items not listed


Trade Counter open 9 to 6 Monday to Friday

Also 9 to 1 Saturdays. Callers welcomed

WHOLESALE MANUFACTURERS AND EXPORT ENQUIRIES INVITED

OHMS? RATING? TOLERANCE?

..... it's easy with **LAB**
 TESTED
 Continuous Storage Units



Thousands of LAB Continuous Storage Units are daily solving the problem of control and storage of the great range of resistors. Compact, and capable of storing up to 720 separate resistors, LABpak make selection positive, simple and speedy. Now that Ceramicaps, Histabs and Wirewound resistors have been added to the carded range, the usefulness of LABpak storage units is enhanced.

FREE with any purchase of the LABpak range, these units are the complete answer to the storage problems of small production units, laboratories, etc.


MAKE UP YOUR ORDER TODAY
— DELIVERY EX-STOCK

All LABpak resistors are carded in ohmic value, rating and tolerance, colour indexed and tabbed for easy selection.

The LAB Continuous Storage Units are available from your normal source of supply, but more detailed information and literature can be obtained from:

THE RADIO RESISTOR CO. LTD.
 50 ABBEY GARDENS · LONDON · N.W.8
 Telephone: Maida Vale 5522

INTRODUCING THE NEW



SCREENED


JACK PLUG

Manufacturers' and trade enquiries for quantity prices invited.



- Modern Streamlined design manufactured to the highest standards.
- Produced especially for Tape Recorders and Amplifiers.
- Manufactured to G.P.O. specifications.

Another



Product

TAPE RECORDERS (Electronics) LTD.

784-788 High Road, Tottenham, London, N.17. Tel: TOTtenham 0811-3



Teleradio* 5A

SIMPLE EFFICIENT

Made by AWA, Australia's largest manufacturer of telecommunications equipment of all types. AWA are approved contractors to the Crown Agents.

The 5A is in use by Governments and private networks in many places. Please write for details.



SPEECH COMMUNICATION

The AWA Teleradio 5A is a low-power H.F. transmitter-receiver for distances up to several hundred miles over land or sea.

One to four channels between 2 and 9 mc/s may be pre-tuned in the crystal-controlled transmitter. The receiver also tunes from 550 to 1540 kc/s.

The standard model operates from 12-volt battery. An A.C. model is also available.

* Regd. Trade Mark 346'9 (Aust.)

AMALGAMATED WIRELESS (AUSTRALASIA) LIMITED

47 YORK STREET, SYDNEY, N.S.W.

99 ALDWYCH, LONDON

CLYNE RADIO LTD.



18, TOTTENHAM COURT ROAD, LONDON, W.1

MUSEum 5929/0095

(50 yards only from Tottenham Court Road Tube)

All post orders please to:—162, HOLLOWAY ROAD, LONDON, N.7.
NORch 6295/67


TRANSISTORS!!!

SURPLUS—P.N.P.

RED SPOT (Audio/Experimental Applications)	10/- ea.
BLUE SPOT, R.F. up to 1.5 Mc/s.	15/- ea.
WHITE SPOT, R.F. up to 2.5 Mc/s.	20/- ea.
STANDARD—	
BRIMAR	
T.S.1	18/- ea.
MULLARD	
OC70	21/- ea.
OC71	24/- ea.
OC72	30/- ea.

(ALL POST FREE)

JASON SWITCH TUNED FM FEEDER KIT




This excellent unit enables the selection of Home, Light or Third programme at the touch of a switch. Complete freedom from drift is ensured by the incorporation of Automatic Frequency Control. Valve line-up: 4-EP80, 1-ECF50. Front end completely fabricated. When used in conjunction with a suitable amplifier superb quality is obtainable. The highest standards of efficiency and reliability that are the well-known features of the Jason Standard and Fringe Model FM Tuners have been maintained. Instruction booklet and our itemised price list 2/- post free or the complete Kit £9/19/6, plus P. & P. 2/6.

DULCI F.3.A.M. RADIOGRAM CHASSIS. We are very fortunate in being able to offer a further limited quantity of this very popular and efficient chassis at a greatly reduced price. Specification: Three wavebands, Long Medium and Short. Valve line-up: X79, 6BA6, 6AT6, 6L84, 6X4 (or equiv.). Four controls: Tone, ON/OFF. Volume. Wave-change. Tuning. Output 4 watts matched to 3-5 ohms. Incorporates latest Ferrite Rod Aerial. Input sockets for crystal or magnetic pick-up. Provision for mains supply to gram motor. Overall dimensions 12in. 1 x 7in. D. x 7 1/2in. H. Attractive dial with Red, Gold and Green lettering on Black background. Dial size: 1 1/2in x 4 1/2in. Price whilst stocks last, only £10/5/-, plus 3/6 P. & P. Terms available.

ANNOUNCING OUR NEW F.M. TUNER KIT (printed circuit). This is our printed circuit version of the Oram 912 F.M. Tuner—using T.O.C. printed circuit and condensers, incorporating 5 valves and two germanium diodes. Attractive black and gold dial, with gold escutcheon plate. Dial aperture only 5 x 2in. Oram F.M. booklet plus our additional instructions and individually priced components list—2/6 post free or the Kit absolutely complete at £8/8/- plus 2/6 P. & P. Alignment service available if required. We are demonstrating at 18 Tottenham Court Road.



THE JASON FM TUNER



Based on the booklet by Data Publications Ltd., 2/- post free, including our individually priced Parts List. Highly sensitive, free from drift. Incorporates 4 valves 6AM6 and 2 specially graded G.E.C. Crystals. The kit supplied includes drilled chassis with tuning condenser, scale calibrated in Mc/s., and attractive bronze stove-enamelled front plate already mounted (illustrated). Front plate size 8in. x 8in. Chassis 7in. x 4 1/2in. x 1 1/2in. Complete standard kit £6/15/- plus 2/6 P. & P. Fringe area kit £7/15/- plus P. & P.

DULCI

DULCI H.3 AM/FM Chassis (7 valve). Covering Long, Medium and F.M. bands. Most attractive dial in RED and GOLD on BLACK background. £20/17/- plus 5/- p. & p.

All Dulci products available ex stock. Illustrated leaflets and H.P. terms available.

Demonstrating at Tottenham Court Road

SPEAKERS & ENCLOSURES

Full range in stock by WHARFEDALE, W.B. T.S.L. etc. Your enquiries welcomed.

***** IMPORTANT ANNOUNCEMENT *****

OUR NEW BRANCH is NOW OPEN at 162, HOLLOWAY ROAD, LONDON, N.7.

Telephone: NORTH 6295/67.

Situated approximately half-way between "Nags Head" and Highbury Corner. One minute from HOLLOWAY ROAD and DRAYTON PARK Tube Stations. Two doors from the NORTHERN POLYTECHNIC.

Early closing Thursday at 1 p.m. Open all day Saturday until 5.30 p.m.

The service that we are noted for at Tottenham Court Road is available! Old and new friends welcome!

ALL MAIL ORDERS and CORRESPONDENCE in future to HOLLOWAY ROAD please.

FM POWER PACK KIT.

We can now supply complete kit for power pack suitable for the above F.M. tuner or any other similar type. Price for the complete kit is 37/6 only or 52/6 for ready assembled unit. This pack is extremely small, incorporating valve rectifier type 6X4 and built on chassis size only 6 x 4 x 1 1/2in. Optional extra for power pack. Bulgin Octal Plug 2/3.

BY LEADING MANUFACTURER !!!


(limited quantity)
6 1/2" Dual Concentric Cone Loudspeakers, 3-5 ohm speech coil. This is a quality unit at only 35/- each brand new.

RC4.FAM AM/FM RADIOGRAM CHASSIS

A new style AM/FM Chassis employing a printed circuit F.M. Tuner section.

Valve line-up: 8 valves: EC885, 6B86, 12AH8, 6BA6, 6AL5, 6AT6, 6L84, 5Y3. Most attractive dial 12 x 5 1/2in. fully illuminated, with figures in green, red and white on black background.

Four controls: Tuning, Volume, Wavechange and Tone/On/Off. Dimensions (overall): 13 x 9 x 6in. Frequency coverage (four wavebands): 1,000-2,000 m., 200-550 m., 15-50 m., 88-100 Mc/s. This is an excellent and very efficient chassis. Price £22/10/- plus 5/- P. & P.



RC8. FM.

By leading manufacturer. AM/FM chassis. Seven valves—EC885, EC881, EP85, EAB80, EL84, E280, EM81. Covers long, medium, and F.M. bands. Separate bass and treble controls, illuminated volume control on extended lead. Attractive easily read edge lit dial. Incorporates Mullard F.M. tuner section. Overall dimensions: 12" L. x 10" W. x 10" D. Brand new and fully guaranteed. Whilst stocks last only £18/10/6 plus 5/- P. & P. H.P. or Credit Sale Terms available.

JUST ARRIVED! Further limited stocks of Acos HGP37 crystal pick-up insert complete with sapphire styl, suitable for B.S.E. Monarch, etc. Brand new only 18/8 and 9d. P. & P.

CONSTRUCTORS NOTE !!

RADIO DATA BOOKS AVAILABLE, i.e. Valve guide, Colour code, etc. Send stamp for list.

Have YOU had a copy of our 109 page comprehensive CATALOGUE? This invaluable publication is only 2/-, post free.

AM/FM KIT

Introducing the JASON AM/FM Kit for medium waves and F.M. This is a very high quality chassis incorporating 8 of the latest miniature valves, plus DM70 magic eye. Kits are available for chassis complete with output stage at £15/5/-. Also less output stage but with own built-in power pack at £13/19/6 only. These are high fidelity units and exceptional value at these prices which include all required control quality when used in conjunction with a good Aerial. Fully illustrated Data Booklet with full construction details, plus individually priced component list, available per return of post 2/- post free. Both plus 3/6 P. & P.

THE R.C. 3/4 WATT AMPLIFIER KIT. Compare the advantages. Treble, base AND middle controls. For crystal or magnetic pick-up. A.C. Mains 200/250 v. Valve line-up: 6V6GT, 6X5GT metal 6X5GT. Negative feedback. Built on stove enamelled steel chassis, measuring only 8in. x 4in. x 1 1/2in. Four engraved cream knobs are included in the price of the complete kit with all necessary practical and theoretical diagrams at 24/5/- only, plus 2/6 packing and post or instruction Book fully illustrated for 1/-. Post free. This amplifier can be supplied assembled, tested, and ready for use at £5/5/- plus P. & P. Hearing is believing.



THE NEW R.C. TRANSISTOR/RECEIVER KIT

This receiver, covering medium waveband, which can be assembled in about 1 hour, will give amazing volume and control quality when used in conjunction with a good aerial and earth. Incorporating PNP Transistor and Germanium Diode. For headphone reception. Included with the kit of parts is a handsome plastic case in black and white, measuring 4 1/2 x 2 1/2 x 1 1/2in. This case accommodates the complete receiver, including battery. **PRICE OF COMPLETE KIT: 25/- plus 1/3 P. & P.** Lightweight high resistance headphones can be supplied separately at 15/- pair. If, however, the kit is purchased complete with headphones this will be supplied at a **SPECIAL INCLUSIVE PRICE OF 37/6** plus 1/6 P. & P. Optional extra. 100ft. coil single 7/36 coloured P.V.C. covered wire, suitable for both aerial and earth. 2/6 only.




Our advantageous H.P. and Credit Sale terms are available on any single item over £5. Your enquiries invited.

If not stated, please add postage on order; under £1. Cash with order or C.O.D. (charges extra).

Open: Tottenham Court Road: 9 a.m. to 6 p.m. Mon to Fri., Sat. 1 p.m. Holloway Road: 9 a.m. to 6 p.m. daily except Thurs., when we close at 1 p.m.

THE FIRST AND STILL THE BEST !!

THE "SUPERIOR FOUR" KIT
Our superior four-valve receiver A.C. mains, 200/250 v. M. and Long waves. As with our very successful "Economy Four" all required components are supplied. Valve line-up: 2 6X07, 6 6X50T and 6 6V6GT. Chassis is ready drilled. Cabinet size 10 1/2 in. x 10 in. wide. Maximum depth at base 6 in, tapering to 3 1/2 in. at top. Sloping front. Very attractively finished in light walnut and peach. Each component brand new and tested prior to packing. Complete instruction booklet with practical and theoretical diagrams is provided. Booklet available at 1/6 post free. Our price for complete kit, £29/9/6. Please add 2/6 P. & C. If preferred, we can supply Cabinet Assembly only, comprising Cabinet and bracket wave-change switch; dial, pointer, drum pulleys drive spindle, drive spring and knobs, at 45/-, plus 2/6 P. & C. N.B.—Our kits are even supplied with sufficient solder for the job



THE R.E.P. 1-Valve RECEIVER. All dry battery operation, for use with head phones, the complete kit is available at 42/-, less batteries plus 2/- P. & P. or full instructions at 9d. post free.

VALVES. We have perhaps the most up-to-date valve stocks in the trade. A stamp will bring complete list of brand new imported valve types, fully guaranteed. P.T. paid. Also all surplus types available such as 6V6GT, etc.

THE R.C. RAMBLER ALL-DRY PORTABLE KIT
Full assembly details with practical 3rd theoretical diagrams, 1/8 post free. This is a truly professional 4-valve superhet—all dry—for medium and long waves. Cream plastic top panel, with dial engraved in red and green adds to the very imposing appearance of this model which is housed in attractive cream and grey leatherette covered attach-case type cabinet, measuring only 9 in. x 7 in. x 5 1/2 in. Weight less batteries 4 1/2 lb., with batteries 6 1/2 lb. This set really has everything. Built-in frame aerial, high quality, extremely sensitive, and very adequate volume from the 5 in. speaker. Valve line-up 3V4, 1B5, 1B5 174. The required components, exactly as specified, including cabinet can be supplied from stock at the special inclusive price of £27/7/- plus 2/6 p. and p. (less batteries). Uses Ever-Ready 90 v. H.T. type B120 at 10/-. Also L.T. 1.5 v. A.D. 55 at 1/6.



RAMBLER MAINS UNIT. For using our popular all-dry "Rambler" on A.C. Mains. Complete kit, when assembled fits snugly into battery compartment, supplied at 47/6 plus 1/6 packing and postage. Includes all required components, and full assembly instructions. N.B.—This unit is completely self-contained in a metal box measuring 7 in. x 2 1/2 in. x 1 1/2 in. and is ideally suitable for many all-dry battery portables requiring 90 v. H.T. and 1.5 L.T.

IMPORTANT ANNOUNCEMENT. IT HAS BEEN BROUGHT TO OUR ATTENTION THAT THE WORDING OF OUR ADVERTISEMENT ON THE RAMBLER MAINS UNIT IS INCORRECT. THIS UNINTENTIONAL ERROR HAS NOW BEEN CORRECTED AND WE TRUST OUR APOLOGIES WILL BE ACCEPTED FOR ANY MISUNDERSTANDING CAUSED.

N.B.—All our T.R.F. Kit circuits include specially wound Denon "Max Q" coils on polyester formers, improved performance. Price remains the same.

THE R.C. 2 AMP. BATTERY CHARGER KIT
Includes handsome well-ventilated black stove-enamelled steel box, size: 7 1/2 in. x 3 1/2 in. x 3 1/2 in. Fully shrouded first quality transformer, brand new G.E.C. rectifier. Mains fuse, etc. for charging 6 or 12 v. batteries at 2 amp. Absolutely complete kit with full practical and theoretical instructions. Price 36/6 plus 2/6 P. & P. Can be supplied assembled and tested at 45/- plus 2/6 P. & P. Heavy duty crocodile clips suitable for car battery lugs, optional extra at 1/6 per pair.

RC2.A. Small Portable Gram Amplifier. This Little Amplifier is built around a Printed Circuit and employs the very latest highly efficient valve type ECL82. It is ideal for use where space is limited. Although of such small size 7 in. x 5 1/2 in. x 2 in. (overall) with a control panel 3 1/2 in. x 1 1/2 in. reproduction is excellent. A wide range tone control is provided. Output approx. 3 watts max. For use on A.C. Mains 200/250 v. NOTE THE PRICE 59/6. plus 2/- P. & P.

RC1.A. AMPLIFIER. A small high quality gramophone amplifier employing the latest circuitry and highly efficient miniature valves. Very neat chassis finished in bronze stove enamel. Size (overall) 5 1/2 x 4 x 5 in. Valves 6X4, ECL82. Output 3 watts max. Controls. Volume, Tone/On/Off. For use on A.C. mains and 200/250 v.



Price £23/19/6 plus 2/- P. & P.


RC3.A. Small 3-Valve Portable Gram Amplifier. An excellent little amplifier for portable gram, giving high quality output. Separate Bass and Treble controls, 2-3 watts output. Valve line-up: E90, EL84, EC63. Provision for mounting 6 in. loudspeaker. Fully isolated from mains 200/250 v. A.C. Overall size: 6 1/2 in. L. x 5 1/2 in. H. x 2 1/2 in. D. PRICE £23/19/6 (less Speaker and Output Transformers), plus 2/6 P. & P.

RC4.A. (STALLION). This is supplied complete with high flux 8 in. P.M. Speaker and Baffle. Incorporating three octal type valves 607, 6V6 and 6X5, this robust and well-made unit is ideal for use in the larger type of record player and is equally suitable for use in conjunction with a radio feeder unit. Separate bass and treble controls are provided; also provision is made for an extension speaker and mains supplies to gram motor. Output approx. 4 watts. Size overall 13 in. x 4 in. x 9 in. high. For use on A.C. Mains 100/200/250 v. PRICE £25/19/6, plus 2/6 P. & P. H.P. terms £2/19/6 deposit and four monthly payments of 18/6 per month. Fits our portable cabinet "G" at 85/- without modification.


RECORD PLAYER CABINETS—to suit all types of single record and autochanger units. Priced from 45/-. Send stamp for fully illustrated list.

THE "ECONOMY FOUR" T.R.F. KIT. A three-valve plus metal rectifier receiver. A.C. mains 200/250 v. Medium and Long waves. We can supply all required components right down to the last nut and

bolt. Valve line-up 6K7, 6J7 and 6V6. Chassis rigidly drilled. Cabinet size 12 in. long by 6 in. high by 5 in. deep—Choice of Ivory or brown Bakelite or wooden walnut finish cabinet. Complete instruction booklet with practical and theoretical diagrams. Each component brand new and tested prior to packing. Our price £5/10/- complete—Remember this set is being demonstrated at our shop premises! We proudly claim that our fully illustrated instruction booklet is the most comprehensive available for this type of receiver—Booklet available at 1/5 post free. This is allowed if kit is purchased later. Plus 2/6 packing and carriage for complete kit.



GRAMPHONE MOTORS are in SHORT SUPPLY!
COLLARO AC 8/554: Three speed, single player for A.C. mains 200/250 v. cream finish, complete with turn-over crystal pick-up incorporating the well-known high output "T" type head. Strictly limited quantity at £2/19/6 plus 3/6 p. and p.



FOUR-SPEED CHANGERS
Collaro RC456 Mixer Auto-Changer in cream with Studio "O" insert. £9/15/-.
B.S.E. Monarch Mixer Auto-Changer, in cream and gold. £8/15/-.
Both plus 3/6 p. and o. h.p. Terms available. Stocks rapidly diminishing.



THE STAAR "GALAXY"
Four speed Mixer Auto-Changer. Finger-tilt stop, start and speed change control. Modern two-tone finish. Beautifully made and moderately sized to fit almost any cabinet. For A.C. mains operation 110-250 v. Price £12/16/3 inc. plus 3/6 C. & P.
Also available ready mounted on playing desk. For A.C. mains operation 200-250 v. Price £14/9/11 inc. plus 3/6 C. & P. Both brand new, boxed and fully guaranteed.

RECORDER AMPLIFIER
(Well known manufacturer's surplus.)
This is a brand new amplifier designed for use with a famous wire recorder. A simple modification is all that is required to make this unit ideal for use with any Tape Deck. Specifications: Valve line-up 7C5, 2AU7 6BR7, 6BR7, 6X4. Neon Record Level Indicator. Controls: Volume/Record Level, Tone Control, Record/Playback Switch. High and Low level inputs for Mike and Radio. External Speaker Socket. Built-in 5 in. Loudspeaker with High Flux magnet. Separate Power Pack. Dimensions: Amplifier 8 1/2 in. H. x 11 in. W. x 2 1/2 in. D. Power Pack: 6 in. x 6 in. x 5 in. High (overall). Full modification details are supplied. Price £23/19/6. P & P 3/6.

SURPLUS BARGAINS—METERS

F.S.D.	Size	Type	Fitting	Price
50 microamp	D.C. 4 in.	M.C.	Rectangular	11/0-
50 microamp	D.C. 3 1/2 in.	M.C.	F.R.	95/-
100 microamp	D.C. 2 1/2 in.	M.C.	F.R.	45/-
200 microamp	D.C. 3 1/2 in.	M.C.	F.R.	65/-
500 microamp	D.C. 2 in.	M.C.	F.R.	18/6
750 microamp	D.C. 2 1/2 in.	M.C.	R.P. (scaled 0-100)	15/-
1 mA.	D.C. 2 in.	M.C.	F. Sq.	22/6
1 mA.	D.C. 2 in.	M.C.	F. Sq. (1954 by Elliott)	25/-
1 mA.	D.C. 2 1/2 in.	M.C.	Desk Type	30/-
100 mA.	D.C. 2 1/2 in.	M.C.	F.R.	10/6
.5 amp.	R.F. 2 in.	Thermo	F. Sq.	6/6
1 amp.	R.F. 2 1/2 in.	M.C.	F.R.	10/-
120-0-120 amp.	D.C. 2 in.	M.C.	F. Sq. (sunt required)	15/-
150 amp.	A.C. 4 in.	M.I.	E.P.	45/-
1 amp.	R.F. 2 1/2 in.	Thermo	F. Sq.	7/6
3 amp.	R.F. 2 in.	Thermo	F. Sq.	6/-
20 amp.	D.C. 2 in.	—	R.P. (with shunt)	10/6
30 amp.	D.C. 2 1/2 in.	M.I.	F.R.	12/6
15 volt.	A.C. 2 1/2 in.	M.I.	F.R.	10/-
15-0-15 volt	D.C. 2 1/2 in.	M.C.	F.R.	17/6
200 volt	D.C. 3 1/2 in.	M.C.	F. Rd.	35/-
300 volt	A.C. 2 1/2 in.	M.C.	F.R.	10/6
300 volt	A.C. 3 1/2 in.	M.I.	F. Rd.	30/-

SPECIAL U.S. 0-1 mA. 2 1/2 in. taken from equipment but perfect, 22/6 each. R.P. = Round Projection. M.C. = Moving Coil. Thermo = Thermo-coupled. F. Sq. = Flush Square. F.R. = Flush Round. M.I. = Moving Iron.

MEPHER RECTIFIERS. 1 mA. by G.E.C. at 6/6, also 5 mA. by G.E.C. at 8/6.

10 in. CABINET SPEAKER. Ideal for P.A. etc. Comprises solid wood cabinet complete with carrying handle. Painted dark brown, with built-in good quality 10 in. P.M. speaker. 3 ohm speech coil, complete with lead and Irganic Jack plug. Brand new. Price only 45/- plus 3/6 P. & P.

VALRADIO I/V TUNER. Limited stocks of this well-known unit available at much reduced price. An ideal prefabricated front end for any superhet T.V. receiver with 18 mc/s. i.f. Continuously variable tuning covering ALL bands from 40-100 mc/s and 170-225 mc/s. Valve line-up: PC684. PCF80 (series heaters). Whistl stocks last only £3/19/6. plus 2/- P. & P.

RETURN OF A WINNER !!!
(Exclusive)

We have been most fortunate in obtaining further limited supply of this fine and popular cabinet. Instantly recognised as being of leading High Quality manufacturers stock, this trolley-type cabinet is finished in polished dark solid walnut. Can easily be adapted to accommodate tape recorder, amplifier, radio-gram etc., etc. External measurements: 24 in. x 16 in. x 29 in. The whole is mounted upon "easy run" castors. Unrepeatable at this price £5/19/6. plus 15/- C. & P.

CLYNE RADIO LTD.
18, Tottenham Court Road, London, W.1
And at
162, Holloway Road, London, N.7.

SELENIUM RECTIFIERS BATTERY CHARGING EQUIPMENT

SELENIUM RECTIFIERS

L.T. Types

2/6 v. 1/2 a.h.w.	1/9
6/12 v. 1/2 a.h.w.	2/9

F.W. Bridge

6/12 v. 1 a.	4/11
6/12 v. 2 a.	8/9
6/12 v. 3 a.	11/9
6/12 v. 4 a.	14/9
6/12 v. 6 a.	19/9
6/12 v. 10 a.	25/9

H.T. Type H.W.

120 v. 40 mA.	3/9
250 v. 50 mA.	5/9
250 v. 80 mA.	7/9
250 v. 150 mA.	9/9
300 v. 250 mA.	12/11

ASSEMBLED CHARGERS

6 v. 1 a.	19/9
6/12 v. 1 a.	22/9
6 v. 2 a.	29/9
6/12 v. 2 a.	38/9
6/12 v. 4 a.	56/9

Above ready for use with mains and output leads. Cases well ventilated and finished in stoved blue hammer. Carr. and packing 3/6.

BATTERY CHARGER KITS
Consisting of Mains Transformer F.W. Bridge. Metal Rectifier, well ventilated steel case. Fuses, Fuse-holders, Grommets, panels and circuit. Carr. 2/6 extra.

6 v. or 12 v. 1 amp. 22/9
6 v. 2 amps. 25/9
6 v. or 12 v. 2 amps. 31/6
6 v. or 12 v. 4 amps. 53/9

BATTERY CHARGER KIT
Consisting of F.W. Bridge Rectifier 6/12 v. 5 a. Mains Trans., 0-9-15 v. 6 a. output, and ammeter. Only 49/9. Post 3/-


ASSEMBLED CHARGER
6 v. or 12 v. 2 amps.

Fitted Ammeter and selector plug for 6 v. or 12 v. Louvred metal case, finished attractive hammer blue. Ready for use with mains and output leads. Double Fused. Only 47/9 Carr. 3/6.

All for A.C. Mains 200-250v., 50 c/s. Guaranteed 12 months
Assembled 6v. or 12v. 4 amps.



Fitted Ammeter and variable charge selector. Also selector plug for 6 v. or 12 v. charging. Double fused. Well ventilated steel case with blue hammer finish. **75/-** Ready for use with mains and output leads. Carr. 3/9. Or Deposit 13/9 and five monthly payments 13/9.



AM/FM RADIOGRAM CHASSIS. HIGH QUALITY. PUSH PULL. 6-8 WATTS OUTPUT

Current manufacture. 12 months' guarantee. For 200-250 v. mains. Covers L and M. Wavebands plus F.M. Includes 8 latest type miniature B.V.A. valves. Only 22 gns. plus 7/6 carr. Or deposit £2/12/- and 9 monthly payments of £2/12/- Guaranteed 12 months.

CO-AXIAL CABLE. 75 ohms. 1/4 in., 8d. yard. Twin screened feeder 11d. yard.

DIAL BULBS. M.E.S., 8 v. 0.2 a. 6/9 doz. 6.5 v. 0.3 a., 5/9 doz. 2.5 v. 0.3 a., 3/9 doz.

ELECTROLYTICS (current production). Not Ex Govt.

Tubular Types	Can Types	
8 mfd. 450 v.	16µF 450 v.	3/9
8 mfd. 500 v.	16 mfd. 500 v.	2/6
16µF 350 v.	32µF 350 v.	1/11
16µF 450 v.	32 mfd. 450 v.	2/9
16µF 500 v.	100 mfd. 450 v.	3/9
8-16µF 500 v.	8-8µF 450 v.	4/11
25µF 25 v.	8-16µF 450 v.	1/3
50µF 12 v.	16-16µF 450 v.	3/1
50 mfd. 25 v.	32-32µF 350 v.	1/9
50µF 50 v.	32-32µF 450 v.	1/9
100 mfd. 12 v.	100-100 mfd. 350 v.	1/9
100 mfd. 25 v.	64-120 mfd. 350 v.	2/3
3,000 mfd. 6 v.	100-200 mfd.	3/9
6,000 mfd. 6 v.	275 v.	3/11

Many others in stock

VOLUME CONTROLS with long spindles, all values, less switch, 2/9; with S.P. switch, 3/9.

EX GOVT. STEP UP/STEP DOWN TRANSFORMERS. Double wound 80/100 watts. 10-0-100-200-220-240 v. to 5-0-75-115-125-135 v. or Reverse. Only 11/9, plus 2/9 post. 10-0-100-200-220-240 v. to 9-0-110-122-136-148 v. or Reverse. 200 watts, 35/9, plus 7/6 carr.

EX GOVT. METAL BLOCK PAPER CONDENSERS

4 mfd. 500 v.	2/3	8 mfd. 500 v.	4/6
4 mfd. 1,000 v.	3/9	10 mfd. 500 v.	3/9

OIL FILLED BLOCK CONDENSERS
Bryce 11-7 mfd. 500 v. New unused Govt. surplus, only 5/9 each.

THE SKY FOUR T.R.F. RECEIVER



A design of a 3 valve 200-250 v. A.C. Mains L. & M. wave T.R.F. receiver with selenium rectifier. For inclusion in cabinet illustrated or walnut veneered type.

It employs valves 6K7, SP61, 6F6G and is specially designed for simplicity in wiring. Sensitivity and quality is well up to standard. Point-to-point wiring diagrams, instructions and parts list, 1/9. This receiver can be built for a maximum of £4/19/6 including cabinet. Available in brown or cream bakelite, or veneered walnut.

5 CORE FLEX. Henleys circular rubber 14/36. Each lead colour coded. 1/6 yard.

EX GOVT. MAINS TRANSFORMERS
All 200-250 v. 50 c/s input.

120-0-120 v. 40 mA.	5/9
250-0-250 v. 60 mA., 6.3 v. 3 a., 6.3 v. 1 a. Potted 4 1/2-3 1/2 in.	11/9
Pr. 0-110-200-230-250 v., 275-0-275 v. 100 mA., 6.3 v. 7 a., 5 v. 3 a.	18/9
230-0-230 v. 80 mA., 12.6 v. 1.5 a. 5 v. 2 a.	11/9
400-0-400 v. 250 mA. 5 v. 2 a., 5 v. 2 a.	13/9
12.5 v. 3 a., 5 v. 3 a.	12/9

EX GOVT. VIBRATOR UNITS. 12 v. input 280 v. output. Suitable for car radio, etc. 16/6.

MANUFACTURERS' SURPLUS TRANSFORMERS. Primary 200-240-250 v. Drop through type 250-0-250 v. 70 mA. 6.3 v. 3 a., 11/9. Postage 2/9.

R.S.C. BATTERY TO MAINS CONVERSION UNITS

Type BM1. An all dry battery eliminator. Size 5 1/2 x 4 1/2 x 2 in. approx. Completely replaces batteries supplying 1.4 v. and 90 v. where A.C. mains 200-250 v. 50 c/s. is available. Suitable for all battery portable receivers requiring 1.4 v. and 90 v. This includes latest low consumption types. Complete kit with diagram. 39/9 or ready for use.



Type BM2. Size 8 x 5 1/2 x 2 1/2 in. Supplies 120 v., 90 v., and 60 v., 40 mA. and 2 v. 0.4 a. to 1 amp. fully smoothed THEREBY COMPLETELY REPLACING BOTH H.T. BATTERIES AND L.T. 2v. ACCUMULATORS when connected to A.C. mains supply 200-250 v. 50 c/s. SUITABLE FOR ALL BATTERY RECEIVERS normally using 2 v. accumulator. Complete kit with diagrams and instructions, 49/9, or ready for use, 59/6.

JUNCTION TRANSISTORS for Audio stages. Only 7/6. For R.F. 17/6.

MINIATURE MOTORS. 24/28 v. D.C. or A.C. Size only 2 1/2 x 1 1/2 in. Spindle 1 1/2 in. long. 1/2 in. diam. Made by Hoover Ltd., Canada. Price only 9/9.

M.E. SPEAKERS. 2-3 ohms R.A. 8 in. Field 600 ohms, 11/9.

R.S.C. TRANSFORMERS

FULLY GUARANTEED. INTERLEAVED AND IMPREGNATED.

MAINS TRANSFORMERS
Primaries 200-230-250 v. 50 c/s.

FULLY SHROUDED UPRIGHT MOUNTING

250-0-250 v. 60 mA., 6.3 v. 2 a., 5 v. 2 a.	17/6
350-0-350 v. 70 mA., 6.3 v. 2 a., 5 v. 2 a.	19/9
250-0-250 v. 100 mA., 6.3 v. 4 a., 5 v. 3 a.	23/9
250-0-250 v. 100 mA., 6.3 v. 6 a., 5 v. 3 a.	31/-
for R1355 conversion.	
300-0-300 v. 100 mA., 6.3 v. 4 a., 5 v. 3 a.	25/9
350-0-350 v. 100 mA., 6.3 v. 4 a., 5 v. 3 a.	23/9
300-0-300 v. 130 mA., 6.3 v. 4 a., c.t. 6.3 v. 1 a., suitable for Mullard 510 Amplifier	33/9
375-0-375 v. 150 mA., 6.3 v. 4 a., 5 v. 2 a.	29/9
350-0-350 v. 150 mA., 6.3 v. 4 a., 5 v. 3 a.	33/9
350-0-350 v. 150 mA., 6.3 v. 2 a., 6.3 v. 2 a., 5 v. 3 a.	33/9
425-0-425 v. 200 mA., 6.3 v. 4 a., c.t., 6.3 v. 4 a., c.t., 5 v. 3 a., suitable Williamam Amplifier, etc.	49/9

TOP SHROUDED DROP-THROUGH TYPE

260-0-260 v. 70 mA., 6.3 v. 2 a., 5 v. 2 a.	16/9
350-0-350 v. 80 mA., 6.3 v. 2 a., 5 v. 2 a.	18/9
250-0-250 v. 100 mA., 6.3 v. 4 a., 5 v. 3 a.	22/9
300-0-300 v. 100 mA., 6.3 v. 4 a., 5 v. 3 a.	23/9
350-0-350 v. 100 mA., 6.3 v. 4 a., 5 v. 3 a.	22/9
350-0-350 v. 150 mA., 6.3 v. 4 a., 5 v. 3 a.	29/9

FILAMENT TRANSFORMERS
Primaries 200-250 v. 50 c/s.

6.3 v. 1.5 a.	5/9	6.3 v. 3 a.	8/11
6.3 v. 2 a.	7/6	6.3 v. 6 a.	17/6
0-4-6-3 v. 2 a.	7/9	12 v. 3 a. or 12 v. 1 a.	7/9
		25 v. 1.5 a.	17/6

CHARGER TRANSFORMERS
All with 200-230-250 v. 50 c/s. Primaries: 0-9-15 v. 1 1/2 a., 11/9; 0-9-15 v. 3 a., 16/9; 0-3.5-9-17 v. 3 a., 17/9; 0-9-15 v. 5 a., 19/9; 0-9-15 v. 6 a., 23/9.

ELIMINATOR TRANSFORMERS
Primaries 200-250 v. 50 c/s.

120 v. 40 mA., 5-0-5 v. 1 a.	14/9
90 v. 15 mA., 6-0-6 v. 250 mA.	9/11

OUTPUT TRANSFORMERS

Midget Battery Pentode 66:1 for 3S4, etc.	3/6
Small Pentode 5,000Ω to 3Ω	3/9
Standard Pentode, 5,000Ω to 3Ω	4/9
Standard Pentode, 8,000Ω to 3Ω	4/9
Push-pull 8 watts 6V6 to 5 ohms	8/9
Push-pull 10-12 watts 6V6 to 3Ω or 15Ω	15/9
Push-pull 10-12 watts to match 6V6 to 3-5-8 or 15Ω	16/9
Push-pull EL84 to 3 or 15 ohms	16/9
Push-pull 15-18 watts, sectionally wound, 6L6, KT66, etc., to 3 or 15 ohms	21/9
Push-pull 20 watt high-quality sectionally wound, 6L6, KT66, etc., to 3 or 15Ω	47/9

SMOOTHING CHOKES

250 mA., 5 H., 100 ohms	11/9
150 mA., 7-10 H., 250 ohms	11/9
100 mA., 10 H., 200 ohms	8/9
80 mA., 10 H., 350 ohms	5/6
60 mA., 10 H., 400 ohms	4/11
1 amp. 0.5 ohm. L.T. type	6/6

VIBRATORS. Oak and Wearite Synchronous 7 pin 2 v. 7/9; 6 v. 8/9.

R.S.C. A10 ULTRA LINEAR 30 WATT AMPLIFIER

NEW 1957 DESIGN, HIGH FIDELITY PUSH-PULL UNIT EMPLOYING SIX VALVES. EF86, EF86, ECC83, 807, 807, GZ34. Tone Control Pre-amp stages are incorporated. Sensitivity is extremely high. Only 12 millivolts minimum input is required for full output. **THIS ENSURES THE SUITABILITY OF ANY TYPE OR MAKE OF MICROPHONE OR PICK-UP.** Separate Bass and Treble controls give both "lift" and "cut" with ample tone correction for long playing records. An extra input with associated vol. control is provided so that two separate inputs such as "mike" and gram, etc., etc., can be simultaneously applied for mixing purposes. **AN OUTPUT SOCKET WITH PLUG IS INCLUDED FOR SUPPLY OF 300 v. 20 mA. and 6.3 v. 1.5 a. FOR A RADIO FEEDER UNIT.** Price in kit form with easy-to-follow wiring diagrams.



Type 807 output valves are used with High Quality Sectionally wound output transformer specially designed for Ultra Linear operation. Negative feedback of 20 D.B. in main loop. **CERTIFIED PERFORMANCE FIGURES ARE EQUAL TO MOST EXPENSIVE UNITS AVAILABLE.** Frequency response ± 3 D.B., 30-20,000 c/s., Tone Controls ± 12 D.B. at 50 c/s., ± 12 D.B. to ± 6 D.B. at 12,000 c/s., Hum and noise 70 D.B. down. Good quality reliable components used. Chassis finish blue hammer. Overall size 12 x 9 x 9 in. approx. Power consumption 150 watts. For A.C. mains 200-230-250 v. 50 c/s. Outputs for 3 and 15 ohm speakers. **EQUALLY SUITABLE FOR THE CONNOISSEUR OR FOR LARGE HALLS, CLUBS, or OUTSIDE FUNCTIONS. IDEAL FOR USE WITH MUSICAL INSTRUMENTS SUCH AS STRING BASS, ELECTRONIC ORGAN, GUITAR, etc. FOR DANCE BANDS, GARRISON THEATRES, etc.,** Microphones, Speakers, 12 v. Rotary Converter, etc. We can supply etc. etc. at cash prices or on terms with amplifiers.

Cover as illustrated
18/9 extra. Only **10** GNS. car. 10/-
Or Factory built with 12 months' guarantee **£12/19/6. TERMS ON ASSEMBLED UNITS. DEPOSIT 35/9 and 9 monthly payments of 28/11.**

LT/45 HIGH QUALITY TAPE DECK AMPLIFIER

COMPLETE with POWER PACK and OSC. STAGE. Suitable for Collaro, Lane, Truvox, Aspden, Brennel, etc., etc. State make of Deck when ordering. Chassis size 12-7-3in. Overall size 12-7-6in. For 200-250 v. 50 c/s. A.C. mains. Output for standard 2-3 ohm speaker. Only 16 millivolts input required for full recording. Only 2 millivolts minimum input required from recording head. Magic Eye recording level indicator. Provision for feeding P.A. amplifier. Negative feedback equalisation. Linear frequency response ± 3 D.B. 50-11,000 c/s. Facilities for recordings at 15in., 7 1/2in. or 3 1/2in. per second. Automatic equalisation at the turn of a knob. When switching from record to playback position automatic demagnetisation of heads is assured. Separate gain and output controls. Valves type ECC83, ECC83, EL84, EZ80, RM34. Output 4 watts. Unit supplied with maker's 12 months' guarantee. We know of no other make which represents the same exceptional value. We can supply Decks and microphones with above at a special inclusive price. Leaflet 6d.



LINEAR LG3 MINIATURE 3 WATT GRAM. AMPLIFIER

For 200-250 v. 50 c.p.s. A.C. Mains. Overall size only 6 1/2 x 4 1/2 x 2 1/2 in. Fitted vol. (with mains switch) and Tone Control. Designed for use with any kind of single player or record changing unit. Output for 2-3 ohms speaker. Guaranteed 12 months. Only 49/9, carr. 3/6.

COLLARO RC457 4 SPEED AUTO-CHANGERS

With studio pick-up with turnover head. BRAND NEW. Cartoned, latest model. For 200-250 v. 50 c.p.s. A.C. mains. Very limited number at only **£8/19/6. Carr. 5/6.**

COLLARO RC54 3 SPEED AUTO-CHANGER

As above unit but for normal 3 speed requirements. Brand new cartoned but for 110 v. 60 c.p.s. A.C. mains. So that the unit can be operated from normal 200-250 v. A.C. mains we are supplying free with every changer a suitable auto-transformer with input and output voltages clearly marked. Limited number only. 7 gns. Carr. 5/6.


PORTABLE CABINETS. Exceptionally attractive design.

Finished in 2 tone revere. Provision for speaker and amplifier. Inside dimensions 17 1/2 x 12 1/2 in. **59/6**. Depth 7in. plus lid 1 1/2 in. Carriage 5/-. SPECIAL OFFER. Above cabinet LG3 Amplifier 6 1/2 in. speaker, and RC457 changer 15 GNS. Carr. 8/6.

LINEAR L45 MINIATURE 4/5 W. QUALITY AMPLIFIER.

Suitable for use with Garrard, B.S.R. or any other record playing unit, and most microphones. Total negative feedback 12 db. Separate Bass and Treble Controls. For A.C. mains input of 200-250 v. 50 c.p.s. Output for 2/3 ohm speaker. Three miniature Mullard valves used. Size only 6 x 5 x 5 1/2 in. high. Chassis fully isolated from mains. Guaranteed 12 months. Only **£5/19/6. Or Deposit 22/- and five monthly payments of 22/-.** Send S.A.E. for leaflet.

R.S.C. ULTRA LINEAR 12-14 WATT AMPLIFIER



NEW 1957 MODEL A11 HIGH-FIDELITY PUSH-PULL AMPLIFIER WITH "BUILT-IN" TONE CONTROL PRE-AMP. STAGES

Two input sockets with associated controls allow mixing of "mike" and gram as in A10. High sensitivity. Includes 5 valves, ECC83, ECC83, EL84, EL84, 5Y3. High Quality sectionally wound output transformer, specially designed for Ultra Linear operation, and reliable small condensers of current manufacture. **INDIVIDUAL CONTROL CONTROLS FOR BASS AND TREBLE "Lift" and "Cut"** Frequency response ± 3 D.B. 30-30,000 c/s. Six negative feedback loops. Hum level 60 dB down. **ONLY 25 millivolts INPUT required for FULL OUTPUT.** Suitable for use with all makes and types of pick-ups and microphones. Comparable with the very best designs. For STANDARD or LONG PLAYING RECORDS. For MUSICAL INSTRUMENTS such as STRING BASS, GUITARS, etc. **OUTPUT SOCKET with plug provides 300 v. 30 mA. and 6.3 v. 1.5 a.** For supply of a RADIO FEEDER UNIT. Size approx. 12-9-7in. For A.C. mains 200-230-250 v. 50 c/s. Output for 3 and 15 ohms speakers. Kit is complete to last nut. Chassis is fully punched. Full instructions and point-to-point wiring diagrams supplied. Despite improved performance due to use of latest miniature valves price remains as previous model but extra input now standard.

Only **8** GNS. or factory built 45/- extra. Carr. 10/-. If required louvered metal cover with 2 carrying handles can be applied for 18/9. **TERMS ON ASSEMBLED UNITS. DEPOSIT 25/6 and nine monthly payments of 25/6.**

LINEAR "DIATONIC" 10-WATT HIGH FIDELITY AMPLIFIER. Incorporating pre-amp. For A.C. mains input 200-230-250 v. 50 c.p.s. A compact attractively finished unit with two separately controlled inputs, and outputs for 3 and 15 ohms speakers. Separate Bass and Treble controls. Five latest type miniature Mullard valves. Only 12 Gns. Send S.A.E. for leaflet and credit terms.

W.B. "STENTORIAN" HIGH FIDELITY P.M. SPEAKERS. HF1012, 10 watts, 15 ohm (or 3 ohm) speech coil. Where a really good quality speaker at a low price is required, we highly recommend this unit with an amazing performance. **£4/10/9.** Please state whether 3 ohm or 15 ohm required.

P.M. SPEAKERS. 2-3 ohm 6in. Goodmans 17/8. 7 x 4in. Elliptical, 19/9. 6 1/2 in. Rola, 19/9. 8in. Rola, 19/9. 10in R.A., 28/9. 12in. Plessey 3 ohms, 10 watts, 59/6.

SUPERHET RADIO FEEDER UNIT
Design of a high quality Radio Tuner Unit (specially suitable for use with any of our Amplifiers). A Triode Heptode F/changer is used. Pentode I.F. and double Diode Second Detector, delayed A.V.C. is arranged so that A.V.C. distortion is avoided. The W. Ch. Sw. incorporates Gram. position. Controls are Tuning, W. Ch., and Vol. Output will load most Amplifiers requiring 500 mV. input depending on Ae. location. Only 250 v. 15 mA. H.T. and L.T. of 6.3 v. 1 amp. required from amplifier. Size of unit approx. 9-6-7in. high. Send S.A.E. for illustrated leaflet. Total building cost is **£4/15/-.** Point-to-point wiring diagrams and instructions, 2/6.

RECORDING TAPE. 1,200 ft. Reels Puretone, Medium Coercivity, 15/9.

R.S.C. A7 3-4 WATT QUALITY AMPLIFIER

A highly sensitive 4-valve amplifier using negative feedback and having an excellent frequency response. Pre-amplifier and Tone Control stages are incorporated with separate Bass and Treble controls giving full tone compensation for Long Playing records. Suitable for any kind of pick-up including latest high fidelity types. H.T. of 250 v. 20 mA. and L.T. 6.3 v. 1 a. available for supply of Radio Feeder Unit, etc. **ONLY 40 millivolts input required for full output.** Fully isolated chassis with baseplate. For A.C. mains 200-250 v. 50 cycles. Output for 2-3 ohm speaker. Complete kit of parts with point-to-point wiring diagrams and instructions. Only **£3/15/-, carr. 3/6** or factory built 22/6 extra. Or Deposit 18/6 and five monthly payments of 18/6 for assembled unit.

P.M. Speakers 3 ohm recommended for use with A7, A5, LG3 or L45 amplifier.

Plessey 12in., 29/11, 6in. Celestion and Goodmans with high flux density magnet 19/9. 10 x 6in. Goodmans Elliptical 27/6.



PLESSEY DUAL CONCENTRIC 12in. P.M. SPEAKERS

(15 ohms) consisting of a high quality 12in. speaker of orthodox design supporting a small elliptical speaker ready wired with choke and condensers to act as tweeter. This high fidelity unit is highly recommended for use with our A11 or any similar amplifier. Rating is 10 watts. Price only **£5/17/6.** Or Deposit 13/- and nine monthly payments of 13/-.

Radio Supply Co. (LEEDS) LTD.

32 THE CALLS. — LEEDS, 2.

Terms: C.W.O. or C.O.D. No C.O.D. under £1. Postage 1/9 extra on all orders under £2, 2/9 extra under £5 unless carriage charge stated. Full Price List 6d. Trade List 5d. Open to Callers: 9 a.m. to 5.30 p.m. Saturday until 1 p.m. S.A.E. please with all enquiries.

G.W. SMITH & CO (RADIO) LIMITED

Phone: GERRARD 8204/9155
Cables: SMITHEX LESQUARE
3-34 LISLE STREET, LONDON, W.C.2

WELDING TRANSFORMER. In-put 230 volts. Output 17.5 volts 35 amps. New, 72/6. P/P. 5/-.

A.C. MAINS POWER PACKS. Input 230 v. Output 250 v. 50 m/a. 6.3 v., 2 a. Fully smoothed, 5Z4 rectifier. Housed in metal box with other useful gear, including 2X EF50, VR137, EA50 and Y63 valves, 32/6 each. P/P. 3/-.

ADMIRALTY 12 VOLT D.C. MOBILE AMPLIFIERS. Separate mic. or gram. inputs. Output 10 watts, matched, 3, 15 or 600 ohms. Not new but all tested, £8/19/6 each. P/P. 5/-.

R.1155 SUPER SLOW MOTION DRIVES Improved version as fitted to Model L and N. Suitable for Model A, etc. Brand new, 12/6 each. P/P. 1/6.

AMERICAN SUPER LIGHT-WEIGHT HEADPHONES

Magnetic type, res. 50 ohms. Fitted with rubber earmoulds to fit inside the ear. Extremely good quality, ideal for communication receivers, etc., supplied brand new, 15/- pair. P/P. 1/-.

ROTARY CONVERTORS. Input 24 volts D.C. Output 230 volts, 50 cycles, 100 watts. Supplied unused, 92/6 each. P/P. 5/-.

0-1 MA. METERS

Brand new moving coil meters, round flush mounting with 2 1/2 in. scale, calibrated 0/300 volts. Resistance 100 ohms. Supplied complete with rectifier. 25/- each. P/P. 1/-.

MIDGET RECORDER MOTORS Size only 1 1/2 x 1 x 2 1/2 in. Will operate from 4.5 to 24 volt D.C. Fitted with reduction gear. Supplied brand new, 12/6 each. P/P. 1/-.

TAPPED L.T. TRANSFORMER. Input 200/250 volts. Output tapped, 3, 6, 9, 12, 24 or 36 volts 5 amps., 35/- each. P/P. 3/-.

BARGAIN 6.3 VOLT FILAMENT TRANSFORMERS

Potted, hermetically sealed, ceramic terminations, all brand new. Made by famous manufacturer.

Type 1. 200/250 volt input. Outputs: 6.3 v. C.T. 5.6 amps., tapped 5 v.; 6.3 v. C.T. 4.8 amps., tapped 4 v.; 6.3 v. C.T. 1 amp., tapped 4 v., 19/6 each.

Type 2. 200/250 v. input. Output: 6.3 v. C.T. 3.3 amps., tapped 5 v.; 6.3 v. C.T. 1 amp., tapped 4 v.; 6.3 v. C.T. 9 amp.; 6.3 v. C.T. 6 amp., 15/6 each. Postage both types, 2/-.

EDDYSTONE MAINS POWER PACK. Input 200/250 volts. Output 175 volts 65 m/a. 6.3 volts 3 amps. Fully smoothed, 5Z4 rectifier. For Eddystone 358 receiver, etc., 32/6 each. P/P. 3/-.

A.C. MAINS BLOWER MOTORS. 220/230 volts. 1 1/2 in. dia. outlet. Housed in metal box and fitted with dust filter pads. Supplied with 2 lengths of hose, brand new, £4/19/6 each. P/P. 1/6.

RCA. OUTPUT TRANSFORMERS

Completely potted. Centre tapped primary, 8,000 ohms. Secondary tapped, 3, 7.5, 15, 500 or 600 ohms. Separate feedback winding. 15 watts rating. Ideal for 6L6, KT66, EL84's etc. brand new, 27/6 each. P/P. 2/-.

A.R.88 WAVECHANGE SWITCHES. Ceramic, 8 bank, 6 position, complete with all screens. Brand new, 17/6 each. P/P. 2/6.



COSSOR DOUBLE BEAM OSCILLOSCOPE TYPE 339

Operation 110/200/250 volts A.C. 120 watts. Time Base 10 positions. 6 cps. to 250,000 cps. Amplifier 10 cps. to 2,000,000 cps. Sensitivity, Y1.Y2.3.1 v. D.C. 1.1 v. rms. X. 2.25 v. D.C. .8 v. rms. Supplied in good working order. £27/10/- each. P/P. £1.

MAINS VOLTAGE REGULATOR TRANSFORMERS. For A.C. mains 50 cycles. Will give a variable output from 185 volts to 250 volts at 24 amps. £15 each. P/P. 10/-.

Smaller type available 200/240 volts 7.5 amps. 87/6 each. P/P. 5/-.

HALLIGRAFTER S. 36A. V.H.F. COMMUNICATION RECEIVERS. Improved version of S.27. Specification: Completely self contained except for headset or speaker. Operation 110/230 volt A.C. Superhet receiver, for A.M. or F.M. incorporating R.F. and 3 I.F. stages, A.V.C., noise limiter, and S meter. Frequency coverage 27.8 to 143 mc/s. Supplied brand new, £45 each. P/P. 15/-.

AMERICAN MINE DETECTORS. Type SCR-625C. Battery operated, portable and supplied complete with instruction book. Ideal for detecting all types of metals. £12/10/- each. P/P. 10/-.

SPECIAL OFFER

BRAND NEW AMERICAN/CANADIAN No. 19 MARK II TRANSMITTER-RECEIVERS. Complete with all valves. Frequency coverage 2 to 8 mc/s, 65/- each. P/P. 10/-.

Limitee n m e onlv a-vailabe.

HEAVY DUTY MAINS ISOLATING TRANSFORMERS. Specification:—Primary 230 volts 3 amps. Secondary 230 volts 3 amps. (service rating, OK 5 amps.). Ideal for laboratory or workshop use. Supplied brand new in original transit cases, £6/10/- each. P/P. 10/-.

HEAVY DUTY "C" CORE TRANSFORMER. Input 230 volts. Outputs, 510/0/510 v 300 m/a., 375/0/375 v. 100 m/a., 6.3 v. 9 a., 2 x 6.3 v. 2 a., 2 x 6.3 v. 1 a., 6.3 v. 1.5 a., 6.3 v. .5 a., 5 v. 3 a. Brand new, 82/6 each. P/P. 5/-.

AMERICAN BEACON TRANSMITTER/RECEIVERS

RT 37/PPN-2. Brand new and boxed, complete with instruction book. Equipment comprises transmitter/receiver with 9 valves (5 3A5, 3 1S5 and 1 1R5), with built-in 2 v. vibrator power pack, spare vibrator, head-set connector leads and 10ft. collapsible aerial. Frequency coverage 214/238 Mc/s. Price 72/6 each. P/P. 6/-.

AMERICAN ROTARY TRANSFORMERS

Models available for either 6 or 12 volt D.C. input. Output 250 volts D.C. 80 mA. Ideal for car radios or razors, etc., brand new 22/6 each. P/P. 3/-.

EX-NAVY SOUND POWERED TELEPHONES

This type requires no batteries to operate and can be fitted in moments. Uses hand generator for calling, giving an extremely loud buzzing note, and also a neon indicator. Ideal for field activities, factories, office, etc. Only 45/- each. P/P. 4/6.

12 VOLT MIDGET ROTARY TRANSFORMERS

Type H.T.11, size 4 1/2" x 2 1/2". Output 310/360 volts at 30 m/a. Price 22/6, P/P. 1/6.

CHEAP TRANSISTORS

Red spot. A.F. 800 kc/s., 10/-; 3 for 22/6. Blue spot, 1.5 mc/s., 15/-; Yellow/red, 8 mc/s., 21/-.

TRANSISTOR TRANSFORMERS. £in. sq. 8: 1.4.5: 1.10: 1, 4/6.

TRANSISTOR CONDENSERS. Electrolytic. 1 x £in., 8, 8, 16 or 30 mfd., 3 or 6 volt. 2/9; .001, .002, .005 .01, .02, or .04, 9d.

TRANSISTOR VARIABLE. Jackson, 365pf., 2-gang, 8/8.

MAINS NEON PANEL INDICATORS. Chrome escutcheon. Red amber, green or clear. 3/9 42/- doz

COPPER AERIAL WIRE. Ex-U.S.A. 300ft. reels 3/6.

HEAVY DUTY SLIDER. 1 ohm, 12 amp., 6/6.

HEATER TRANSFORMERS. Input 230 volts. Output 6.3 v. 1.5 a., 5/9. 8 amp., 10/6.

CRYSTAL DIODES, G.E.C., 10d. CRYSTAL SET COILS. Repanco dual range, 2/6. Teletron H.A.X. 3/-, .0005 mfd., variable; 3/10. .0003 mfd. variable 3/10.

BULGIN SIGNAL LAMPS. M.e.s. red, green, white or clear. 1/9.

ALLADIN COIL FORMERS. £in. or £in. with slug, 6d.

ALLADIN COIL FORMERS WITH CANS. £in., 1/-; 2in., 1/3.

EPICYCLIC DRIVES. 5: 1 ratio, 1/3. Cord drives, 1/3.

BRASS £in. COUPLERS 7d.; w/spindle, 9d. Ceramic flexible coupler, 1/6.

LINE CORD. 2 a., 100 ohms/ft., 1/9 yd.; 3 a. 60 ohms/ft. 1/9 yd

CERAMIC CONDENSERS. 500 v wkg. 1 pf. to 5,000 pf. 6d. .01 mfd., 9d.

CARBON RESISTORS. 1/16, 1/4 or 1 w. 3d.; 1 w 4d., 2 w. 6d.

VALVE HOLDERS. Octal, 6d. Mazda, 6d. 807, 6d. Ceramic, 1/-.

Loctal, 6d. BSA, 9d. B5, 6d. B70, 6d. W/skirt, 9d. B9A, 9d. W/skirt, 1/-.

Anti-microphonic, w/skirt, 1/8.

B70 cans, 6d. B9A cans, 8d.

ALUMINIUM CHASSIS

Best quality, 18 swg., four sided, reinforced corners. 6 x 4 x 2 1/2 in., 3/6; 10 x 7 x 2 1/2 in., 5/3; 7 1/2 x 4 x 2 1/2 in., 4/6; 11 x 7 1/2 x 2 1/2 in., 6/-; 13 x 9 x 2 1/2 in., 6/9.

0.0005 mfd., 2 gangs, midget, 7/6. Large 3 gangs, 6/6. Ditto 4 gangs, 7/6.

TRIMMERS. Philips beehive, 10 pf. 1/-; 30pf. 10d. Mica, 50 pf. 6d. 2 x 100 pf., 1/-.

2 x 200 pf., 1/-.

Cydion HV, 250 pf., 1/-.

Air spaced w/spindle, 50, 100 pf. 1/6.

ACTAL PLUGS, 1/9.

BELLING 7-PIN P.S. 1/6 pr.

MIDGET JONES. 3-pin 3/6 pr. 12-pin, 4/6 pr. 21-pin, 7/6 pr.

BULGIN 3-pin mains. P73, 4/6 pr.

ROTARY SWITCHES. Small dia. 2 P. 2 w. 1/6. 3 P. 2 w. 1/6. 4 P. 3 w. 2/6. 3 P. 4 w. 2/6. 2 P. 6 w. 2/6. 1 P. 12 w. 2/6.

Large ceramic, 2 P. 6 w. 7/6.

TOGGLE SWITCHES. D/P, on/off, 1/9. D/P on/off, 2/6. S/P, c/over, 2/3. D/P, c/over, 3/-.

KEY SWITCHES. D/P, c/over, locking, 2/9. Non-locking one side, 2/3.

POTENTIOMETERS. Wirewound, 100 ohms, 300 ohms 1K, 2K, 2.5K, 5K 10K, 50K, 100K, 2K. Carbon. 1K to 100K, 1/8. 250K to 2 Meg. 2/6. All w/spindle.

FUSE HOLDERS. £in. Open clips. Single, 5d. double, 10d. Fuses, 150 m.a. to 5 amp., 3d.

PAPER CONDENSERS. Tubular, 350 or 500 v., .001 to .1 mfd. 9d., .25 1/-, .5 1/8.

ELECTROLYTIC CONDENSERS

All new stock		
2,200 v.	1/3	500/50 v. 4/8
8/150 v.	1/-	250 x 250/6 v. 2/6
8/450 v.	1/9	6,000/6 v. 3/6
8/500 v.	2/-	8 x 8/450 v. 3/6
16/450 v.	2/9	8 x 16/450 v. 3/6
16/500 v.	3/3	16 x 16/450 v. 3/6
30/450 v.	3/6	16 x 16/500 v. 4/3
40/450 v.	3/9	16 x 16/500 v. 4/3
10/25 v.	1/-	32 x 32/275 v. 3/6
25/25 v.	1/9	32 x 32/350 v. 4/3
50/25 v.	1/3	32 x 32/450 v. 4/6
50/25 v.	1/-	50 x 30/275 v. 3/9
50/50 v.	1/9	100 x 300/350 v. 7/6
100/25 v.	1/3	32 x 32 x 2/275 v. 3/3
500/12 v.	1/3	50 x 50 x 50/350 v. 5/3

ADMIRALTY REFLEX RE-ENTRANT P.A. LOUDSPEAKERS

Twin units. Impedance 3 ohms. Extremely sensitive and directional. Ideal for all outside work. Complete with 600 ohm line transformer. Price 32/6 each. P/P. 5/-.

P.M. LOUDSPEAKERS, 3 OHM
All new and unused.
Plessey, 2 1/4in. 16/-; R.A. 6 1/4in. 17/6;
Plessey, 1 1/2in. 32/6; Goodmans, 3 1/4in.
17/6; Elac, 4in. 19/6; Rola, 7 x 4in.
15/6; Elac, 6in. 17/6; Elac 10in.
27/6; Plessey, 10 x 6in., 27/6.

OUTPUT TRANSFORMERS. 6V6/3 ohm,
4/6. Push-pull 6V6/3 or 15 ohm, 16/6.
Tapped small pentode, 3/9. 3 ratio, mid/et,
6/-, Push-pull 6V6/15 ohm, 7/6. 465 Kc/5
I.F. Mid/et, 8/6 pr.

FERRITE RODS, 6in., 1/6.
FERRITE ROD AERIALS. Teltron M/W,
8/9. Repanco dual range 12/6.

REPANCO COIL PACKS. Mid/et, L.M.S.
without, 36/-.

SUPERHET COILS. Wearite, 3/-. Weymouth, 3/9.
Repanco, 3/3. Osnor, 4/-.

REPANCO DRR2. Coil, 4/- Pr. TRF coils, 8/-.
METAL RECTIFIERS. Sentercoil, RM1, 4/3. BM2,
4/6. RM3, 5/6. BM4, 16/6. Contact cooled, 125 v,
80 m/a., 4/3. 250 v. 50 m/a., 7/6. 250 v. 85 m/a.,
9/-, 250 v. 75 m/a. F.W. bridge, 12/6. 250 v. 300 m/a.
15/6. Pencil type, 250 v. 60 m/a., 5/-. 250 v. 80 m/a.,
7/6. 350 v. 60 m/a., 6/-.

INSULATED TERMINALS. Red or black, 1/3.
WANDER PLUGS, 3d. Insulated sockets, 6/d.
TC8 8 MPD. PAPER CONDENSER. 750 volts, 5/6.
Sprague 4 mfd., 600 v., 4/6.

T/V COAXIAL CABLE. 75 ohms. 1/4in. dia., 7 1/2 yd.,
6/6 12 yds.

BAND IN AERIAL BARGAINS. 3 element, wall
fixing 32/6. Ditto, 6 element 42/6.

BELLING COAX PLUG, 1/3. Socket, 1/2. Joiner,
1/9. Line socket, 2/-. Wall socket, 4/6. Diplexer,
13/-.

REPANCO TRANSISTOR COMPONENTS
Push-pull interstage transformers..... 8/6
Push-pull output transformers..... 8/-
Dual range ferrite slab aerial..... 13/6
315 kc/s I.F. transformers..... 5/-
Combined oscillator/1st I.F..... 11/6

SPEAKER CABINETS. Attractive, polished walnut,
veneer 6 1/4in. 16/6. 8in., 21/- GOLD EXPANDING
METAL, 5/- sq. ft.

**25-WAY TAG STRIPS. VOLTAGE SELECTOR
PANELS, 6d.**

PYREX DOME AERIAL INSULATOR, 1/3. 3-link
chain insulator, 6d. Eggs 6d.

JACK PLUG JUMPER LEADS. Fitted with 2 P.O.
plugs, 3/-. Sockets, 9d.

G.P.O. TWIN BELL UNITS. New in boxes, 7/6.
G.P.O. LAMP JACKS, 6d.


12-WAY CONNECTOR STRIPS. Break off type. 2/6.
A.M. 2-way, 4d. 3-way, 6d.

A.M. SWITCHBOXES. Fitted with 3 on/off switches,
1/9.

MIDGET H.T. TRANSFORMERS. Input 220/240 v.
Output 220 v., 25 m/a., 6.3 v. 1 amp., 10/6.

SMOOTHING CHOKES. 10H. 40 m/a., 4/6. 15H.
60 m/a., 5/6. 8H. 100 m/a., 8/6. 9H. 100 m/a., 7/6.
5H. 200 m/a., 5/6. 50H. 120 m/a., 15/6. 20H. 120 m/a.,
10/6. 15H. 300 m/a., 10/6. Smoothing chokes, 3/6/4.2H.
250 m/a., 10/6. 8/40H. 300 m/a., 10/6.

VALVE BARGAINS			
All new and guaranteed.			
0A2	8/6	DAP96	9/6
1T4	7/6	EP96	12/6
1R5	8/6	EL84	10/6
1R5	4/6	ECC81	9/-
1N3	10/6	ECC82	9/-
1H6	10/6	ECC83	9/-
1C5	10/6	EZ80	10/6
1A7	12/6	EZ81	10/6
3A5	4/6	EM90	10/6
3A5	10/6	EY91	10/6
3Q4	8/6	ECL80	11/6
3V4	8/6	ECP82	12/6
384	8/6	ECP80	12/6
3Q5	8/6	ECC84	12/6
6U4	8/6	ECL82	12/6
5V4	8/6	EP90	9/6
5Y3	7/3	E737a	10/6
6AG5	3/6	E139	5/6
6AK5	5/6	ECH42	10/6
6H6	1/9	EL41	11/6
6L6	3/6	EP91	9/6
6C4	5/6	EB91	7/6
6J5	4/11	12AH8	10/6
6K8	9/-	PY80	10/6
6V6	7/6	FY82	10/6
6X4	10/6	FY81	10/6
6SN7	5/11	PK4	13/6
6X5	7/6	PX25	15/6
807	6/-	PCF80	12/6
12A6	7/6	PCF82	12/6
25Z4	9/6	PCC84	12/6
35Z4	9/6	UL41	11/6
DK92	9/6	UY849	10/6
DK96	9/6	UZ5	12/6
DL96	9/6	PI82	10/6
DF96	9/6	VU111	1/9



MODULATOR 67

These bargain instruments contain a COMPLETE A.C. MAINS POWER PACK. Input 230 volts 50 cycles. Output 350 volts, 120 m/a. and 6.3 volts 5 amps. Choke and condenser smoothed and uses 5Z4 rectifier. (Transformer actually 200 m/a.). Also included in the unit are 11 other valves, 5 SP61, 1 VR116, 2 EB34 and 3 EA50, and many other useful, components, pots, resistors, switches, etc. Size of case 18 x 9 x 7in., which is finished in grey. Supplied brand new.

SPECIAL REDUCED PRICE 39/6 each P/P. 7/6.

50 MICROAMP METERS

2 1/2in. flush mounting meter housed in grey instrument case, complete with a chrome handle. Resistance 800 ohms. Supplied brand new and tested, 59/6 each. P/P. 2/6.

EDDYSTONE POWER PLUGS. S.441B. 200/250

volt A.C. input. Output 300 volts 200 m/a. and 12 volts 3 amps. Double choke and condenser smoothed. Uses 5U4 rectifier. Housed in compact grey metal case. Supplied in perfect condition, 49/6 each. P/P. 7/6.

4 SPEED RECORD CHANGERS

Brand new 1957 model B.S.R. 4 speed automatic record changers. Only 48/12/6 each. P/P. 3/6.
Brand new 1957 model COLLAR RC457 4-speed automatic record changers. Only 48/15/- each. P/P. 3/6.

HEAVY "C" CORE H.T. TRANSFORMERS.

Type 1. Input 230 volts. Output 350/0/360 volts, 200 m/a. 360/0/360 volts 65 m/a. 6.3 v. ct. 5 a., 6.3 v. ct. 2 a., 6.3 v. 5 a., 5 v. 4 a., 5 v. 3 a., 65/- each. P/P. 4/6.

Type 2. Input 230 volts. Output 350/0/350 volts, 400 m/a., 25 v. 1 a., 21 v. .5 a., 6.3 v. 5 a., 6.3 v. 1 a., 5 v. 4 a., 75/- each. P/P. 4/6.

Type 3. Input 23 volts. Output 450/0/450 volts, 250 m/a., 2 x 6.3 v. 5 a., 2 x 6.3 v. 1 a., 5 v. 4 a., 69/6 each. P/P. 4/6.

BENDIX COMMAND TRANSMITTERS. Complete with all valves and crystals. Frequency coverage 2.1 to 3 mc/s. Only 22/6 each. P/P. 2/6.

MARCONI SIGNAL GENERATORS. Laboratory instruments at a fraction of original cost. Operation of all types, 200-250 volt A.C. Type TF-390G. Frequency coverage 16 to 150 mc/s. Brand new with leads and charts, 425 each. P/P. 1/1. Ditto 4 to 100 mc/s., 422/10/-, Type TF-517G. Frequency coverage 16 to 58 mc/s. and 150 to 300 mc/s. Brand new 435 each. Ditto complete with TF-675 pulse generator, 442/10/-, P/P. 1/1.

DYNAMO EXPLODER UNITS. Used for detonating explosive charges. Operation is by hand generator, giving 1,800 volts across output terminals. Ideal also as photo flash generator. Brand new only 43/19/6 each. P/P. 3/-.

L.T. TRANSFORMER BARGAIN. Input 200/250 volts. Output 12 volts 5 amps. Only 12/6 each.

AMERICAN GEARED MOTORS



American 24 volt D.C. motor with built-in precision gearbox giving twin outputs 20 r.p.m. and 6 r.p.m. Will also operate on 12 v. giving reduced outputs. Size 7in. x 1 1/2in. Shaft dia. 1/2in. Supplied 19/6 each. brand new only P/P. 3/-

HOOVER ROTARY TRANSFORMERS. Latest type, small. 24 volt D.C. input. 210 volts, 120 m/a. output. New 15/6 each. P/P. 1/6.

PARMECO PRESSURE UNITS. Heavy duty, 3 ohm coil. Not new but all tested, 39/6 each. P/P. 2/6.

TRANSFORMER BARGAIN. Input 230/250 volts. Output 250/0/250 volts 200 m/a., 6.3 volt 4 amp., 5 volt 2 amp. New, 27/6 each. P/P. 1/6.

6 VOLT VIBRATOR PACKS

Output 120 volts 30 m/a. Fully smoothed, uses standard Malooy 4 pin vibrator. Supplied brand new and boxed, 12/6 each. P/P. 2/6.

CHARGING AND MODEL TRANSFORMERS.
1. Pri. 200/250 v. Sec. 3.5, 9 or 17 v. 1 amp., 9/9.
2. Pri. 200/250 v. Sec. 3.5, 9 or 17 v. 2 amp., 14/3.
3. Pri. 200/250 v. Sec. 3.5, 9 or 17 v. 4 amp., 16/6.
4. Pri. 200/250 v. Sec. 6.3 v. 3 amp., 8 v. 1.5 amp., 9/6.
5. Pri. 200/250 v. Sec. tapped, 3, 4, 5, 6, 8, 10, 12, 15, 18, 20, 24 or 30 volt 2 amp., 18/6. Postage 1/6 all types.

L.T. METAL RECTIFIERS. Full wave and bridged. 12 v. 1 amp., 6/3; 12 v. 2 amp., 9/3; 12 v. 4 amp., 13/9; 24 v. 1 amp., 12/6; 24 v. 4 amp., 22/6. P/P. 1/- all types.



CRYSTAL MICROPHONE INSERTS

Sensitive, ideal for tape recorders, amplifiers, etc., 4/6 each. P/P. 6d.

INSTRUMENT TRANSFORMERS. Parmeco, Input 230 volts. Output H.T. 195 volts 85 m/a., tapped 130 v. and 65 v. L.T. 6.3 v. 5 amp., 6.3 v. .3 amp. Brand new, 14/6. P/P. 1/6

INSTRUMENT POTENTIOMETERS. Brand new Colvern type. 100,000 ohms, 10 watts, 3 1/2in. dia. Ideal for bridges, etc., 10/6. Ditto twin gang 5,000 ohms, 10/6. P/P. 1/-.

BARGAIN GRAM MOTORS

Garrard centre drive motors complete with turntables. 200/250 volt A.C. Adjustable mechanically from 0 to 45 r.p.m. Only 22/6 each. P/P. 3/-.

SOUND POWERED BALANCED ARMATURE EARPIECES. Brand new 3/6 each. P/P. 9d. Brand new sound powered handsets, 19/6 each. P/P. 1/1-

MINIATURE SLOW MOTION DRIVES

Dia. 1 1/2in. Scale 0-100, for 1/4in. spindle. Complete with locking device. Brand new, 7/6. P/P. 1/- Large type available as above 7/6.

CHEAP MAINS TRANSFORMERS. Standard replacement type. Pri. 200/250 v. Sec. 250/0/250 v., 80 m/a., 6.3 v. 4 a. tapped 4 v. 5 v. 2 a. Tapped 4 v. Brand new, 18/6. Ditto 350 v. 18/6. P/P. 1/6.

METER BARGAINS

50 microamp 2 1/2in. Pj. M.C. 49/6
100 microamp 2 1/2in. FM. M.C.3 9/6
200 m/amps. 2 1/2in. FM. M.C. 9/6
1 amp. RF. 2 1/2in. Pj. T.C. 5/-
300 volt A.C. 2 1/2in. FM. M.I. 25/-
1.5 amp. A.C./D.C. 2in. FM. M.I. 6/6
500/0/500 microamp 2 1/2in. FM M.C. 25/-
20/0/20 amp. Lucas car type..... 8/6
2 m/a. meter rectifiers, STC..... 5/6

G.W. SMITH & CO (RADIO) LIMITED
Phone: GERRARD 8204/9155
Cables: SMITHEX LESQUARE
3-34 LISLE STREET, LONDON, W.C.2



**FOR VALVES—
GUARANTEED
NEW AND BOXED**

02A	5/6	747	9/-	EL32	6/6	QP21	7/6
IA3	3/6	787	9/6	EL33	14/6	R19	13/6
1A5GT	6/-	7Y4	8/6	EL41	10/6	SP220	3/11
1A7	12/6	75	11/6	EL42	11/6	U10	10/-
1C2	9/6	77	8/-	EL54	11/-	U22	9/-
1H5GT	10/6	80	8/6	EZ80	11/-	U25	15/3
1L	6/6	807	6/9	EM80	11/-	U45	15/-
1LD5	10/6	9D2	2/9	EM81	11/6	U91	12/6
1R5	8/-	9001	5/6	EY86	12/-	UAF42	11/6
1R4	10/6	9002	5/6	EY91	6/-	UB41	10/-
1S5	7/6	9003	5/6	EZ40	10/6	UBC41	11/-
1T4	7/6	9004	5/6	EZ80	10/-	UBC42	12/6
2X2	4/6	9006	5/6	EZ90	7/6	UCH42	12/6
2A4	7/-	954	2/-	EL148	2/-	UCH81	12/6
3D6	5/-	955	4/9	GZ32	12/6	UF41	10/-
3Q4	9/6	956	3/6	H30	5/-	UL41	11/-
3Q5	9/6	10F1	12/6	HL33DD	6/6	UL84	12/6
3Z4	8/6	12A6	12/6	HN309	10/6	UY41	10/-
3Y4	8/-	12A8	11/6	K409	13/6	UY85	10/6
4D1	3/-	12A7E	10/6	KN309	9/-	VR51	2/9
4E	8/-	12A7F	9/-	KBC32	8/-	VR53 (EF39)	6/6
584GY	9/6	12A7G	9/6	KF35	8/6	VR54 (EB34)	2/2
5U4G	8/-	12AK7	10/-	KL32	11/6	VR55 (EBC33)	7/6
5Y3GT	8/-	12BA6	9/-	KP220	4/6	VR56 (EF36)	6/-
5Y3GT	8/-	12BE6	10/-	KT2	5/-	VR57 (EK32)	6/6
5Z4G	10/6	12BH7	11/6	KT3C	10/-	VR65 (SP61)	3/-
6A7	13/-	12C8	3/-	KTW83	7/-	VR65A (SP41)	3/6
6A8G	10/6	12H6	3/-	KTW83	8/6	VR66 (P61)	3/9
6A7	6/6	12J5	4/6	KTZ41	6/-	VR81 (EF50)	4/6
6A65	5/6	12K7	7/6	KTZ41	5/-	VR81 (SWL)	7/6
6AK5	6/6	12K7	9/-	MH4	7/6	VR82 (EAS6)	1/8
6AK7/6A7	9/-	12K8	13/-	MH41	7/9	VR105-30	8/-
6AL5	6/6	12Q7	9/6	N78	12/6	VR118	4/6
6AM6	9/-	12SC7	2/6	P61	3/9	VR136	6/-
6AQ5	7/6	12SH7	7/6	PE15	3/11	VR137	5/6
6A7B	8/6	12SH7	7/6	PEN44	8/6	VR150/30	8/-
6A7B	10/6	12SH7	7/6	PEN25	5/-	VR23	6/6
6B4	5/-	12SK7	8/-	PEN46	7/-	V570	6/6
6B9G	4/-	12SL7	4/-	PEN220A	4/-	VT52 (EL32)	6/6
6BA6	7/6	12SQ7	7/6	PCR34	10/-	VT501	5/-
6BE6	8/-	12SE7	8/6	PCF80	11/-	VU39 (MU12/14)	8/9
6B7B	9/-	1457	13/6	PCF84	12/6	VU64 (UL2)	9/-
6B7T	11/6	7D2	10/6	PCL83	13/6	VU111	2/6
6BS7	13/-	20D1	13/6	PL81	10/-	W77	8/6
6BW6	8/6	20P3	13/6	PL82	12/-	W729	13/6
6BW7	10/20	20P5	11/6	PL83	12/-	X79	11/6
6C4	7/-	25L6GT	9/9	PP225	12/6	Y83	9/-
6CSGT	6/6	25V5G	9/9	PP225	12/6	Z309	11/6
6C8	5/-	25Z4G	9/-	PY80	10/6	Z359	11/6
6CH8	7/6	25Z5	9/-	PY81	10/-	Z359	11/6
6D6	5/-	25Z6GT	9/6	PY82	8/-	Z359	11/6
6F1	13/6	30F5	12/6	PY83	12/-	Z359	11/6
6F6G	7/6	30FL1	12/6	TRANSISTORS RED SPOT 10/-			
6F8M	7/6	30F7A	15/-	WHITE SPOT 15/-			
6F13	8/6	35L6GT	9/9	GREEN SPOTS 10/-			
6F23	5/6	35W4	9/6	YELLOW and RED			
6F15	14/-	35Z4GT	8/6	SPOTS 21/-			
6G6G	4/6	35Z5	8/6	ca. Packing and Postage			
6H6	2/6	50C5	8/6	6/- per valve. SAME DAY SERVICE.			
6J5G	5/6	50L6GT	11/6	OUR ILLUSTRATED CATALOGUE IS			
6J6GT	5/6	48B7	9/6	AVAILABLE NOW. Send 1/- in stamps			
6J5M	6/6	210DDT	5/6	for your copy.			
6J6	6/6	210VPT	4/6				
6J7G	6/-	AO6/PEN	6/6				
6K6GT	7/-	AT7A	8/6				
6K7GT	7/-	DAF96	10/6				
6K7B	5/9	DF98	10/6				
6K7M	6/9	DEH73M	9/-				
6K8G	8/9	DK96	10/6				
6K8GT	9/6	DL96	10/6				
6L6G	7/9	DM70	8/6				
6L7	7/9	EABC90	7/6				
6N7	7/-	EAC91	10/-				
6P25	13/6	EAF42	12/6				
6Q7GT	9/-	EB41	9/-				
6SA7GT	8/-	EBC41	10/6				
6S7	7/6	EB90	10/6				
6SH7	8/-	ERF80	11/-				
6S7	8/6	EC91	9/6				
6SK7	6/-	ECC84	12/6				
6SL7	6/-	ECC85	10/-				
6SN7	8/-	ECC91	6/6				
6SQ7	9/9	ECC89	14/6				
6U4GT	14/-	EFC82	15/-				
6U5G	11/6	ECH35	11/6				
6U5	8/6	ECH42	10/6				
6U7B	8/6	ECH81	11/-				
6V6G	7/6	ECL80	10/6				
6V8GT	7/6	ECL82	13/6				
6X4	7/6	EF80	10/-				
6X5G	7/6	EF22	8/6				
6X5GT	7/6	EF40	12/6				
6/30L2	12/6	EF41	11/-				
7B7	8/6	EF85	12/6				
7C5	8/6	EF96	12/6				
7C6	8/6	EF98	12/6				
7B7	9/-	EF92	8/6				

**WB EASY-TO-ASSEMBLE
CABINETS**

JUNIOR BASS REFLEX CORNER CONSOLE.
A new contemporary-style cabinet, specially designed to give maximum reproduction quality from Stentorian 8in. or 10in. units, with provision for Tweeter Unit, if required. Measures 33in. x 22in. x 18in. Price £9/9/-.

SENIOR BASS REFLEX CORNER CONSOLE.
Carefully designed to ensure superb quality of reproduction when used in conjunction with Stentorian 10in. or 12in. units. Provision is also made for Tweeter Unit, if required. Measures (approx.) 35in. x 30in. x 19in. Price £11/11/-.

**HENLEY-SOLON ELECTRIC
SOLDERING IRONS
INSTRUMENT MODELS
25 WATTS**

Weight 3/4 oz. Length 9 in.
(excluding flex)
Now available in a wide range of voltages
as under:

IRONS	Voltage	List No.	Price
25 watt	12	618	26/-
INSTRUMENT	24	619	26/-
Model fitted	50	620	26/-
with	100/110	621	24/-
straight bit	120/130	623	24/-
	200/220	624	24/-
	220/240	625	24/-

ACOS MICROPHONES

MIC. 36 Series
A good quality omni-directional microphone with flat response from 30 to 7,000 c.p.s.
MIC. 36-3 Table Model without switch.

MIC. 36-4 Table Model with switch.
MIC. 36-5 Without switch; with adaptor for a floor stand.
MIC. 36-6 With switch and adaptor for a floor stand.
The adaptor incorporates both a 1in. and a 1/2in. 26T.P.I. thread.
Without Switch — £2 3s. 0d.
With switch £3 8s. 0d.
A crystal hand or desk microphone designed for 'high quality public address and tape recording field, incorporating a specially designed acoustic filter giving a response flat from 30 to 7,000 c.p.s. The microphone is omni-directional and is housed in an attractive plastic case.
Without Switch — £2 10s. 0d.
MIC. 33-2 with switch £2 15s. 0d.
MIC. 35-1
A general purpose hand microphone of robust construction with substantially flat response from 60 to 5,000 c.p.s. Suitable for use in recording apparatus. Public Address equipment, etc.
MIC. 35-2 £1 5s. 0d.
The same as the MIC 35-1 but fitted with a small desk stand. £1 6s. 6d.

METERS

Instrument Meter Moving Coil, ex-Ministry 0-3kV Round Panel mounting.



Brand New 7 1/2 inch Instrument Meter 0-100 m.A. Square type. Panel Mounting. Ex-R.A.F. Equipment 7/6 each.
2 Range Pocket Voltmeter Ex-Ministry Brand New. 0-15 volts, 0-250 volts, moving coil 345 ohms per volt, complete with leads.
16/- each

MAINS TRANSFORMERS

3 Way Mounting Type.
MT1
Primary: 200-220-240 v. Secondaries: 250-0-250 v. 80 m.A. 0-6.3 v. 4 amp 0-4 v 2 amp. Both tapped at 4 v. 19/6 each

MT2
Primary: 200-220-240 v. Secondaries: 350-0-350 v. 80 m.A. 0-6.3 v. 4 amp 0-5 v 2 amp. Both tapped at 4 v. 19/6 each.

MT3
Primary: 200-220-240 v. Secondary: 30 v 2 amp. Taps at 3 v., 4 v., 6 v., 8 v., 9 v., 10 v., 15 v., 18 v., 20 v., 24 v., 19/6 each. Postage and Packing please add 2/- per transformer.

COSMOCORD TYPE MIC.35-1
A general purpose hand microphone of robust construction with substantially flat response from 50 to 5,000 c.p.s. Suitable for use in recording apparatus, public address equipment, etc. 25/- each

COSMOCORD TYPE MIC.33 (Series)
This microphone will be of particular interest to home recording enthusiasts as well as professional engineers, since the die-cast microphone insert has a high sensitivity with a pick-up field that may be considered as omni-directional. Substantially flat response from 30 to 7,000 c.p.s.
MIC.33-3. Microphone without switch and with table stand 63/- each
MIC. 36-4. Microphone with switch and table stand 68/- each
MIC. 36-5. Microphone without switch and with floor stand adaptor 63/- each
MIC. 36-6. Microphone with switch and floor stand adaptor 68/- each
The floor stand adaptor has internal threads of both 1in. and 1in. 26 T.P.I. 3/6 each.
TELELECTOR TRANSFORMERS, TYPE T65
Small Mains Transformers suitable for Television Converters, etc.

Specifications:
Primary: 230 v. 50 c/s.
Secondary 1. 250 v. 40 m.A.
Secondary 2. 6.3 v. 1.5 a.
Overall Size:
Clamp construction. 3.9in. x 2.4in. x 2in. over windings. Fixed centres: 3.3in.

SENIOR RADIO JACK
Converts a tape recorder or suitable amplifier to a radio receiver with operation on 2 pre-selected MW and 1 LW stations. TA 8 (8BS Jack Plug) or TA 9 (Metric Jack Plug). Price £3 9s. 6d (plus £1 10s. 6d. P.T.).

RECORD PLAYER UNITS



B-S-R. MONARCH

Four speed automatic record change unit. Plays 7in. 10in and 12in. records automatically with "MAGIDISK" Selector Turn-over Pick-up. Unit plate 12 1/2 x 10 1/2in. £8/15/-.



COLLARO

Model 3/544. Three speed single player. Automatic stop. fitted with "Studio T" pick-up. Cream finish £6/19/6.
Carriage on above units 4/6.



COLLARO

Four speed automatic record change unit. A fully mixed automatic changer with many advanced features. Unit plate 12in. x 13 1/2in. £9/15/-.



**103, LEEDS TERRACE,
WINTOON STREET,
LEEDS, 7.**

TERMS: Cash with order or C.O.D.
Postage and Packing charges extra, as follows: Orders value 10/- add 1/-; 20/- add 1/6; 40/- add 2/-; £5 add 3/-; unless otherwise stated. Minimum C.O.D. fee and postage 3/-.
For full terms of business see inside cover of our catalogue.
Personal Shoppers 9 a.m. to 5 p.m. Mon. to Friday. Also Saturday 10 a.m. to 1 p.m.

RADIO · TELEVISION · HI-FI · ELECTRONICS · RECORDERS

AUTO-CHANGERS

Our stocks are constantly changing. See us for your requirements or send for our latest list



COLLARO 4-SPEED MIXER AUTO-CHANGER

Latest model RC.456 incorporating auto and manual control enabling records to be played singly or automatically. Complete with Studio crystal pick-up and sapphire stylus. List £13.17.0 **£8.19.6**
LASKY'S PRICE
Post 3/6.

B.S.R. 4-speed with t.o. crystal pick-up. £8/15/-, post 5/-.

SINGLE PLAYERS



Collaro 4/564 4-speed Single Player with Studio T p.u., crystal cartridge and styl. Automatic stop.
LASKY'S PRICE **£7.19.6**
Carr. 3/6.

2 NEW LOW-PRICED SINGLE PLAYER UNITS

B.S.R. TU9, 4-speed motor and latest B.S.R. "ful-fi" pick-up. Post 3/6. **£5.10.0**

COLLARO 4-speed motor and pick-up complete with HGP.59 cartridge. Post 3/6. **£4.19.6**

TRANSCRIPTION TURNTABLES

SPECIAL OFFER of the well-known Collaro 2101, 3-speed, complete with transcription pick-up including P cartridge. **£16.19.6**
Less pick-up, £12/19/6.

COLLARO 4-speed Transcription turntable, 4T200/PX. **£19.10.0**
Less pick-up, £14/18/-.



TRANSISTORS AT A REASONABLE PRICE

R.F. P.N.P. Junction type, suitable for medium and low frequency oscillators, frequency changers and I.F. amplifiers **21/-**
1.5 to 8 Mc/s (double spot—yellow & red)
AUDIO P.N.P. Junction type, suitable for high gain and low frequency amplifiers, and for output stages up to 250 milliwatts, (double spot—yellow and green). **10/-**
Post Free.
SPECIAL PRICES FOR 6 AND OVER.

- ★ TESTED AND GUARANTEED EFFICIENT
- ★ HERMETICALLY SEALED and unaffected by temperature variations.

Full operating data and circuit diagrams for a simple receiver superhet, T.R.F., multi-vibrator, relaxation oscillator, audio amplifier, oscillators, signal tracers, etc., supplied with each Transistor.

MULLARD TRANSISTORS
OC70 or OC71 OC72 OC16
21/- 30/- 60/-

BRIMAR TRANSISTORS
TS1 15/-, TS2 21/-, TS3 24/-,
TP1 or TP2 40/-,
TJ1 30/-, TJ2 35/-, TJ3 40/-.

INTRODUCING LASKY'S TRANSISTORISED SUPERHET FRONT END TUNER


ON PRINTED CIRCUIT

Uses three R.F. Transistors and one Germanium Diode, three I.F. transformers, Ferrite rod aerial. Operates on one 6 v. battery and one 1.5 v. cell. Size of printed circuit, 3½in. x 3½in.
CAN BE BUILT FOR £5.12.9

Full details and illustrations post free on request.


Demonstrations at both addresses.

NOTE.—This Tuner in conjunction with our Transistor Amplifier (see below) makes an excellent Transistorised radio. Cabinets available.



NEW MINIATURE 200 milliwatt TRANSISTOR AMPLIFIER KIT

for construction on a Printed Circuit



All components available separately.

Size: 3¼ x 3½in. Height can be under 1in. Uses our new hermetically sealed Transistors and operates from 6-volt battery. Output impedance 3 ohms.

FULL DETAILS CIRCUIT DIAGRAM AND SHOPPING LIST 1/- post free.

COMPLETE KIT including 4 Transistors, all brand new components, latest T.C.C. miniature condensers, printed circuit and full instructions. **79/6** Post 2/-.

DEMONSTRATIONS AT EITHER OF OUR ADDRESSES

THE TELETRON "COMPANION" POCKET RADIO

3-TRANSISTOR T.R.F. circuit covering and long waves, with balanced armature output. Ferrite aerial. Note small size of case: 4½ x 3 x 1in. **89/6**

Can be built for Full instructions and price list, 6d. post free. All components available separately. Teletron Coil FX25, 15/-, Ardente Trans. D240, D239, 10/- each. Case and Fret, 8/6.




SUB-MIN. TRANSISTOR TRANSFORMERS. **4/6**
45-1 ratio each
Post 1/-.

ALL TRANSISTOR COMPONENTS stocked. Trans, midget, min. and sub-min. Coils, Ferrite Rods, sub-min. Condensers, etc.

LASKY'S RADIO

STOP PRESS BARGAIN

12in. TRUVOX SPEAKERS, 15 ohms, 10 watts. LASKY'S PRICE **45/-**
Post 3/6.




LASKY'S 4-WATT PORTABLE GRAM AMPLIFIER

Will suit any type of crystal or magnetic pick-up. Uses 3 valves: EL84 output, L63, and EZ80 rect. Speaker and controls are completely separate and can be mounted as shown or on anywhere in cabinet where most suitable.

COMPLETE with 3 valves and knobs, less Speaker. **79/6**
Carr. 5/-.

7 x 4in. Elliptical Speaker, if required, 19/6 extra.

Details and circuit diagram post free on request.



LASKY'S PORTABLE GRAM AMPLIFIER KIT

2 watts. Note small dimensions approx. 6½ x 3½in. max, height 5in. Uses EL84 output and 6X4 rectifier double-wound transformer, tone control, output transformer, etc. Built on a T.C.C. PRINTED CIRCUIT which greatly simplifies construction and eliminates wiring errors.

COMPLETE KIT, including valves printed circuit, full instructions, less Speaker. **58/-**
Carr. 2/6.

7 x 4in. Elliptical Speaker if required, 19/6 extra.

★ H.P. TERMS and CREDIT SALES available on certain items.

MORE MONEY-SAVING LASKY BARGAINS ON NEXT PAGE

SAVE POUNDS! ORDER BY POST IF YOU CANNOT CALL

LASKY'S RADIO



LASKY'S F.M. TUNER

PRINTED CIRCUIT VERSION OF G.E.C. 912 "F.M. PLUS" TUNER FOR HOME CONSTRUCTION.

Note these star features:-

- ★ HIGH SENSITIVITY.
- ★ ALL BRAND NEW T.C.C. CONDENSERS.
- ★ AERIAL COIL AND R.F. COUPLING COIL PRINTED ON CIRCUIT.
- ★ 5 VALVES AND 2 GERMANIUM DIODES.

By the use of a printed circuit the I.F. and R.F. amplifiers are extremely stable at maximum gain and results are consistent on all tuners. Valve line-up:-

- R.F. Amplifier, Z719 or EF80.
- Mixer and Osc. B719 or ECC85.
- 1st I.F. amp., W719 or EF85.
- 2nd I.F. amp., W719 or EF85.
- 2 Germanium Diodes GEX.34.
- Driver Limiter, Z719 or EF80.

CAN BE BUILT FOR **8 gns.**

(including Valves)

Post and Pkg. 2/6.

G.E.C. F.M. Tuner Book plus our full data and shopping list 2/6 post free. All parts available separately.

ALIGNMENT SERVICE available.

WOLSEY BAND III CONVERTERS ALMOST HALF - PRICE !

A high grade Converter covering all Channels and suitable for any set. In attractive cream plastic case. List Price £9/19/6.

LASKY'S PRICE **99/6**

Post 5/-.

Please state Channel required.

JASON F.M. TUNER

Special parcel containing data book, chassis, front panel, dial, drive, tuning condenser, full sets of coils, I.F.s, ratio detector, etc. Post 2/6. DATA BOOK with price list 2/- Note: This tuner uses 4-6AM6 and 2 crystals and can be built for £6/15/-, plus 3/6 post.

JASON "ARGONAUT"

Super-sensitive Tuner for F.M. and medium waves. Complete parcel with power supplies. Post 3/6. **£13.19.6** DATA BOOK 2/- post free. Chassis Assembly 57/9 post 2/6. I.F. and Coil Set 78/- post 1/6. All components available separately.

OTHER F.M. TUNERS

TSL £17/10/-, DULCI £17/10/-, Also Quad, Leak, R.C.A., Rogers, Pamphonic, etc. DULCI H4/T 4-wave AM/FM Tuner, £20/17/-.

BUILD THIS GRAND 4-VALVE SET PORTABLE

The printed circuit supplied makes construction amazingly easy and accurate. You can build it in an hour or so and performance equals ready-built sets costing pounds more!



SEND ONLY £7/7/- plus 3/6 carr. and pkg., for printed circuit, all brand new components and valves, case, circuit diagram, full instructions. Only batteries extra.

SEND ONLY £9/9/- plus 3/6 carr. and pkg. for all above plus specially designed POWER UNIT for 200-250v. A.C. if you wish to make this job as mains/battery set. Circuit diagram and full data 1/6 post free.

Demonstrations at both addresses.

SINGLE-VALVE GRAM AMPLIFIER

Complete with UL41 output valve, metal rectifier, and output transformer. **55/-** Post 3/6.

HI-FI SPECIALISTS !

Selective Demonstrations of all the latest and best Hi-Fi equipment are given at our Tottenham Court Road showrooms. Call and see our large and comprehensive stocks.

PICK - UPS. Garrard, Leak Connoisseur Orthophone, B/J., etc., etc. SPEAKERS. Wharfedale, Goodmans, G.E.C., Lother, Lorenz, etc., etc.

NOTE. We can still supply Goodmans Speakers at pre-increase prices. Why wait and pay more?

AUDIOM 60 £9 2 6 TREBAX £6 4 0
AXIOM 150 Mk. II £10 15 9 AXIOM 22, Mk. II £15 4 6

TRANSCRIPTION TURNTABLES. 3 and 4 speed Garrard, Connoisseur, Collaro Lenco etc.

AMPLIFIERS. Quad, Rogers, Leak, RCA, Pamphonic, Unitelex, W.B., etc.

CABINETS. Wide selection and bargain value in Cabinets and cases to house your speakers and hi-fi equipment.

MULLARD 510 AMPLIFIER KIT WITH T.C.C. PRINTED CIRCUIT



All components for above Amplifier available separately. Price List on request.

All specified components and your choice of transformers and chokes by Partridge, Haddon, W/B, Ellison or Gilson.

COMPLETE KIT of parts and printed circuit as low as **£9.9.0** Details on request.

Book 3/6 post free. Printed circuit separately 22/6. Also available built ready for use. Price according to transformers used.

NEW BRENNEL MARK IV DECK

Now available! Entirely redesigned to permit of conversion to stereophonic sound with 4 heads for dual channel operation when required.

DECK only 22 gns.

DECK WITH PRE-AMP. UNIT and magic eye indicator ready for use with any standard amplifier. 38½ gns.

COMPLETE MARK IV TAPE RECORDER, as illustrated. Counter 30/- extra 53 gns.

Come and inspect the new Brennell Mark IV and have a demonstration. Full details post free on request.



RADIOGRAM CHASSIS BARGAINS

A.M. from **£7/7/0**

A.M./F.M. from **£14/14/0**

TAPE DECKS

Collaro "Tape Transcriber," Mk. IV. £22. Fitted pre-amp., £43. Truvox Deck, Mk. III, 23 gns. Truvox Deck Mk., IV, £27/6/-. Lane Deck, £18/10/-. Wearite Decks, £35 and £40.

TAPE RECORDERS

Leading makes—Grundig, Elizabethan, Truvox, Sound, Vortexion, etc.

COLLARO TAPE DECK MOTORS, set of 3, clockwise, anti-clock, capstan. List £5/15/- LASKY'S PRICE **95/-** Post 5/-.

SPECIAL PURCHASE RECORDING TAPE

Famous manufacturer's surplus. P.V.C. base, 1,200ft. on 7in. plastic spool, **21/-** post 1/-.

ALL LEADING MAKES OF RECORDING TAPE IN STOCK.

SPECIAL SPOOL OFFERS

7in. Plastic, 2/6. Metal 1/6. All other types and sizes of spools in stock.

MORE MONEY-SAVING LASKY BARGAINS ON NEXT PAGE

EVERYTHING FOR HOME CONSTRUCTOR & SERVICEMAN

TRUVOX 'SENIOR' SPEAKER DRIVING UNIT (pressure type)
Power handling cap. 15 watts peak. With 12ft. cinema horn reproduces down to 17 cps.
List £7/15/-.
Carr. 5/-.

Lasky's Price **59/6**

MOVING COIL P.M. SPEAKERS
2½in. 17/6. 3in. and 3½in. 19/6
5in. 19/6. 6½in. 17/6. 8in. 21/-
10in. 29/6. 12in. 29/6
6½in. with transformer 21/-
7 x 4in. Elliptical 19/6
10 x 7in. Elliptical 32/6

SPECIAL OFFER OF PLESSEY SPEAKERS
15in. Dual Concentric High Fidelity. 25 watts, 15 ohms imp., full freq. range 20 c.p.s. to 17,000 c.p.s., resonance 20 c.p.s. Complete with cross-over unit. List £27/4/6.
LASKY'S PRICE £16.19.6
Carr. 7/6 plus 30/- for wood packing case (returnable).

6-VALVE RADIOGRAM CHASSIS COMPLETE WITH VALVES
Famous Manufacturer's Surplus. 6-valve 3-wave Superhet. 15-50 m. short. 200-550 m. medium. 1,000-2,000 m. long. Brand new Mullard valves: ECH42, EP41, L63, EB41, 6V6, g.t., EZ40 and finest quality components. Gram., switch, 465 Kcs/L.P. tone control, three-colour dial Overall size 13½ x 5in. height 12½in. Aperture required for dial and controls 11 x 3½in. COMPLETE WITH VALVES, output trans., knobs, etc.
LASKY'S PRICE £10/19/6
Carrriage and packing 7/6 extra.

5-VALVE RADIOGRAM CHASSIS COMPLETE WITH VALVES
3-wave superhet, 16-50 m. 200-550 m., 1,000-2,000 m.; Brand new Mullard and Mazda valves—6C9, 6F15 6LD20, N108, U107. Overall dim. 13in. long, 6in. deep, 7in. high approx. for A.C. mains 200/250 v.
LASKY'S PRICE 7 GNS.
Carr. and Pkg. 7/6 extra.
Price without valves, 25/4/-.

HI-FI ELECTROSTATIC SPEAKERS ("TWEETERS")
Easy to fit to any radio, TV receiver or amplifier. Full data and circuit diagram supplied.
LSH75. For outputs up to 6 watts, 8/-.
LSH518. For outputs of 10-12 watts, 12/6.
LSH100. For outputs up to 20 watts, 14/-.
Post free.

LPH65. MOVING COIL TWEETER.
Imp. 5.5 ohms, freq. range 2,000-2,200 c/s. For outputs up to 6 watts. 2½in. diameter. All post free. 39/6.


SPEAKER COVERINGS. Large stocks of Tygan and "Somevase" Speaker Coverings. Any size piece cut. Send for samples and prices.

MAKERS' SURPLUS TV COMPONENT BARGAINS

WIDE ANGLE 38 mm.
Line E.H.T. trans., ferrox-cube core, 9-16kV. 25/-
Scanning Coils, low imp. line and frame 25/-
Ferrox-cube cored Scanning Coils and Line Output Trans., 10-15 kV., EY61 winding. Line Trans. Complete with circuit diagram, the pair 50/-
Frame Output Transformer 6/6
Scanning Coils, low imp. line and frame 17/6
Frame or line blocking osc. transformer 4/6
Focus Magnets Ferrox-dure 19/6
P.M. Focus Magnets, Iron Cored 19/6
Dooming Focalsies 22/6
300 m/a. Smoothing Chokes 15/-
Electromagnetic focus coil with combined scan coils 25/-

STANDARD 35 m..
Line Output Transformers 6.9 kV E.H.T. and 6.3 v. winding. Ferroxcube 19/6
Scanning coils. Low imp. line and frame 12/6
Ditto by Igranite 14/6
Frame or line blocking oscillator transformer 7/6
Frame output transformer 4/6
Focus Magnets 19/6
Without Vernier 17/6
With Vernier 17/6
Focus Coils, Electro-magnetic 12/6
200 m/a. Smoothing Chokes 10/6

LASKY'S NEW MIDGET T.R.F. CONSTRUCTOR PARCEL



CAN BE BUILT FOR ONLY 99/6
Post & Pkg. 5/-

Handsome contemporary design case, overall size 8½in. wide, 4½in. deep, 5in. high. 2 latest double-purpose valves EBF9 and ECL80, contact cooled rectifier. For A.C. mains 200-250 v. Med. and long wave. 5in. P.M. speaker. Plastic cabinet in cream, pastel green, pink, blue.
FULL DATA, instructions, circuit diagram and shopping list, 1/8 post free.
All components available separately.
CABINET only, as illus., 12/6 plus 4/6 post and pkg.

POCKET VOLT TEST METERS

Two ranges D.C., 0-250 v., 0-25 v. Complete with leads in canvas case. 12/6. In leather case, 1/6 extra. Post 2/6.

HIRE PURCHASE TERMS AND CREDIT SALES

available on certain items. Write stating your requirements.



FEW ONLY 17in. C.R. TUBES
Rectangular, aluminised or ion trap 0.3 heater. Brand new and unused. £12/19/6
Carr. and Insur. 22/6.

CONSTRUCTOR PARCELS



PARCEL No. 1
Contains everything to build a 4-valve 3-wave superhet for 200/250 A.C. mains. Uses 6K8, 6K7, 6Q7, 6V6 valves. Attractive wood cabinet, walnut veneer, or plastic Cabinet as illustrated. Size 12 x 6½ x 5½in. deep. **CAN BE BUILT FOR £7/19/6**
Carr. and packing 2/6.

PARCEL No. 2
Contains everything to build a T.R.F. 3-valve set for 200/250 A.C. mains, medium and long waves. Uses 6K7G, 6J7, 6V6 and metal rectifiers. Neat plastic cabinet, walnut or ivory flash, or wood cabinet. Size 12 x 6½ x 5½in. deep. **CAN BE BUILT FOR £5/10/0**
Carrriage and packing 2/6

INSTRUCTION BOOK for either above sets 1/- post free.
CABINETS ONLY, plastic or wood, 17/6. Post 2/6.
All components available separately.

ALL-DRY POWER UNITS

Further purchase enables us to again reduce price
By Decca. Suitable for any battery radio using 1R5 1T4, etc., 674 volts H.T. 14 volts L.T. Mains input 200-250 adjustable. In metal chassis with rubber feet and black plastic cover. Size: 7in. x 5in. x 1½in. Mains lead and on/off switch. Complete with two metal rectifiers ready for use. Listed at £14/15/-.
LASKY'S PRICE 29/6
Post 3/6.

If too large to fit into your portable, stand it on or by it.

BAND III AERIALS. All types, outdoor or indoor, also Diplexes, Crossover Boxes, Co-axial Plugs, Socket and Cable.

LASKY'S RADIO

NEW AND PERFECT 16" METAL CONE C.R.T.
Type T901. Note. Not "seconds" but perfect tubes in original cartons. Gives large 11 x 14½ in. picture. Guaranteed by us for 3 months. See our previous adverts in "W. World" or send for details.
Carr. and Insur. 22/6 extra.
Masks, Anti-Corona, Bases and Ion Traps available.

MAINS TRANSFORMERS
All 200-250 v. 50 c.p.s. primary, finest quality, fully guaranteed.
MBA/3. 350-0-350 v. 80 mA. 6.3 v. 4 a. 5 v. 2 a. Both filaments tapped at 4 volts. 19/6
MBA/7. 250-0-250 v. 80 mA. 6.3 v. 3 a. 3 v. 2 a. Both filaments tapped at 4 volts. 19/6
AT/3. Auto trans. 0-10-120, 209-230-240 v. 100 watts 19/6
MT/341. Tapped input 250-0-250, 120 mA., 6.3 v. 5 amps., fully shrouded 27/6

FILAMENT TRANSFORMERS
All 200-250 v. 50 c.p.s. primary, finest quality, fully guaranteed.
6.3 v. 1.5 amp. 5/11
6.3 v. 3 amp. 9/6
0-30 v. 2 amp. tapped voltages 19/6.

GERMANIUM CRYSTAL DIODES
GEX.00 1/8 GEX.34 3/8. WG5 3/8.GEX. 54 and OA74 5/-. GD3 3/8. GD4 3/8. CG12E 5/-.

20,000 VALVES IN STOCK

Here are a few examples of brand new surplus and impo. valves:

EB91	7/6	EV41	10/6	EY76	14/6
EB41	7/6	EP80	10/6	EZ40	8/6
EABC80	10/-	EP88	10/6	EZ50	8/6
EP42	10/-	EP88	12/6	PCF82	12/6
EBC11	10/-	EP89	10/-	PCF84	12/6
ECC85	10/-	6V6	8/6	PL81	13/6
ECC84	15/-	6V6	8/6	PL82	10/6
ECC88	9/-	6K7	5/6	PL83	11/6
ECC82	9/-	6Q7	10/6	PY80	10/6
ECC81	9/-	6B7	8/6	PY81	10/6
19A7	8/6	6Z4	9/6	PY82	10/6
19A7	8/6	6AF96	10/-	PY83	10/6
12AX7	9/6	D196	10/-	6AT6	7/6
EB99	10/6	DK96	10/-	6AT7	7/6
ECP82	15/-	DP96	10/-	185	7/6
ECH42	11/6	DM70	9/-	884	9/-
ECH81	11/6	EY51	12/6	1T4	9/-
ECL80	10/6	EC84	11/6	1R5	7/6

Also full stocks of B.V.A. Valves and C.R. Tubes at the new lower list prices.

SPECIAL RECTIFIER OFFERS

RM.0, 125 v. 30 m/a ... 4/11
RM.1, 125 v. 60 m/a ... 5/11
RM.2, 125 v. 100 m/a ... 6/6
RM.3, 125 v. 120 m/a ... 7/6
RM.4, 250 v. 125 m/a ... 16/-
RM.5, 250 v. 150 m/a ... 21/-
Post extra.
All makes and types in stock. Send to us for your requirements.

LASKY'S (HARROW ROAD) LTD.
42 TOTTENHAM COURT ROAD, W.1. Nearest Station Goodge Street MUSEum 2605.
370 HARROW ROAD, PADDINGTON, W.9. (Opposite Paddington Hospital) LAD 4075 and CUN 1979.
Open all day Saturday. Early closing Thursday (both addresses)
ALL MAIL ORDERS TO HARROW ROAD PLEASE

MISCELLANEOUS COMPONENTS

TV SLIDER PANEL. Welwyn panel of 3 resistors, values 1 Meg. ohms, 150K ohms, 250K ohms, with black screw type locking knobs. Total size: 3 1/2 in. x 3 in. Price 1/9 each.

RUBBER GROMMETS. Mixed sizes, 6d. doz.

GRID CAPS. 1. Octal Push-on type, 6d. doz. British Screemed type, 3d. each.

ARMOUR PLATED GLASS. Size 1 3/4 in. x 1 1/4 in., rounded corners, 3/6 each.
 2 Pin Mains Plug and Socket, 2/6 each.
 Pliers Side Cutters, 2/9 pair. Lins Cord. 3 amp., 3 core, 1/9 yard. Line Cord, 3 amp. 3 core, 1/9 yard. Electric Buzzers in Bakelite case. Loud tone, 2/6 each. Epicyclic Friction Drive with Brass Drum. For use with Steel Dial Drive Wire. 1/6 each.

AMERICAN RELAY. 45 ohms Impedance with lead, No. AZ0545, 1/9 each.

IRON LEADS. Black and white flat iron leads, bonded ends, 1/3 each.

POTENTIOMETER PANEL. Four Potentiometers on Panel 60K ohms S.P.S., 750 ohms W/W; 25K ohms Carbon; 5K ohms W/W. All with long spindle, with leads of different colours terminating in an 11 pin plug, 7/6 each. Waxoy choke, max. current 100 mA. D.C. resistance 125 ohms, 6/- each. Westinghouse 1 m/a Rectifier, wire ends, 9d. each. 6 volt Vibrator Pack, complete with 2 pin Vibrator, 17/3 each. Morphy Richards Type Replacement Iron Elements, 3/9 each.

INDICATOR LAMPS. Swing fixing type 9d. each. "Aerovox" Condenser Clips, 1d each. Penoil Rectifiers, Type J10, 2/- each. Amplion Volume Controls, 2 meg. S.P.S. 3/6 each. Extension Speaker Volume Controls, 1/3 each. Vibrator Clips (Standard), 5d. each.

NINE-INCH TUBE MASKS. White (Soiled Condition) 4/9 each. Tri-Sol 3-Core Solder. Nett weight 1lb. 16 P.W.G. 60/40 alloy, per carton, 5/6. 0-100 mA. Meter Panel Mounting 7/6 each.

SURPLUS GEAR PARCELS. We have found, from time to time, stocks of components stripped from ex-Government equipment, along with discontinued lines, etc. These are in small quantities and therefore unprofitable to advertise. To make room for new items we offer at less than cost parcels of these components at 10/- each.

JUNCTION BOXES. Type 5X/2234, 20 way, 6 each.

TELETRON transistor superhet coils set of LF and oscillator coils with Ferrite Rod 33/- per set (circuit included). Long Wave Loading Coil to match 4/6 each.

RECORDING TAPE, 1,200 feet. "Pure-tone." 12/6 each.

NEEDLE CUPS. For Gram. Needles (Bakelite), 1d. each.

CRYSTAL DIODES. Wire Ends, plastic case, 1/- each. Bulgin 7-pin Plug and Socket, 1/6 each. Insulated Coupler, 2in. dia., for standard fin. spindles, ceramic insulation, 9d. each. Pairs of Instrument Handles, 1/4 in. between centres, 1 1/2 in. back to front, 5/3 pair. Speaker Cones, 6ASP is 8in., cone with tin. cone piece, 4/6 each. 6ASP is 6 1/2 in. cone with tin. pole piece, 4/6 each. A Low-High Impedance Matching Unit for Headphones to be inserted in the cord, 3/9 each. Mains Transformer, Standard Type Primary Windings with a Secondary 325-0-325 20 ma 6.3 v. 3 amp., 11/6 each. Bulgin Indicator Lamp, single hold fixing for standard MPS bulb, red lens, 3/3 each. Tubular Condenser (Metal Boss) Sprague 4 mfd. 600 v., 4/- each. Sprague Block Condenser, 2 x .1 mfd. 2,000 volts, 3/- each. Paper Block Condenser, 2 mfd. 250 volts, 9d. each. Kettle Elements, 1,000 watts for 200/210 volts or 230/250 volts, 17/6 each. Relay Valve CV271, in Holder, 3/9 each.

BELL TRANSFORMER "CONCORDIA" 3 v., 5 v., 8 v., 1 amp. fused. In bakelite case, 8/6 each.

SELF TAPPING SCREWS (PK). No. 4. 1/4 in. long. 3 1/2 doz.

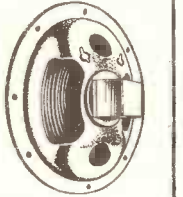
"CLEM" TRAVELLING IRON with ASBESTOS STAND. Size: 4in. x 2in. x 2 1/2 in., including handle, complete with lead and switch to enable it to be used on any voltage between 110 and 250 v. A.R.C. adaptor is fitted on the lead. (Colour as available: Blue, Green, etc.), 21/- each. FUSES: 1, 1 1/4, 2, 3, 5 amp., 1 1/2 in. Standard Cartridge Fuses, 3d. each.

CARRYING CASE. Suitable for use as a projector or recording case, size 15in. x 9 1/2 in. x 1 3/4 in. Internal dimensions: 14in. long, 11 1/2 in. deep, 5 1/2 in. front H.T., 8 1/2 in. rear H.T. With black rexine finish. Weight 8 1/2 lb., 13/6 each. Post and Packing 2/6.

B7G MINIATURE VALVE PIN STRAIGHTENER. This is an American manufactured tool at a price everyone can afford. Complete with plug, 2/6 each.

LOUDSPEAKER UNITS

Make	Type	Size	Price
Elac	Square	3 1/4 in.	19/6 each
Electrona	Round	5 in.	17/6 each
Goodmans, Plessey	Round	6 1/2 in.	18/6 each
Goodmans, R. & A.	Round	8 in.	19/6 each
Plessey, R. & A., Elac	Round	10 in.	25/6 each
Plessey	Round	12 in.	35/- each
Rola	Elliptical	6in. x 4in.	19/6 each
Elac	Elliptical	10in. x 6in.	25/6 each



All the above are PM units with 2 to 3 ohm speech coils.

RTO 12in. heavy duty 20 watts model 15in. ohms
 5 in. Mains Energised Speaker £1 0 0
 6 1/2 in. Mains Energised Speaker £1 1 6

SPECIAL OFFER
 Just a few 8in. units by Goodmans and Lectrona fitted with standard output transformer £1 1 6 each

HEADPHONES—MICROPHONES

EX-GOVERNMENT HEADPHONES AND MICROPHONES	
CLR low resistance type 120 ohms	7/6 pair
Throat Microphones, American surplus. Complete with strap, lead and plug type T30B	3/- set
High Resistance Phones, 4,000 ohms	13/6 pair
High Resistance DLR Phones	16/- pair
Ex.A.P. Microphone. Type 49 with switch	3/6 each



PUBLICATIONS

Please include 4d. postage with single copies.

No. 138—HOW TO MAKE AERIALS FOR T.V. (Bands 1 and 3) and V.H.F. (Band 2).

Data for all Channels. Ten different designs for local and fringe areas. 2/6 each

No. 100—A COMPREHENSIVE VALVE GUIDE, Book No. 1 5/- each

No. 121—A COMPREHENSIVE VALVE GUIDE, Book No. 2 (Characteristics and Base Connections). 5/- each

No. 109—RADIOFOLDER "A" The Master Colour Code Index for Radio and Television 1/6 each

No. 128—PRACTICAL TRANSISTORS & TRANSISTOR CIRCUITS
 * How to make your own transistors.
 * 48 pages 3/6 each

No. 143—A COMPREHENSIVE VALVE GUIDE, Book No. 3.
 * International Edition. 1,200 valves not previously listed are presented. 5/- each

No. 144—VALVE AND TELEVISION TUBE EQUIVALENTS.
 * Receiving * Transmitting * Industrial. 5/- each

No. 140—TELEVISION SERVICING FOR BEGINNERS.
 * 40 pages of information 4/6 each

No. 142—A MODERN T.V. CIRCUITS AND FAULT FINDING GUIDE.
 * Many interesting circuits included. 4/6 each

No. 133—RADIO CONTROLLED MODELS FOR AMATEURS.
 * Boats * Aircraft * Circuits, etc. 5/- each.

HIGH QUALITY SOUND REPRODUCTION.
 Includes 20 watt amplifier. P.M. Tuner. Pre-Amplifiers, etc. 3/6 ea.

C.R.T. ISOLATION TRANSFORMERS
 Type NR20. New "Competition" transformer. Input has one tap which increases output by 25%. Three types available to cover 2, 4 and 6.3 volt CR Tubes.
 NR20/A. Input 200/250 volts. Output: 2 volts. NR20/B. Input 200/250 volts. Output 4 volts. NR20/C. Input 200 250 volts. Output 6.3 volts. (All with optional 25% boost).
 With tag board primary. Flying lead secondary All types. All 10/6 each.
 2 pin Mains Plug and Socket 2/6 each.
 Pliers Side Cutters 2/9 pair.

LOUDSPEAKER CABINETS.
 This attractive walnut finished cabinet is available for 6 1/2 in. or 8 in. speaker units. Metal speaker fret, complete with back and rubber feet.
 6 1/2 in. type: Measures 8 1/2 in. x 8 1/2 in. x 4 1/2 in. at base 17/6 each
 8 in. type: Measures 10 1/2 in. x 10 1/2 in. x 5 in. at base 21/6 each
 5 in. type: Very similar design. 16/6 each
 Postage any type 2/- each.

OUR 1957-1958 CATALOGUE

is now available to all readers of this magazine. 48 pages of components and equipment of interest to all radio enthusiasts. Send for your copy now.

MAINS DROPPING RESISTORS

Manufacturers Surplus Types.	
945 ohms Zenith with taps	each 1/-
725 ohms Erie tap at 600 ohms	1/6
650 ohms tap at 375 ohms, 500 ohms, 5 ohms, 30 ohms	2/6
Green Vitreous Mains Dropper 1,328 ohms, 2 taps, Midget type	1/3
Zenith Mains Dropper 910 ohms	2/-
Dubilier Type HY, tapped 200-210 220-230, 250-255 ohms	1/9
Erie Two Section Dropper, 150 ohms and 1,340 ohms, with two taps	1/9
Bulgin Dropper with voltage taps	3/9

REPANCO COILS

TRANSISTOR COILS AND COMPONENTS	
Type OT1 combined 1ST IPT (315 Kc/s) and OSC Coil Medium and Pre-Set Long Wave	11/6
Type TT2 2nd if transferable 315 Kc/s	5/-
Type TT3 3rd if transferable 315 Kc/s	5/-
Type TT4 Push Pull interstage Transformer	8/6
Type TT5 Push Pull Output Transformer	8/-
Type DRX1 High Gain Dual Range Crystal Set Coil	2/6
Type DRR2 Dual Range High Gain Coil	4/-

All are complete with circuits.

TRANSISTORS
 Suitable for audio work yellow and green spot ca. 10/-
 red spot ca. 10/-
 R.F. for use up to 1.6 mc/s. blue spot ea. 15/-
 R.F. for use up to 1.5 mc/s. to 8 mc/s. yellow and red spot ea. 21/-
 JB gang condensers for transistor working "0" gang 1 or 2 each 365 PF swing, aluminium vanes, steel chassis.
 1 gang 7 6 each; 2 gang 11/6 each. JB "00" twin gang condenser 208 PF front section 17/6 PF rear section price 9/6 each.

CHASSIS

Aluminium Udrilled with Reinforced Corner. Available in the following sizes:

6 x 4 x 2 1/2 in.	4/6 each
8 x 6 x 2 1/2 in.	6/3 each
10 x 7 x 2 1/2 in.	7/3 each
12 x 3 x 2 1/2 in.	5/9 each
12 x 5 x 2 1/2 in.	6/9 each

All are four-sided—ideal for radio receivers, amplifiers, power packs, etc.

SPECIAL OFFER BAND I-III TUNERS

Covering Channels 8-4 with provision for 10 more coil sets. 2 valves: Mazda 30L1 cascade r.t. amp., Mazda, 30C1 triode pentode i.c. Complete with power supplies for 200-250 v. A.C.I.F. output 16-19 Mc/s, easily modified to other outputs. Full circuit diagram supplied. **£4.10.0**

SPECIAL PURCHASE

THE NEW APEX MARK II BAND III CONVERTOR

8" P.M. Speaker Units with Output Transformer Removed From equipment. **11/6 each**

- B.B.C. or Commercial Programmes at the touch of a switch.
- Built in power supply for 200/250 v. A.C.
- Variable fine tuner and gain control. Separate mains on/off switch.
- Robust construction for mounting on top or side of cabinet.
- Size only 5 1/2 in. x 5 1/2 in. x 2 1/4 in.

Retail Price £5/15/- complete

HEATER TRANSFORMERS		EXPLOSION GUARDS. For 17in. tube.	
230 v. Input 2 volt .5 amp.	5/3	Outside dimensions.	17 1/2 in. x 12 1/2 in.
230 v. Input 2 volt 3.0 amp.	5/6	Brown/Fawn Eucytecheon.	Price 7/6 each.
230 v. Input 4 volt 1.5 amp.	5/3	Post 2/6	
230 v. Input 4 volt 3.0 amp.	10/-		
230 v. Input 5 volt 3.0 amp.	10/-		
230 v. Input 6.3 volt .5 amp.	5/6		
230 v. Input 6.3 volt 1.5 amp.	6/9		
230 v. Input 6.3 volt 3.0 amp.	10/-		
230 v. Input 12 volt .75 amp.	5/9		

Stern's "fidelity" TAPE RECORDER

IT HAS EVERYTHING—EXCEPT A HIGH PRICE

TESTED AND APPROVED AT THE TRUVOX LABORATORIES

IT INCORPORATES: The NEW TRUVOX Mk. IV TAPE DECK together with the "fidelity" MODEL HF/TR2 TAPE AMPLIFIER (both fully described on this page), and a Rola 10×6in. P.M. speaker.

● BEFORE CHOOSING YOUR TAPE RECORDER YOU SHOULD HEAR THIS MODEL—TRULY "Hi-Fi" RECORDINGS ARE OBTAINABLE and it is comparable to much higher-priced Recorders.

Alternatively send S.A.E. for ILLUSTRATED LEAFLET.



PRICE . . . Including CRYSTAL MIKE and 1,200ft. reel of PLASTIC TAPE.

£49.10.0. (OR £3 EXTRA WITH REV. COUNTER.)

(Plus £1/10/- carriage and insurance, of which £1 is refunded on return of Packing Case.)

CREDIT SALE: Deposit £12/8/- and 9 monthly payments of £4/10/3.

HIRE PURCHASE: Deposit £24/15/- and 12 monthly payments of £2/5/11.

A COMPLETE KIT OF PARTS TO BUILD The "fidelity" TAPE AMPLIFIER Model HF/TR2 including POWER SUPPLY UNIT

FOR ONLY **£12.0.0** (Plus 5/- cart. and ins.)

This amplifier has been expressly designed to meet the requirements of High Fidelity reproduction. It is based on a new design, completed by the Mullard Technician and only really high-grade components are incorporated; truly HIGH FIDELITY Recordings are obtainable while "Hi-Fi" reproduction is assured by use of a high-quality Output Transformer by Gibson. It incorporates a "magic eye" Recording level indicator, a two-position equaliser for 3½in and 7½in. speeds, and an effective Tone Control arrangement. Monitoring and Extension Speaker Socket are incorporated and in addition a position is provided to enable it to be used as an independent Amplifier for Gramophone Records or Radio Tuning Unit. Overall size: 11in. x 6in. x 6in. high. Suitable for nearly all makes of Tape Decks. When ordering, please advise make of deck in use.



THE ASSEMBLY MANUAL, PRACTICAL DIAGRAMS, etc., are available for 2/9 or send S.A.E. brief details.

WE ALSO SUPPLY THE HF/TR2 ASSEMBLED AND READY FOR USE FOR £16.0.0. (Plus 6/- cart. & ins.). H.P. TERMS: Deposit £8 and 9 monthly payments of £1. CREDIT TERMS: Deposit £4 and 9 monthly payments of £1/9/4.

THE NEW TRUVOX MKIV TAPE DECK

UNDOUBTEDLY ONE OF THE BEST TAPE DECKS ON THE MARKET.

PRICE **£27.6.0** (Plus 10/- cart and ins.)



CREDIT TERMS: Deposit £8/17/- and 9 monthly payments of £2/10/-.

H.P. TERMS: Deposit £13/13/- and 12 monthly payments of £1/5/4.

- SPECIFICATION:—● 3 B.T.H. shaded pole motors with silent friction drive eliminating wow and flutter. ● Push button controls, electrically and mechanically interlocked (patented). ● Patented electric-type push button controlled brake. ● Inching to assist editing; tape loading on the drop-in principle accommodation for reels of 7in. diameter. ● Tracking sense. To British and American standards. ● Playing times: Up to 3 hours with L.P. Tape or 2 hours with Standard Tapes. ● Two tracks side by side, with safety gap. ● Playing time indication by precision revolution counter or large visual type indicator plate, according to choice. Positive Azimuth adjustment of Record/Player Head. ● High Impedance Heads. ● The metal work is Gold Hammered finish. ● Overall size 14½in. x 12½in., from top of face of panel, overall depth 5in.

The Mk. IV DECK CAN ALSO BE SUPPLIED INCORPORATING PRECISION REV COUNTER for £30/9/-, H.P. TERMS: Deposit £15/9/3 and 12 months of £1/8/3. CREDIT SALE: Deposit £7/12/3 and 9 months of £2/15/10.

WE MAKE SPECIAL PRICES FOR COMBINED ORDERS WE WILL SUPPLY

- (a) The model HF/TR2 AMPLIFIER and POWER UNIT, both fully assembled, together with the TRUVOX MK IV TAPE DECK for . . . £38 10 0
ALTERNATIVELY as above but the HF/TR2 Amplifier and P/Unit as a COMPLETE KIT OF PARTS . . . £35 0 0
- (b) The model HF/TR2 AMPLIFIER and POWER UNIT both fully assembled, together with the TRUVOX TAPE DECK incorporating PRECISION REV COUNTER . . . £41 10 0
ALTERNATIVELY as above but the HF/TR2 Amplifier and P/Unit as a COMPLETE KIT OF PARTS . . . £38 0 0
- (c) The model HF/TR2 AMPLIFIER and POWER UNIT, both fully assembled, together with the COLLARO TRANSCRIPTION . . . £35 0 0
ALTERNATIVELY as above but the HF/TR2 Amplifier and P/Unit as a COMPLETE KIT OF PARTS . . . £31 10 0
- (d) The Model HF/TRIP TAPE PRE-AMPLIFIER together with the TRUVOX MK IV TAPE DECK . . . £35 0 0
- (e) ALTERNATIVELY as in (d) above but Truvox Deck incorporating PRECISION REV COUNTER . . . £38 0 0
- (f) The model HF/TRIP TAPE PRE-AMPLIFIER together with the COLLARO TRANSCRIPTION . . . £31 10 0

PLEASE INCLUDE 12/6 to cover cost of Carriage and Insurance, HIRE PURCHASE and CREDIT SALE TERMS are available on all above (excluding Kits of Parts). Send S.A.E. for details.

NOTE . . . The Collaro Transcriber is in short supply and there may be a delay in delivery. We will however book an order. The Deck switches of the Transcriber must be "wired-up." We will complete this wiring for use with either the HF/TR2 or the HF/TRIP for an extra charge of £1.0.0.

STERN'S TAPE PRE-AMPLIFIER AND ERASE UNIT



Provides the "Link" between the HIGH-QUALITY AMPLIFIER and TAPE DECK.

STERN'S MODEL HF/TRIP . . . A completely assembled Pre-Amplifier with own Power Supply. Can be supplied correctly matched for use with Truvox, Brenell or Collaro Decks, and incorporates Recording Level Indicator and Monitoring facilities. Please send S.A.E. with any inquiry.

PRICE **£11.10.0** (Plus 5/- cart. and insurance)

Home Constructors!

YOU CAN BUILD A COMBINED TAPE RECORDER-RADIOGRAM AT HALF THE NORMAL COST.

- WE SUGGEST . . .
- (a) The TRUVOX MK IV DECK (with Counter £3.0.0 extra).
 - (b) The HF/TRIP TAPE PRE-AMPLIFIER.
 - (c) The MULLARD 5-10 with "fidelity" Pre-amplifier.
 - (d) STERN'S P.M. TUNER UNIT.
 - (e) COLLARO R.C.458 AUTOCHANGER
 - (f) TAPE and MICROPHONE.

As will be seen from this advert. there are several combinations with or without a Record Player. This is a very popular and successful combination and we will supply ALL ITEMS FOR . . .

£79.0.0

OTHER TAPE EQUIPMENT

PORTABLE CASE as illustrated above	£5 0 0
ACOS CRYSTAL MICROPHONE	£2 10 0
ROLA 10in. x 6in. P.M. SPEAKER (7in. x 4in. 19/6)	£1 10 0
PLASTIC TAPE of all lengths—L.P. and Standard. (IN STOCK)	
WE WILL SUPPLY ALL ABOVE including a 1,200 ft. reel Plastic Tape for	£9 5 0

Open Monday to Friday 9 a.m.—6 p.m. Saturday 9 a.m.—1 p.m.

STERN RADIO LTD.


(DEPT 139/W)

109 & 115, FLEET ST., LONDON, E.C.4

Telephone: FLEet St. 5812/3/4

IT'S MUCH BETTER

THE NEW ARMSTRONG P.B. 409 AM/FM RADIOGRAM CHASSIS



PRICE £29.8.0
(Plus 7/6 carr. and ins.)

TERMS: Credit Deposit £7/7/- and 9 monthly payments of £2/14/- . H.P. Dep. £14/1/- and 12 monthly payments of £1/7/3.

BRIEF SPECIFICATION—

A 9 valve line up employing the latest MULLARD preferred-type valves. ● Provides complete coverage of the VHF/FM Transmissions, plus the SHORT, MEDIUM and LONG waves. ● Has Push-Pull output with negative feedback, for 6 watts Peak output. ● Quick action "Piano Key" Selectors and separate Bass and Treble Controls. ● Has "Magic Eye" Tuning Indicator. ● Dimensions 13in. x 9 1/2in. x 8in. high. Dial size 11 1/2in. x 6 1/2in.

MODERNISE YOUR OLD RADIOGRAM

THE ARMSTRONG MODEL A.F. 105 AM/FM RADIOGRAM CHASSIS
A Genuinely Hand Made Chassis

Developed to meet the needs of those who require really high quality radio and record reproduction but who, for reasons of expense or lack of room in existing or proposed cabinets, cannot consider the normal high-fidelity system. The A.F.105 is as good as, or better than, many of the high quality amplifiers, and Associated units. Independent and continuously variable Bass and Treble controls give a wide range of control. SEND S.A.E. FOR DETAILS.



PRICE £37 (Plus 7/6 carr. and ins.)

CREDIT SALE TERMS: Deposit £9/5/- and 9 monthly payments of £3/7/10.
HI-EE PURCHASE TERMS: Deposit £19/10/- and 12 monthly payments of £1/14/4.

IT'S MUCH CHEAPER

THE DULCI MODEL H.4

COMBINED AM/FM RADIOGRAM CHASSIS

A 4 Waveband Receiver designed for first-rate reproduction of Radio and Gram.

PRICE £24.6.6
(Plus 7/6 carr. & ins.)

CREDIT TERMS: Deposit £8/2/- and 9 monthly payments of £2/4/7. H.P. TERMS: Deposit £12/3/3 and 12 monthly payments of £1/2/7.

BRIEF SPECIFICATION—

● Covers Short, Medium, Long and F.M. Wavebands. ● Employs full A.V.C. ● The Latest 7-valve line-up. ● For 3 or 15 ohm P.M. Speakers. ● "Magic Eye" Tuning Indicator. ● Excellent Tone range up to 4 watts output. ● Internal aerial for local stations. ● Overall size 12in. x 8 1/2in. x 7 1/2in. high. A Good Quality Chassis and Well Recommended.

THE FOLLOWING DULCI TUNER UNITS ARE IN STOCK

TUNER H.4T. This model is the "TUNER UNIT VERSION" of the H.4 Radiogram Chassis illustrated and described above. It has the same coverage of A.M. and F.M. Wavebands (4 altogether) and precisely the same in size and appearance, except that it has three Controls only, being: TUNING, WAVECHANGE and Volume On Off, mounted centrally on the chassis. A self-contained Tuner incorporating own Power Supply.

PRICE £20.17.0
(plus 7/6 carr. & ins.)

CREDIT TERMS: Deposit £5/4/3 and 9 monthly payments of £1/18/4. H.P. TERMS: Deposit £10/8/6 and 12 monthly payments of 19/4.

THE DULCI MODEL H.11



"The Heart of High Fidelity"
A COMBINED AND SELF-POWERED AM/FM TUNER "HI-FI"
CONTROL UNIT and AUDIO PRE-AMPLIFIER

Incorporating Switching and connections for direct use with TAPE EQUIPMENT.

PRICE £29.3.10
(Plus 7/6 carr. & ins.)

CREDIT TERMS: Deposit £7/6/- and 9 monthly payments of £2/13/6. H.P. TERMS: Deposit £14/12/6 and 12 monthly payments of £1/7/-.

A truly High Fidelity Unit containing the functions of an A.M./F.M. Tuner—Pre-amplifier Tone Control Unit, all on one chassis, designed for use with any High Quality Main Amplifier (i.e., the Mullard 5-10 at £9/10/-, or Williamson, etc.).

BRIEF DESCRIPTION:—

- Covers 4 wavebands being Short—Long—Medium and the V.H.F./P.M. Band.
- Separate Bass and Treble Controls.
- Gram Equalising.
- Magic Eye Tuning.
- Latest BVA 7-valve line-up, plus two matched Diodes.
- Overall size 12in. x 9in. x 7 1/2in. high.

THE DULCI VHF/FM TUNER

A self contained Tuning Unit providing complete F.M. coverage.

PRICE £17.10.0
(Plus 5/- carr. & ins.)

CREDIT TERMS: Deposit £4/7/6. and 9 monthly payments of £1/12/1. H.P. TERMS: Deposit £9/15/- and 11 monthly payments of 17/8.

BRIEF DETAILS:

- (a) Designed to operate with any make of Amplifier and most Radio Receivers.
- (b) Incorporates its own Power Supply.
- (c) Has the highly efficient GERLER INDUCTANCE TUNING HEART.
- (d) A "Magic-Eye" TUNING INDICATOR is incorporated.
- (e) Employs the latest valve line-up—EABC80, ECC85, two EF89's 6 x 4 (Rectifier) and EM80 Indicator.
- (f) A very attractive Dial (size 10 1/2in. wide x 6in. high) is incorporated and the overall size of Chassis is 6in. deep x 9in. wide x 6 1/2in. high.

The T.S.L. V.H.F./F.M. TUNER is also in stock. It is very similar to the above Dulci F.M. Unit both in general appearance and performance.

PRICE—PRECISELY the same as the Dulci V.H.F./F.M. Unit.

THE MODEL A.F.O.—3 Waveband A.M. only RADIOGRAM CHASSIS

PRICE £11.16.4
(plus 7/6 carr. & ins.)

H.P. TERMS: Deposit £5/18/4 and 8 monthly payments of 17/8. This is a standard 5-valve A.C. Mains Superhet Receiver Chassis covering Long Medium—Short Wavebands having Gram and Extension Speaker Sockets. Reproduction from both Radio and Gram is really good and it makes an ideal Chassis for a simple domestic installation. Overall size is 12in. x 7in. x 7 1/2in. high. Really Modern Demonstration Rooms are now available for the convenience of callers.



Stern's "fidelity" F.M. TUNING UNIT

A 5-Valve Tuner incorporating the latest Mullars Permeability Tuned Unit. Price assembled less Power Supply.

£14.10.0
(Plus 7/6 carr. & ins.)

TERMS: (a) H.P. Deposit £7/5/- and 9 monthly payments of 19/4; (b) Credit Deposit £3/12/6 and 9 monthly payments of £1/6/7. Provides "Hi-Fi" reproduction with any make of Amplifier and many Radio Receivers. It incorporates: ● The latest Valve line-up—RCC85, 2 type EF80, EF91 and EM80. ● A "Magic Eye" Indicator. ● Power consumption is 1.7 amps at 6.3 volts and 25 m/a at 250 volts.

STERN'S "fidelity" COMBINED A.M. and F.M. TUNING UNIT

This is IDENTICAL to the Stern's F.M. Tuner illustrated above, but in addition incorporates the MEDIUM WAVEBAND and thereby allows a selection of foreign stations. **PRICE £18.18.0** (Plus 7/6 carr. and ins.)

TERMS:—(a) H.P. Deposit £9/9/- and 10 monthly payments of £1/1/-; (b) Credit Deposit £4/15/- and 9 monthly payments of £1/14/7. Send S.A.E. if further data required.

STERN'S POWER SUPPLY UNITS

Fully smoothed with all output connections terminated to Connecting Blocks, thereby enabling ease of connecting to a Radio Tuner Unit or Amplifier, etc. (the Compact 5 Amplifiers are immediately connected in this way). Overall size of Units is 9 1/2in. x 3 1/2in. x 4 1/2in. high. **TWO MODELS ARE AVAILABLE**



Type "A" Unit provides 250-300 volts at up to 70 m/a and 6.3 volts at 3 1/2 amps. **PRICE £2.17.6** (Plus 2/- carr. and ins.)

Type "B" Unit provides 250-300 volts at up to 100 m/a and 6.3 volts at 3 1/2 amps. **PRICE £3.3.0** (Plus 2/- carr. and ins.)

WE ALSO SUPPLY THESE UNITS AS COMPLETE KITS OF PARTS
A detailed wiring-up leaflet is supplied (this is available separately for 9d.), and they are very quickly and easily assembled.
Type "A" Unit Complete Kit **PRICE £2/9/6**.
Type "B" Unit Complete Kit **PRICE £2/15/-**.
(Carriage and Insurance is 2/- extra.)

THE DULCI MODEL H.3 COMBINED AM/FM RADIOGRAM CHASSIS



This model is very similar to the model H.4 described above but covers 3 WAVEBANDS instead of 4 (omitting the Short Band) and is for 3 ohm Speakers only. Overall size is as for the H.4.

PRICE £20.17.0 (Plus 7/6 carr. & ins.)
CREDIT TERMS: Deposit £5/4/3 and 9 monthly payments of £1/18/4. H.P. TERMS: Deposit £10/8/6 and 12 monthly payments of 19/4.


RECORD PLAYERS THE VERY LATEST MODELS ARE IN STOCK

MANY AT REDUCED PRICES !!!
TRANSCRIPTION UNITS—AUTOCHANGERS
SINGLE RECORD PLAYERS
Send S.A.E. for ILLUSTRATED STOCK LIST

CASH ONLY OFFER !!!

This latest B.S.R. MONARCH 4-SPEED AUTOCHANGER

£8.7.6 (Plus 5/- carr. and ins.)



- They play MIXED 7in. 10in. and 12in. records of same speed.
- Minimum baseboard size required 14in. x 12 1/2in. with height above 5 1/2in. and height below baseboard 2 1/2in. A bulk purchase enables us to offer these BRAND NEW UNITS at this exceptional price.

WE ALSO HAVE A FEW ONLY

COLLARO MODEL 456 4-Speed "Mixer" Autochangers. The Units are BRAND NEW and incorporate the STUDIO "O" Pick-up
PRICE £9.10.0 (Plus 5/- carr. and ins.)

FOR CALLERS ONLY

We have in stock various KITS OF PARTS including F.M. Tuners, AM/FM Tuners, Midget Battery Portable and Mains Units, etc., etc. . . We also have the most comprehensive stock of WIRELESS and ELECTRICAL COMPONENTS.

Open Monday to Friday 9 a.m.—6 p.m.
Saturday 9 a.m.—1 p.m.

STERN RADIO LTD.

AMPLIFIERS FOR THE HOME CONSTRUCTOR
TUNING UNITS RADIORECEIVERS
— COMPLETE KITS OF PARTS FOR THE "Hi-Fi" ENTHUSIAST —

QUALITY OF THIS NATURE HAS NEVER BEFORE BEEN OFFERED AT SUCH LOW COST

STERN'S REMOTE CONTROL UNIT
 Designed in particular for use with the MULLARD 5-10 Main Amplifier.

Ideally suited for simple domestic installation as an alternative to the more elaborate Pre-amplifier (shown and described opposite). Tone Control facilities are really excellent and in conjunction with the "5-10" Main Amplifier reproduction is of very high quality. Perfectly suitable for use with all the popular Record Players (B.S.B., Coliario, Garrard) and the modern Radio Tuner Units. Front Panel contains: (a) Coloured Indicator; (b) Separate BASS and TREBLE CONTROLS; (c) 3 position Selector Switch; (d) Volume Control. Inputs on back for Radio and Gram, and Gram equalising is incorporated. FULL DATA is contained in the 5-10 MAIN AMPLIFIER MANUAL at 1/6.



THE MULLARD "5-10" MAIN AMPLIFIER



Probably the most popular and successful Amplifier yet designed and certainly needs no recommendation from us. Our kit is complete to MULLARD'S specification including the latest ULTRA LINEAR OUTPUT TRANSFORMER and the recommended Mullard Valve line-up. All specified Components are supplied and Power Supply is available to drive a Radio Tuner Unit. PRICE OF COMPLETE KIT OF PARTS **£9.10.0** (Plus 5/- carr. & ins.) or alternatively we supply— FULLY ASSEMBLED AND TESTED for **£11.10.0** (Plus 5/- carr. & ins.) THE ASSEMBLY MANUAL containing FULL SPECIFICATION is available for 1/6. It also includes full data on the REMOTE CONTROL UNIT.


STERN'S "fidelity" PRE-AMPLIFIER-TONE CONTROL UNIT

"A design for the Music Lover"



This unit can be used with any Main Amplifier. Briefly it has inputs for all types of MICROPHONES, HIGH and LOW GAIN PICK-UPS and a RADIO TUNING UNIT. It incorporates (a) GRAM EQUALISING CONTROL (b) STEEPCUT FILTER (c) Continuously variable BASS and TREBLE CONTROLS, a variable OUTPUT CONTROL which enables its use with any type of Amplifier and Jack Sockets are incorporated for TAPE RECORDED and TAPE PLAYBACK. Used with the "5-10" the reproduction is comparable to that normally associated only with the very expensive commercially made High Fidelity Amplifiers. PRICE OF COMPLETE KIT OF PARTS **£6.6.0** WE ALSO OFFER IT ASSEMBLED READY FOR USE **£8** (plus 5/- carr. & ins.). THE ASSEMBLY MANUAL contains full specification and is available for 1/6.


THE MULLARD "3-3" QUALITY AMPLIFIER



A small Compact Amplifier capable of VERY HIGH QUALITY REPRODUCTION on both RADIO and GRAM. PRICE for Complete KIT OF PARTS... **£6.19.6** (plus 5/- carr. & ins.) Alternatively supplied ASSEMBLED and READY FOR USE **£8.12.6** (plus 5/- carr. & ins.)

The complete SPECIFICATION and ASSEMBLY DIAGRAMS are available for 1/6. Developed from the very popular 3 valve 3 watt Amplifier designed in the Mullard Laboratories. We strictly adhere to their specification but in addition we have added switched equalising for L.P. and 78 records and a position for Radio Inputs, plus additional power to feed a Radio Tuning Unit. Extremely simple to assemble and ideally suitable to incorporate with an P.M. Tuner and Record Player in a small installation.

BRITAINS FINEST "HI-FI" AMPLIFIER



The GENUINE WILLIAMSON "Still sets the standard for all amplifiers." Many versions of the Williamson have been offered to the public at various low prices but the only Williamson is the Amplifier built to the designer's specification and employing the very highest grade Components that he specifies, LA FARTHING TRANSFORMERS, CHOKES, etc. It is only in doing this that the exceptionally high standard that has made this Amplifier so famous, particularly in America is obtained. WE HAVE DONE THIS!!! and we offer these KITS OF PARTS, including Partridge and other high grade Components, as follows— (a) to build the MAIN AMPLIFIER ONLY **£14.10.0** (Illustrated above.) (b) To build the TWIN POWER SUPPLY **£13.10.0** (Insufficient space to illustrate this.) (c) COMPLETE KIT to build both above **£27.0.0**

We will also supply COMPLETELY ASSEMBLED and will be pleased to quote. Credit and H.P. Terms are available. The complete SPECIFICATION and general ASSEMBLY INSTRUCTIONS are available for 3/6. Our "fidelity" PRE-AMPLIFIER, illustrated and described above, or alternatively the RCA Pre-Amplifier at £16/5/-, is recommended for use with the Williamson.

DEPT. 109/W

109-115 FLEET ST. LONDON, E.C.4

Phone: FLEET Street 5812-3-4.

SPECIAL PRICE REDUCTIONS FOR PURCHASERS OF A COMPLETE "Hi-Fi" AMPLIFIER WE WILL SUPPLY...

- (a) THE COMPLETE KIT OF PARTS to build both the MULLARD 5-10 and the REMOTE CONTROL UNIT for..... **£11.11.0**
 - (b) THE COMPLETE KIT OF PARTS to build both the MULLARD 5-10 and the "Fidelity" PRE-AMPLIFIER-TONE CONTROL UNIT for..... **£15.15.0**
 - ALTERNATIVELY WE WILL SUPPLY ASSEMBLED and FULLY TESTED, as follows—
 - (a) THE MULLARD 5-10 and the REMOTE CONTROL UNIT for..... **£14.0.0**
 CREDIT SALE TERMS. £3.10.0 Deposit and 9 monthly payments of £1.5.8. H.P. TERMS. 27 Deposit and 9 monthly payments of 17/9.
 - (b) THE MULLARD 5-10 and the "Fidelity" PRE-AMPLIFIER-TONE CONTROL UNIT for..... **£18.18.0**
 CREDIT SALE TERMS £4.15. Deposit and 9 monthly payments of £1.14.7. H.P. TERMS. £9.9. Deposit and 12 monthly payments of 17/6.
- WHEN ORDERING PLEASE INCLUDE 7/6 to cover cost of Carriage and Insurance.

A COMPLETE KIT OF PARTS, STERN'S "HIGH QUALITY" £-10 WATT AMPLIFIER



Has power supply available for Radio Tuning Unit. Price of COMPLETE KIT OF PARTS **£7.10.0** (plus 5/- carr. & ins.) WE ALSO OFFER IT ASSEMBLED and READY FOR USE for **£9.10.0** (plus 5/- carr. & ins.) This amplifier has proved one of the most popular models yet offered to the HOME CONSTRUCTOR. It provides really excellent reproduction up to 8 watts employing 6V7s in push-pull and incorporating negative feedback. Provides for the use of both 8 and 15 ohm Speakers. The Complete SPECIFICATION and BUILDING INSTRUCTIONS are available for 1/6. "Wire-to-Wire" Diagrams are included and all Components are available separately.

THE FOLLOWING HIGH FIDELITY AMPLIFIERS ARE IN STOCK

- STERN'S COMPACT AMPLIFIERS. Expressly developed for very high quality reproduction of Gram Records and particularly FM Transmission. Available in 2 models as follows.
- COMPACT "5-2". A two-stage high sensitivity amplifier, having separate Bass and Treble Controls. Price **£6.6.0**
- COMPACT "5-3". A three-stage version of the 5-2 but having an additional stage incorporating negative feedback. Price **£6.16.0**
- Power supply is obtainable from a small separate unit. Price (additional to above) **£2.10.0.**
- THE DULC MODEL D.F.A.10. A 10 watt Ultra Linear High Fidelity Amplifier with **£19.19.0** separate PREAM-TONE Control Unit
- THE LEAK MODEL TL10 and "POINTONE" PRE-AMPLIFIER. A universally known Amplifier and now quite accepted as one of the best in **£28.7.0** production.
- THE ARMSTRONG MODEL A.10 Mk. II. With associate PREAM-TONE CONTROL UNIT, this model is perfectly consistent with Armstrong's very high reputation. **£32.0.0**
- THE ROGERS "JUNIOR". With associate PREAM-TONE CONTROL UNIT. **£26.0.0**

SPECIAL CASH ONLY OFFER!!

This very attractive PORTABLE AMPLIFIER CASE together with a good quality GRAM AMPLIFIER and a matched 6in. P.M. SPEAKER. ALL FOR **£8.7.6** (plus 7/6 carr. & ins.) The Amplifier consists of a 2 Stage design incorporating the modern B.V.A. valves types: ECC83, EL84 plus EZ80 Rectifier and has separate BASS and TREBLE CONTROLS. The Portable Case will also accommodate almost any make of Autochanger and is attractively finished in Maroon and Grey colour Rexine WE ALSO SUPPLY SEPARATELY—




(a) The 2-Stage (plus Rectifier) AMPLIFIER... **£4.2.7**

THE RCA "ORTHOPHONIC". 2-20 watt high Fidelity Amplifier and associate PRE-AMPLIFIER TONE CONTROL UNIT **£41.0.0**

HIRE PURCHASE and CREDIT TERMS are available on all models. Illustrated and Descriptive leaflets are available. Send S.A.E.

- (b) THE PORTABLE CARRYING CASE..... **£3.17.6**
 - (c) 6in. P.M. SPEAKER..... **18/9**
- Carriage and insurance, 4/- extra. We also have a smaller PORTABLE CASE Idea for Record Players. PRICE ONLY £3.3 (plus 3/- carr. & ins.). Attractively finished in high grade Rexine and robustly constructed with initial measurements at 13 1/2 x 15 1/2 in. high. It will therefore accommodate all makes of Record Players including Autochangers. An uncut baseboard is also supplied.

MULLARD "3-3" QUALITY AMPLIFIER



An ideal companion unit to the JASON Tuner. A really first-class 3-valve 3-watt Amplifier giving H.F. quality at a reasonable cost. Mullard's latest circuit. Valve line up: EF88, EL84, EZ80. H/duty mains trans. giving extra HT and LT for Tuner Unit addition.

Variable treble cut and bass boost controls, sensitivity 100 MV for 3-watt output. Frequency response + or - 1db, 40 c/s to 25 kc/s.

Complete amplifier wired and tested with quality sectionalised output transformer to Mullard specification (less speaker) **£8.8.0**

Wired Power C/Pat Socket with Additional Smoothing 10/6 extra.

JASON F.M. TUNER UNIT 87-105 mc/s



F.M. TUNER-UNIT (87 mc/s-105 mc/s) by Jason. As described in Radio Constructor. Designer Approved Kit of parts to build this modern, highly successful unit, drilled chassis and superior type dial as illustrated. Coils, cans and all quality components, etc. for only 5 gns., post free. Set of 3 spec. EF91 or equiv. valves 30/- post free. Illustrated handbook with full details, 2/-, post free. Free with Kit 48-hr. Alignment Service, 7/6 and 2/- p.&p.

BLICKVAC HIGH PRESSURE & VACUUM IMPREGNATORS



BLICKVAC Impregnators are used by Marconi, Pye, S. Smith & Sons, N.C.B., M.O.S., and many other well-known organisations. A full range of standard models is available — capacities 4 in. by 9 in. to 3 ft. by 3 ft — suitable for Varnish, Wax, Potting Resins, etc. Plants can be designed for special requirements. Blickvac Impregnators are designed to give simplicity in control, outstanding performance and ease in cleaning. A second autoclave can be added at low cost when needed.

BLICKVAC products include:- Epoxy Resin Vacuum Mixing and Casting Plants. Electric Ovens, Vacuum Ovens, Mixing Vessels, Dipping Tanks, etc.

BLICKVAC ENGINEERING LTD.

Bede Trading Estate, Jarrow, Co. Durham. Jarrow 89/7155
96/100 Aldersgate Street, London, E.C.1. Monarch 6256/8

ELECTROLYTICS ALL TYPES NEW STOCK

TUBULAR	CAN TYPES
25/25v. 50/12v. 1/9	8-8/450 v. ... 4/6
60/50 v. 4/500 v. 2/-	8-16/450 v. ... 5/8
100/250 v. ... 1/9	8-16/450 v. ... 5/8
8/450 v. ... 2/3	16-16/450 v. ... 5/6
8/500 v. ... 2/9	18-16/500 v. ... 6/-
8+8/500 v. ... 4/6	18-18-8/350 v. 5/6
16/450 v. ... 5/-	32-32/350 v. 5/6
16/450 v. ... 3/6	32-32/275 v. 4/6
16-16/450 v. ... 6/6	50-50/350 v. ... 6/6
32/350 v. ... 4/-	60/350 v. ... 6/6
35/500 v. ... 5/-	80-250/275 v. 12/6
32-32/50 v. 5/8	84-120/275 v. 11/6
32+32/450 v. 6/6	100-200/275 v. 12/6
	100/270 v. ... 6/6

MIDGET TRANSISTOR TYPES. 2μF, 4μF, 5μF, 6V, 3/6; 6μF, 10μF, 16μF, 3V, 3/6; 32μF 11V, 3/6.

CONDENSERS.—Mica, Silver Mica. All pref. values, 3 pt. to 1,000. pf. 6d. each. Ditto Ceramics 9d. each. Tubulars, 450 v. Hunts and T.C.C. .001 mid-.01 and 1/350 v. 9d. each. .02-1/500 v., 1/- each. 25 Hunts, 1/6. 5 Hunts, 1/9. .001 mid. 5kv. 5/6. .001 mid. 20kv. 9/6.

CLOSE TOLERANCE CONDENSERS S.Mica. 10% Type, 5 pt.—500 pf., each 1/- 600 pf.—5,000 pf. each 1/3. 1% Type 1.5 pt.—50 pf. (Tot. 1 pt.), 1/9; 50 pf.—500 pf. each 1/9; 575 pf.—5,000 pf. each 2/-.

RESISTORS.—Prof. val. 10 ohms 10M ohms.

CARBON	WIRE-WOUND
20% Type, 1 w. 3d.	5 w. } 25 ohms—1/3
1 w. 5d. 1 w. 6d.	10 w. } 10,000 1/6
2 w., 9d.	15 w. } ohms 2/-
10% Type, 1 w. 9d.	5 w. } 15,000— 1/9
5% Type, 1 w. 1/-	10 w. } 33,000
1% Hi-Stab, 1 w. 2/-	10 w. } ohms 2/3

WIRE-WOUND POTS
Pre-Set Min. T.V. Type Knurled Slotted Knob. All values 25 ohms to 30 K., 3/- ea. 50 K., 4/-, Ditto, Carbon Track 50 K., to 2 Meg., 3/-.

SCOTCH BOY. EMITAPE. etc., 1,200ft. 27/-, Long playing, 1,800ft. reels, 40/- Reels only, 3in., 3 1/2, 5in., 3/8, 7in., 4/3.

SENDER RECITIFIERS. E.H.T. Type, Fly-Back Voltages, K3/25 2 kV., 5/-; K3/40 3.2 kV., 6/9; K3/45 3.6 kV., 7/3; K3/50 4 kV., 7/5; K3/100 8 kV., 13/6, etc. MAINS TYPES—RM1 125 v. 60 mA., 4/9; RM2 125 v. 100 mA. 5/6; RM3 125 v. 120 mA., 7/6; RM4 250 v. 250 mA. 16/-; RM4B type 270 mA., 17/8. RM5 250 v. 300 mA., 21/-.

SPEAKER FRET.—Expanded Bronze anodised metal. 3 x 8in., 2/3; 12 x 8in., 3/-; 12 x 12in., 4/3; 12 x 16in., 6/-; 24 x 12in., 8/6, etc. Any preferred size ext.

TYGAN FRET (Murphy pattern) 12in. x 12in., 2/-; 12 x 18in., 3/-; 12 x 24in., 4/-, etc.

NEW VALVES

BOXED	GUARANTEED
1R5, 1T4 7/6	8ABC80 9/6
185, 184 7/6	EB91 6/6
384, 3V4 8/-	EDC41 9/6
5Z4 9/6	ECC83 10/6
6AT6 8/6	ECC84 12/6
6K7 6/6	ECP80 12/6
6K8 8/6	ECF82 12/6
6Q7 8/6	ECH42 10/6
6SN7 8/6	ECH81 10/6
6V6 7/6	ECL80 10/6
6X4 7/6	EF41 10/6
6X5 7/6	EF90 10/6
7C5 9/-	EF86 12/6
7Y4 8/6	EF91 8/6
DAF96 9/6	EM85 11/3
DF96 9/6	EL41 10/6
DK96 9/6	EL44 11/6
DL96 9/6	EY51 10/6
35L6 10/6	EZ40 8/6
	EY41 8/6

SPECIAL PRICE PER SET
1R5, 1T4, 185, 184, or 384, or 3V4 27/6
DK96, DF96, DAF96, DL96 ... 35/-
6K8, 6K7, 6Q7, 6V6, 5Z4 or 6X5 35/-

TRANSISTORS. Mfrs. surplus PNP Junction type. Audio Type, 800 kc/s 250 mV. 9/6; R.F. and L.O. Mixer Type, 2.5 Mc/s. 19/6. All tested and guaranteed.

TRS RADIO COMPONENT SPECIALISTS

70 BRIGSTOCK RD., THORNTON HEATH, SURREY

Phone: THO 2188. Hours 9 a.m.—5 p.m., 1 p.m. Wed. Open all day Saturday. By THORNTON HEATH STATION.

TRANSFORMER & COIL/WINDING CAPACITY AVAILABLE FOR PROTOTYPES & SMALL RUNS.

Terms: C.W.O. or C.O.D. Kindly make cheques, P.O.s, etc., payable to T.R.S. Post and Packing up to 7d. 1lb. 1/1, 3lb 1/6, 5lb 2/-, 10lb 2/9. Bargain Lists 3d.

EDDY'S (Nottm.) LTD.

(DEPT. W.W.)
172 ALFRETON ROAD, NOTTINGHAM

THIS MONTH'S SPECIAL OFFERS

RECORDING TAPE. 1,200ft. reels, 9/11 each. Postage etc. 1/- extra.


GERMANIUM DIODES. New and guaranteed, 1/- each, Post 3d.

5 inch SPEAKERS. New and guaranteed, 16/11 each. 2/- extra post and packing.

Any parcel insured against damage in transit 6d. EXTRA.		NEW AND GUARANTEED VALVES		All tested before despatch.		Post etc. 6d. per valve. OVER £2 free.	
CY31	12/11	EF86	12/6	IH5G	10/6	6F15	14/-
DM70	7/11	EF89	9/6	IN5G	10/6	6K7G	2/11
DAF96	9/6	EL91	7/11	1R5	7/11	6K8G	8/6
DF96	9/6	EL84	9/11	1S5	7/3	6Q7G	8/3
DK96	9/6	EZ80	8/3	1T4	7/3	6Q7GT	8/11
DL96	9/6	GZ32	12/6	3Q4	9/11	6U4GT	13/11
EB91	6/11	PY80	8/11	3Q5	10/6	6V6GT	5/11
ECC81	8/11	PY81	8/3	354	8/11	10F9	11/6
ECC82	8/11	PY82	8/3	3V4	8/6	25A6G	12/6
ECC83	8/11	U25	13/6	5Z4G	9/6	25Z4G	8/11
ECC84	10/11	UF80	9/6	5Y3G7	7/6	35W4	8/11
ECC85	9/-	UB41	8/11	6BA6	6/11	954	1/6
ECH35	9/11	UL41	9/11	6B8G	3/6	955	3/11
ECH81	8/11	UY41	7/11	6B16	7/11	956	2/6
ECL80	8/11	1A7G	13/6	6F1	13/6	958	3/11
EF80	8/3	1C5G	10/6	6J5GT	3/11	VU11	2/6
EY51	11/6						

NO LISTS. TRADE ENQUIRIES INVITED

Best Buy at Britain's



No. 19 MK 2 WIRELESS SETS.

Consists of 2 Transmitter/Receivers and an Intercomm. Amplifier combined. "A" set covers 2-8 Mc/s. (37.5-150 metres), phone and CW. "B" set frequency 235 Mc/s (1.25 metres), phone only. Complete with 15 valves, 6 of 6K7G, 2 of 6K8G, 2 of 6V6G, 1 of 6B8G, 6H6m, E1148, EF50, 807, 500 micro-Amp. check and tuning meter, and instruction booklet and full circuit. Made in U.S.A. Brand new and AIR TESTED. £3/5/0. Carr. 10/-.

DYNAMOTOR POWER SUPPLY UNITS. For 12 v. D.C. operation. Complete with connector to set. Tested 25/- . Carr. 5/- . Send S.A.E. for full details of 19 set equipment.

HR HEADPHONES. Comprised of 2 earpieces of 1,000 ohms, and headband, but less cord. Brand new and tested, 7/6. Post 1/6.

CERAMIC SWITCHES. Heavy duty (Wearite type), 4 pole, 3 way, 3/6. 2 pole, 6 way, 4 bank, 10/- . **BRAND NEW.**

RCA OUTPUT TRANSFORMERS. As used in MI-11220 Amplifier. Primary for push-pull 6L6's. Secondaries 5, 7.5, 15, and 600 ohms, and tertiary for NFB. 25 watts power rating. Potted construction, with tag connections. Full circuit of RCA amplifier supplied. **BRAND NEW, 27/6.**

TRANSFORMER BARGAINS
Input 0-230/250 v. Output 240-0-240 v. 1.5 amps. RMS, 5 v. 1.75 amps., and 5 v. 12.5 amps. 7 x 7 1/2 x 10 1/2 in. high. Wt. 50 lb. Potted, oil-filled, by Gresham. Gives 2.1 amp D.C. when rectified, OR, as ISOLATING TRANSFORMER, to obtain two 240 v. 360 v lines. Brand new. £3/10/- . Carr. 10/- .
Input 0-110/120-200/250 v. Output 275-0-275 v. 100 mA., 6.5 v. 7 amps., 5 v. 3 amps. (Govt. ratings). 4 x 4 1/2 x 4 in. high. Upright mounting. Brand new. 32/6. Postage 2/6.
U.S.A. potted type, input 210/220/230 v. 5 secondaries, 7.5 v. 4 a., 7.5 v. 4 a., 7.5 v. 8 a. and 2.5 v. 5 a. ALL centre tapped, and 6.3 v. 4 a. These can be connected to give many useful voltages up to 31 v. 4 a. Size 6 in. x 5 in. x 4 in. Wt. 16 lb. price 35/- .

HEAVY DUTY SLIDER RESISTORS. 0.4 ohm, 25 amps., 250 watts, worm drive, 7/6. 10 ohms, 3.5 amps., worm drive, 10/6. 1 ohm, 12 amps., 150 watts, 7/6.

MINIATURE STC RELAYS. 250 ohm coil. DP C/O (double-contacts). 1 1/2 x 3/8 x 3/8 in. 7/6.

OUTPUT POWER METERS. Ex-W.D. No. 3, Mk. 2 (Windsor 150 A.). Impedance ranges 2.5 to 20,000 ohms in 40 steps. Power ranges 0-5, 50, 500 milliwatts, and 0-5 watts. Also scaled in dB, 3 1/2 in. M/C meter. In oak case, 10 1/2 in. x 8 in. x 5 1/2 in. In good condition. Tested. £15.

INSULATION TESTERS by Record Electric. 0-50 Megohms. Test voltage 500. In perfect working order. ONLY £9/19/6, OR less case, £8/10/- .

JACK BOXES. A small metal box fitted with 9 miniature insulated Igranac jack sockets. Brand new. SNIP, 12/6.

HEAVY DUTY BLOWERS. For 200-250 v. A.C./D.C. mains, 300 watts. With 1 1/2 inch diam. twin "V" shape outlets. 2 lengths of hose. 4 spare filters and brushes. Suitable for industrial use, forges, etc. Brand new, £4/19/6.

VIBRATOR PACKS. Input 6 v. D.C. Output approx. 100 v. D.C. at 30 m/Amps., fully smoothed and R.F. filtered. Size 6 1/2 x 5 x 2 in. Fitted with Mallory 629C vibrator. Brand new. Boxed, 12/6.

MOTOR ALTERNATORS. Input 80 volt D.C. at 16 amps. Output 80 volt A.C. 2,000 c/s., at 8 amps. (650 V.A.). Built-in voltage regulator. Brand new. Crated, 79/6. Carriage 15/- .


METAL RECTIFIERS. 250 volt, 100 m/A 5/- . 230 volt, 60 m/A 3/6. Many other types.

METER BARGAINS			
RANGE	TYPE	SIZE	PRICE
50 Microamp.	D.C. M/C	2 1/2 in. Flush circ., scaled 0-100	50/6
100 Microamp.	D.C. M/C	2 1/2 in. Flush circ., Ex-19 set	39/6
500 Microamp.	D.C. M/C	2 1/2 in. Flush circular	12/6
500-0-500 Micro-amp.	D.C. M/C	2 1/2 in. Flush circular, scaled 100-0-100 V.	25/-
1 Milliamp.	D.C. M/C	2 in. Flush square, Fe/NFe	22/6
150 Milliamp.	D.C. M/C	2 in. Flush square	7/6
200 Milliamp.	D.C. M/C	2 1/2 in. Flush circular	10/6
1 Amp. Thermo-couple	2 1/2 in.	Projecting circular	6/9
4 Amp. Thermo-couple	2 in.	Flush square	6/9
30-0-30 Amp.	D.C. M/I	2 in. Proj. circ., car type	5/-
15 Volts	A.C. M/I	2 1/2 in. Flush circular	8/6
METER RECTIFIERS. Full wave bridge. Brand new, Salford 1/mA. 6/6. 5 m/A., 6/6. STC 2 m/A., 5/6.			

ADMIRALTY POWER UNITS. Equivalent to AM 234. Input 200-250 v. 50 c/s. A.C. mains. Outputs 240 v. D.C. 125 m/Amps., and 6.3 v. A.C. 6 amps. Dual purpose 2 1/2 in. panel mounted 300 v. meter reads input and H.T. volts. Double smoothing with paper capacitors. Standard 19 in. rack mounting. **BRAND NEW, £4/19/6.** Carr. 7/6.

MULLARD GM4140/1 C. & R. BRIDGES (Ex-Admiralty). .1 ohm to 10 Megohms in 4 ranges; 10 pF. to 10 mF. in 3 ranges. Calibrate, Open Bridge and % ranges. For 100-250 v. 50 c/s. A.C. mains. Used, but in excellent condition and in perfect working order. £7/10/- . Post 3/6.

EDDYSTONE ROTARY POWER UNITS. Input 12 v. D.C. Output 180 v. D.C. 60 m/Amps. In grey metal case, 12 x 6 x 5 in., wt. 16lb. Complete with all smoothing and filtering. Absolutely **BRAND NEW, 19/6.** Carr. 5/6.



AUTOMATIC MONITOR Q/D231. Intermittent faults steal your profits. Employ one of these "Phantom Engineers"! Soak tests 3 receivers or amplifiers simultaneously and SILENTLY. If fault occurs, a buzzer sounds and a red pilot light indicates which set. Pressing "Intermittency Check" shows whether fault has cleared or is permanent. For 195-255 v. A.C. mains. Complete with 8 valves, all connecting leads, and Instruction Manual. 14 1/2 x 8 1/2 x 6 1/2 inches, wt. 19lb. in original packing. £4/19/6 plus 7/6 carriage.

HIGH VOLTAGE POWER UNITS
Input 200-250 v. A.C. mains. Output 1200v. D.C., 200 milliamps. Fully smoothed. Metal rectifiers. £5/10/- . plus 15/- carriage.

VHF TRANSMITTERS. BC-950-A-130. A 100-150 Mc/s, 4 channel, crystal controlled transmitter. Complete with valves, 2 of 1625, 2 of 832A, 1 of 815. All absolutely **BRAND NEW.** In original American packing. (Xtals not supplied.) £5/19/6. Carr. 7/6.

HRO RECEIVERS. With 9 GC coilsets, 18 grs. Send S.A.E. for full illustrated details etc.

R109A RECEIVERS. 8 valve superhet using 5 x ARP12's and 3 x AR8's covering 2-12 Mc/s. Contains vibrator pack and 3 1/2 in. speaker and operates from 6 volt battery, consumption 1 1/2 amps. Housed in metal case 13 x 12 x 1 1/2 in. Complete with valves and circuit. Very good condition. Tested, £4/7/6, carr. pd.

SCR522 TRANSMITTER/RECEIVERS. 100-150 Mc/s. Comprises BC624A rec., and BC625 trans. All complete with valves, and in first-class condition. BC624A, less relay, 39/6. With relay, 49/6. BC625, 49/6.

RT37/PPN2 BEACON TRANSMITTER-RECEIVER. 214-234 Mc/s. Size 13 in. x 10 in. x 5 in. Contains 5 3A5, 3 1S5, 1 IR5 and 2 2 v. synchronous vibrators. Operates from 2 v. accumulator via 2 built-in vibrapacks. Complete with telescopic mast Antenna system (9 1/2 ft.), lightweight headphones. Technical Manual, super quality carrying Haversack, cords, co-ax cables, plugs, etc. Total wt. 28lb. **BRAND NEW,** boxed. American equipment, 72/6.

PYE 45 Mc/s. IF STRIPS. Complete with 7 valves and CIRCUIT. New. ONLY 39/6.
RF UNITS. ALL BRAND NEW AND BOXED. RF24 7/6, RF26 25/- . Post 2/6.

Two-Way MORSE TRAINING SETS, W/T Mk. 3. Consists of 2 valve oscillators (ARP12's) (one with pitch control), for 1 or 2 operators. Has provision for creating "atmospherics." In polished oak case 12 1/2 in. x 10 in. x 8 in., wt. 16lb. Complete with valves, leads, 2 keys, 7-way terminal board, circuit and instructions, but less batteries and phones. Ideal for Cadets, Scouts, etc. SNIP, 19/6, carr. 7/6.

VARIAC TRANSFORMERS (Zenith). 200-230 v. input. Output voltage variable from 200-250 v. at 8 amps. Wt. 14lb. Brand New 87/6. Carr. 5/- .

MAINS DIMMERS. 300 ohms, 1 amp., 300 watts, twin ceramic formers, 15/- .
FIELD TELEPHONES. Army type D, Mk. 5 Buzzer calling. Ideal for building sites, farms, workshops, etc. Complete with handset and batteries. Tested, 39/6 each.

CRYSTALS. 200 Kc/s American GEC, 10/- each. 100 Kc/s RCA bars, 19/6 each.

PLEASE ADD POSTAGE OR CARRIAGE ON ALL ITEMS

CHARLES BRITAIN (Radio) Ltd.

11 UPPER SAINT MARTIN'S LANE,
London, W.C.2. TEMple Bar 0545

One minute from Leicester Square Station (up Cranbourn Street)
Shop Hours: 9-6 p.m. (9-1 p.m. Thursday) Open all Saturday



PIRANI HIGH VACUUM TEST EQUIPMENT

Manufactured by "W. G. PYE LTD." for
M.O.S. ATOMIC RESEARCH STATION

5, HARROW ROAD,
PADDINGTON, W.2.
PADDINGTON 1008/9 and 0401.
CABLES: HENELEC, LONDON.



PIRANI BRIDGE UNIT



PIRANI CONTROL UNIT




PYE SCALAMP GALVANOMETER

(SOLD SEPARATELY £12-10-0)

THIS COMPLETE VACUUM TESTING EQUIPMENT (5 ITEMS AS SHOWN) OFFERED BRAND NEW IN ORIGINAL CARTONS. WITH INSTRUCTION BOOK.

£33-10-0 CARR. PAID.

(SPARE PIRANI GAUGE HEADS, EDWARDS TYPE M6, LESS CALIBRATOR, 15/- EACH.)



PIRANI GAUGE HEAD WITH CALIBRATOR

QUARTZ CRYSTALS

FT243—FUNDAMENTALS

80 Types 5706.667 Kc/s to 8340 Kc/s (in steps of 33.333 Kc/s).
120 Types 5675 Kc/s to 8,650 Kc/s (in steps of 25 Kc/s).
(Excluding Types 7,000/7,300 and 8,000/8,300)

5/- EACH

7,000 Kc/s to 7,300 Kc/s, in steps of 25 Kc/s **7/6d. EACH**
8,000 Kc/s to 8,300 Kc/s, in steps of 25 Kc/s.

Complete Sets of 80 Crystals £6. Complete Sets of 120 Crystals £7/10/-.

FT2 41A—54th HARMONIC

80 Types 20 Mc/s to 27.9 Mc/s. (In steps of 100 Kc/s).
(Excluding 27 Mc/s.)

27 Mc/s, 10/- **5/- EACH** Complete Set of 80 Crystals £6

100 Kc/s., Gold Plated D.T. Cut.....	15/-
150 Kc/s., Two Pin Round.....	12/6
160 Kc/s., Two Pin 10X.....	12/6
200 Kc/s., FT241A.....	10/-
500 Kc/s., FT241A.....	10/-
500 Kc/s., Brook's Special Holder.....	15/-
5,000 Kc/s., Piezo 2-Pin Holder.....	12/6

P.O. Type 4B Ceramic

100 Kc/s., 819.6 Kc/s..... **15/- EACH**
163.9 Kc/s., 1,000 Kc/s.....

CERAMIC 2-PIN BANANA PLUG

15,010 Kc/s., 16,135 Kc/s., 16,435 Kc/s., 18,025 Kc/s. **10/- Each**
15,110 Kc/s., 16,335 Kc/s., 16,700 Kc/s., 18,125 Kc/s.

TCS COLLINS TYPE 3-PIN. FT249

1,665.5 Kc/s., 1,700 Kc/s., 2,073.5 Kc/s., 1,962.5 Kc/s., **10/- Each**
2,072.5 Kc/s., 2,410 Kc/s.

DC11A TWO-PIN

1,740 Kc/s., 1,780 Kc/s., 1,764.5 Kc/s., 7/6d.

MARCONI S.T.C. 10X TYPE 2-PIN IN KILOCYCLES

10,166	10,501	10,755	11,501	11,876	1588.68	1930	2089
10,189	10,511	10,767	11,526	12,685	1613.25	1981	2090
10,233	10,534	10,823	11,587	12,600	1650	2012	2196
10,245	10,545	10,856	11,751	1544.4	1761	2118.25	2295
10,300	10,557	10,878	11,788	1566.5	1775	2065.75	2315
10,433	10,567	11,437	11,814	1579	1780	2067.5	2430
10,445	10,622	11,463	11,851	1835	2087.5		

7/6 Each

VALVES

LATEST LIST OF MINIATURE TYPES

OTHER TYPES AVAILABLE

DK40	10/-	EF85	12/6	U25	14/-	6AT6	9/-
DK92	9/-	EF89	10/-	UABC80	11/-	6J6	6/-
DAF96	10/-	EF91	9/-	UAF42	11/-	6AL5	9/-
DF96	10/-	EF92	9/-	UBC41	10/-	6AM6	9/-
DK96	10/-	EL41	10/-	UBF89	11/-	6AQ5	10/-
DL96	10/-	EL42	10/-	UCC85	11/-	6AU6	8/6
DM70	10/-	EL84	11/-	UCL82	15/-	6BA6	8/6
EABC80	10/-	EM34	10/-	UCH42	12/6	6BE6	10/-
EAF42	12/-	EM80	10/-	UCH81	12/6	6BW6	10/-
EB91	9/-	EM81	11/-	UF41	10/-	6C4	6/6
EBF80	11/-	EM85	11/-	UF80	12/-	6X4	7/6
EBF89	11/-	EY51	10/-	UF85	12/-	12AH8	12/6
EBC41	10/-	EY86	12/6	UF89	11/-	12AT6	8/-
EFC80	14/-	EY91	10/-	UL41	10/-	12AT7	9/-
EFC82	12/6	EZ40	8/-	UL84	11/-	12AU6	9/-
ECC40	14/-	EZ80	10/-	UY41	9/-	12AU7	9/-
ECC81	9/-	EZ81	10/-	UY85	9/6	12AX7	9/-
ECC82	9/-	PABC80	15/-	IL4	7/6	12BA6	9/-
ECC83	9/-	N78	12/6	IR5	9/-	12BE6	10/-
ECC84	11/6	PCF80	12/6	IS4	9/-	19AQ5	11/-
ECC85	10/-	PCC84	11/-	ISS	9/-	20L1	14/-
ECH42	11/-	PCF82	11/-	IT4	9/-	20F2	14/-
ECH81	11/-	PCL82	12/6	3A4	9/-	20P5	12/6
ECL80	10/6	PCL83	15/-	3V4	9/-	35W4	8/-
ECL82	14/-	PL81	12/6	3S4	9/-	50B5	10/-
EF40	12/6	PL82	10/-	3A5	10/-	50C5	10/-
EF41	10/-	PL83	12/6	3Q4	9/-	117Z3	8/6
EF42	14/-	PY81	10/-	6L18	12/6	9001/2/2	6/-
EF80	9/-	PY82	10/-	6AG5	7/6	9004	6/-
EF85	10/-	PY83	12/6	6AK5	6/-	9005	5/-

SPECIAL REDUCTION FOR SETS OF VALVES

1A7GT, 1N5GT, 1H5GT, 1A5GT (or 1Q5GT or 3Q5GT) ...	37/6 set
10 EF50 (Ex-New Units) 5/- each	45/- "
10 EF50 (Red Sylvania ex-new units) 6/- each	55/- "
X66, KTW61, DH63, KT63, U50	35/- "
6K8G, 6K7G, 6Q7G, SZ4G, 6V6G	37/6 "
1R5, 1S5, 1T4, 1S4 or (3S4 or 3V4)	32/6 "
DK96, DF96, DAF96, DL96	37/6 "
6K8G, 6K7G, 6Q7G, 25L6GT, 25Z5 (or 25Z6G)	42/6 "
12K8GT, 12K7GT, 12Q7GT, 35Z4GT, 35L6GT (or 50L6GT)	42/6 "
12SA7GT, 12SK7GT, 12SQ7GT, 35Z4GT, 35L6GT or 50L6GT	35/- "



(RADIO) LTD.

5, Harrow Road, Paddington, W.2

Opposite Edgware Road Station

PADddington 1008/9

OPEN MONDAY to SAT. 9-6 THURS. 1 o'clock

SEND 3d. FOR 28-PAGE CATALOGUE

Over 300 different types B.V.A. & American valves in stock. Send for Lists.



TRANSISTORS

JUNCTION TYPE P-N-P
(British Manufacture)

RED-SPOT 800 kc/s Audio Frequency	10/-
BLUE-SPOT 1.6 Mc/s Mixer and Frequency Changer	15/-
WHITE-SPOT 2.5 Mc/s R.F. and I.F. Amp.	20/-

All Transistors are Tested and Guaranteed
N.B. The Red-Spot is similar to Mullard OC71

"EAVESDROPPER"

THREE-TRANSISTOR POCKET RADIO
(No Aerial or Earth required)

Pre-selected to receive the Light and Home Stations. Total cost, as specified, including Transistors, Transformers, Coils, Condensers and Battery, etc., with circuit and plastic case.

77'6 POST FREE

All items sold separately.
With single phone, 82'6. With Acos Mike, 90'-. With Min. Hearing Aid, 92'6.

The New "TRANSISTOR-8"

Push-pull Portable Superhet

Can be built for £11/10/-

This Portable 8 Transistor Superhet is tunable for both Medium and Long Waves and is comparable in performance to any equivalent Commercial Transistor Set.

Simplified construction enables this set to be built easily and quickly into an attractive lightweight cabinet supplied.

TEN STAR FEATURES

- ★ 8 Specially selected Transistors
- ★ 250 Milliwatts Output Push-Pull
- ★ Medium and Long Waves
- ★ Internal Ferrite Rod Aerial
- ★ 7 x 4 Elliptical High Resistance Speaker
- ★ Drilled Plastic Chassis 8½ x 2½ in.
- ★ Point to Point wiring and practical layout
- ★ Economical. Powered by 7½ v. battery
- ★ Highly sensitive
- ★ Attractive lightweight contemporary case

We can supply all these items including Cabinet for **£11/10/-**
All parts sold separately.

Send for circuit diagrams, assembly data, illustrations and instructions, and full shopping list 1/6.

N.B. Pair of XC101's supplied at additional cost of 40'-.
Call & hear demonstration model.
Further details in the August issue of "Radio Constructor."

TRANSMITTER/RECEIVER

ARMY TYPE I7 MK. II

Complete with Valves, High Resistance Headphones, Hand-mike and Instruction Book and Circuit.

Frequency Range: 44.0 to 61 Mc/s.

Range approximately: 3 to 8 miles.

Power requirements: Standard 120 v. H.T. and 2 v. L.T.

Ideal for Civil Defence and communications.

BRAND NEW **59'6**

Calibrated Wavemeter for same 10/- extra.

CATHODE RAY TUBES

VCR139A	£1 15 0
VCR139A Mu-Metal Screen	5 8
VCR97. Full T.V. picture (carr. 2/-)	£2 0 0
VCR517C. Full T.V. picture	£1 15 0
MU-METAL SCREENS for VCR97 or 517	15 0
VCR97. Sight-cut-off. Carr. 2/-	15 0
3PB1. Brand new	£1 10 0

TRANSMITTER/RECEIVER SCR 522

Comprising the well known BC625 and BC624A Units. The complete unit is in very good condition having very useful parts including Relays, Transformers, Condensers etc.
Less valves 45'-. carr. 5'-.
£1 10 0

TRANSISTOR PUSH-PULL AUDIO AMPLIFIER (200 MILLIWATTS OUTPUT)

Build this Push-Pull Amplifier which is ideal for Crystal or Magnetic Pick-up Amplification, Baby Alarm, Microphone Amplifier, etc.
Powered by 6-volt Dry Battery lasting for months.
Complete Kit of Parts including 4 Transistors and all Components with Circuit (less Speaker) and plastic case. 24/10'-.
£4 10 0

MINI-TWO

TWO-TRANSISTOR MINIATURE POCKET RADIO. The smallest Transistor set offered on the market. Variable Tuning, Drilled Chassis, Plastic Case size 3in. x 2in. x 2½ in., Miniature Hearing Aid, 2 Transistors and all components including 1½ volt Battery. Circuits and full practical layout diagrams.



Total Cost **49'6** Complete.

TRANSISTOR SIGNAL TRACER

Complete Kit with 2 Transistors, Components, Paucines with Circuit and plastic case.
42'6

TRANSISTOR SQUARE WAVE GENERATOR

Complete Kit with 2 Transistors. Components Circuit and plastic case.
25'-

DIODES

B.T.H. GERMANIUM	1/6
MULLARD OA74	2/6
IN21	3/6
IN22, IN23, IN21A	5'-

MODEL-MAKERS' MOTORS

Two types available 12 or 24 v. with ¼" spindle. 10/- each

6 v. VIBRATOR PACKS

Output 120 v. 30 m/a., 12/6. Brand new.

COLLARO RC456

4-speed auto-changer. Latest type with crystal turnover pick-up. £9/15'-.
£9 15 0

"HOMELIGHT"

2-TRANSISTOR PERSONAL PORTABLE

Variable Tuning

We can supply all components including 2 Transistors, Diode, Resistors, Condensers and Miniature Hearing Aid and Plastic Case size 4½ x 2½ x 1½ and 1½ v. Battery FOR 52'6.


All items sold separately.

RF24 10/-, R.F.25 12/6, R.F.26 25/-
Brand new with valves carr. 2/6.

COLLARO RC3/554

3-speed single player with crystal turnover pick-up type "T." 28/19'6. carr. 3/6.
Brand new in original carton.

Enthusiasts Choice!



THE CONTEMPORARY. This beautifully made cabinet is oak veneered with mahogany interior and is waxed finished. Available in any shade to order at slightly extra cost. This cabinet can be fitted with any of the latest Hi Fi Units

£10.15.0

THE SERENADE. Veneered with finest selected walnut, beautifully polished to a medium shade; this attractive cabinet has generous storage space, with board sliding out smoothly on metal rollers. This cabinet can be fitted with any of the latest Hi Fi Units.



£12.19.6


THE BUREAU. This popular bureau cabinet is veneered with the finest selected Walnut and beautifully polished in a medium shade. Designed to accommodate almost any of the many units we have available and to give generous storage compartments.




£16.16.0

EMPRESS A.M./F.M. RECEIVER CHASSIS. 9-VALVE H/F.

This de Luxe high-fidelity chassis covers the F.M. band and the Short, Medium and Long Wavebands. Miniature cathode-ray indicator is incorporated to facilitate precise and accurate tuning. It has internal ferrite rod aerial which gives perfect station selectivity, extension, speaker and pick-up sockets, 200/250 volts. Including two loudspeakers.



£27.6.0




R.T.C. LOUDSPEAKER. This loudspeaker has been designed to give cone air loading to reduce harmonic and inter-modulation distortion—this unit forms one of the most compact full range systems within its power capacity. Can be fitted to any of the cabinets illustrated or purchased separately.

£5.5.0

THE NEW 4-SPEED B.S.R. AUTO-CHANGER.

Now for the first time since the invention of the gramophone, you can play 78, 45, 33—and the sensational new 16 r.p.m. extra-long-play records—on one instrument! Now, in your own home, you can enjoy the magic of "recording studio" fidelity. This new Monarch can be fitted to any of the cabinets illustrated or purchased separately.



£8.15.0

We supply all units and can fit any cabinet with the latest Hi Fi amplifiers, tuners, transcription units, record changers, speakers, etc. Send for comprehensive illustrated catalogue of cabinets, autochangers, speakers, etc., all available on easy H.P. terms.

LEWIS RADIO COMPANY

120 (Dept. WWN) GREEN LANES, PALMERS GREEN, LONDON, N.13.

Telephone: BOWes Park 1155/5

MAGNETIC RELAYS

Built to your Specification

TYPES 3000 and 600
HIGH SPEED POLARISED and A.C.
to 400 VOLTS TROPICALISING—
IMPREGNATING



UNISELECTOR




SWITCHES

From 3 to 8 Bank—To Specification

KEY SWITCHES

Several types
in stock



GOVERNMENT CONTRACTORS
A.I.D. RELEASE

SPEDDY DELIVERIES

JACK DAVIS (RELAYS) LTD.
(Dept. "W") TUDOR PLACE, LONDON, W.1
MUSEUM 7960 LANGHAM 4821



CR50 BRIDGE measures 10 pF to 100 mF and 1 ohm to 10 Megohms in fourteen ranges, with a total scale length of over 120 inches. This instrument was specially designed for bench use, having a sloping front panel and extra heavy gauge steel case, finished in black crackle. The controls are arranged so that quick and accurate readings may be taken. Balance indication is by a magic eye fed from a high gain amplifier. A leakage test is incorporated for condensers. Internal standard are 1% accuracy. Complete with all valves and instructions, ready for use from 200/250 volt A.C. mains, £7/18/6, plus 4/6 carr./pack.

SG50 SIGNAL GENERATOR covers 100 kc/s to 80 Mc/s in six continuous ranges on fundamentals with internal modulation or CW. In silver grey case size 9in. x 13in. x 4in. with scale of engraved perspex in contrasting shade of green. A really handsome generator and still only £8/10/6, plus 6/- carr./packing.

VV50 VALVE VOLTMETER measures up to 250 volts D.C., A.F. and R.F. Complete with valves and probe unit ready for operation from mains. Brand new and boxed at £7/19/6, plus 4/6 carr./pack.

Further details will be sent by return of post on receipt of self addressed and stamped envelope.

Send your order to:—

GRAYSHAW INSTRUMENTS
126 SANDGATE HIGH STREET, FOLKESTONE, KENT

Phone: Folkestone 78618

REMEMBER TO VISIT *The Walk-around Shop*

AN/APT-5 TRANSMITTER

Make excellent power signal generators for the range 300-1625 Mc/s rated at 50 watts. CW RF at 500 Mc/s. Contains blower-cooled 3c22 in re-entrant cavity with precision cathode, plate and loading controls plus 6-valve AM Modulator and Amplifier flat from 50 Kc/s to 3 Mc/s with Phototube noise generator. 115 volt 60 cycle filament supply. Lecher Line.

£35.0.0

Limited Stock.
Carriage paid England and Wales.

AZIMUTH INDICATOR

Bendix Radio Compass

Azimuth indicator, for use with D.F. loop on manual operation. Flexible cable entries on both sides of unit. Dial face calibrated in degrees and adjustable for corrections. Small dial lamps are fitted for night use and unit is supplied with plug for input. Size 6in. dia., 2½in. deep. Grey crackle finish. Brand new and boxed. Price 15/-, plus 2/6 p.p.



EMI TEST EQUIPMENT

Spot Frequency Marker. AD/U 405. Consists of a single valve crystal oscillator operating on a frequency of 1 Mc/s and generating harmonics at 1 Mc/s intervals up into the V.H.F. range, thus producing spot frequency of 1 Mc/s and generating harmonics at 1 Mc/s intervals up into the V.H.F. range thus producing spot frequency markers in the Amateur bands at 2, 7, 14, 28, 29, 30, 144, 145 and 146 Mc/s. Provision is made for the accurate setting of the crystal frequency against a suitable standard. The case measures 8½in. x 4½in. x 2½in. Price £3/10/-, plus 4/- postage.

V.H.F. Absorption Wavemeter. AD/U 409. This instrument consists of a variable tuned circuit, across which is connected a germanium crystal in series with a 500 microammeter. For operation in the frequency range 65-150 Mc/s, accuracy being within ±2% over the specified range. The external coupling element consists of a single turn loop connected to the instrument by 2ft. of co-axial cable. The case measuring 8½in. x 4½in. x 2½in., is finished in pale green, and fitted with rubber feet. Price £3/10/-, plus 4/- postage.

OSCILLOSCOPE UNIT

With internal 12V Vibrator Power Pack

Suitable for Modulator Indicator or conversion to Oscilloscope unit. Containing V.C.R. 139A, 2-VR.56, 1-VR.54, 2-EF.50. Size 1ft. 6in. x 9½in. x 8in. Price £3, plus 10/- carriage.

MAINS CHANGING TRANSFORMER



(Admiralty Pattern) 230/100-110-130 v. Separate primary and secondary with earthed screen winding between. Totally enclosed in 7in. x 6in. x 8in. black steel case with detachable lid exposing terminal block and tapping link. Secondary very conservatively rated at 0.44 amps (core size 3 sq. in.). Tested to 2,000 v. Weight 19 lb. Price £1 each, including p. and p.

A.F. Amplifier. For audio frequency amplifier on sub-standard chassis 5in. x 3in. x 3½in. R/C coupled, using 2-12SH7 and 1-12SJ7 valves, and can be used for telephone intercommunication pre-amps etc. at 10/-, post paid.

Inspection Lamp. 2 pole S.B.C. Holder with 6ft. spring loaded lead, in case 3in. x 3in. x 4in. with on/off switch on front panel at 6/-, post paid.

4 Aircraft Instruments for 10/- post paid
1. Speed of Sound (MACH) Meter. 1. Rate of Climb. 1. Air speed Indicator. 1. Altimeter. The lot 10/- post paid.

Waterproof Plugs and Sockets. 3-pin 5 amp, non-reversible. Suitable for caravan and trailers, etc. 1/6 per pair, post paid.

Stud Switches. 20 segment 5/16in. studs, base 5in. square with handle and housing. New and boxed, 5/- each. Plus 1/6 p.p.

RECTIFIERS. Full wave 12 v. 1 amp., 5/6, post paid, 4 amp., 12/6, post paid.

3in. MAGSLIPS. £1 each, plus 3/- p. & p.

NOTE: Carriage prices quoted apply only to England and Wales.

PROOPS

BROS. LTD.,

DEPT. 'B', 52 TOTTENHAM COURT ROAD, LONDON, W.1

Shop hours 9 a.m. to 6 p.m.—Thurs: 9 a.m. to 1 p.m.

OPEN ALL DAY SATURDAY

THE TS184 A AP

Real 70cm Test Gear

Portable precision for mobile hams, amateur T.V. telechrics, (with acknowledgements to Free Grid) and those Monitoring the latest U.H.F. allocations.

Resonant Cavity Wavemeter, calibrated 400-430 Mc/s. Tuning stops adjustable to any 30 Mc/s band within 400-470 Mc/s coverage. Calibrated scale rack and pinion drive piston input attenuator—and alternative fixed coupling loop input provide facilities for use as signal generator.

Plug-in "Telescopic Probe Antenna" 6J6 detector and monitor amplifier, 2-600 ohm 'phone jacks for modulated signals. Panel output terminals for metering 6J6 output current. Power required: 6 v. at 300 mA and 30 v. at ½ mA. Circuit diagram and instructions for adjusting tuning stops supplied.

£5.10.0

brand new in carrying case

plus packing & carriage

DESYNN TYPE ANTENNA

or Beam position indication system

This comprises a transmitter unit and Indicator which will operate on 12 or 24 v. D.C. and will indicate with instantaneous and smooth pointer movement. The Transmitter is a specially designed potentiometer and will operate the receiver on a simple three-wire system and the receiver in this instance is calibrated in gallons but dial could be easily altered to indicate a 360 deg. sweep. Transmitter and receiver with full instructions. Price 12/6, plus 2/- p. & p.


3 CM. TEST SET TYPE 205. Brand new. £15, carr. paid.

MAINS POWER UNIT

TYPE 234

(For use with Receiver R1392)

Double Smoothed 200-250 v. 50 c. Input 240 v. 100 mA 6.3 at 6 amps, with Volt Meter reading input and output voltages. Size: 19in. x 10in. x 6½in. Standard Rack Mounting. Price £4/10/- each, plus 10/- carr.



COMPRESSOR AND VACUUM PUMP

(Edwards Type 4). A beautifully constructed pump, coupled with a 24 v. D.C. Motor mounted on rigid steel base, cover and complete with hose coupling Vacuum 10 cm. mercury. Pressure 10 lb. per sq. in. 2.6 cu. ft. per min. Unit in case, size: 16in. x 7in. x 8in. New and boxed £4, plus 10/- postage and packing.

SIGNAL GENERATOR AND WAVEMETER

Type W.1649. Frequency of signal generator: 140 to 240 Mc/s. Accuracy ±0.5 Mc/s. Frequency of Heterodyne Wavemeter: 155 to 255 Mc/s. Accuracy ±0.2 Mc/s. Containing VR.135 and 4-VR.91. 5 meg. crystal. Retractable aerial. Power requirements: 6.3 v. and 120 v. Unit housed in copper lined wooden case. Size: 15½in. x 13in. x 14½in. In good used condition. £2/10/-, plus 10/- packing and carr.

R.1155 Receiver. In used condition but working order. Price £6/5/-, plus 10/- Pkg. and carr.

12 volt Rotary Transformers. 225 v. 100 mA, size 3½in. dia. x 5½in long. Price 30/-, plus 3/- p. and p.

ELECTROLYTIC CONDENSERS. 450 v. Wkg. 525 surge. 8 Mfd, 1/9; 16 Mfd, 2/9; 8x8 Mfd, 3/3; 16x16 Mfd, 4/-; 32x32 Mfd, 4/3; 25 Mfd 25 v. wkg., 1/9. All post paid.

VALVES

VU.111	2/-	12SH7	2/9	12A6	5/-	6SL7	6/6
VR.54	2/-	6K7.G	3/-	OZ4	5/-	6SN7	6/6
6H6	2/-	6SH7	3/3	6L7	5/6	2D21	7/6
12H6	2/-	VR91	4/-	6CQ6	6/-	6V6m	8/6
VT.501	2/6	APT.4	3/6	12SC7	6/6	VR53	5/-
VT.52	2/6	1625	5/-	3Q5	6/6		

Please allow for postage.

Mail Order Enquiries, Telephone: EUSton 8812

Shop and Head Office, Telephone: LANGHAM 0141

BRIMAR/FERRANTI. DAF96 18/- DF96 14/- DK92 18/- DL96 16/- EBC41 14/- EPC83 19/- FCC84 20/- EC085 20/- ECF82 23/- ECH42 18/- EGL80 19/- EFA1 16/- EF49 19/-
 EF80 19/- EL41 16/- EL84 16/- EM71 24/- EY83 17/- OA2 17/- OZ4 17/- PC08 20/- PC08A 24/- PCF82 23/- PCLS2 23/- PL38 24/- PY81 17/- PY84 17/- R 17/- R 17/- R10 84/- R11 20/-
 R12 18/- R12A 18/- R16 27/- R17 17/- R19 20/- UB04 14/- UCH42 18/- UF41 18/- UL14 16/- UY41 11/- VR75/30 17/- VR105/30 17/- VR150/30 15/- IAC8 18/- ID5 17/- IUA3 18/-
 LD8 18/- IRS 18/- IS4 16/- IS5 18/- I74 16/- IUS 18/- IAS 27/- I2A1 19/- I2A2 19/- I2A3 19/- I2A4 19/- I2A5 19/- I2A6 19/- I2A7 19/- I2A8 19/- I2A9 19/- I2AB 19/- I2AC 19/- I2AD 19/- I2AE 19/-
 I2AF 19/- I2AG 19/- I2AH 19/- I2AI 19/- I2AJ 19/- I2AK 19/- I2AL 19/- I2AM 19/- I2AN 19/- I2AO 19/- I2AP 19/- I2AQ 19/- I2AR 19/- I2AS 19/- I2AT 19/- I2AU 19/- I2AV 19/- I2AW 19/- I2AX 19/-
 I2AY 19/- I2AZ 19/- I2BA 19/- I2BB 19/- I2BC 19/- I2BD 19/- I2BE 19/- I2BF 19/- I2BG 19/- I2BH 19/- I2BI 19/- I2BJ 19/- I2BK 19/- I2BL 19/- I2BM 19/- I2BN 19/- I2BO 19/- I2BP 19/-
 I2BQ 19/- I2BR 19/- I2BS 19/- I2BT 19/- I2BU 19/- I2BV 19/- I2BW 19/- I2BX 19/- I2BY 19/- I2BZ 19/- I2CA 19/- I2CB 19/- I2CC 19/- I2CD 19/- I2CE 19/- I2CF 19/- I2CG 19/-
 I2CH 19/- I2CI 19/- I2CJ 19/- I2CK 19/- I2CL 19/- I2CM 19/- I2CN 19/- I2CO 19/- I2CP 19/- I2CQ 19/- I2CR 19/- I2CS 19/- I2CT 19/- I2CU 19/- I2CV 19/- I2CW 19/- I2CX 19/-
 I2CY 19/- I2CZ 19/- I2DA 19/- I2DB 19/- I2DC 19/- I2DD 19/- I2DE 19/- I2DF 19/- I2DG 19/- I2DH 19/- I2DI 19/- I2DJ 19/- I2DK 19/- I2DL 19/- I2DM 19/- I2DN 19/- I2DO 19/-
 I2DP 19/- I2DQ 19/- I2DR 19/- I2DS 19/- I2DT 19/- I2DU 19/- I2DV 19/- I2DW 19/- I2DX 19/- I2DY 19/- I2DZ 19/- I2EA 19/- I2EB 19/- I2EC 19/- I2ED 19/- I2EE 19/- I2EF 19/-
 I2EG 19/- I2EH 19/- I2EI 19/- I2EJ 19/- I2EK 19/- I2EL 19/- I2EM 19/- I2EN 19/- I2EO 19/- I2EP 19/- I2EQ 19/- I2ER 19/- I2ES 19/- I2ET 19/- I2EU 19/- I2EV 19/- I2EW 19/-
 I2EX 19/- I2EY 19/- I2EZ 19/- I2FA 19/- I2FB 19/- I2FC 19/- I2FD 19/- I2FE 19/- I2FF 19/- I2FG 19/- I2FH 19/- I2FI 19/- I2FJ 19/- I2FK 19/- I2FL 19/- I2FM 19/- I2FN 19/-
 I2FO 19/- I2FP 19/- I2FQ 19/- I2FR 19/- I2FS 19/- I2FT 19/- I2FU 19/- I2FV 19/- I2FW 19/- I2FX 19/- I2FY 19/- I2FZ 19/- I2GA 19/- I2GB 19/- I2GC 19/- I2GD 19/- I2GE 19/-
 I2GF 19/- I2GG 19/- I2GH 19/- I2GI 19/- I2GJ 19/- I2GK 19/- I2GL 19/- I2GM 19/- I2GN 19/- I2GO 19/- I2GP 19/- I2GQ 19/- I2GR 19/- I2GS 19/- I2GT 19/- I2GU 19/- I2GV 19/-
 I2GW 19/- I2GX 19/- I2GY 19/- I2GZ 19/- I2HA 19/- I2HB 19/- I2HC 19/- I2HD 19/- I2HE 19/- I2HF 19/- I2HG 19/- I2HH 19/- I2HI 19/- I2HJ 19/- I2HK 19/- I2HL 19/- I2HM 19/-
 I2HN 19/- I2HO 19/- I2HP 19/- I2HQ 19/- I2HR 19/- I2HS 19/- I2HT 19/- I2HU 19/- I2HV 19/- I2HW 19/- I2HX 19/- I2HY 19/- I2HZ 19/- I2IA 19/- I2IB 19/- I2IC 19/- I2ID 19/-
 I2IE 19/- I2IF 19/- I2IG 19/- I2IH 19/- I2II 19/- I2IJ 19/- I2IK 19/- I2IL 19/- I2IM 19/- I2IN 19/- I2IO 19/- I2IP 19/- I2IQ 19/- I2IR 19/- I2IS 19/- I2IT 19/- I2IU 19/- I2IV 19/-
 I2IW 19/- I2IX 19/- I2IY 19/- I2IZ 19/- I2JA 19/- I2JB 19/- I2JC 19/- I2JD 19/- I2JE 19/- I2JF 19/- I2JG 19/- I2JH 19/- I2JI 19/- I2JJ 19/- I2JK 19/- I2JL 19/- I2JM 19/- I2JN 19/-
 I2JO 19/- I2JP 19/- I2JQ 19/- I2JR 19/- I2JS 19/- I2JT 19/- I2JU 19/- I2JV 19/- I2JW 19/- I2JX 19/- I2JY 19/- I2JZ 19/- I2KA 19/- I2KB 19/- I2KC 19/- I2KD 19/- I2KE 19/-
 I2KF 19/- I2KG 19/- I2KH 19/- I2KI 19/- I2KJ 19/- I2KK 19/- I2KL 19/- I2KM 19/- I2KN 19/- I2KO 19/- I2KP 19/- I2KQ 19/- I2KR 19/- I2KS 19/- I2KT 19/- I2KU 19/- I2KV 19/-
 I2KW 19/- I2KX 19/- I2KY 19/- I2KZ 19/- I2LA 19/- I2LB 19/- I2LC 19/- I2LD 19/- I2LE 19/- I2LF 19/- I2LG 19/- I2LH 19/- I2LI 19/- I2LJ 19/- I2LK 19/- I2LL 19/- I2LM 19/- I2LN 19/-
 I2LO 19/- I2LP 19/- I2LQ 19/- I2LR 19/- I2LS 19/- I2LT 19/- I2LU 19/- I2LV 19/- I2LW 19/- I2LX 19/- I2LY 19/- I2LZ 19/- I2MA 19/- I2MB 19/- I2MC 19/- I2MD 19/- I2ME 19/-
 I2MF 19/- I2MG 19/- I2MH 19/- I2MI 19/- I2MJ 19/- I2MK 19/- I2ML 19/- I2MN 19/- I2MO 19/- I2MP 19/- I2MQ 19/- I2MR 19/- I2MS 19/- I2MT 19/- I2MU 19/- I2MV 19/- I2MW 19/-
 I2MX 19/- I2MY 19/- I2MZ 19/- I2NA 19/- I2NB 19/- I2NC 19/- I2ND 19/- I2NE 19/- I2NF 19/- I2NG 19/- I2NH 19/- I2NI 19/- I2NJ 19/- I2NK 19/- I2NL 19/- I2NM 19/- I2NN 19/-
 I2NO 19/- I2NP 19/- I2NQ 19/- I2NR 19/- I2NS 19/- I2NT 19/- I2NU 19/- I2NV 19/- I2NW 19/- I2NX 19/- I2NY 19/- I2NZ 19/- I2OA 19/- I2OB 19/- I2OC 19/- I2OD 19/- I2OE 19/-
 I2OF 19/- I2OG 19/- I2OH 19/- I2OI 19/- I2OJ 19/- I2OK 19/- I2OL 19/- I2OM 19/- I2ON 19/- I2OO 19/- I2OP 19/- I2OQ 19/- I2OR 19/- I2OS 19/- I2OT 19/- I2OU 19/- I2OV 19/-
 I2OW 19/- I2OX 19/- I2OY 19/- I2OZ 19/- I2PA 19/- I2PB 19/- I2PC 19/- I2PD 19/- I2PE 19/- I2PF 19/- I2PG 19/- I2PH 19/- I2PI 19/- I2PJ 19/- I2PK 19/- I2PL 19/- I2PM 19/- I2PN 19/-
 I2PO 19/- I2PP 19/- I2PQ 19/- I2PR 19/- I2PS 19/- I2PT 19/- I2PU 19/- I2PV 19/- I2PW 19/- I2PX 19/- I2PY 19/- I2PZ 19/- I2QA 19/- I2QB 19/- I2QC 19/- I2QD 19/- I2QE 19/-
 I2QF 19/- I2QG 19/- I2QH 19/- I2QI 19/- I2QJ 19/- I2QK 19/- I2QL 19/- I2QM 19/- I2QN 19/- I2QO 19/- I2QP 19/- I2QQ 19/- I2QR 19/- I2QS 19/- I2QT 19/- I2QU 19/- I2QV 19/-
 I2QW 19/- I2QX 19/- I2QY 19/- I2QZ 19/- I2RA 19/- I2RB 19/- I2RC 19/- I2RD 19/- I2RE 19/- I2RF 19/- I2RG 19/- I2RH 19/- I2RI 19/- I2RJ 19/- I2RK 19/- I2RL 19/- I2RM 19/- I2RN 19/-
 I2RO 19/- I2RP 19/- I2RQ 19/- I2RR 19/- I2RS 19/- I2RT 19/- I2RU 19/- I2RV 19/- I2RW 19/- I2RX 19/- I2RY 19/- I2RZ 19/- I2SA 19/- I2SB 19/- I2SC 19/- I2SD 19/- I2SE 19/-
 I2SF 19/- I2SG 19/- I2SH 19/- I2SI 19/- I2SJ 19/- I2SK 19/- I2SL 19/- I2SM 19/- I2SN 19/- I2SO 19/- I2SP 19/- I2SQ 19/- I2SR 19/- I2SS 19/- I2ST 19/- I2SU 19/- I2SV 19/- I2SW 19/-
 I2SX 19/- I2SY 19/- I2SZ 19/- I2TA 19/- I2TB 19/- I2TC 19/- I2TD 19/- I2TE 19/- I2TF 19/- I2TG 19/- I2TH 19/- I2TI 19/- I2TJ 19/- I2TK 19/- I2TL 19/- I2TM 19/- I2TN 19/- I2TO 19/-
 I2TP 19/- I2TQ 19/- I2TR 19/- I2TS 19/- I2TT 19/- I2TU 19/- I2TV 19/- I2TW 19/- I2TX 19/- I2TY 19/- I2TZ 19/- I2UA 19/- I2UB 19/- I2UC 19/- I2UD 19/- I2UE 19/- I2UF 19/-
 I2UG 19/- I2UH 19/- I2UI 19/- I2UJ 19/- I2UK 19/- I2UL 19/- I2UM 19/- I2UN 19/- I2UO 19/- I2UP 19/- I2UQ 19/- I2UR 19/- I2US 19/- I2UT 19/- I2UU 19/- I2UV 19/- I2UW 19/-
 I2UX 19/- I2UY 19/- I2UZ 19/- I2VA 19/- I2VB 19/- I2VC 19/- I2VD 19/- I2VE 19/- I2VF 19/- I2VG 19/- I2VH 19/- I2VI 19/- I2VJ 19/- I2VK 19/- I2VL 19/- I2VM 19/- I2VN 19/-
 I2VO 19/- I2VP 19/- I2VQ 19/- I2VR 19/- I2VS 19/- I2VT 19/- I2VU 19/- I2VV 19/- I2VW 19/- I2VX 19/- I2VY 19/- I2VZ 19/- I2WA 19/- I2WB 19/- I2WC 19/- I2WD 19/- I2WE 19/-
 I2WF 19/- I2WG 19/- I2WH 19/- I2WI 19/- I2WJ 19/- I2WK 19/- I2WL 19/- I2WM 19/- I2WN 19/- I2WO 19/- I2WP 19/- I2WQ 19/- I2WR 19/- I2WS 19/- I2WT 19/- I2WU 19/- I2WV 19/-
 I2WX 19/- I2WY 19/- I2WZ 19/- I2XA 19/- I2XB 19/- I2XC 19/- I2XD 19/- I2XE 19/- I2XF 19/- I2XG 19/- I2XH 19/- I2XI 19/- I2XJ 19/- I2XK 19/- I2XL 19/- I2XM 19/- I2XN 19/- I2XO 19/-
 I2XP 19/- I2XQ 19/- I2XR 19/- I2XS 19/- I2XT 19/- I2XU 19/- I2XV 19/- I2XW 19/- I2XX 19/- I2XY 19/- I2XZ 19/- I2YA 19/- I2YB 19/- I2YC 19/- I2YD 19/- I2YE 19/- I2YF 19/-
 I2YG 19/- I2YH 19/- I2YI 19/- I2YJ 19/- I2YK 19/- I2YL 19/- I2YM 19/- I2YN 19/- I2YO 19/- I2YP 19/- I2YQ 19/- I2YR 19/- I2YS 19/- I2YT 19/- I2YU 19/- I2YV 19/- I2YW 19/- I2YX 19/-
 I2YY 19/- I2YZ 19/- I2ZA 19/- I2ZB 19/- I2ZC 19/- I2ZD 19/- I2ZE 19/- I2ZF 19/- I2ZG 19/- I2ZH 19/- I2ZI 19/- I2ZJ 19/- I2ZK 19/- I2ZL 19/- I2ZM 19/- I2ZN 19/- I2ZO 19/-
 I2ZP 19/- I2ZQ 19/- I2ZR 19/- I2ZS 19/- I2ZT 19/- I2ZU 19/- I2ZV 19/- I2ZW 19/- I2ZX 19/- I2ZY 19/- I2ZZ 19/-

OSMOR (Dept. WW16) 418 Brighton Road, South Croydon, Surrey
 Telephone Croydon 5148/9

Great Britain's Valve



Mail-Order House

POLYTHENE INSULATORS, END CAPS, PLUGS, ETC.

T.V. AERIALS Standard Articles or Special Mouldings AMPLEX APPLIANCES (KENT) LTD.

19 DARTMOUTH ROAD, HAYES, BROMLEY, KENT (RAVensbourne 5531) All export enquiries to ANGLO NETHERLAND TECHNICAL EXCHANGE LTD., 3, TOWER HILL, LONDON, E.C.3.

RADIO HAM SHACK LIMITED SAME DAY VALVE SERVICE

Plus 6d. per valve postage											
1R5	8/6	68A7	7/8	12J5GT	4/-	ERC41	9/-	EZ40	8/-		
185	8/-	6807	7/8	12K7GT	6/-	EBF80	10/6	EZ80	9/-		
384	8/-	68L7GT	6/6	12Q7GT	6/-	ECC83	9/-	KTZ41	5/-		
5U4G	8/-	68N7GT	7/6	12R87	6/6	ECC84	11/6	PCB84	10/-		
5Y3G	8/-	68P7GT	7/6	68S17GT	7/6	ECC85	11/6	PCB85	11/-		
6AM6	9/-	6V6G	7/6	25L2GT	9/-	ECN91	5/6	PY80	9/6		
6BA5	7/6	6X4	6/6	25Z4G	9/-	ECP82	12/6	PY81	10/6		
6BE6	8/-	6X50T	7/6	28D7	3/6	ECH42	10/6	PY82	8/-		
6BG6	6/-	7B7	8/-	35L6GT	9/-	ECL80	10/6	PY83	11/6		
6C6	5/-	7C5	8/-	35Z4GT	9/-	EP89	7/-	PL81	8/6		
6F1	12/6	7C6	8/-	50L6GT	9/-	EH42	10/6	PH42	10/6		
6P60	7/-	7H7	8/6	77	8/-	EP80	10/6	UP41	8/6		
6Q60	5/-	787	9/-	78	8/-	EP85	12/6	UP9	8/6		
6H6	2/6	7Y4	8/-	94	1/6	EP89	12/6	UY41	10/6		
6J5	5/6	908	7/6	D1	1/-	EP95	6/6	VR81	4/6		
6K5G	5/-	915	9/-	F1S0	9/-	EL82	9/6	VR85	8/6		
6K70	6/6	12A7	8/-	FA50	1/6	EL42	11/6	VR150	7/6		
6K7	5/6	12A07	9/-	EAF42	11/6	EL41	11/6	YU111	2/6		
6K70	5/-	12BE6	9/6	EB91	6/6	EM80	10/6	YU133A	2/6		

155, SWAN ACCADE, BRADFORD 1, YORKS.

Switch-tuned F.M. (FREQUENCY CONTROLLED)

a Sensitive Unit of Quality

Size 4½" x 4½" x 5½"
 Wiring diagram and holed chassis available.
 Send S.A.E. for full circuit and constructional information.

FREE CIRCUITS & WIRING DIAGRAMS

T.R.F. Circuits
 Battery Circuits
 Portable Circuit
 S'het Circuits
 Mains Circuits
 Filter Circuits

T.V. Converter Circuits, etc.
 send 10d. in stamps for the lot!

OSMOR
 (Dept. WW16) 418 Brighton Road, South Croydon, Surrey
 Telephone Croydon 5148/9

EVERYTHING IN ELECTRONICS!!



COMMAND TRANSMITTERS. 2.1-3 Mc/s, valved with crystal, 25/-; 3-4 Mc/s, valved with crystal, 25/-; 4-5.3 Mc/s, valved less crystal, 17/-; 5.3-7 Mc/s, valved less crystal, 17/- P. & P. 3/- ea.

COMMAND RECEIVERS. 1.5-3 Mc/s, fully valved, 65/-; 3-6 Mc/s, fully valved 35/- P. & P. 3/- each.

MODULATORS for above, 25/- each. P. & P. 3/-.

62A INDICATOR UNIT. Complete with VCR97 with mu-metal screen. 12-EF50, 4-SP61, 3-EA50, 2-EB34. Plus pots, switches, H.V. Cond., Resistors, Double deck chassis and crystal. Less drive 50/- Carr. 7/6.

BENDIX RECEIVER MN26.C. Covering 150-1500 kc/s in 3 bands. Valves used 5-6K7, 2-6N7, 2-6J5, 1-6F6, 1-6L7. Complete with switching motor and dynamotor. This superb unit has been modified for 12 v. operation. Only 80/- Carriage 8/6.

PARMEKO C CORE TRANSFORMER. inter-valve Transformer. Ratio 4/1 600 ohms CT. 1 1/2 in. x 1 1/2 in. x 2 in. Original cartons. 6/- post paid.

INDICATOR UNIT SLC No. 5. Ideal for conversion into an Oscilloscope using a 139A or ACR 10 tube. Unit consists of 2-VR65's, 1-VR66, various resistors, condensers and pots. Size 11 x 6 x 3 in. Brand new, complete with modification circuit. 20/- P. & P. 3/-.

373 MINIATURE 9.72 I.F. STRIPS. Supplied complete with 3-EF91, 2-EF92, 1-EB91. Ideal for modification to FM Tuner as described on page 107 of the April "Practical Wireless." Price 45/- each.

AMERICAN GEARED MOTOR. 24 v. D.C. with built-in precision gearbox. No. 1 drive 24 R.P.M. No. 2 drive 6 R.P.M. On 12 v. No. 1 drive 16 R.P.M. No. 2 drive 4 R.P.M. Overall size of motor and gearbox 7 1/2 in. x 3 1/2 in. x 3 in., weight 1 lb. 14 oz. Brand New. Only 25/- P. & P. 2/-.

RCAF AMPLIFIER KIT
12 v. input. Vibrator. Pack 250 v. out. OZ4. Microphone Transformer into a 6K6 GT output valve with negative feed back. Size 8 in. x 5 1/2 in. x 8 1/2 in. Brand new, 35/- each. P. & P. 3/-.



3 CM MAGNETRON/KLYSTRONS ASSEMBLY

Includes:—

- 1 725A Magnetron
- 2 723A/B Klystrons
- 2 CV253 Crystal Diodes
- 1 IB24 TR Tube
- 1 CV115 ATR Tube

ASSOCIATED WAVEGUIDE ASSEMBLY PRICE £7 10 0 each. P. & P. 7/6.
PULSE TRANSFORMER and MAGNET for above £3. Carr. 10/-

SPECIAL 'HAM' OFFER!!!!

TEST SET 102
Consists of impregnated mains transformer 200-250 v 50 cycles, 12 v. 2 amp., 6 v. 3 amp. output 280 v. at 80 mA. S.T.C. metal rectifier 80 mA. 1-DET 19, 1-6J5. Bulgin plugs, sockets and pilot lights. Mains leads. Circuit is a multi vibrator locked mains type, with a cathode follower. Can be modified for:

- Audio Amplifier
- Audio Oscillator
- V.F.O.
- External Synchronizer
- Stabilized Power Unit
- Modulator, etc.

Brand new including circuit only 40/- Carr. 5/-

ORIGINAL AR88 MAINS TRANSFORMERS

Input 110 volts—240 v. Output 345-0-345 at 150 mA, 5 v. at 2 amps and 6.4 v. at 4.5 amps. Fully shrouded, size 5 1/2 x 4 x 4 1/2 in. Brand new, 50/- P. & P. 3/-.

Relda Radio Ltd

(Dept. "W"). 32A, Coptic Street, London, W.C.1.
Phone: MUSeum 9607.

R.F. UNITS
R.F. 24, 20-30 Mc/s, 8/6 each
R.F. 25, 40-50 Mc/s, 8/6 each
R.F. 26, 50-65 Mc/s, 28/- each
All valved. Postage 3/- on each.

AMERICAN TUNING UNITS.
TU-7-B 4500-6200 KC
TU-8-B 6200-7700 KC
TU-10-B 10,000-12,500 KC
Price 14/- each. P. & P. 4/-.

U.S.A. INDICATOR BC929A. Complete with 3 BPI, shield and holder. Aerial switching unit, 7 valves: 2-6H6GT, 1-6X5GT, 1-2X2, 1-6G6, 2-62N7. Brand new. Original cartons. With modification circuit 60/- Carr. 7/6.

VIBRATOR PACK. 6 v. input, 230 v. output at 100 mA, complete 4-pin vibrator, OZ4 rectifier. Fully smoothed, 25/6 each. P. & P. 2/6.

R109 RECEIVERS. 8 valves: 5 AR 12's, 3 AR 8's, covering 1.8—8.5 Mc/s on two frequency bands. Contains 6 v. Vibrator Pack and built-in 3 1/2 in. Goodmans speaker, operates from 6v. battery, consumption 1 1/2 amps. Housed in metal case 13 x 12 x 1 1/2 in. Designed for mobile or ground station. Operates with any normal aerial. Complete and tested, including circuit. Very good condition. Only 80/- Carriage 7/6.

U.S.A. INTERPHONE AMPLIFIER
This unit uses 2-6V6's. Includes microphone transformer, output transformer, sidetone transformer, 60 mA choke. Fuse holders and double pole 10 amp. switch. Dynamotor, 12 v. input, 250 v. output at 50 mA. Size 9 x 9 x 5 in. Brand new (less valves) only 55/- Carr. 5/-.

TANNOY AMPLIFIER. With 4 6L6's in parallel, push-pull handling from 30 to 60 watts. 200-250 v. input. Complete with all leads, hand microphones, plugs and spares. Housed in wooden transit case 17 1/2 x 15 1/2 x 2 1/2 in., with full operating instructions and circuit. Fully tested. ONLY £20. Speakers for above, 25/- each.

HOOVER ROTARY TRANSFORMERS. 11.5 v. input, 490 v. output at 65 mA and 6 v. input 300 v. output at 75 mA. Guaranteed and tested, only 27/6. P. & P. 2/6.

HIGH RESISTANCE HEADPHONES. Type Mk. IV 4,000 ohms, with cord and plug. Brand new 11/6 each. P. & P. 1/6.


AMERICAN ROTARY CONVERTORS
With cooling Fan. Input 12 v. D.C. Output 300 v. at 90 mA. Completely suppressed. Brand new. 19/- each. Plus P. & P. 3/-.

COMMERCIAL TELEVISION CONVERTER

SUITABLE ANY T.V. using lower side band NO ALTERATIONS TO SET

Complete with built-in power supply, 230-250 v. A.C. mains. Case 5 1/2 in. long, 3 1/2 in. wide, 4 1/2 in. high. Incorporating gain control and band switch.


£3/19/6 Plus Post & Packing 2/6. HIRE PURCHASE TERMS AVAILABLE. 3 element folded dipole I.T.A. loft AERIAL, 15/- P. & P. 2/-. Co-ax. cable 8d. yard.



Illustrated with cover removed.

Coverage 120 Kc/s.-230 Kc/s., 300 Kc/s.-900 Kc/s., 900 Kc/s.-2.75 Mc/s., 2.75 Mc/s.-8.5 Mc/s., 8 Mc/s.-28 Mc/s., 16 Mc/s.-56 Mc/s., 24 Mc/s.-54 Mc/s. Metal case 10 1/2 in. x 8 1/2 in. x 4 1/2 in. Size of scale, 6 1/2 in. x 3 1/2 in. 2 valves and rectifier. A.C. mains 230-250 v. Internal modulation of 400 c.p.s. to a depth of 30 per cent., modulated or unmodulated R.F., output continuously variable 100 millivolts, C.W. and mod-switch, variable A.F. output and moving coil output meter. Grey hammer finish case and white panel. Accuracy plus or minus 2%.

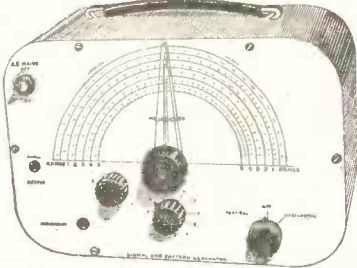
SIGNAL GENERATOR



£4/19/6 or 24/- deposit and 2 monthly payments 25/-. P. & P. 4/6 extra.

SIGNAL & PATTERN GENERATOR

Coverage 7.6 Mc/s.-210 Mc/s. in five bands, all on fundamentals, slow motion tuning audio output, 8 vertical and horizontal bars, logging scale. In grey hammer finished case with carrying handle. Accuracy ± 1%. A.C. mains 200-250 v.



£6/19/6 P. & P. 5/6. Or £2 deposit, P. & P. 5/6 and 4 monthly payments of 27/6.

COMPLETELY BUILT PORTABLE AMPLIFIER

Approx. size 6 1/2 x 2 1/2 incorporating 2 valves, contact-cooled metal rectifier, bass and treble lift controls and double wound mains transformer **39/6** Plus P. & P. 230-250 v.

5" P.M. SPEAKER AND O.P. TRANSFORMER if purchased with the above 18/6. Plus P. & P. 1/6.

COLLARO 4-SPEED AUTOMATIC CHANGER

Model 456. A.C. Mains 200/250v. Turnover crystal head. Brand new. **£8.19.6** Fully guaranteed. (Suitable for use with above amplifier.) P. & P. 5/-. Or £3 deposit plus P. & P. 5/- and 6 monthly payments of £14/-.

AC/DC MULTI-METER KIT



Comprising 2in. moving coil meter, scale calibrated in A.C./D.C. volts, ohms and milliamperes. Voltage range A.C./D.C. 0-10. 0-100 and 0-500 Milliamperes 0-10, 0-100; ohms 0-10,000. Front panel, range switch, wire wound pot (for ohms zero setting), two toggle switches, resistors and meter rectifier.


Complete in case, grey **19/6** P. & P. 1/6, hammer finish. Point to point wiring diagram 1/-, free with kit.

4 VALVE ALL-DRY SUPERHERT PORTABLE KIT

incorporating ferrite rod aerial

Medium and long waves. In grey leatherette. Size 9in. x 7in. x 6in. Valve line up IT4, IR5, IS5, 3V4. Complete kit of parts (less batteries)


£5/19/6 Plus 3/6 Post and Packing.



RADIO AND T.V. COMPONENTS (ACTON) LTD.
23, ACTON HIGH STREET, LONDON, W.3
GOODS NOT DISPATCHED OUTSIDE U.K.

MAYCO ELECTRIC COMPANY
Now in stock, The new **STIRLING**

F.M. TUNER



Price **£13.13.0**


Complete with its own power pack and polished wooden cabinet. Nothing else to buy. Will work with any amplifier, record changer, radio or radiogram. Full, clear instructions with each tuner. Fully guaranteed.

Also in stock **STIRLING I.T.A. - B.B.C. TELEVISION CONVERTER**

Guaranteed 12 months.

Complete with its own power supply. Easily fitted. Cash with order. We pay the postage.

Price **£6.6.0**



MAYCO ELECTRIC CO.

Trade enquiries welcome

43 ROSEBERY AVE., LONDON, E.C.1 Telephone: Terminus 8355-5959

NEW ZEALAND

Radio Mechanics

Applications for posts with the New Zealand Post and Telegraph Department are invited from fully experienced single men between 21 and 30.

Excellent pay and conditions. Free passages are granted to successful applicants. For full information apply to New Zealand Migration Office, Adelphi Building, John Adam Street, London, W.C.2, quoting this advertisement.

LYONS RADIO LTD.

BATTERY CHARGER COMPONENTS. Full wave, bridge type selenium rectifier for charging up to 12 v. at 4A. PRICE 16/6, post 1/6. Charger transformer; Pri: 200/250 v. 50 cps. mains and Sec. tapped, 3.5 v., 9 v. and 17 v. for use with above rectifier for providing an output of 2 v., 6 v. or 12 v. at 4A. PRICE 17/6 post 1/6. SPECIAL PRICE, both items together 30/-, post 2/-.

0.500 MICRO-AMMETERS. M/c. type 2 1/2 in. dia. New batch just received enables us to re-offer these fine meters for ONLY 17/6, post 1/6.

INDICATOR UNITS TYPE 233. Contain stacks of useful components and cathode ray tube type VCR97 and 11 valves (2-VR92, 3-VR54, 1-VR116, 2-VR65, 3-VR91). In used but good condition. PRICE ONLY 50/- or less valves but with C.R.T. PRICE ONLY 30/-, Carriage 8/6.

HIGH VOLTAGE CONDENSERS. 0.4 x 0.4 mfd. 7,500 v. wkg. Pyranol capacitors made by General Electric of U.S.A. Overall size: 8 1/2 in. high x 4 1/2 x 3 1/2 in. PRICE 12/6, post 3/-.

ELECTRIC SPRAY GUNS. For spraying cellulose, lacquer, enamel paint, oil bound distemper, light oils etc. Operate from 200/250 v. A.C. 50 cps. mains (other voltages to special order). Ideal for those jobs in the Workshop, Home Decorating, Car etc. Supplied with assorted jets, filter, ceiling adaptor, two containers and long flex. You just plug-in and spray this modern, quick, easy and economical way. Brand new with maker's instruction leaflet and guarantee. PRICE 75/-, post 3/-.

3 GOLDHAWK ROAD (Dept M.W.), SHEPHERD'S BUSH, LONDON, W.12
Telephone: Shepherd's Bush 1729

C.R.T. ISOLATION TRANSFORMERS

For Cathode Ray Tubes having Heater/Cathode short circuit for C.R. Tubes with falling emission. Type A. Low leakage windings. Ratio 1:1.25 giving a 25% boost on Secondary.


RESISTORS. All values. 10 ohms to 10 meg., 1/4 w. 4d.; 1/2 w. 6d.; 1 w., 1/-. HIGH STABILITY, 1/2 w., 1/-. All preferred values 100 ohms to 10 meg.

I.F. TRANSFORMERS 7/6 pair 465 Kcs Slug tuning Miniature Can 2 1/2 x 1 1/2. High Q and good hand winding. By Fre Radio. Data sheet supplied.

CRYSTAL MIKE INSERT by Acos Precision engineered. Size only 1 1/2 x 1 1/2 in. Bargain. Price 6/6. No transformer required.

SUPERHET COIL PACK 27/6 Miniature size 2 1/2 x 2 1/2 in. HIGH Q dust coat coils. SHORT MED. LONG. Gram switching with connection diagram and 5 valve circuit. 465 Kcs/L.F.

KNABS GOLD ENGRAVED. Walnut or Ivory. 1 1/2 in. diam., 1/6 each. "Focus," "Contrast," "Brilliance," "Brilliance-On/Off," "On-Off," "Volume," "Volume-On-Off," "Tone," "Tuning," "Trebles," "Bass," "Wavechange," "Radio Gram," "S.M.L. Gram," "Record-Play," "Brightnes," ditto, not engraved, 1/-.



1957 RADIOGRAM CHASSIS THREE WAVEBANDS S.W. 18 m. - 50 m. M.W. 200 m. - 550 m. L.W. 800 m. - 2,000 m. LATEST MULLARD ECH 2, EF41, EBC41, EL41, ELZ40 12 month Guarantee. A.C. 200/250 v. 4-way switch. Short-Medium-Long-Gram. A.V.C. and Negative feedback. 4.2 watts. Chassis 1 1/2 in. x 3 1/2 in. x 2 1/2 in. Glass Dial 10 x 4 1/2 in. horizontal or vertical available. 2 Pilot Lamps. Four Knobs, Walnut or Ivory, signed and calibrated. Chassis isolated from mains.

BRAND NEW £10.10.0 Carr. 4/6. TERMS: Deposit £5/5/- and 6 monthly payments of £1. MATCHED SPEAKERS FOR ABOVE CHASSIS: 8in., 17/6; 10in., 25/-; 12in., 30/-.

RECOMMENDED FOR ABOVE CHASSIS

★ COLLARO ★ HIGH FIDELITY AUTOCHANGER 1957 MODEL RC456 For 7", 10" 12" Records 16, 33, 45, 78 r.p.m. 4 SPEEDS - 10 RECORDS WITH STUDIO "O" PICK-UP BRAND NEW IN MAKER'S BOXES OUR PRICE £9.15.0 Post free.

B.S.R. MONARCH 4-SPEED AUTOMATIC RECORD CHANGERS 1957 MODELS Brand new and fully guaranteed 12 months.

NOT JOB LINE REJECT STOCK Designed to play 14, 33, 45, 78 r.p.m. Records 7in., 10in., 12in. Lightweight Xtal pick-up, turnover head, two separate sapphire stylus, for Standard and L.P. Each plays 2,000 records. Voltage 200/250 A.C.

FAMOUS MAKE 4-speed Motor and Turntable with selecting switch for 16, 33, 45 and 78 r.p.m. records. 200/250v. A.C. 60 c.p.s. Also Lightweight pick-up with Xtal turnover head, separate Sapphire stylus for L.P. and standard records. SPECIAL OFFER. THE TWO £4/12/6, post 2/6. 14X12in. Cut Out board 6/-.

AMPLIFIER/PORTABLE RECORD PLAYER CABINET Six 17 1/2 x 1 1/2 x 7 1/2 in. Motor Board 16 1/2 x 1 1/2 x 1 1/2 in. SPACE FOR ANY SINGLE RECORD PLAYER, TWIN SPEAKERS and AMPLIFIER etc. BARGAIN PRICE 45/-

CHAMPION (VHF) FM TUNER 88 to 96 Mc/s. 5 MULLARD VALVES and SUPERHET TUNING HEART Maroon and cream receiver styled cabinet 6' x 12' x 6'. Features: This is a self-powered 200-250V a.c. VHF (F.M.) Adaptor with operating and service data, and a screened lead for connection to pick-up sockets of any radio, radiogram or amplifier. Brand new with 12 months guarantee. List price 16 gns. Our price 10 gns., carr 4/6.

TELETRON BAND III CONVERTER

For London, Midland and Northern I.T.A. Suitable all T.V. makes, T.R.F. or Superhet. Coils, valves, components, chassis, wiring plans. COMPLETE KIT for mains operation 200-250 v. A.C. £3/10/-. AS ABOVE less POWER PACK. Requires 200 v. 30 mA. H.T. 6.3 v. 6 a. L.T. £2/5/-. Mark II cascade £1 extra each Kit.

Volume Controls 80 ohm Coaxial

Midget size Long spindles. Guaranteed 1 year. All values. 10,000 ohms to 2 Meg. No. Sw. S.P.S.W. D.P.S.W. 3/- Lin or 4/- For Tracks 4/9 STANDARD QUALITY I.T. Coaxial... 8d. yd.

COAXIAL PLUGS 1/- DOUBLE SOCKET 1/3 SOCKETS 1/- OUTLET BOXES 4/6 BALANCED TWIN FEEDERS per yd. 6d. 8/10 or 3/10 TWIN SCREENED BALANCED FEEDER 1/2 yd. 8/0 ohms. TRIMMERS, Ceramic, 30, 50, 70 pf., 9d. 100 pf., 15/0 pf., 1/8. 250 pf., 1/6. 600 pf., 1/9. Philips 1/2 ea.

ALUMINIUM CHASSIS. 18 s.w.g. Plan, undrilled, with 4 sides, riveted corners and lattice fixing holes, with 2 1/2 in. sides, 7 x 4 in.; 4/6; 9 x 6 in.; 5/9; 11 x 7 in.; 6/9; 13 x 9 in.; 8/6; 14 x 1 1/2 in.; 10/6; 15 x 1 1/2 in.; 12/6; and 18 x 1 1/2 in., 1/6/6.

12/6 PURETONE RECORDING TAPE 1,200 ft. on standard fitting 7" Plastic reels. Brand new, boxed, 12/6. Spare Spools 5" metal, 1/6; 7" Metal 2/3 FERROTYPE 1,200ft. Plastic Tape 25/-

SENTRECEL RECTIFIERS. E.H.T. TYPE FLY-BACK VOLTAGES. K3/25 2 kv., 5/-; K3/30 3.2 kv., 7/-; K3/45 3.6 kv., 7/6; K3/60 4 kv., 8/-; K3/100 8 kv., 14/6 MAINS TYPE, RM1, 125 v. 60 ma., 5/-; RM2, 100 ma., 5/-; RM3, 120 ma., 8/-; RM4, 200 v. 275 ma., 16/- MINIMATURE CONTACT COOLED RECTIFIERS. 250 v. 60 ma., 8/6; 250 v. 85 ma., 9/6. COLLS. Wearite "P" type. 3/- each. Osamor Midget "C" type adj. dust cover from 4/- each. All ranges. TELETRON. L. & Med. T.R.F. with reaction, 3/3. PERRITE ROD AERIALS. H.W. 8/9; M. & L. 12/6. T.R.F. COLLS. A/H.P. 7/- pair. H.V. CHOKES 2/6.

JASON F.M. TUNER COIL SET. 26V. H.F. coil, aerial coil, Oscillator coil, two I.F. Transformers 10.7 Mc/s., Detector transformer and heater choke. Circuit and component book with 48 pages. 8/6. J.B. Chassis and Dial, 1/9. Complete kit, £5/18/6. With Jason superior calibrated dial, £8/15/-.

CONDENSERS. New stock. .001 mfd. 7 kv. T.C.C., 5/6. Dito 20 kv., 9/6; 100 pf. to 500 pf. Micas, 6d.; Tubular 400 v., 80 pf. to 31 mfd., 9d.; 95 v., 1/-; 25, 1/6; 5, 1/8; 1/350 v., 9d.; 0.1 mfd. 2,000 v., 3/6 CERAMIC CONDS. 500 v., 3 pf. to .01 mfd., 10d. SILVER MICA CONDENSERS. 10% 5 pf. to 500 pf., 1/-; 600 pf. to 3,000 pf., 1/3. DITTO 1 1/2 pf. to 500 pf., 1/9; 515 pf. to 5,000 pf., 2/-.

NEW ELECTROLYTICS. FAMOUS MAKES TUBULAR TUBULAR CAN TYPES 1/3x1/2 v. 2/- 100/25 v. 3/- 8 & 16/500 v. 5/- 2/450 v. 2/3 8 & 15/500 v. 16 & 16/500 v. 5/- 4/450 v. 2/- 16 & 16/500 v. 6/- 6,000 mfd. 6 v. 6/6 8/450 v. 2/3 CAN CAPES 32 & 32/350 v. 4/8 8/500 v. 2/9 Clips 3d. 32 & 32/450 v. 6/6 16/450 v. 3/6 16/450 v. 3/6 64 & 120/275 v. 7/6 16/500 v. 4/- 32/350 v. 4/- 60 & 100/250 v. 11/6 25/25 v. 5/8 64/350 v. 5/6 100 & 200/275 v. 1/2 1/9 100/275 v. 5/6 1,000 & 1,000/6 v. 6/6 50/50 v. 2/- 500/12 v. 3/- FULL WAVE BRIDGE SELENIUM RECTIFIERS. 2 & 6 or 12 v. 13 amp., 8/9; 3 & 11; 4, 3/4. OSAMOR TRANSFORMERS. Pinned Invar. 200/250 v. for charging at 2.5 or 12v 1/4. 15/6; 2a. 17/6; 4a. 2/6

All Boxed	VALVES	New & Guaranteed
1B5	8/6	EAB090 8/6
1B5	8/6	EB91 8/6
1T4	8/6	EBC33 8/6
3V4	8/6	EB41 10/6
3V4	8/6	EBN7 8/6
5Y4	8/6	EBV8 7/6
5Y4	8/6	EBV8T 8/6
6X4	10/6	ECP82 10/6
6AM6	8/6	ECH49 10/6
6B8	5/6	ECL80 8/6
6B8	5/6	ECL82 12/6
6B8	5/6	EF39 7/6
6B8	5/6	EF47 10/6
6B8	5/6	EF50 5/6
6B8	5/6	EF51 5/6
6B8	5/6	EF52 5/6
6B8	5/6	EF53 5/6
6B8	5/6	EF54 5/6
6B8	5/6	EF55 5/6
6B8	5/6	EF56 5/6
6B8	5/6	EF57 5/6
6B8	5/6	EF58 5/6
6B8	5/6	EF59 5/6
6B8	5/6	EF60 5/6
6B8	5/6	EF61 5/6
6B8	5/6	EF62 5/6
6B8	5/6	EF63 5/6
6B8	5/6	EF64 5/6
6B8	5/6	EF65 5/6
6B8	5/6	EF66 5/6
6B8	5/6	EF67 5/6
6B8	5/6	EF68 5/6
6B8	5/6	EF69 5/6
6B8	5/6	EF70 5/6
6B8	5/6	EF71 5/6
6B8	5/6	EF72 5/6
6B8	5/6	EF73 5/6
6B8	5/6	EF74 5/6
6B8	5/6	EF75 5/6
6B8	5/6	EF76 5/6
6B8	5/6	EF77 5/6
6B8	5/6	EF78 5/6
6B8	5/6	EF79 5/6
6B8	5/6	EF80 5/6
6B8	5/6	EF81 5/6
6B8	5/6	EF82 5/6
6B8	5/6	EF83 5/6
6B8	5/6	EF84 5/6
6B8	5/6	EF85 5/6
6B8	5/6	EF86 5/6
6B8	5/6	EF87 5/6
6B8	5/6	EF88 5/6
6B8	5/6	EF89 5/6
6B8	5/6	EF90 5/6
6B8	5/6	EF91 5/6
6B8	5/6	EF92 5/6
6B8	5/6	EF93 5/6
6B8	5/6	EF94 5/6
6B8	5/6	EF95 5/6
6B8	5/6	EF96 5/6
6B8	5/6	EF97 5/6
6B8	5/6	EF98 5/6
6B8	5/6	EF99 5/6
6B8	5/6	EF00 5/6

NEW AND ENLARGED SHOWROOMS NOW OPEN Our written guarantee with every purchase. Please address all Mail Orders correctly as below

RADIO COMPONENT SPECIALISTS 337 WHITEHORSE RD., WEST CROYDON OPEN ALL DAY—(Wed. 1 p.m.) CATALOGUE 6d. Tel. THO 1665. Buses 133 or 68 pass door. S.R. Stn. Selhurst. 48-hour postal Service, P. & P. 11/-, £2 orders post free (Export extra.) C.O.D. Service 11/6

Spectone

FIVE-FIFTEEN

AMPLIFIERS

A TRIBUTE FROM
MR. P. WILSON, M.A.

Technical Editor of the "Gramophone"

"All the components used in the Spectone amplifiers are of the highest quality and the workmanship is first class: I give them full marks."

Write for descriptive leaflet with full technical specifications



The
WINDSOR
POWER AMPLIFIER with PRE-AMPLIFIER

Volume Control, Bass and Treble Controls and Input Selector Switch on chassis. Two inputs; one for radio tuner or pre-amplifier and the second for a pick-up. Treble Control continuously variable from + 16 db to - 15 db at 10 Kc/s. Bass Control continuously variable from + 18 db to - 12 db at 20 c/s.

£24/17/6

SPECTO LTD. Vale Rd Windsor

THE BRITISH NATIONAL RADIO SCHOOL

ESTD. 1940

NOW IN OUR SEVENTEENTH YEAR AND STILL

**NO B.N.R.S. STUDENT
HAS EVER FAILED**

to pass his examination(s) after completing
our appropriate study course

A new **P.M.G.** "Home Study" course covering the whole of Part I and 90% Part 2 (including morse on L.P. records). If you are intending to become a Marine Radio Officer this course can save you £150 or more.

A.M.Brit.I.R.E., CITY and GUILDS, and P.M.G.
EXAMINATIONS, and now

MORSE CODE

New L.P. Records

Can be "played back" at 16, 33, 45 and 78 r.p.m. to give morse speeds of 4-25 w.p.m. Skillfully arranged figure and cypher groups.

Agencies available in all overseas English-speaking countries

PRINCIPAL,
BRITISH NATIONAL RADIO SCHOOL
66 ADDISCOMBE ROAD, CROYDON, SURREY
Tel. ADDiscombe 3341

BAND III CONVERTOR

for ANY SET in ANY AREA

This unit has been widely used since I.T.A. Transmissions began to convert all types of sets, Superhet and T.R.F., to receive on Band III.

Unlike many other convertors this unit is small enough to be fitted inside your cabinet, enabling the job to appear finished and perfectly safe for all to use.

The wiring is simple to follow, and alignment is not difficult.

- IT will convert any set, any age, T.R.F. or Superhet.
- IT includes station switching.
- IT provides pre-set contrast balancing.
- IT uses only one aerial input for both bands.
- IT provides manual tuning on Band III.
- IT is totally screened
- IT completely rejects unwanted signals.
- IT requires no additional power supply where either 6.3 v. or .3 amp. heater is available.

CONVERTOR wired and aligned with fitting instructions	£3 10 6
KIT complete in every detail, less knobs	£2 10 6
KNOBS each	1 0
CIRCUIT and instructions in detail (free with kit)	1 6
KITS made up by customers checked and aligned, including post	12 6

When ordering please state present B.B.C. Station and I.T.A.

Orders over £2 post free.

C. & G. KITS


285, LOWER ADDISCOMBE ROAD
ADDISCOMBE, CROYDON, SURREY

Phone: ADDiscombe 5262

(TERMS AVAILABLE)

17" T.V. CHASSIS

17in. rectangular tube on adapted chassis. Latest improved circuits. Higher E.H.T. (brilliant picture). Improved sensitivity (for greater range). Chassis easily adapted to any cabinet. **TURRET TUNER 50/- extra.** All channels. Less valves. With 5 valves **£21/19/6.** With all valves **£25/19/6.**




£19.19.6!!

Valve line-up. (5 valves: 2-6D2, 6SN7G, 6P25 and EY51), others: 7-6F1, EL38, 6L18. These may be on YOUR shelf! Chassis size: 11½in. x 14½in. x 11in. **12 MONTHS' GUARANTEE** on tube. 3 months' guarantee on valves and chassis. Ins., carr. 25/- (incl tube). State B.B.C. channel (and I.T.A. if Turret Tuner required).

14" T.V. CHASSIS, TUBE & SPEAKER £13.19.6

As above with 14" round tube. Modified ready working. Less valves. 3 months' guarantee. With 5 valves **£15.19.6.** With all valves **£19.19.6.** Ins., carr., 25/- (incl. tube). **TURRET TUNER 50/- extra.**

BEAUTIFUL EXTENSION SPEAKER



Complete. Fitted with Bin. P.M. speaker. "W.B." or "Goodmans" of the highest quality. Standard matching to any receiver. 2-5 ohms. Flex and switch included. Unrepeatable at this price. Money-back guarantee if not completely satisfied. Ins., carr. 3/6.

CANDELABRUM 19/9.

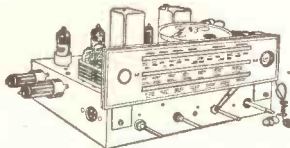
Attractive 3-light lounge fitting. Complete with flex and lampholders, and three shades in glass or plastic. Special purchase enables us to sell at this very low price. Ins. post 2/9.

8" P.M. SPEAKERS.

Stocks cannot last. Ideal for fitting in small cabinet or cupboard door. Let the lady of the house follow that T.V. or radio programme. P. & P. 1/9.

ARGOSY PUSH-PULL RADIOGRAM CHASSIS 139/6.

8 valve, uses 2-EL42, 2-EBF80, ECH81, EBC41, EZ80, EM34. Latest models. 3 wave band and gram. Switched. Over 10 watts output. Full tone range. 4 knob control. Size 12in. x 7½in. x 7½in. Less valves. Ins., carr. 5/6.



T.V. AERIALS 25/6.

For all I.T.A. and F.M. channels. 3-element type for outdoor or loft, at half their original price. P. & P. 2/6.

ELECTRIC CONVECTOR HEATER

99/6. Buy now before winter catches you on the hop!! Hotter and cheaper than oil. A.C./D.C. Switched for 1 or 2 k/watts. Illuminated grille. Ins., carr. 10/6.



ELECTRIC FIRES 17/6.

200-250 volt, 750 and 1,000 watts. Universal mains. Ins., carr. 3/6.

ELECTRIC FIRES 29/6.


Pencil element with reflector and carrying handle. Beautiful finish. Amazing heat. 1 kilowatt. 200/250 volts. P. & P. 3/6.

HEADPHONES 1/9.

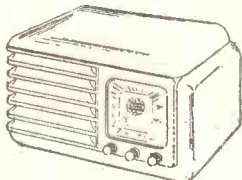
Single earphone and headband. C-LR type. Ideal for crystal sets, extension on radio, etc. P. & P. 1/3.

SELF-FEED SOLDERING

6-12 volt, 100-125 volt, 25/6. 6-12 volt, 200-240 volt, 45/-, Made for the American market. Car battery or mains. Export quality. Complete in light carrying case. Reel of solder and spare parts. P. & P. 2/9.




A.C./D.C. MIDGET RADIO 99/6



5 valve, CCH35, EF39, EBC33, CL33, 35Z4 or metal rec., 3 control knobs. Switched for gram. In attractive brown plastic cabinet. 15in. x 7½in. x 9in. Ins., carr. 4/6.

 ★ **RECTANGULAR T.V. TUBES (USED)** ★
 ★ 12 MONTHS' GUARANTEE ★
 ★ 17in. £7/10/-, 14in. £5/10/- ★
 ★ 6 months' full replacement, 6 months' progressive. Made possible by the high quality of our tubes. Ins., carr. 15/6. ★
 ★ **CONVERT YOUR 9" 10", 12" to 14" 15", 16".** ★
 ★ Our pamphlet is FREE and in many cases costs only the tube to give you these giant pictures. ★
 ★ **SPECIAL OFFER.** 14in.-15in.-16in. T.V. ★
 ★ TUBES. £5. Perfect. See them working. ★
 ★ **12" T.V. TUBES £6.** 15/6 Ins., carr. on all ★
 ★ tubes. ★

HOME RADIO 79/6



5 valve (octal) s/het 3 w/band receiver. A.C. Gram. P.U. sockets. In wood cabinet 18½in. x 11½in. x 8½in. Ins., carr. 7/6.

MAINS TRANSFORMERS

350-0-350 v. 80 m/a., 4 v.-4 v. heaters, 200-250 v. prim. 3/9.
 350-0-350 v. 80 m/a., 12 v.-4 v. heaters, 200-250 v. prim. 2/9.
 280-0-280 v. 80 m/a., 6 v.-4 v.-4 v., 200-250 v. prim. 5/9.
 (Drop through, half shrouded.) All above 2/3 post.
 425-0-425 v. 5 v., 6 a.-6.3 v. 6 a., 200-250 screened primary. P. & P. 17/6.

Boxed VALVES 3 Months' Guarantee							
1S5	4/9	77	3/9	ECH42	8/9	PEN46	12/-
6AM6	7/9	210LF	3/9	EF41	8/9	PEN220	3/9
6H6M	1/9	210VPT	3/9	EF50	2/9	PP225	3/9
6N7GT	4/9	7193	3/9	EL32	6/9	RL37	1/9
6BB8	3/9	AR6	1/9	KTW61	5/9	VR21	1/9
5S67	3/9	CV183	3/9	L410	1/9	VW48	9d.
3D2	3/9	EB34	1/9	LP220	1/9	EF37	4/9
12BE6	6/9	ECC81	8/9	ML4	1/9	EF37A	4/9

AMERICAN TYPES U.X. ALL AT 3/9 each

18	75	6D6	25R
42	78	6A7	301 Barreter
80	1D6	6CS	302 Barreter

T.V. CHASSIS TO CLEAR 59/6

Complete chassis by famous manufacturer. R.F. E.H.T. unit included. Drawing 2/6 or FREE with order. Chassis in 3 separate units (power, s/vision, time base interconnected). These chassis can easily be fitted into existing console cabinets. Less valves and tube. Channels 1-2, 3-5. Easily converted to I.T.A. Ins., carr. 10/6.

T.V. CONSTRUCTOR CHASSIS

Sound and vision strips 25/6. Tested working, complete less valves. 1.Fs. 16-19.5 mc/s. P. & P. 2/6. Drawing 2/6 or FREE with order.

POWER PACK 29/6. 6-10 KV. R.F. E.H.T. unit included. Tested working, less valves. Drawing 2/6 or FREE with order. Ins., carr., 5/-.

TIME BASE 15/6. Tested, working. Inc. focus unit, etc. Less valves. P. & P. 3/6.

CO-AX CABLE 6d. yd. Good quality, cut to any length. Post on 20 yards 1/6. 100 yards 45/-, post 3/6.

Send for FREE 1958 catalogue just released. Open Saturday ALL DAY.

LIVERPOOL ST. STN. TO MANOR PARK—10 MINS.


DUKE & CO.

(Dept. 6), 621/3 Romford Road, Manor Park, E.12.

Tel.: ILF 6001-3.



● EDDYSTONE "888"
for perfect reception on amateur
bands. Price £110.
Purchase Tax Free



● EDDYSTONE "840A"
tunes 10 to 610 metres. A robust
AC/DC Communications receiver
suitable for use in any climate.
Price £55. Purchase Tax Free.



Fully descriptive brochure on these unique models post free on request from
WEBB'S RADIO, 14 SOHO STREET, OXFORD STREET, LONDON, W.1. Tel.: GERrard 2089

Shop Hours : 9-5.30 (Thursdays 7 p.m.) Saturdays 9-1 p.m.

Three of the several

EDDYSTONE

— RECEIVERS —

in stock at Webb's

EDDYSTONE '870'

For
AC/DC
Operation



Small in size—mighty in performance!

Price £34.16.0 inc. Purchase Tax.

Four ranges cover :

Band 1. .18 Mc/s. to 5.9 Mc/s. (16.66 to 50.7 metres)

Band 2. .63 Mc/s. to 1.95 Mc/s. (47.6 to 153.8 metres)

Band 3. .1500 kc/s. to 540 kc/s. (200 to 556 metres)

Band 4. .380 kc/s. to 150 kc/s. (789 to 2000 metres)

HOME RADIO LTD

for the

E.A.R. TRIPLE FOUR ULTRA LINEAR AMPLIFIER



Four stage, six watt, push-pull output. Independent Bass, Treble, and equalisation controls. Power supply take off available for the F.M. tuner. Ideal for Home High Fidelity reproduction.

PRICE £11.11.0

(Special high gain version with input for microphone or variable reluctance pick-up 14 gns.)

SWITCHED V.H.F. TUNER

F.M. reception at its simplest and best. The programme you want at the turn of a switch. Automatic frequency control ensures absolute stability and freedom from drift. Complete with front panel with station names.

PRICE £15.12.9

Leaflet on request

HOME RADIO (MITCHAM) LTD
187, LONDON ROAD, MITCHAM, SURREY.

MITcham 3282



**REFINEMENTS
WORTH MUCH
MORE THAN
52 Guineas Portable
38 Guineas Adaptape**

*Collaro Mark III deck
3-speed, twin track
New type power pack
Mullard valves throughout
3-digit rev. counter.*

Come and hear them or write for full facts and figures. Both well worth knowing all about.

SONOMAG LTD.

2 ST. MICHAEL'S RD., STOCKWELL, S.W.9. TEL: BRI 5441

Hours of Business:

9-6 Weekdays

9-1 Saturday

GEE Bros. RADIO Ltd.

ADJOINING LEICESTER SQ TUBE STATION

15, LITTLE NEWPORT STREET, LONDON, W.C.2. Telephone: GERrard 6794/1453

For QUALITY—CIVILITY—RELIABILITY and VALUE!

BAKER SELHURST "HI-FI MASTER" SPEAKER UNIT. 12in. 15 ohms, 12 watts. This speaker has been acclaimed by all in the high-quality speaker world as representing the finest value for money. The "Hi-Fi Master" is a unique speaker unit with an amazing even response over the entire musical scale and complete absence of undesirable resonances. The reproduction of transients is exceptionally realistic and the bass response entirely free from "boom." Both speech and music are reproduced with amazing realism. Fundamental resonance approx. 35 c.p.s. Freq. range 20/16,000 c.p.s. Flux density approx. 14-15,000 lines per sq. cm. OUR PRICE £7/10/-.

VITAVOX PRESSURE UNITS. Heavy duty. P.M. 20 watt. Brand new, £4/9/6. Also ditto, second-hand, in good working order, 40/-, carr. 7/6.

50-WATT EX-GOVT. AMPLIFIER. Type III with 4-KT66's in paralleled push-pull. Standard 200-250 v. A.C. input. Output impeded, 600 ohms line. High imp. gram. and mike input. Bass boost control fitted. Quality amplifier housed in strong metal case, ready for use. Terrific performance. £28, carriage paid.

BAKER SELHURST 12in. P.M. 15 ohms. 15 watts loudspeakers, 30-14,000 c.p.s. Brand new, £4/10.

RE-ENTRANT LOUD-HAILERS. Heavy duty 20 watts all-metal. 15 ohms. Diameter 18in., length 12in. (approx.). By Parmeko, £6/10/-, carr. 10/-.

ROTARY CONVERTERS. 24 v. D.C. to 230 v. A.C. 50 cycles. 100 watts. Fully tested, £4/12/6, carr. 7/6.

SELENIUM METAL RECTIFIERS. F/B. 6 or 12 v. 1 amp. 7/6 24 v. 1 amp. 13/6
 12 v. 2 amp. 10/- 24 v. 2 amp. 20/-
 12 v. 2 1/2 amp. 15/- 24 v. 2 1/2 amp. 25/-
 12 v. 4 amp. 16/6 24 v. 4 amp. 30/-
 12 v. 6 amp. 23/6 24 v. 6 amp. 35/-
 12 v. 10 amp. 40/- 24 v. 10 amp. 80/-
 SPEEDY DELIVERY OF L.T. RECTIFIERS TO ORDER, FULLY GUARANTEED



TANNOY LOUDHAILERS (EX GOVT.)
 New and Boxed
 Impedance 7 1/2 ohms.
 Handling capacity 8 watts.
 Price 25/-
 Post 3/6.
 2 sent for 50/-,
 Carr. 5/-

COMMAND TRANSMITTERS. 4 to 5.3 megs. Complete with valves and crystal. New and boxed 35/-, P. & P. 3/-.

TEST METER. Model 420 S.P. (by Radio City Products, U.S.A.). 3in. sq. meter in polished wood carrying case, covering a wide range of volts at a sensitivity of 1,000 ohms per volt for both A.C. and D.C. tests. In addition to this, the instrument will measure resistances up to 1 meg. and D.C. current up to 1 amp. Complete with full instruction data and test prods. Tested before despatched, £5/19/6 only, carr. ext. 7/6.


VALVE TESTER (by Radio City Products, U.S.A.), model 314, Brand new, unused with instruction manual. 110-220 v. A.C. 50 c/s. Will test most American valves from 1.1 v. to 200 v., £10, carr. 5/-

PARMEKO MOVING COIL HAND MICROPHONE. 200 ohm imp. Fitted on/off switch, complete with 12yds. flex 30/-, P.P. 2/6.

AVO VALVE TESTER. Complete with Rotary Panel in good order, £7/19/6, carr. 7/6.

WAVEMETER TYPE W 1310 (Marconi Ex-Govt.) coverage 155-230 Mc/s continuous. Complete with chart and test prods. As new for 200-250 v. A.C. mains operation, £4/15/-, carr. 10/-.

20-WAY TELEPHONE PLUG and INDICATOR BOARDS. Standard G.P.O. fitting. New and unused in sealed cartons. 15/- each, either type.



RCA OUTPUT TRANSFORMER. 30 watts, for 5, 7.5, 15 and 500-600 ohms impedance. Primary for a pair of 6L6's in push-pull. (Connection details supplied.) This specially designed first quality output transformer is the best that money can buy! OUR PRICE 27/6 each. P. & P. 2/- Special terms for quantities.

L.T. TRANSFORMERS. Pri. 200-250 v. 50 cycles A.C., Sec. 17.5 v. at 35 amps., £4/15/-, carr. 10/-.

TRANSFORMER (FERRANTI). Potted for 0-250 v. 50 cycles tapped primary, sec. 1,250 v., 15 mA. Ideal for oscilloscopes, etc. Size 3 1/2 x 3 1/2 x 4 1/2 in. ONLY 35/- P. & P. 2/6.

TRANSFORMERS. 110-230 v. Pri. Sec. 26 v. tapped to 41 v. at 14 amps. New and boxed, £3/10/-, carr. 5/-.

VARIABLE VOLTAGE REGULATOR TRANSFORMERS. Input 230 v. A.C. at 21 amps. Output 57.5 volts in 16 equal steps to 230 v. at 21 amps. Ex-Govt. in perfect condition, £12/10/- carr. 15/-.

CAR RADIO VIB. TRANSFORMERS. 6 v. input 280 v. at 80 mA. H.T. (Ex-Philco). New in perfect condition, 12/6. P.P. 2/- Ditto 12 v., same price.

E.H.T. TRANSFORMER. 20 kv. at 140 mA. 230 v. 50 cycles primary. New and unused. Ex-Govt. Built to the highest specification. £22, carr. 30/-.

MINE DETECTOR No. 4. Complete in carrying case with all accessories. Good working order. £8.19.6. Carr. Paid.

TRANSFORMER. 1,800-0-1,800 at 1 kVA, 230 v. 50 cycles, primary. Fully tropicalised New and boxed £8/15/-, Carr. 10/-.

E.H.T. TRANSFORMER. 3,850 v. at 50 mA. with two additional 4 v. L.T. windings for 230 v. 50 cycle; primary. New and boxed, £3/15/- Carr. 5/-

RCA AR-88 L.F. RECEIVER (C.R.91), in very good condition. Freq. range: 550 kc/s. to 31.9 Mc/s. continuous on 6 wavebands, £45 carr. £2 U.K. only.

AIRCRAFT RADIO RECEIVER BY RCA (Model No. CRV 46151). Freq. 195 kc/s to 9,050 kc/s. (33-1,500 metres) continuous. For 28 v. D.C. input with built-in dynamotor. This 6 valve receiver with 2 R.F. stages and 2 I.F. stages with B.F.O. and C.W. £10, or complete with A.C. mains power-unit for loudspeaker or phones. Ready for use £15/10/-, Carriage 10/-.

R.109A RECEIVERS. Freq. range 2-12.0 megs. In good working order. £4/7/6, carr. 10/- A.C. mains 200/250 v. power packs available, £4, carr. 5/6.

TRANSMITTER-RECEIVER No. 19. Mk. II complete with 15 valves. Frequency range A set 2-8 meg., B set 230-240 Mc/s. in good condition, £3/19/6, carr. 10/6 12-V. ROTARY POWER UNIT (or above, £1, carr. 5/-). All Leads Headsets, variometers, etc. available.

RECEIVER R1132A. in good condition. Freq. range: 100-124 Mc/s., £3/15/-, carr. 10/-.

COMMAND RECEIVERS. B.C. 454, 3-6 Mc/s Brand New. 39/6. 455 6-9 Mc/s., 39/6. P. P 3/- each.

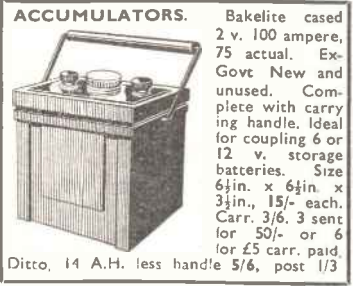
RECEIVER R1392 P 104. 15 valve sup-het set 95-150 Mc/s. (2 to 3 metres) slow motion tuning, normally crystal controlled or tunable over 95-150 Mc/s. Receiver front panels made to fit 19in. Rack Mounting. External Power supply req., good order. £5/19/6, carr. 15/-

METERS
 0-50 microamps. D.C. m/c., projecting 2 1/2 in. round, 49/6 each.
 0-10 mA. A.C. m/c., rectifier, flush 3 1/2 in. round, 49/6 each.
 0-300 v. A.C. 2 1/2 in. Flush mounting, 25/- each
 0-200 v. A.C. 3 1/2 in. Flush mounting, 25/- each
 0-300 v. A.C. 3 1/2 in. Flush mounting, 25/- each
 S. METERS. 2 in. circular calibrated in decibels 5 mA. FSD, 25/- each
 All brand new and boxed, P. & P. 1/- each.

SWINGING CHOKE 8/40 henrys—3/03 m/a. 110 ohms D.C. resistance. 15/-, post 3/6.
BENDIX DYNAMOTORS. 28 v. D.C. input, 230 v. D.C. output at 100 mA. New and boxed. 19/6. P.P. 2/6

18/24v. 10-AMP. BATTERY CHARGERS, for 200-250 v. 50 cycles input, metered, switched and fused. As new, £12/10/-, carr. 20/-.
AC-DC RECTIFIER POWER SUPPLY UNIT, 230 v. A.C. 50 cycles input 100 v. D.C. output max. 10 amps., £12/10/-, carr. 20/-.
 Ditto at 2 1/2 amp., £4/10/-, carr. 7/6.
MICROPHONE STANDS 3 sections of 18jin. per section. Extends to 56in. Stands securely on 3 legs which fold together for carrying. A robust job, only 21/-, P.P. 2/6.

ACCUMULATORS. Bakelite cased 2 v. 100 ampere, 75 actual. Ex-Govt New and unused. Complete with carrying handle. Ideal for coupling 6 or 12 v. storage batteries. Size 6jin. x 6jin. x 3jin., 15/- each. Carr. 3/6. 3 sent for 50/- or 6 for £5 carr. paid.



MARCONI CRYSTAL CALIBRATOR. Frequency coverage 170-240 Mc/s. Directly-calibrated, accuracy 0.01% Operation: 200/250 volts A.C. Supplied complete with 5 Mc/s crystal and spare set of 5 valves * in original transit case, brand new with instructions. £4/15/6 each, carr. 10/-.

C.M.G. 25 PHOTO CELLS (OSRAM). Brand new. 15/-, P.P. 1/-.

B.C. 929ACT INDICATOR UNIT. Containing 1-3PB1 3in. C.R.T., 3-6SN7s, 2-6H6s, 1-6G6, 1-6X5, 1-2X2. 8 valves in all. Ideal for scope conversion. New, in original sealed cartons 70/-, carr. 5/-.

KLYSTRONS. 723/AB. 50/-, post paid.

TELEPHONESETS (TYPE "F"). Housed in bakelite cases complete with built-in ringing generators and batteries. Ideal between two or more positions up to practically any distance. Tested before despatched. ONLY 59/6. P. & P 3/6. 2 sent for £6, carr. paid.

813 CERAMIC VALVE HOLDER NEW AND UNUSED. 12/6 post paid.

CATHODE RAY TUBES. VCR 139A 29in. 30/-; 3BP1, 3in. 30/-; 5FP7, 5in. 35/-; VCR97 6in., 20/- All new and unused P. & P. 3/- ea.

GRAMOPHONE PLAYER AND AMPLIFIER CABINET. Finished in blue rexine. Complete with hinges and handle which are unassembled. New and unused. Overall size 12jin. x 19jin. x 7jin. SPECIAL PRICE 32/6. P. & P. 3/6.

T.U.B. AMERICAN TRANSMITTER TUNING UNITS. Numbers available: 6, 7, 8, 9 & 10 In good condition with outer cases, 19/6 each type. P.P. 3/6.

WAVEMETER CLASS D. Freq. range 1,900 kc/s. to 8,000 kc/s. (158-37.5 metres) in two ranges Supply 6 v. D.C. input. New with instruction manual, spare vibrator and frequency changer. Complete in maker's transit case. £5/19/6. Carr. 5/-.


DON "B" TWIN TELEPHONE CABLE on 1 mile drums, £5 per mile, 1/2 size drums 25/-, carr. extra.

SPECIAL TERMS FOR QUANTITIES—EXPORT ORDERS PROMPTLY EXECUTED

MIDLAND INSTRUMENT CO.

CHASSIS, U.S. mtr., all aluminium, size 12 1/2 in. x 8 in. x 5 1/2 in., complete with top cover some items have been removed, remaining are:—25 Amphenol midget ceramic v-holders B7G type, complete with caps, over 70 resistors, all 5% colour-coded, also many condensers and other comds., trimmers, padders, fixed and variable inductances, transformer v-control, etc. etc., new unused, bargain 10/-, post 3/-.

HUGHES 12-VOLT D.C. SEWNT MOTORS, taking 1.25 amps, up to 2-amps on load, speed 5,000 r.p.m., external reversing terminations; size 3 1/2 in. long, 1 1/2 in. dia. 1/2 in. shaft, weight 20 oz., oil impregnated bearings, balanced armature, a very superior powerful motor, original cost over £7, our price new unused 10/-, post 1/3, 2 for 20/-, post paid. Also fitted reduction gears, giving final drive of either 320 or 160 r.p.m. (state which required). 12/6, post 1/6. 2 for 25/-, post paid.



MAINS BLOWER, 200/250 v. A.C./D.C. 1/2 amp., 5,000 r.p.m., consists of the motor with attached enclosed fan, and funnel intake 1 1/2 in. dia., side outlet 1 in. x 1/2 in., plinth base 5 in. x 4 1/2 in., finish black crackle and die cast aluminium, size overall 9 in. long, 4 1/2 in. wide, 5 in. high, weight 7 1/2 lb., a very superior blower, offered at a fraction of original cost, new, unused, 25/-, Post 3/-.

TELEPHONE SETS, consists of 2 combined microphones and receivers, which when wired up with ordinary twin flex, provide perfect 2-way communication, excellent results up to 1 mile have been reported, self-energised, no battery required, price the 2 instruments new, unused, 7/6, post 1/3. Twin P.V.C. 14/36 flex up to 300ft. lengths at 1d. per ft.

TRANSMITTER RECEIVERS No. 17 Mk. II complete with valves high res. headphones, hand microphones and instruction booklet, frequency 44 to 61 Mc/s., range with simple aerial 5-8 miles, requires ordinary 2-v. accumulator and 120-v. battery. These are brand new in sealed cartons, our price 50/-, carriage 5/- Inland only.

RECEIVERS, No. 19 Mk. II, complete with 15 valves, 6K7G (6), 6K8G (2), 6V6G (2), 6B8G, 807, EF50, EB34, CV6, condition very good, note our price 60/-, carriage 7/6 Inland only.

REFLECTOR GUNSIGHTS by Ross, Barr & Stroud, etc., consists of an optical mount containing 4 high grade lenses, in line with enclosed lampouse, containing a s.b.c. lampoukter and variable rheostat, original cost £20, our price new, unused, 10/-, post 1/6.

HEATER MATS, 230/250-v. 1,000 watts, open wire mesh with asbestos insulation, size 12 in. x 10 in., 2 of these used in series (500 watts) are ideal for drying or airing cupboardis, convectors, photo drying etc., new, unused, 5/6, post 9d., 2 for 10/-, p. 1/4.

MAGSLIPS, 2in. standard x-y-1-2-3 type, 50 v. A.C. operation, appear to be new, unused, sold only in pairs, 20/- pair, post 2/-.

VIBRATOR UNITS, input 6 v., provides all outputs for the 18 and 38 sets, complete with Mallory type 650 vibrator, elaborate smoothing components, size 9 in. x 6 1/2 in. x 3 1/2 in., new, unused, 15/-, post 2/-.

MOTOR GENERATORS U.S. mtr., totally enclosed, 4 1/2 in. long, 2 1/2 in. dia., input 27 v. 1.5 amps. output 285 v. at 60 m/A. output from 12 v. source is approx 150 v. at 40 m/A. new, unused. 12/6, post 2/-.

Many other Bargains; send stamped addressed envelope for lists.

MIDLAND INSTRUMENT CO., MOORPOOL CIRCLE, BIRMINGHAM, 17

Tel.: HAR 1308

TECHNICAL TRADING CO.

£28 (OR100) RECEIVERS, overhauled, tested, £19. **MARCONI SIGNAL GENERATORS**, Type TP390G, with spares in transit cases, £15. **IGITAL GENERATOR**, Type TP517, £15. **B.S.E. L.F. SIGNAL GENERATORS**, tested, £12/10. **COLLINS TCS TRANSMITTERS** 88. **TCS RECEIVERS** 45. **RECEIVERS**, Type R109, 2-12 mcs., only 6 v. 1 1/2 A required, tested, £3/15/-, 14in. **TABLE T.V. CABINETS**, complete, mask, glass front, spkr, 7 x 4, 29/-.

13-CHANNEL CONVERTERS

Unrepeatable opportunity complete, instructions, makers' sealed cases, no extra coils required, easily adapted most sets beautiful Bakelite cabinet or internal mounting model, each £3/15/-.

POWER PACKS, 230 v. A.C. supply two separate adjustable outputs, each 375, 550 or 820 v., 200/250 ma., double smoothed. Also 6.3 v. 5 a. Top quality, sealed transit cases, less valves, 26, or with four 5U4G valves, 27. **NIFE BATTERIES**, 45 ah., unused, sealed bungs, 9 cell, 24, 10 cell 24/8/- or £7/10/- per pair (24 volts). **12-VOLT 4-AMP. RECTIFIERS**, full wave, iron/selenium, 9/6 each, doz. £5 doz.

TRANSISTORS! TRANSISTORS!

RED SPOT (UP TO 800 kc/s) GUARANTEED 7/-
WHITE SPOT (UP TO 2.5 mcs.) GUARANTEED 14/-

GERMANIUM CRYSTAL DIODES, famous make, tested, 9d. p. & p. 3d. 8/- doz. GUARANTEED RADIO VALVES, BOXED, 24 HOUR SERVICE

5U4G	6/6	6L6G	8/-	12Q7GT	7/6	6CF80	12/-	HVR2A	6/-
924G	9/-	6L8M	9/6	25L6GT	8/6	6CF82	12/-	KTW83	6/-
6AC7	5/6	6A87M	7/6	35Z4GT	7/6	6CH43	9/6	P61	2/6
6AB	9/6	68Q7M	5/6	80	7/6	6CL50	8/6	PCCR4	8/-
6AL5	5/6	68J7M	7/6	83	7/6	6F36	4/-	PCCR5	11/6
6AM6	8/-	68K7GT	5/-	807(BR)	3/9	6F37	7/-	PCF52	11/-
6BA6	6/6	68N7GT	5/9	807(AM)	5/6	6F37A	8/-	PEN25	5/-
6BE6	7/-	6U4GT	12/6	C1	9/6	6F39	5/-	PL83	8/6
8C4	4/9	6V6G	6/-	C1C	9/6	6F50(BR)	3/6	PL83	10/-
8C6	5/6	6V6GT	6/-	DA50	1/6	6F50(AM)	4/9	PY30	6/6
6D6	5/6	6V6M	6/6	EB34	1/6	6F80	8/-	PY81	8/6
6H6	2/-	6X4	6/6	EB31	5/6	6F85	7/-	PY82	7/6
6J3M	5/-	6X5GT	5/-	EBC33	7/-	6F89	9/6	SP4B	9/6
6J5GT	4/6	7B7	7/9	EC32	5/-	6F91	7/-	SP41	2/6
6J6G	3/-	7C8	7/9	ECC31	9/6	6F95	8/6	SP61	2/6
9J6	5/-	12A4	4/-	ECC81	8/6	EL32	5/-	U22	7/6
6J7G	5/-	12A7M	8/6	ECC82	8/6	EL84	10/-	U23	6/6
9K7G	4/6	12A07	6/6	ECC83	6/6	EL91	4/-	UCH42	9/6
9K7GT	5/6	12A X7	8/6	ECC84	11/6	EZ40	8/-	UY41	8/6
9K7M	6/-	12K7GT	7/6	ECC85	9/-	EZ80	7/6	866A	11/6

SEND S.A.E. FOR SPECIAL LIST

All items less 5% and post free for a dozen or more.
Postage 1/- in £1 (1/9 in £1 Speakers/Trans.). Min. 6d. No C.O.D.

100 TELEVISION SET BARGAINS TO CALLERS AT—
350/352, FRATTON ROAD, PORTSMOUTH

CHAS. H. YOUNG, LTD.

Don't miss these SPECIAL OFFERS

AMERICAN PRECISION HETERODYNE FREQUENCY METERS, Type L.M.14, 125 kc/s to 20 Mc/s. Crystal checked. Complete with calibration book etc. **VERY LIMITED QUANTITY AVAILABLE**. Absolutely as new. **£25 each.**

RACK MOUNTING PANELS, all 19in. long by 5 1/2 in., 7in., 8 1/2 in., or 10 1/2 in., 5/9, 6/6, 7/6, 9/- respectively. Post 2/-.

ABSORPTION WAVEMETERS, 3 to 35 mc/s. in 3 switched bands, complete with indicator bulb, 17/6. Post free.

ELECTRON MULTIPLIERS, Type 931A. Only 50/- each, or 2 for £4/10/-. Holders available at 2/- each.

3IN. AERIAL INSULATORS. Ribbed glass. 1/6 each or 6 for 7/6. 12 or more post free.

CONDENSERS. TCC type III, 8 mfd., 1,000 v. List over £3. Only 10/6. Post 1/9. 8 mfd., 750 v. 5/6 each. Post 1/6.

COPPER AERIAL WIRE, 14 g. H/D 140ft. 17/-, 70ft. 8/6. P. & P. 2/-, Stranded 7/25, 140ft. 10/-, 70ft. 5/-, P. & P. 2/-.

D.104 CRYSTAL HAND MIKES. List £6. Complete with 6ft. of cord and plug. ONLY £3/10/- each.

SEMI MIDGET I.F. TRANSFORMERS (by well known maker), 10.7 mc/s and 465 kc/s. Can be used as 10.7 mc/s or 465 kc/s singly. Only 9/11 per pair, postage 9d.

HEADPHONES. High resistance (4,000 ohms), very sensitive. Bargain price only 12/6 pair. P. & P. 1/6.

AMERICAN BREAST MIKES. Swivel head. Push to talk and lock on switch. Beautiful job. Only 12/6. P. & P. 1/6.

BRITISH BREAST MIKE UNIT, complete with pair of 4,000-ohm phones in strong wooden carrying case, 8 1/2 x 4 1/2 x 7 1/2. Ideal for mobile operators. Only 17/6. P. & P. 2/-.

LOW RESISTANCE HEADPHONES. New ex-W.D. stock. C.L.R. types. Only 8/6 pair. P. & P. 1/6. Special Terms Quantities.

Most comprehensive stock of HiFi equipment in the Midlands, including QUAD, LEAK, W.B., RCA, ROGERS, WHARFEDALE, GOODMAN'S, etc. Details and demonstrations with pleasure.

NO C.O.D. UNDER £1 Phone: CENTRAL 1635

All Mail Orders to Dept. "W." Please print your name and address.
CHAS. H. YOUNG LTD., 110 DALE END, BIRMINGHAM, 4.

- ▶ **RADIO and TV ENGINEERING**
- ▶ **RADIO and TV SERVICING**
- ▶ **ENGINEERING MATHEMATICS**
- ▶ **PRODUCTION ENGINEERING**
- ▶ **ELECTRONICS • MANAGEMENT**

▶ Examination Courses for: Brit. I.R.E., C. & G. Telecommunications, R.T.E.B. Certificate Society of Engineers, Brit. Inst. of Management.

▶ **PRACTICAL RADIO COURSE.**
A course in radio, electronic and electrical theory. You build a T.R.F. and a 5-valve superhet radio receiver. signal generator and multi-tester.
You learn at home in your own time, under expert tuition. Moderate fees include all books.

POST THIS COUPON TODAY for FREE book on careers in Radio etc., and full details of I.C.S. Courses. **Start today the I.C.S. way!**


INTERNATIONAL CORRESPONDENCE SCHOOLS
Dept. 223L, International Buildings, Kingsway, London, W.C.2.

Name..... Age.....
(Block letters, please)

Address.....

Occupation.....

INTERNATIONAL CORRESPONDENCE SCHOOLS



WIRELESS SET

No. 19 MK II

The famous Army Tank Transmitter-Receiver. Incorporates "A" set (TX/RX covering 2.0-8.0 Mc/s., i.e., 37.5-150 metres); "B" Set (VHF TX/RX covering 230-240 Mc/s., i.e., 1.2-1.3 metres), and Intercomm. Amplifier. Complete with 15 valves as follows: 6 of 6K7G, 2 of 6K8G, 2 of 6V6G, and 1 ea. 6B8G, 6H6, EJ148, EF50, 807, and booklet giving circuits, notes, etc. Size 17½in. x 8½in. x 12½in. Of American manufacture as previously offered by us, but another large release by the Ministry of Supply enables us to make a substantial reduction in price. In magnificent condition.

65'-

BRAND NEW AND UNUSED, ONLY (carriage, etc., 10/-).
12-volt Pow- Units available 25/- (carriage 5/-).

RII55 SUPER SLOW-MOTION TUNING ASSEMBLY. As used on all late model 1155s. Easily fitted to "A" sets, etc. ONLY 12/6.

CLASS D WAVEMETER
Another purchase of this famous crystal-controlled wavemeter which has been repeatedly reviewed and recommended in the "R.S.G.B." Bulletin as being suitable for amateur transmitters. Covers 1.9-8.0 Mc/s., and is complete with 100/1,000 kc/s. crystal, 2 valves ECH35, two 6-volt vibrators and instruction manual. Designed for 6 v. D.C. operation, but simple mod. data for A.C. supplied. BRAND NEW IN MAKER'S TRANSIT CASES. ONLY £5/19/6. Transformer for A.C. modification, 7/6.

A.C./D.C. BLOWERS. 200/250 volts, 300 watts. 1½in. diam. outlet. Complete with filter pads. BRAND NEW. ONLY £4/19/6.

INSULATION TESTERS (MEG- GERS). Read up to 20 megohms, at 500 volts pressure. Overhauled, and in perfect order. With leather carrying case. ONLY £9/19/6, OR less case £8/10/-.

POWER UNIT TYPE 3. Primary 200/250 v. 50 cycles. Outputs of 250 v. 100 mA. and 6.3 v. 4 amps. Fitted with H.T. current meter, and voltmeter. For normal rack mounting and has grey front panel size 19in. x 7in. ONLY 7/0- (carriage, etc., 7/6).

EHT TRANSFORMERS. 5.5 kv. (Rect.) with 2 v. 1 a., 79/6, 7 kv. (Rect.) with 2 v. 1 a., 79/6, 7 kv. (Rect.) with 2 v. 1 a., 89/6, 2.5 kv. (Rect.) with 2-0-2 v. 1.1 a., 2-0-2 v. 2 a. (for VCR 97 tube, etc.), 42/6 (postage 2/- per trans.).

6 v. VIBRATOR PACKS. Output approx. 130 v. at 30 mA., fully filtered and smoothed. Complete. ONLY 12/6.

100-0-100 VOLTS METERS by Sangamo Weston. 2½in. circular, basic movement being 500-0-500 microamps. A really first-class centre zero meter for hundreds of uses. BRAND NEW IN MAKER'S CARTONS. ONLY 27/6.

500 MICROAMPS METER. 2in. circular as used on British No. 19 Wireless Sets. Calibrated 0-15 and 0-600 volts, resistance 500 ohms. A very fine instrument, and a SNIP AT ONLY 15/-.

TCS TRANSMITTERS

The renowned American TCS Model designed by the Collins Company for static or mobile use. Covers 1.5-12.0 Mc/s. in 3 bands, and is complete with 7 valves, employing 2 of 1625 in P.A. Stage, 1 each of 1625 in Buffer and Modulator Stages, and 3 of 12A6 in Oscillator Stage. Provision for VFO or Crystal Control. 4 Crystal positions. Radio Telephone or Radio Telegraph. Has Plate and Aerial Current Meters. Power requirements 12v LT & 400v HT. In black crackle case, size 11 x 13 x 11in., condition BRAND NEW AND UNUSED. ONLY £12/10/- (carriage, etc., 15/-). The double Dynamotor Power Unit, Type 21881B for 12 volt operation, delivering 400v for Transmitter and 225 v for Receiver, is available at £12/10/- (carriage, etc., 15/-).

MARCONI SIGNAL GENERATOR TF144G

Frequency coverage 85 kc/s. to 25 Mc/s., and known as a Laboratory Standard. For normal A.C. mains, and complete with all leads. Reconditioned. AS NEW. ONLY £75.

FREQUENCY METERS TYPE L.M.



The United States Navy version of the BC221. Frequency range 125-20,000 kc/s with better than 0.01% accuracy. Contains a Crystal Controlled Oscillator, a Heterodyne Oscillator, and an Audio Frequency Amplifier. Can be used as Signal Generator, having CW-MCW control. BRAND NEW AND UNUSED. Quotations on request.

METERS

F.S.D.	SIZE AND TYPE	PRICE
50 microamps D.C.	2½in. Flush circular	59/6
100 microamps D.C.	2½in. Flush circular	39/6
250 microamps D.C.	2in. Proj. circular	30/-
500 microamps D.C.	2in. Flush square	27/6
1 m/a D.C.	2in. Flush square	22/6
10 m/a D.C.	2½in. Flush circular (blank scale)	10/6
150 m/a D.C.	2in. Flush square	7/6
200 m/a D.C.	2½in. Proj. circular	12/6
10 amps D.C.	3½in. Flush circular	20/-
20 amps D.C.	2in. Proj. circular	7/6
40 amps D.C.	2in. Proj. circular	7/6
15-0-15 amps D.C.	3½in. Flush square	25/-
30-0-30 amps D.C.	2in. Car type moving iron	5/-
15 volts A.C.	2½in. Flush circular moving iron	8/6
300 volts D.C.	2in. Flush square	10/6

RECEIVER CG46116. A fine American receiver covering 1.5-9.0 Mc/s. in 4 switched bands. Directly calibrated dial with extremely fine slow motion tuning. Valves employed are 5 of 12SK7, 1 of 12K8, 1 of 12SR7, 1 of 12A6. Power requirements 12 v. L.T. and 230 v. H.T. ONLY £5/10/- (carr., etc., 10/-).

ARR 2X RECEIVERS. Coverage 235-358 Mc/s. Complete with 11 valves; 3 of 6AK5, 7 of 9001, 1 of 12A6. Size 10½in. x 4½in. x 5½in. BRAND NEW AND UNUSED in black crackled case. ONLY 35/- (post 3/-).

MARCONI SIGNAL GENERATORS TF-390G

Frequency coverage 16-150 Mc/s. BRAND NEW IN MAKER'S ORIGINAL TRANSIT CASES, with instruction manual. For normal A.C. mains operation. A unique opportunity to acquire Laboratory Equipment at a fraction of original cost. ONLY £27/10/-

MARCONI BAND III CRYSTAL CALIBRATORS. Frequency range 170-240 Mc/s. Incorporates 5 Mc/s. crystal for better than .001 per cent. accuracy. Directly calibrated dial, internal A.C. mains pack. Complete with spare set of valves and instruction manual in maker's transit cases. BRAND NEW. ONLY £4/19/6.

L.T. HEAVY DUTY TRANSFORMERS. Ex-Admiralty, with 230 v. 50 cycles primary. Secondaries 5, 10, 15, 20, 25, 30 volts at 5 amps. ONLY 29/6. (Postage 2/9.)

12-WAY SCREENED CABLE. in 10ft. lengths, fitted with plugs, originally made for use with the 19 Set. UNUSED. ONLY 17/6 per lead

POCKET VOLTMETERS. Not ex-Govt. Read 0-15 v. and 0-300 v. A.C. or D.C. BRAND NEW AND UNUSED. ONLY 18/6.

CRYSTALS. British Standard 2-pin 500 kc/s. 15/-; Miniature 200 kc/s. and 465 kc/s. 10/- each.

Cash with order please, and print name and address clearly
PLEASE ADD POSTAGE OR CARRIAGE COSTS ON ALL ITEMS

U.E.I. CORPORATION

Radio Corner, 138 Gray's Inn Road, London, W.C.1. Phone: TERMINUS 7937

Open until 1 p.m. Saturdays.

We are 2 mins. from High Holborn (Chancery Lane Station) and 5 mins. by bus from King's Cross



**HYDRAULICALLY FORMED
BY A PROCESS
UNIQUE IN THIS COUNTRY**

Combining the properties of

1. A compression spring capable of repeated flexing
2. A container which can be hermetically sealed
3. A packless gland

Tough, resilient, with a uniformity of life, performance and reliability unobtainable by any other method.

for Automatic coolant regulation: Movement for pressure change: Packless gland to seal spindle in high vacua: Reservoir to accept liquid expansion: Dashpot or delay device: Barometric measurement or control: Pressurised couplings where vibration or movement is present: Dust seal to prevent ingress of dirt: Pressure reducing valves: Hydraulic transmission: Distance thermostatic control: Low torque flexible coupling: Pressure sealed rocking movement: Pressurised rotating shaft seals: Aircraft pressurised cabin control: Refrigeration expansion valves: Thermostatic Steam Traps: Pressure amplifiers: Differential pressure measurements: Thermostatic operation of louvre or damper.

Write for List No. L. 800-1

**Seamless
one-piece
METAL
BELLOWS
by DRAYTON**

B.14
The Drayton Regulator & Instrument Co. Ltd., West Drayton, Middlesex

direct TV Replacements

138, LEWISHAM WAY, S.E.14

Suppliers to
BONA FIDE TRADE ONLY

Please note our new address and phone number:

TIDEWAY 6666
(pbx 3 Lines)

Ipsophone Automatic Telephone Answering Machine records your message day or night dial:

TIDEWAY 6668

Hours of business : 9.00 a.m. to 5.30 p.m.
Saturdays : 9.00 a.m. to 12.30 p.m.

Capacity available for quantity production of Transformers and sub-assemblies. Suppliers to Associated Redifusion, B.B.C., L.C.C., G.P.O., E.M.I., English Electric, B.R.W., Ferranti, and many other leading manufacturers.

When reliability and speed are essential,

contact **direct TV Replacements**

TELEGRAPH AND TELEPHONE EQUIPMENT

12-Channel Carrier Telephone Terminals.
Carrier Link S.B. Equipment. Apparatus Selective Carrier—23 Channel.
1 + 4 Carrier Telephone Terminals, Repeaters and Spares.
1 + 1 Carrier Telephone Terminals, Repeaters and Spares.
VF Telegraph 3-channel Group Units and Repeaters.
VF Telegraph Speech + Duplex Terminals and Filter Assemblies.
VF Telegraph Speech + Simplex No. 3.
Racked Bays for multi-channel telegraph and telephone equipment.
Filter Units, 600 ohms, various cut-off frequencies.
Retardation Coils and Repeating Coils.
Input and Output Transformers.
Teleprinters Tape and Paper and Power Supply Rectifier Units for Teleprinter.
Telephone Switchboards, 10 Line and 40 Line.
Field Telephone Sets. Types D, F and L.
Polarized Relays 209 AN and 320 AN.
Attenuator Assemblies Wiper Types "TT" Networks.
Vibrators 7-pin Synchronous.

LOW POWER RADIO STATIONS
Wireless Set 19. Freq. 2—8 Mc/s and 235 Mc/s Systems A1, A2 and A3 AM.
Wireless Set X32D. Freq. 2—8 Mc/s Systems A1, A2 and A3 AM and FM.
Wireless Set 31.
Wireless Set 58. Canadian Walkie-Talkie Complete with all accessories.
Wireless Set 68T. Tropicalized Man-Pack set 3.0 to 5.2 Mc/s.
Wireless Set 88. Walkie-Talkie. 40 Mc/s 4-channel pre-set.
Collins 18Q Stations. Complete 1.5 Mc/s to 12 Mc/s.
T.C.S. Stations with choice of Power Supply Units 12 v., 24 v., 115 v. or 230 v.
Wireless Set 62. 14-10 Mc/s, fully tropicalized.
Flexible Conduit, fin. I.D. tinned. Copper, braided in 50ft. lengths, 9d. per foot.

AIRBORNE EQUIPMENT
AN/ARC 1 VHF Stations. 100-156 Mc/s 10-channel, 20-channel or 30-channel.
SCR 269G Radio Compasses. Complete with all parts including Inverter Supply Units.
SCR 522 VHF Stations. 100-156 Mc/s. Complete with all spares.

R. GILFILLAN & CO. LTD.
7, HIGH ST., WORTHING, SUSSEX
Tel.: Worthing 8719 and 30181.

Cables: Codes:
"GH. WORTHING" BENTLEY'S 2nd.

**Fidelia
HAND BUILT**



The Fidelia Imperial gives V.H.F. reception plus all the facilities of a fine audio amplifier. The gramophone pre-amplifier suits all types of pick-ups and has recording correction for L.P., R.I.A.A. and 78 curves. Independent Bass and Treble Controls are fitted with approx. 24db total range. Tape jacks can be fitted. Hand built throughout and available with either our Major power amplifier at £38 or our Junior power amplifier at £34.

Other models in our range include:
Fidelia AM/FM Major. 12 valves. Tuned R.F. stage on all wavebands. VHF, S. M. and L. wavebands. Gram pre-amplifier and input corrector for all pick-ups. Separate 9 watt power amplifier £44.

Fidelia De-Luxe. VHF reception plus normal wavebands, 7 watt push-pull output. Separate bass and treble controls 9 Kc filter variable selectivity on M and L wavebands. £34/10/-.



Full details willingly on request (6d in stamps is appreciated).
ELECTRO Acoustic DEVELOPMENTS
2 AMHURST ROAD
TELSCOMBE CLIFFS
Nr. Brighton,
SUSSEX
Tel. Peacehaven 3156

CONDENSERS
Large Quantities Available

TUBULAR BAKELITE CONDENSERS (Jell. filled).
0.1µF. 4 kV. wkg. 4/6 each. 0.1µF. 2.5 kV. wkg. 3/6 each. 0.01µF. 5 kV. wkg. 7.05 3.5 kV. wkg. and 0.002µF. 5 kV. wkg. 2/6 each. 0.1µF. 1200 v. wkg., 0.01µF. 4 kV. wkg., 0.02µF. 3 kV. wkg., 0.25µF. 2 kV. wkg., 0.001µF. 5 kV. wkg. and 0.25µF. 800 v. wkg. and 0.001µF. 2 kV. wkg. All at 2/- each.
BLOCK PAPER TYPES. 55 + 55 mfd., 300 volts A.C. 8 x 7 x 7 ins., each 30/- 0.1µF. 4 kV. wkg., 2 x 2 x 4 ins., each 3/6.
BLOWER MOTORS (Snail type) 12 or 24 volts AC/DC. 15/- each.
VARIABLE RESISTORS with right angle drive to fit behind panel 29.5 ohms 5 amps at the lower end, 1.4 amps. at the higher end. Each 12/6.
METALMITE CONDENSERS. 0.005 µF. 500 volts D.C. 8d. each or 32/6 per 100.
COLVERN W/V pots. 25 k. and 50 k. (preset), 1/6 each, or 15/- doz.
PRECISION RESISTORS. 3,000 ohms. + - 0.5%, 2/- each, or 20/- doz.
BALANCED ARMATURES. (Inserts), 3/- each, or 30/- doz. These are very useful as a small speaker, etc.
RECEIVERS. U.S.A. CW46048 (part of R.U.19). Valves, 3 type 78, 2 type 77, and 1 type 1624. One coil set with each Freq., 1330—2040 Kcs., price 19/6 each. Post 3/6.
COMMAND TRANSMITTERS. B.C.457-A. Freq. 4—5.5 Mc/s. Valves 2, 1625, 1, 1626, 1, 1629 and Xtal 4600 Kcs., 15/- each. Post 3/6.
PARMEKO RE-ENTRANT SPEAKERS (Heavy duty), 10 ohms. 15 watts, as new, 110/- each, 4 for £20.
MAGSLIPS 2in. type A.P.6550 and A.P.6549 and 6549A, 22/6 each.
RADIAL STUD SELECTOR SWITCHES. 20 stud tap, 5/- each.
RESISTORS (insulated type) and 1 watt), 15/- per 100.
SPIRIT LEVELS. small for instruments etc. 1in. long 3in. wide 1/- each, or 9/- doz.
SLYDOK FUSE HOLDERS. 5 amp. and 15 amp., 2/- each.
TRANSFORMERS. 110 v. to 230 v. input, 12 v. 4 amps. output, 12/6 each.
YOUR ENQUIRIES FOR ANYTHING NOT LISTED PLEASE.
All goods offered are ex-W.D
Please include postage on all orders under £1.
TERMS C.W.O. WRITE OR CALL
W. MILLS
3B TRULOCK RD., TOTTENHAM, N.17
Phone: Tottenham 9213 & 9330

Quality Electronic Equipment. All guaranteed to be in perfect condition

MULTIMETERS

AVO A.C./D.C. Minor	£7 0 0
AVO Model 40	£12 10 0
AVO Model 7	£14 0 0
AVO Model 8	£18 0 0
TAYLOR Mod. 82, 1,000 OPV	£8 10 0
TAYLOR Mod. 120, 18 ranges	£7 0 0
PULLIN Series 100	£9 0 0

VALVE VOLTMETERS

AIRMEC	£45 0 0
AVO	£28 0 0
MARCONI TF428	£18 0 0
R C A Volt Ohmyst	£20 0 0
TAYLOR 171A	£23 0 0
HICKOCK (Brand New) ranges 2.5-250 A.C. V, 2.5- 1,000 D.C. V, 2.5-1,000 mA D.C., resistance 0-1,000 megs., frequency up to 100 Mc/s, voltage 110 A.C.	£30 0 0

VALVE TESTERS

AVO Valve Characteristic Meter	£45 0 0
AVO Roller Panel type	£9 10 0
TAYLOR Type 45B	£20 0 0
TAYLOR Type 45C	£22 0 0

FREQUENCY METERS

BENDIX Type BC 221. Naval version of BC 221 Type LM 14. VHF versions TS 174/U and TS 175/U—85—1,000 Mc/s. 20-250 Mc/s. Both in as **NEW CONDITION.**

OSCILLOSCOPES

Browning Laboratories	£25 0 0
COSSOR Type 339, dbl. beam (Write for price rebuilt to Lab. standard.)	£30 0 0
COSSOR Type 1049	£110 0 0
COSSOR S.B. Type 1039	£21 0 0
MULLARD E 800	£45 0 0
G.E.C. Minniscope DB	£19 0 0

MEGGERs

EVERSHED Series 2 Bridge Megger 500 V	£55 0 0
Ditto. 250 V	£35 0 0
Evershed 1,000 V Meg- ger with external decade box. NEW	£100 0 0
WEE Type 500 V	£10 10 0
Ditto. 250 V	£8 0 0

MARCONI CR100

In good condition..... £25 0 0

SIGNAL GENERATORS

AVO Wide Range 100 Kc/s- 80 Mc/s F	£20 0 0
AVO All Wave 100 Kc/s-40 Mc/s F	£9 0 0
MARCONI Type TF 144G	£85 0 0
MARCONI Type TF 517	£35 0 0
MARCONI Type TF 390G	£35 0 0
TAYLOR 65B	£10 0 0
TAYLOR 65C 100 Kc/s-80 Mc/s	£14 0 0
TAYLOR 67A 240 Mc/s	£20 0 0
TAYLOR TV sweep oscillator 92A 0-25 Mc/s	£25 0 0
COSSOR FM Alignment Generator 1324	£23 10 0
R C A 710-370-550 Mc/s	£35 0 0

HALLICRAFTERS



S27. Range 27.8-143 Mc/s. AM and FM detectors. For 110/230 volts A.C. mains. In working order £35
S27CA. 135-235 Mc/s £50
Also supplied rebuilt to laboratory standard and guaranteed for 3 months.
Prices on request.

USA Microwave Test Equipment

TS3, TS10, TS13, TS14, TS33, TS35, TS61, TS62, TS69/AP, TS127, TS226, TS45/AP, TS47/AP. Please write for details. TSX-4SE Spectrum Analyser.

VHF-UHF and Microwave Receivers

R1359 150-500 Mc/s.
R1294 500-3,000 Mc/s.
RECEIVERS Type AN/APR4, 30-1,000 Mc/s, AN/APR5, 1,000-6,000 Mc/s.

HALLICRAFTERS

S38AC/DC 550 Kc/s-32 Mc/s	£22 0 0
S20	£24 0 0
S20R	£27 0 0
SX24	£29 0 0
SX28	£45 0 0
SX71	£95 0 0

MANUALS

For the following receivers:—
AR88LD-D, AR77E, R107, Halli-
crafters, SX24, SX28, S20R, S20, B2
Transmitter-Receiver, HQ120, HRO,
Junior and Senior, £1/7/6 each.
Set of main dial, bandspread and name
plate for AR88D, £1/10/- set of three.

EDDYSTONE

640	£25 0 0
740	£32 0 0
840A	£50 0 0
750	£50 0 0
680	£70 0 0
680X	£85 0 0
VHF 770U	£160 0 0

NATIONAL HRO

complete with all coils and power
supplies..... from £25 0 0
NC57
 £40 0 0 || NC173 | £120 0 0 |
National HRO 7T. 1,2-30 Mc/s	£110 0 0
RCA AR88LF	from £50 0 0
AR88D	from £65 0 0

WE ALIGN, RECONDITION and CALIBRATE RECEIVERS also TEST EQUIPMENT in our own LABORATORIES

Write, call or Telephone
GERrard 8410

UNIVERSAL ELECTRONICS

Shop hours, 9.30 a.m. to 6 p.m.
Thursday 9.30 a.m. to 1 p.m.
OPEN ALL DAY SATURDAY

22/27 LISLE STREET, LEICESTER SQUARE, LONDON, W.C.2

The Manning-Garr P.53C MINIATURE POLARISED RELAY

In dust-proof heavy gauge anodised aluminium can mounted on B9A base for plugging in. (P53 original open non-plugging version still available.)

P53C BIASED TO EITHER SIDE
P57 C/CS CENTRE STABLE
ALL TYPES FITTED WITH
PLATINUM CONTACTS WHERE SPECIFIED



Actual Size

Data—A Sensitivity of 25 milli-watts and capable of handling mains voltage on the contacts with alternating currents up to 0.25 amps. Being polarised they have the advantage that the armature contact on P53 and P53C models can be biased to lock in either direction by suitable adjustment of the contact screws which provides a useful facility where pulse operation is required. Speed of operation is high and the Relay will follow frequencies appreciably higher than 50 c.p.s. Resistance up to 7,000 ohms which is acceptable for Anode circuits. Alternatives to specification if required. Sole Concessionaires.

POST OFFICE TYPES

3,000 & 600 RELAYS
TO SPECIFICATION

Tropicalising, impregnating
and Services jungle finish if
required. Delivery 3-4 weeks.

Manufacturers to H.M. Govt. Depts. and leading Contractors

L. E. SIMMONDS LTD.

5 BYRON ROAD, HARROW, MIDDX.

Tel: Harrow 7797/9 Grams: SIMRELAY HARROW

KAYE ELECTRICAL MANUFACTURING CO.

Manufacturers of P.O. types
3000 & 600 Relays

Contacts

Up to 8 c/o $\frac{1}{2}$ or 1 amp.
Up to 4 c/o 5 amp.
Insulation up to 650 v.

Coils

Up to 100,000 Ω , guar.
+ or - 3% on turns.
+ or - 5% on ohms.

All new materials only used. Ordinary or tropical finish to Specification. Fully made and adjusted to A.I.D. — I.E.M.E. or P.O. Standards.

Send for our Free 6 page Relay information folder.

Havelock Works, Havelock Place, Harrow, Middlesex

Telephone: Harrow 1432

Suppliers also of complete range of relay component parts.

NEW S.T.C. AND "WESTALITE"
SELENIUM RECTIFIERS. Largest L.T.
range in Great Britain. Latest Current
Products. NOT Surplus.

REVISED PRICES (3rd JUNE)

S.T. & C. E.H.T. K3/15, 5/-; K3/45, 9/4;
K3/50, 9/10; K3/100, 16/8; all post 4d. extra.
BRIDGE CONNECTED FULLWAVE.
17v. 1a., 13/4; 1.5a. 26/6; 2.5a. 32/6; 3a.
30/6; 4a. 38/-; 5a. 38/6; all post free. 33v.
0.6a. 22/3; 1a. 22/9; 1.5a. 45/-; 2a. 54/-; 3a.
54/-; 4a. 64/-; 5a. 68/-, all post 1/6. 54v. 1a.
33/-; 1.5a. 62/-; 2a. 74/-; 3a. 74/-; 5a. 97/-;
72v. 1a. 42/-; 1.5a. 78/-; 2a. 95/-; 3a. 95/-;
5a. 124/-; 100v. 1a. 61/-; 1.5a. 112/-; 2a. 134/-;
3a. 134/-; 5a. 180/-, all post 1/10.

**BRIDGE CONNECTED WITH $\frac{7}{8}$ in.
SQUARE COOLING FINS** 17 v. 6 a.
53/7; 10a. 61/-; post 2/3.

**BRIDGE CONNECTED HEAVY DUTY
FUNNEL COOLED or $\frac{7}{8}$ in. SQUARE
COOLING FINS.** Both types, same price
17v. 12a. 95/-; 20a. 120/-; 30a. 172/-; 50a.
280/-; 33v. 6a. 89/-; 10a. 102/-; 12a. 176/-;
20a. 202/6; 54v. 6a. 124/-; 10a. 144/-; 72v.
6a. 160/-; 10a. 186/-; 100v. 6a. 227/6; 10a.
270/-, all post 3/-.

REVISED PRICES (7th FEB.)

"WESTALITE" (BRIDGE). 12-15v. D.C.
0.6a., 12/-; 1.2a., 30/-; 2a., 32/6; 2.5a., 49/-;
5a., 37/6; 10a., 64/6; 20a., 117/6; 30a., 171/-;
50a., 278/-; 24v. 1.2a., 30/-; 2.5a., 49/-; 5a.,
60/-; 10a., 109/6; 20a., 208/-; 36v. 1.2a., 47/6;
2.5a., 84/-; 5a., 82/6; 10a., 154/6; 100v. 1.2a.,
82/6; 2.5a., 154/6; 5a., 195/6; 10a., 391/-.
All post extra from 1/6-3/-. E.H.T. Rects.
14D134, 25/-; 36EHT60, 35/10, post 4d
1 m.a. A.C./D.C. meter-rects., 14/6.


Wholesale and Retail

Special Price for Export and Quantity

T. W. PEARCE

66 Great Percy Street, London, W.C.1
Off Pentonville Road. Between King's Cross and Angel.

This UNIQUE BENDER



Quickly and Accurately Forms

ANGLES, CHANNELS, SECTIONS, BOXES,
LIDS, TRAYS, TANKS, CHASSIS BRACKETS,
CLAMPS, CLIPS, SHROUDS, etc.

Invaluable to Research Workers and
Manufacturers of Chemical, Electronic,
Radio and Electro-Medical Apparatus.

NEW!

The **R7-26** does everything the
RXX-26 can do. It also makes Trans-
former, Instrument and other Cases
in Mild Steel up to 14 s.w.g.

For easy operation, this tool is fitted
with Needle Bearings.

TWO TOOLS for little more than
the price of ONE

For 6 page Folder write to:—



A. A. TOOLS (W)

197a Whiteacre Rd., Ashton-u-Lyne

Every genuine A.A. tool bears this mark.

M. & J. PEARSON

Radio, Television & Radar Equipment

OFFER

THE FOLLOWING AMAZING BARGAINS

- 1.—Marconi Test Sets. Type 87. A.C. mains 50-150-300 Mc/s, 27" x 10 $\frac{1}{2}$ " x 10 $\frac{1}{2}$ ". Complete with mains lead, co-ax. cables and instruction book. Brand New. Only **£3/10/0** each.
- 2.—Receiver/Transmitter. New Zealand Set. Z.C.1, 12-volt. 2.5-6.5 Mc/s. New, but condensers need replacing owing to long storage. Special Price to clear **£5/0/0** ea.
- 3.—R.1156 Receivers 'B' model in nice condition tested before dispatch. A few left. **£5/19/6**.
- 4.—American Type Aldis Lamps. Grimes Signal Light. Model K3. 24-volt. 5.3 amp. Sealed beam. With small swivel stand and four coloured filters all new in neat fibre cases. **17/6** each.
- 5.—Mirror Galvanometers Mark**11. 45 seconds by Cambridge Instruments Co. Sensitivity. 2,400. mms. Brand new in cases. **£4/0/0** each.
- 6.—Redspot Transistors. With circuits. **7/6** ea.
- 7.—Hand Microphones. Moving Coil. To suit loud hailers, complete with switch and 10 yds. screened cable. All new. **22/6**.
- 8.—Hailer Speaker Diaphragms. V/Vox, Parmeko, etc. Ref. No. W.3506. 792, 2060, etc. **2/6** each.
- 9.—Special Offer. $\frac{1}{2}$ in. x 4BA. bolts with nuts, round slotted head, hex. nuts, cad. plated. 5/- gross.

All prices include Post and Packing
Scotland and England.

263 GALLOWGATE GLASGOW, C.4

Telephone: BELL 0729.

DEPENDABLE RADIO SUPPLIES LTD.

12a TOTTENHAM STREET, LONDON, W.1. (2 minutes Goodge Street Station. Opp. Heals in Tottenham Court Road)
 Phone: LANgham 7391/2. Hours of Business 9-6. Callers welcome. Terms: Cash with order or C.O.D.

BLOWER MOTORS
 (6-12 or 27 volt) 17/6.
 Complete with blower 22/6.
 P. & P. 2/6.



COMPLETE P.A. SYSTEM

Canadian Telephone loudspeaking Amplifier Unit with 4 loud hailers, powered microphone, headphones and spares. Works off 12 v. D.C. New and boxed, ready for export. **WONDERFUL OPPORTUNITY - CANNOT BE REPEATED.**

OR SPECIAL OFFER TO CLEAR THE LOT **£10-10-0** complete. Carriage extra.

High voltage mains transformers nput 200, 210, 220, 230, 240, 250. Output 1760, 1500, 0, 1500, 1760, 162KVA. Brand New £10/10/0. Carr. 10/-

DYNAMOTOR ROTARY TRANSFORMER



D.C. Output 285 volts, .075 amps. D.C. Input 27 volts, 1.75 amps. Price 37/6 ea. Can be supplied in 12 volt. P. & P. 3/-.

LOUDHAILER SPEAKER UNIT


Impedance 7Ω. 6-8 watts output. Weight 10lb. Size 7 1/2 in. Depth 10 in. Diam. Easy Fixing. Weatherproof. Spun solid steel. Hammered finish.



PRICE £3/15/- Carriage & Packing 7/6

BOTH ITEMS IDEAL FOR SPORTS EVENTS, ELECTRONIC ENGINEERING AND SOCIAL FUNCTIONS.

Complete Portable Vehicle Loudhailer operates on 12 v. or 24 v. supply, output 6 watts. Can be fixed easily. Comprising Power Pack, Loudhailer Hand Powered Microphone. Weatherproof. Very heavy metal case. PRICE EACH £7/10/- Carr. & Packing 10/-



UNREPEATABLE OFFER LESS THAN HALF MANUFACTURERS COST



Brand new single phase motors suitable for tape recorders, radiograms, work-shops, etc., etc. Has many uses. Reversible 200-230 v. 5in. oz. torque. 1,400 r.p.m. Capacitor start. Weight 4 1/2 lb. Length overall 5in. spindle both ends. 2in. x 1/2in., 2 1/2in. x 1/2in. Price, inc. P.P. and capacitor, 55/-.

ROTARY TRANSFORMERS

Delivery Ex Stock. Quotations on application.



H.T.31
 nput 11.5 v. Output 250 v. at 125 mA.

H.T.32
 nput 11.5 v. Output 490 v. at 65 mA.

Both can be supplied tropicalised.

AS USED IN PYE MOBILE TRANSMITTERS AND RECEIVERS P.T.C. 102 AND P.T.C. 114. ALSO HUDSON'S MOBILE RADIO TRANSMITTERS AND RECEIVERS.



HEAVY DUTY SLIDING RESISTORS

Supplied in two types

250 watts to carry 25 amps. Resistance 0.4 ohms, worm drive, also 125 watts, 12 amps. Resistance 1 ohm, slider. Suitable for charging board, etc. Size 9 x 4 x 6 in. high. Brand new. Price 12/6. Post 3/-.

V.H.F.

AIRCRAFT TRANSMITTING AND RECEIVING INSTALLATIONS AT LOW PRICE

- ★ Frequency Range—115-145 mc/s. in four remote selected Crystal Controlled Channels.
- ★ Transmitter Output Power—4watts minimum. Input—28 volts D.C.
- ★ Nominal Air-to-Ground Range—100 nautical miles.

The whole installation consists of:
 Transmitter-Receiver (dimensions: 7.9in. x 9.0in. x 18.0in.),
 Control Unit,
 Mounting Rack,
 Anti-Flutter Aerial,
 Headset Assembly complete with Electro-Magnetic Microphone Type 48 or Throat Microphone,
 Plugs and Sockets.

Total Weight of the installation only 25.5 lbs.
 PRICE of complete installation as above, without Crystals, released to A.R.B. Requirements **£125.**

Adequate spares are available for this equipment. Please note that this high performance equipment is currently used by many Air Forces and Airlines.

Please write for further details to:

Z & I AERO SERVICES LTD.
 14 SOUTH WHARF ROAD, LONDON, W.2
 Telephone : AMBassador 0151/2

SAMSON'S SURPLUS STORES

A.M. HEAVY DUTY TRANSFORMERS. Pri. 220-230 v. Sec. 50 v. 30 amp. £6/10/-, carr. 10/- Pri. 200-250 tapped. Sec. tapped 28, 20, 30, 31 v., 21 amps. £4/10/-, carr. 7/6.

NEVLIN 3,000 WATT AUTO TRANSFORMERS. Input 200-250 v., output 110 v. Completely enclosed in metal case, with input voltage selector switch and fuses. Supplied brand new at a fraction of maker's price. £9/15/-, plus carr.

BLOCK CAPACITORS. 10 mfd., 500 v wkg. at 140 deg. F. Sub chassis mounting, 5/6. 4 mfd. 800 v wkg. at 160 deg. F., 3/6. 4 mfd 400 v wkg. at 160 deg. F., 2/6. 4 mfd. 250 v wkg. at 160 deg. F., 2/- 2-25 mfd. 2,000 v. wkg. tropical 6/6. 0.5 mfd. 2,000 v. wkg. at 160 deg. F. 2/9. All condensers supplied new and guaranteed Postage on all condensers 1/6 Special price for quantities.

SPECIAL OFFER OF BRAND NEW BOXED A.M. VALVES. RCA.1616 6/- 1625 4/6. British PEN46 5/- VU120A 2/- 6U5 5/- 12U5 4/- 35L6 5/- 50L5 5/- 7H7 3/6. 7B5 5/- SP42 4/- 955 4/- 9004 4/- 12S17 4/- 12H6 4/- VR150 5/- PEN25 4/6. AR8 5/- ARP12 4/- APT4 4/- Postage on all valves 1/6.

ADMIRALTY INTEGRATORS. Type AS91 incorporating very fine galvo. movement, coil 40 ohms, centre zero to F.S.D. 1 microamp. Small mirror one metre radius. A very useful laboratory instrument, 65/-, carr. 4/- **METRO-VICKERS** Master Voltmeters, 0-20 volts A.C. 50 cy. M1 6in. mirrored scale, 17/6, p.p. 3/- 2in. sq. 1/2 amp. RF meters, 5/6, p.p. 1/6.

HEAVY DUTY SLIDING RESISTORS. 1 ohm 12 amp. slider control 8/6. 300 ohm 1 amp. geared drive 32/6. 1,100 ohm 0.4 amp. horizontal sweep control 17/6. 5.3 ohm 8 amp. geared drive 22/6. 0.4 ohm 25 amp geared drive 15/6. 50 ohm 1 amp., slow friction gear drive, 10/6. 17.5 ohm 5 amp. fixed, 10/6. 95 ohm 3.3 amp., no control but fitted with adjustable tapplings, 22/6. American 12in. dia. field rheostats 38 ohm 5.6 amp. res. out. 2 1 amp. res. in. 45/- Postage on all resistors, 3/-.

S.T.C. FIELD-HAND TELEPHONES. Type YA 7783. A self-contained unit. Measuring 9 x 2 1/2 x 2 1/2 in., which can easily be held in the hand. With built-in buzzer and battery compartment. Complete with 4 1/2 v. battery. Supplied brand new at a fraction of maker's price, 65/- each. Postage and packing 2/6.

TELEPHONE CABLE. Type D3 1/3 mile drums. Brand new, 19/6, carr 4/- Commando assault telephone cable P.V.C. 1,000 yard drums. Ideal phone cable and very useful in the home and garden. 8/11. P.P. 3/-.


169/171 Edgware Road, London, W.2 Tel.: PAD 7851
 125 Tottenham Court Road, W.1. Tel.: EUS 4982

All orders and enquiries to our Edgware Road branch please. This is open all day Saturday.

THE PEOPLES ARC-WELDER

£15-12-0d

Complete with all accessories shown. Ready for plugging into 10 amp socket 200/250 v. a.c. mains. Infinitely variable control of welding current by hand-wheel. Welds up to 5/32" thickness a down to 24 sheet for the Motorist, Householder & Engineer.



£15-12-0d CASH WITH ORDER.
CARRIAGE APPROX 7/- AFTER DELIVERY
Uses 1/4 & 1/8" Standard Flux Coated Electrodes. One bundle of each supplied with Welder. Extra Electrodes 7/- per bundle.

NEST OF DRAWERS

Overall: 6 1/2 in. wide x 5 in. deep x 10 1/2 in. high. 12 drawers each 8 in. wide x 4 1/2 in. deep x 1 1/2 in. high. Useful storage for radio component nuts, bolts and other small parts. Stout sheet steel, green enamelled, 19/6. P. & P. 2/6.



BATTERY CHARGERS

To charge 12 v. and 24 v. batteries at 10 amps. continuous, 12 amps. intermittent. Fine and coarse control of charging current. Fitted with fuses. New metal rectifiers. For 200/250 v. A.C. supply. By Standard Telephone & Cables. In first class order. £14 C.W.O. Carriage (avge. 10/-) payable on or after delivery.



HARMSWORTH, TOWNLEY & CO.,
2 JORDAN STREET, MANCHESTER, 15

SECOND THOUGHTS ON RADIO THEORY

By Cathode Ray of "Wireless World." Forty-four articles reprinted from the popular Wireless World series, in which the author examines various aspects of elementary radio science.

25s. net. By post 26s. 4d.

from booksellers or direct from
Hiffe & Fens Ltd., Dorset Hse., Stamford St., London, S.E.1

Solder with

LITESOLD
REGD. TRADE MARK

"PERMATIP"
AND
"PERMABIT"

INSTRUMENTS
FOR
GREATER
SOLDERING
EFFICIENCY

The soldering bit which maintains its face indefinitely without attention. 25 models available for mains or low voltage supply. Bit sizes 3/32 to 3/8 inch. Full details in booklet 'S.P.5' from sole manufacturers:—

LIGHT SOLDERING DEVELOPMENTS LTD.
106, GEORGE ST., CROYDON, SURREY
Tel.: CROYdon 8589

FINSBURY TRADING CO.

EX U.S. AERIAL, 9ft. spring loaded and fully collapsible complete with cords and guys, ideal as aerial or fishing rod, brand new, 10/6, p. & p. 2/-.

INTERCOMMUNICATION HAND SETS, self-energised, similar to G.P.O. type, no electricity or batteries required, connect with 2-way bell wire, clear range of several hundred yards. Brand new. 32/6 per pair, p. & p. 2/-.

HIGH SPEED RELAY, 2 bobbins 1,000 ohms each, 5/6, p. & p. 9d.

U.S. HIGH SPEED RELAY, 300 ohms coil 2.05 v. adjustable contacts, 5/-, p. & p. 9d.

HEADPHONES M/C, complete, 9/6 per set, p. & p. 1/6.

HEADPHONES CLR, complete, 7/- per set, p. & p. 1/6.

HEADPHONES BAL. ARMATURE 9/- per set, p. & p. 1/6.

EX G.P.O. ELECTRO MAGNETIC COUNTERS, 5 x 1 1/2 x 1 1/2 in. 4 figures, various voltages D.C. 3/6 v. 18/24 v. 100/110 v. 200/230 v. D.C. 5/- each, p. & p. 1/6.

TERMS: C.W.O.
FOR CALLERS ONLY: A selection of VHF, FM, AM and Ultra Short Wave Signal Generators, various frequencies; also valve voltmeters, etc., at real bargain prices.

We specialise in Telephone and Z.A. Equipment and spares as used by Govt. Depts. and the Services. Trade and manufacturers enquiries invited.

12, STOKE NEWINGTON HIGH STREET, LONDON, N.16.
Tel.: CLIssold 7342.

LOCKWOOD

makers of

Fine Cabinets

and woodwork of every description for the Radio and allied trades

LOCKWOOD & COMPANY (WOODWORKERS) LTD.

Lowlands Rd., Harrow, Middlesex. Byron 3704

RESISTANCE WIRES
EUREKA - CONSTANTAN

MOST GAUGES AVAILABLE
NICKEL-CHROME - MANGANIN

POST RADIO SUPPLIES

33 Bourne Gardens, London, E.4
Phones: CLIssold 4688/2021

BRADMATIC

HIGH CLASS TAPE RECORDING EQUIPMENT
HEADS, DESKS, TAPES, ETC.

Send for lists
BRADMATIC LTD.
STATION ROAD, ASTON, BIRMINGHAM 6
Telephone: East 2881-2

COPPER WIRE

ENAMELLED, TINNED, LITZ, COTTON AND SILK COVERED.

RESISTANCE WIRES,
1 oz., 2 oz., and 4 oz. REELS.

All gauges available.

B.A. SCREWS, NUTS, WASHERS,

soldering tags, eyelets and rivets.

EBONITE and BAKELITE PANELS,

TUFNOL ROD, PAXOLIN TYPE COIL

FORMERS AND TUBES, ALL DIAMETERS

Latest Radio Publications.

SEND STAMP FOR LIST. TRADE SUPPLIED.

G.E.C., B.T.H. & WESTINGHOUSE GERMANIUM CRYSTAL DIODES

1/- each. Postage 3d.

Diagrams and three Crystal Set Circuits Free with each diode.

A large purchase of these fully GUARANTEED diodes from the manufacturers enables us to make this attractive offer.

POST RADIO SUPPLIES

33, Bourne Gardens, London, E.4



-OF COURSE

FOR THE

Cydon

"TELETUNER"


units available for all known channels

UNCLES, BLISS AND CO. LTD

NEW PARADE - CHERRY ORCHARD RD - EAST CROYDON SURREY - TELEPHONE: CROYDON 3379/6390

A SPENCER-WEST BAND III CONVERTOR

FOR £6 . 5 . 0



The Type 80 with printed circuits, panel controls or Band switch and fine tuning and a performance which ensures enthusiastic satisfaction.

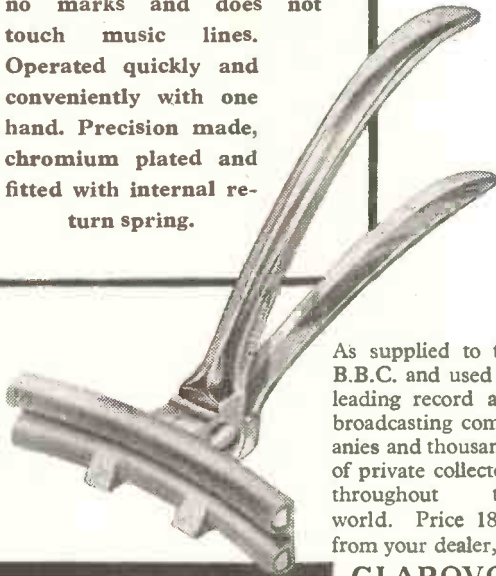
Handsomely designed and finished to stand on your receiver with its self-contained power supply it just plugs straight in.

Full descriptive leaflet on request.

SPENCER-WEST LTD.
QUAY WORKS, GREAT YARMOUTH, NORFOLK

Phones: Works 4794; Sales 3009
Grams: Spencer-West, Gt. Yarmouth

For safe and easy handling of all records. Prevents fingerprints, scratches and accidental damage. Leaves no marks and does not touch music lines. Operated quickly and conveniently with one hand. Precision made, chromium plated and fitted with internal return spring.



As supplied to the B.B.C. and used by leading record and broadcasting companies and thousands of private collectors throughout the world. Price 18/6, from your dealer, or

CLARVOX PRODUCTS LTD
465, Walsgrave Rd.
COVENTRY

MIRAGRIP
PATENT APPLIED FOR



F. M. RADIO SERVICING HANDBOOK

Gordon J. King

M.I.P.R.E.

New. Up to date. Covers the whole field of F.M./V.H.F. reception in theory and practice. Over 100 illustrations. 25/- net

THE ENCYCLOPAEDIA OF RADIO & TELEVISION

Tech. Consultant: J. H. Reyner

A.C.G.I., B.Sc.(Hons), D.I.C., M.I.E.E., M.Inst.R.E.

Second Edition. Fully revised. Up to date. Complete A-to-Z guide to the theory and practice of modern telecommunications. Nearly 800 illustrations. 30/- net

From All Booksellers

ODHAMS



McMichael

RADIO LTD.

Have vacancies for the following in their
Slough Laboratories



Radio Circuit Engineers for work on an interesting programme of domestic receiver design covering Home and Export, A.M. and F.M., band spread, transistor, and valve cum transistor receivers.



Draughtsman for technical illustration work in connection with radio and television, including printed circuits and tuning scale masters.



Design Draughtsman for mechanical development of radio and television receivers from initial layout stage to issue of production drawings. Radio and television experience desirable but not essential.

Here is an opportunity for a well paid position with a progressive and expanding organisation.

Pension scheme in operation.

Please write with details of experience to the

**Chief Engineer,
McMichael Radio Ltd.,
Wexham Road,
Slough, Bucks.**



A. V. ROE & CO. LIMITED

WEAPONS RESEARCH DIVISION
(GUIDED MISSILES)

WOODFORD · CHESHIRE

have vacancies for

ELECTRONIC ENGINEERS

in their Computer Group, as follows:—

1. SENIOR ENGINEERS

- (a) For circuitry design on simulators.
(b) For circuitry design on digital computers with special knowledge of transistor circuitry.

2. JUNIOR ENGINEERS

to assist in the above projects.

3. TECHNICIANS

to assist in design development and to take maintenance responsibilities on existing machines.

Qualifications:

Applicants for positions 1 and 2 should possess a Degree or Higher National Certificate and have had experience in the design of electronic apparatus and preferably in the design of simulators and digital computers. Applicants for 3 must have either a Higher National Certificate or have had experience with electronic apparatus in general.

The Division is situated within easy access of Manchester and the Derbyshire hills, and the company provides excellent canteen facilities and a super-annuation scheme

Applications to:—

Post 1.

THE CHIEF ENGINEER,
A. V. ROE & CO. LIMITED,
WEAPONS RESEARCH DIV.,
WOODFORD, CHESHIRE.

Posts 2 & 3.

THE PERSONNEL MANAGER,
A. V. ROE & CO. LIMITED,
GREENGATE,
MIDDLETON, MANCHESTER.

Quote reference No. EE/WRD/R 30/W

GRAM-PAK AMPLIFIERS

Complete £3.19.6 ^{P. & P}/_{2/6}

This midget 4-watt amplifier fits neatly into any record player leaving ample room for speaker. Suitable with any speaker and all modern crystal 3-speed pick-ups. Dimensions 7in. x 2½in. x 1½in. Pressed steel plated chassis. Perfect, distortionless quality guaranteed. For 200-250 v. A.C.

ACCESSORIES:

ACOS crystal turnover pick-up, £1/14/6.
7in. x 4in. elliptical speakers, 19/6.
BSR 3-speed player unit with above pick-up, £4/12/6.
THE COMPLETE OUTFIT READY FOR YOUR CABINET £9.10.0 post free.

6d. stamp brings details by return.

ELECTRO-ACOUSTIC LABS.

ACADEMY STREET, INVERNESS

SHERWOOD - INSTRUMENTS LIMITED

FOR GUARANTEED WORKMANSHIP WITH PERSONAL SERVICE

- CAPSTAN WORK 10BA TO 1½in.
 - SHEETMETAL FABRICATIONS
 - ELECTRONIC METALWORK
 - PRESSWORK — ASSEMBLIES
 - PRODUCTION MACHINING
 - DRILLING — TAPPING — MILLING
 - WELDING — SILVER SOLDERING
- A.I.D. APPROVED
ROSEMONT ROAD, LONDON N.W.3
HAMPSTEAD 6655.

YOUR METER DAMAGED ?



Leading Electrical Instrument Repairers to the Industry

Contractors to the Ministry of Supply and General Post Office. Repairs by skilled craftsmen of all makes and types of Voltmeters, Ammeters, Microammeters, Multirange Test Meters, Electrical Thermometers, Recording Instruments, etc. Quick deliveries—for speedy estimate send defective instruments by registered post to:—

L. GLASER & CO. LTD.

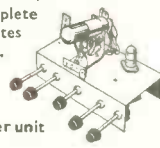
Electrical Instrument Repairers
97-100 ALDERSGATE STREET, E.C.1
(Tel. MONarch 6822)



OSCILLOSCOPE

(MINIATURE TYPE—1" C.R.T.)

Supplied in kit form complete with full instructional notes for radio & T/V servicing. Operates from power supply of most AC domestic radio receiver equipment or from power unit supplied as an extra.



Cash £10 (inc. post/pkg.) or 30/- down and 9 monthly payments of £1 (Total Price £10.10.0.) (Power unit, if required, £3 extra)

Order now or send for further details to:—
E.M.I. INSTITUTES, Dept. S.C.127, London, W.4

We manufacture all types of **SMALL TRANSFORMERS** and **CHOKES** with **MUMETAL** and **RADIOMETAL CORES** either with or without **MUMETAL SCREENS**.

Microphone, Pickup, Line input, Output, Computer, Rectifier, High Fidelity, Midst, Transistor, Vibration, Seismic, Instrument, Photocell, Recorder, Bridge and Experimental Transformers of all kinds.

Frequency bands in the range 1 c/s to 150 kc/s. Designs produced against Clients' electrical requirements.

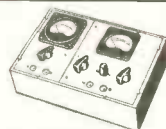
Quick delivery. Large or small quantities. Contractors to G.E.C., Rolls-Royce, Decca, H. J. Leak, R.C.A., M.O.S., Admiralty, etc.

E. A. SOWTER LTD.,

7 Dedham Place, Fore Street, Ipswich, Suffolk. Tel.: Ipswich 52794.

PORTABLE TEST PANEL

for workshop or students' use



Two separate moving coil meters for voltage, current and resistance measurement. In wooden case with metal front and test prods.

Ranges (AC & DC)
0-30mA
0-10v, 0-25v
0-500v
0-10,000 ohms
Size 8½" x 5½" x 2½"
light and portable.

Cash £6 (inc. post/pkg.) or 30/- down and 5 monthly payments of £1 (Total Price £6.10.0.)

Order now from:—
E.M.I. INSTITUTES, Dept. T.P.127, London, W.4

IC.87

PROVED The finest method for cleaning records
Already over 20,000 enthusiastic users

THE "Dust Bug"
AUTOMATIC GRAMOPHONE RECORD CLEANER
PATENT APPLIED FOR

Price reduced to 17/6 (plus 7/- purchase tax) from your local dealer or
CECIL E. WATTS

Consultant and Engineer (Sound Recording and Reproduction)
Darby House, SUNBURY-on-THAMES, MIDD



CABINETS

for Goodmans, G.E.C., Wharfedale, Jensen.

HI-FI Equipment and Records supplied.

Open till 5.30 Saturdays.

A. DAVIES & CO. (Cabinet Makers)
3 Parkhill Place, off Parkhill Road, London, N.W.3. GULLIVER 5775

IC.82

TEST ROOM PERSONNEL REQUIRED

Duties: Testing and calibrating a wide range of telecommunication and industrial electronic instruments.

Qualifications: We shall be pleased to receive applications from any man with or without academic qualifications, who is able to demonstrate suitable experience and training.

Call any day including Saturday mornings at

MARCONI INSTRUMENTS LIMITED
LONGACRES, HATFIELD ROAD
ST. ALBANS, HERTS.

or write giving full details to Dept. C.P.S., Marconi House, 336/7, Strand, London, W.C.2, quoting reference WW 2970Y.

MARCONI INSTRUMENTS LTD.

This Company has immediate vacancies at St. Albans in its Technical Literature (Telecommunications) Section; applicants should have electrical engineering qualifications and/or experience in the design or development of electronic equipment; the duties are varied and interesting and the posts provide permanent and pensionable positions in a well-established Company.

Apply to Dept. C.P.S., 336/7, Strand, W.C.2, quoting Ref. W.W. 2970B.

TECHNICAL WRITER of H.N.C.

or equivalent standard in radio or electronics required. Duties include editing of application reports from the Mullard laboratories, writing and preparing for publication articles dealing with valves, tubes and semiconductor devices. Previous experience of editing and publishing technique an advantage but not essential. The position offers an excellent opportunity to obtain a general grounding in technical publications work and in all branches of electronics prior to specialisation in a particular field.

Pension Scheme. Five-day week. Staff Restaurant.

Apply Personnel Officer, Mullard Ltd., Torrington Place, W.C.1.

MECHANICAL AND ELECTRICAL DESIGNERS AND DRAUGHTSMEN

required for the design of Plant and Equipment for the processing and testing of electronic valves, C.R. tubes and microwave devices.

There are also vacancies for *Mechanical Designers* on the new development of Special Purpose Machines, and Jigs and Tools. Qualifications: H.N.C. (Mech. or Elec.) or equivalent.

In addition there are openings for **MECHANICAL DRAUGHTSMEN** for Microwave, C.R.T. and valve design. Qualifications: O.N.C. (Mech. or Elec.) or Inter B.Sc.

These are all progressive positions with excellent prospects in an expanding field. 5-day week, canteen social club, Pension Scheme.

Write with full details quoting 101/4 to Personnel Officer.

M.O. VALVE CO. LTD.,
Brook Green, Hammersmith, W.6.

Manufacturers of Cathode Ray Tubes and Valves for G.E.C.

A. V. ROE & CO. LIMITED WEAPONS RESEARCH DIVISION (Guided Missiles) WOODFORD, CHESHIRE GUIDANCE SYSTEMS

An expanding research group requires mathematicians, physicists and engineers to investigate navigation systems and components.

A good academic background is important as the group investigates problems in many fields including servo-mechanisms, dynamics, optics, analogue computing statistics and vibration analysis.

The Division is situated within easy access of Manchester and the Derbyshire hills, and the company provides excellent canteen facilities and a superannuation scheme.

Applications to: **PERSONNEL MANAGER,**
A. V. ROE & CO. LTD.,
GREENGATE, MIDDLETON, MANCHESTER
Quoting reference *GS|WRD|R32|W*

ASSOCIATED TELEVISION LTD.

invite applications from
TELEVISION ENGINEERS
for appointment as

- (1) ASSISTANT COMMUNICATION ENGINEERS
- (2) JUNIOR COMMUNICATION ENGINEERS


Applicants should have a good knowledge of micro-wave and line transmission techniques and experience in analysing television waveforms.

Apply giving details to:

Box No. 1951 c/o Wireless World.

JASON SWITCHED F.M. TUNER

KIT



**5 VALVES.
SWITCH-TUNED
FRONT END SUPPLIED
COMPLETE WITH 2 VALVES**

When built, this new Jason F.M. Tuner provides choice of the three B.B.C. programmes at the turn of a switch, with a fourth position for "OFF". The Switch Tuned Front End is supplied wired, tested and aligned, complete with 2 valves and station-indicating plate. Chassis ready punched. In conformity with all Jason F.M. Units, this model is completely stable and offers the highest possible standards of reproduction.

Please send S.A.E. for complete price list.

FROM LEADING STOCKISTS or in case of difficulty
THE JASON MOTOR & ELECTRONIC CO.

328 CRICKLEWOOD LANE, LONDON, N.W.2

Phone: SPEedwell 7050

**CONSTRUCTOR'S SWITCH-TUNED
KIT including assembled Front End
with two valves and all parts as
specified and approved** **£9.0.0**

**SWITCH-TUNED FRONT END with
two valves, complete** **£6.5.0**

(incl. 21/15/0 P.Tax)

Date Publication Book of the
Tuner Pos P-Std 2/3 **2.0**

JASON POWER PAKE KIT **£2.1.9**

MARCONI INSTRUMENTS LTD.,
TECHNICAL PERSONNEL REQUIRED
Senior & Junior Electrical Design Engineers
SENIOR & JUNIOR MECHANICAL
DESIGN ENGINEERS

DUTIES: To undertake the design of Test Equipment covering practically the whole electronic field, including Telecommunication, Guided Weapons, and Nuclonics. Considerable personal responsibility and freedom is given, and there are no set rules regarding the number of people engaged on a project, the allocation of project leaders, etc.

QUALIFICATIONS: The ability to design equipment and aggressively progress a project through to the stage where a model is made and the information is available for a production drawing office. Senior engineers are usually of B.Sc. standard with practical experience in measuring techniques, while Junior engineers are often Graduate Members of one of the Professional Institutions, or have similar qualifications, but this is in no way mandatory. The ability to progress the project through to a satisfactory conclusion is the prime requirement. Due to expanding activities, men with drive and initiative can be sure of progressive advancement.

Comprehensive pension and assurance schemes are in operation, and Canteen and Social Club facilities are provided.

HOLIDAY ARRANGEMENTS CAN BE MAINTAINED

Call any day including Saturday mornings at

MARCONI INSTRUMENTS LTD., LONGACRES,
HATFIELD ROAD, ST. ALBANS, HERTS.

or write giving full details to Dept. C.P.S., Marconi House, 336/7, Strand, London, W.C.2, quoting reference WW 2970Z.

TELEVISION INSTRUMENTATION
DEVELOPMENT ENGINEERS

DUTIES: To undertake the design and development of test equipment for television, including work on special television camera applications. Considerable personal responsibility and freedom is given, and there are no set rules regarding the number of people engaged on a project, the allocation of project leaders, etc.

QUALIFICATIONS: The ability to design and develop equipment and aggressively progress a project through to the stage where a model is made and the information is available for a production drawing office. Candidates should preferably be of degree standard, or Corporate Members of one of the Professional Institutions, but consideration will be given to others who have considerable practical experience in the field. The ability to progress the project through to a satisfactory conclusion is the prime requirement. Due to expanding activities men with drive and initiative can be sure of progressive advancement.

Comprehensive pension and assurance schemes are in operation, and Canteen and Social Club facilities are provided.

HOLIDAY ARRANGEMENTS CAN BE MAINTAINED

Call any day including Saturday mornings at:

MARCONI INSTRUMENTS LTD.,
LONGACRES, HATFIELD ROAD,
ST. ALBANS, HERTS.

or write giving full details to Dept.: C.P.S. Marconi House 336/7, Strand, London, W.C.2, quoting reference WW 2970A.

THE ENGLISH ELECTRIC
COMPANY LIMITED

GUIDED WEAPONS DIVISION
STEVENAGE

ENGINEERS

CONTROL

ELECTRICAL

ELECTRONIC

ELECTRO-MECHANICAL

A number of engineers (senior or intermediate) in the above categories are required for work in the Engineering Department of our Production Wing. In all cases candidates should have reached H.N.C. or near equivalent standard and should have had industrial experience, preferably of a development nature.

Besides a knowledge of engineering fundamentals, applicants must have an interest in progressing and controlling technical work associated with the problem of getting equipment into production. Such equipment includes that built into missiles as well as test gear and ground equipment.

Adequate salaries will be paid to the right men.

Housing assistance can be made available.

Replies should be sent to Dept. C.P.S., 336/7, Strand, London, W.C.2, quoting Ref. WW1316F.

PROTON SYNCHROTRON

for the

"NATIONAL INSTITUTE FOR
RESEARCH IN NUCLEAR SCIENCE"

The UNITED KINGDOM ATOMIC ENERGY AUTHORITY (RESEARCH GROUP) invite applications from PHYSICISTS and ENGINEERS for a number of posts in the project team concerned with the design, construction and commissioning of a seven thousand million ELECTRON VOLT PROTON SYNCHROTRON at HARWELL, Berkshire.

RESEARCH AND DEVELOPMENT
 Physicists and electrical engineers will be recruited in the Scientific and Experimental Officer Classes. Knowledge of "Particle Accelerators" is not essential, though experience in one of the following fields is desirable:

Electro-magnets or transformers.

Heavy duty electrical machinery, rectifiers and switchgear.

Radio frequency systems especially in the range 1/100 Mc/s.

High Vacuum systems and associated monitoring and control equipment.

Electronics, including control circuits and instruments of all kinds.

ENGINEERING DESIGN, CONSTRUCTION AND MAINTENANCE

Senior posts are available for engineers with proved ability in similar large development projects preferably but not essentially of an electro-mechanical nature. The right experience for other responsible posts will have been obtained by engineers trained in any of the following:

Heavy electrical plant and equipment installations.

Plant and equipment for research and development.

Complex central circuitry.

Test plants for switchgear or rotating machines.

Rectifier systems.

Steel works.

SALARIES (Depending upon age, qualifications and experience) Scientific Officer and Engineer Classes—up to £2,080. Experimental Officer Class—up to £1,630.

For further details and an application form, please send a POSTCARD to:
RECRUITMENT (905/45), A.E.R.E., HARWELL, DIDCOT, BERKS.

RADIO TECHNICIANS IN CIVIL AVIATION

A number of appointments are available for interesting work providing and maintaining aeronautical telecommunications and electronic navigational aids at aerodromes and radio stations in various parts of the United Kingdom.

Applications are invited from men aged 19 or over who have a fundamental knowledge of radio or radar with some practical experience. Training courses are provided to give familiarity with the types of equipment used.

Salary £561 10s. at age 25 rising (subject to a practical test) to £671. The rates are somewhat lower in the Provinces and for those below age 25. Prospects for permanent pensionable posts for those who qualify.

Opportunities for promotion to Telecommunications Technical Officer are good for those who obtain the Ordinary National Certificate in Electrical Engineering or certain City and Guilds Certificates. The maximum salaries of Telecommunications Technical Officers are Grade III £790, Grade II £925, Grade I £1,160.

Apply to the Ministry of Transport and Civil Aviation (ESB1/RT), Berkeley Square House, London, W.1, or to any Employment Exchange (quoting Order No. Westminster 2109)

SENIOR DESIGN DRAUGHTSMEN

and draughtsmen of other grades are invited by the Pye group to apply for positions created by continued expansion in the light engineering industry.

Opportunities are offered to men with sound industrial training and experience in light mechanical or electrical engineering for rewarding work in a wide variety of electronic and electro-mechanical fields, including domestic radio and television.

Applications should be addressed in the first instance to:

The Chief Engineer, Pye Limited, St. Andrew's Road, Cambridge, quoting "DD"



A. V. ROE & CO. LIMITED WEAPONS RESEARCH DIVISION

(GUIDED MISSILES)

WOODFORD, CHESHIRE

have vacancies in their

TRIALS DEPARTMENT

for the following

1 SENIOR ENGINEERS

to be responsible for design and development of instrumentation and monitoring systems.

2 SENIOR ENGINEERS

to develop service test equipment

3 MECHANICAL AND ELECTRONIC TECHNICIANS

to operate in Trials Teams both in U.K. and Australia.

4 TECHNICIANS

for environmental testing.

5 DRAUGHTSMEN

to form part of development teams.

The work is concerned with the development of a guided weapon project and for Post 3 willingness to travel to and from Australia is essential.

QUALIFICATIONS:

Posts 1 & 2 - H.N.C. Standard
Posts 3 - 5 - Preferably O.N.C. Standard.

Previous experience is not necessary providing that initiative is shown and that candidates are willing to work with a minimum of supervision.

The Division is situated within easy access of Manchester and the Derbyshire Hills, and the company provides excellent canteen facilities and a superannuation scheme.

Applications should be addressed as follows:-

POSTS 1 & 2

THE CHIEF ENGINEER,
WEAPONS RESEARCH
A. V. ROE & CO. LIMITED
WOODFORD, CHESHIRE

POSTS 3, 4 & 5

THE PERSONNEL
MANAGER,
A. V. ROE & CO LIMITED,
GREENGATE,
MIDDLETON, M'CHESTER.

Quoting Reference WRD/HWL/R14/W

Progressive and Expanding RESEARCH DEPARTMENT

needs keen, enthusiastic engineers for

TELEVISION AERIALS

An engineer for the development of V.H.F. and U.H.F. aerial systems. Previous experience in this particular subject is not essential but applicants must have a good understanding of the basic principles involved and be prepared to guide a small team.

SUPPRESSION EQUIPMENT

An engineer is required to investigate various problems relating to interference filters and screened compartments for which a knowledge of filter networks is necessary.

Attractive commencing salaries are offered which will be based on experience, qualifications and age in each individual case. A Pension Scheme is in operation and all applications, giving full details of career so far, should be sent to the SECRETARY,

BELLING & LEE LTD.

GREAT CAMBRIDGE ROAD, ENFIELD, MIDD., ENGLAND

RESEARCH AND DEVELOPMENT

vacancies exist in the Research Department of a large instrument manufacturing organisation in South-East Essex for graduate physicists or graduate electrical engineers of merit and some years of industrial experience for the investigation of long-term problems associated with Echo Sounding and Non-Destructive Testing.

The work embraces acoustics and electronics and involves the application of the basic physical principles underlying ultrasonics, telecommunications and computers. Some knowledge in these fields would be an advantage.

The initial salary will be in accordance with experience and qualifications within a scale which allows ample scope for future development. A contributory pension scheme is available, and assistance in housing or removal expenses may be given in suitable cases.

Applications, which may be made in strictest confidence, should give full details of qualifications, previous experience, age and salary required, and be addressed to Box No. 1922 c/o "W.W."

R. B. PULLIN & CO. LTD., GREAT WEST ROAD, BRENTFORD MIDDLESEX

invite applications for the following appointments in their progressive and steadily expanding organisation.

(1) CHIEF TEST ENGINEER

to take charge of a department concerned with the production testing of electronic equipment of considerable variety and technical interest. Substantial experience is essential, preferably in a similar capacity, and familiarity with A.I.D. requirements would be an advantage. Technical qualifications to H.N.C. standard or the equivalent are desirable.

(2) SENIOR DEVELOPMENT ENGINEER (ELECTRO-MEDICAL)

to undertake a responsible part in the design of a wide range of Electro-Medical Instruments. An honours degree or the equivalent would be an advantage but is by no means essential.

(3) DEVELOPMENT ENGINEERS (ELECTRONIC)

to be concerned with the design of a variety of SPECIALISED INSTRUMENTS and TELECOMMUNICATIONS EQUIPMENT. Qualifications ranging from O.N.C. to degree standard are acceptable.

For the development posts applicants should have had appreciable previous experience of valve or transistor circuit design preferably (although not necessarily) in one of the above fields.

All appointments are permanent, pensionable and carry attractive salaries; they offer excellent prospects and the opportunity to work on a variety of interesting projects.

Applications will be treated in strict confidence. They should include details of qualifications and experience, an approximate indication of the salary required, and should be addressed to the Superintendent, Electronic Development Division (posts 1 and 3 above), or the Superintendent, Medical Development Division (post 2).

DEVELOPMENT ENGINEER

for Radio and Electrical Manufacturers.

Experienced in the design of radio and associated equipment. High salary for qualified engineer.

AMPLION (1932) LTD., 175/179
Cricklewood Lane, N.W.2. SPE 1156.

MULTITONE ELECTRIC CO. LTD.

invite applications from
Intermediate and Junior

ELECTRONIC ENGINEERS

for work on the development and testing of an interesting range of new electronic projects. There are vacancies for engineers with a wide range of qualifications and experience up to and including H.N.C. standard. Experience of development work or fault-finding advantageous. Preferred age range 20/30 years but applications will also be considered from young men who have recently left school with Higher School Certificate in Science. Apply stating age and giving particulars of education, training and experience to 12/20, Underwood Street, London, N.1.

VACANCIES IN GOVERNMENT SERVICE

A number of vacancies, offering good career prospects, exist for:—

Radio Operators — Male

Cypher Operators — Male & Female

Apply, giving details of education, qualifications and experience, to:—

Personnel Officer, G.C.H.Q. (FOREIGN OFFICE),
53 Clarence Street, Cheltenham.

VACANCIES FOR RESEARCH & DEVELOPMENT CRAFTSMEN IN GOVERNMENT SERVICE AT CHELTENHAM

INSTRUMENT MAKERS with fitting and machine shop experience in light engineering.

There are also vacancies where applicants with experience in one or more of the following can be considered:—

1. Maintenance of radio communication receivers.
2. Sub-assembly lay-out, wiring and testing of radio type chassis.
3. Cabling, wiring, and adjustment of telephone type equipment.
4. Fault-finding in, and maintenance of, electronic apparatus.
5. Maintenance of Teleprinters or Cypher machines and associated telegraph equipment.

BASIC PAY: £9/2/4d. plus merit pay, assessed at interview and based on ability and experience, as under:—

ORDINARY RATE: 10/- to 32/-
SPECIAL RATE: 38/- to 70/-

Opportunities for permanent and pensionable posts.

Five-day week, good working conditions single accommodation available.

Apply to:

Personnel Officer, G.C.H.Q.
(FOREIGN OFFICE),
53 Clarence Street, Cheltenham.

**POST RADIO SUPPLIES
FOR HEADPHONES**
DLR5, DLR2, BA5,
HEADPHONE CORDS
EXPORT ENQUIRIES INVITED
33 Bourne Gardens, London, E.4

**RADIO & ELECTRONIC
ENGINEERS . . .**

The MORSE CODE is still, and always will be, the basic Code for individual Signalling, whether on visual or telecommunication circuits.

So add this simple and interesting subject to your qualifications. Apart from the pleasure derived from this extra knowledge, it counts for much when a step up the ladder is under consideration.

Write for the **CANDLER BOOK OF FACTS** and see for yourself how fascinating the Candler method of teaching the Morse Code will prove.

CANDLER SYSTEM CO.
(56W) 52b ABINGDON ROAD, LONDON, W.8
Candler System Co., Denver, Colorado, U.S.A.


TROUBLE SHOOTERS
ESTERS
RAINEE TESTERS
FOR AM/FM RECEIVERS
GOOD RATES AND
CONDITIONS
APPLY: ACE RADIO LTD.
WILLESDEN 3902.

**RESEARCH
TECHNICIAN**
sought as First Assistant to
Head of Workshop in newly established and expanding Research Department. Candidate should have a good practical knowledge of machine tools and research workshop practice. Experience in research or university workshop and/or experience in the wiring and construction of electrical and electronic apparatus an advantage. Age 25-40. Good Salary, plus bonus.
Apply giving details of age, training and experience to:—
**Employment Officer,
HOOVER LTD.
Perivale, Greenford, Middlesex.**

FERRANTI LIMITED, EDINBURGH
are anxious to engage a
TECHNICAL AUTHOR
with at least two years' experience in the electronic field, for the preparation of technical handbooks on radar and fire control systems. A substantial salary will be offered to the successful candidate. Congenial working conditions. Staff superannuation scheme is in operation.
Please apply to the Personnel Officer, Ferranti Limited, Ferry Road, Edinburgh, 5, quoting Ref. T.A./59.

ELECTRONIC ENGINEERS
are required by Pye Limited for development work on equipment for communal T/V aerial systems. Previous experience of development of electronic equipment is essential
Please write in first instance to the Chief Engineer, Pye Limited, Cambridge, quoting 'TVR'.

FOR SALE
SCR 584
RADAR SET AND TRAILER
As new condition—Fully equipped. 10 CM. Search and Track. Ideal for Guided Missile Tracking, Trailer Van, Tools, some Spares, etc.
CONTACT OWNER
P. J. Plishner, 550 5th AVE., NEW YORK

ODDIE FASTENERS
Pat. 507249

THIS FASTERER WITH ENDLESS APPLICATIONS—SIMPLE—POSITIVE SELF-LOCKING. MADE IN A VARIETY OF TYPES AND SIZES. SPECIAL FASTENERS TO SUIT CUSTOMERS' REQUIREMENTS. WIDELY USED IN THE RADIO INDUSTRY.
Illustrated brochure and other information will gladly be sent on request.
DEPT. "W.W."
Oddie, Bradbury & Cull Ltd., Southampton
Tel.: 55883 Cables: Fasteners, Southampton

MARINE RADAR
Never before have the opportunities been so great for experienced engineers to achieve satisfaction with their design work.
Join a world famous Company and see your ideas take shape in prototype and production form.
Decca Radar offer unique facilities for capable men to put new ideas into quick production.
There are Senior and Junior vacancies for:
MICROWAVE ENGINEERS
Write or telephone the Chief Development Engineer, DECCA RADAR LTD., 9, Davis Road, Chessington, Surrey. Telephone: ELMbridge 5281.

LEEVERS RICH
MAGNETIC RECORDERS
for STUDIOS - INDUSTRY - RESEARCH
78B, Hampstead Rd., London, N.W.1

**PHYSICISTS AND
ELECTRICAL ENGINEERS**
Progressive positions are open to qualified people of degree standard for work on development and manufacture of special radio valve and microwave devices.
Initial training at the Research Laboratories of the G.E.C. will be available for certain selected candidates.
Canteen, pension fund and social club.
Apply quoting T/1 to:—
**Personnel Officer, THE
M.O. VALVE CO. LTD.,
Brook Green,
Hammersmith, W.6.**
MANUFACTURERS OF VALVES for G.E.C.

Z & I AERO SERVICES LTD.

ATTENTION RADIO AMATEURS AND MODEL MAKERS


Brand new American Test Kits comprising the following :




Frequency Meter (Absorption) BC-906-D, range 150-235 mc/s.




Test Oscillator I-196, portable battery operated; frequency range 150-235 mc/s.



Test Receiver BC-1066, 150 to 235 mc/s, battery operated; contains one valve 1D8GT and two Valves 957.



Range Calibrator BC-949; contains a resonating circuit that can be switched to produce signals from 8 to 81 kc/s. Valves: one each 6SL7GT and 6H6.




Indicator BC-936; contains a diode rectifier circuit (957) to rectify received pulsed RF signals. The output can be supplied to a C.R. Oscilloscope.

PRICE : £ 5. 10. 0 per set

CARRIAGE : £ 1. 0. 0 extra.

EDDYSTONE 358X COMMUNICATION RECEIVERS



40 kc/s to 31 mc/s with ten plug-in coils.

PRICE: Aerial Tested, complete with ten coils £12 10 0
Fully overhauled and guaranteed, complete with mains power pack..... £25 0 0
ALSO, for the first time we have available separately coils in sets of ten or individually, at 17/6 each or £6/10/- per set of ten in wooden box.

A.C. MAINS POWER PACKS, for 200/250 v mains. Output 300 v, 200 mA, D.C., 12 v. 3 amp. A.C. These can also be adapted for Eddystone Receivers. Size 7 1/2 in. x 7 in. x 13 1/2 in. Price brand new.....£3

2 1/2 in. CENTRE ZERO PLAIN SCALE 600 MICROAMPS. F.S.D. GALVANOMETERS, projection mounted, plug-in type..... 12/6
2 in. ROUND FLUSH MOUNTED MILLIAMMETER, 1 mA. F.S.D., enclosed in a rectangular steel box 2 1/2 in. square, with 5ft. long lead terminated with 2-pin socket, brand new..... 17/6

HALLICRAFTER S-27C UHF COMMUNICATION RECEIVER. Range 130 to 210 mc/s., FM/AM Detector, for 115 v. A.C. mains, fully overhauled and guaranteed..... £50

R-1155-L COMMUNICATION RECEIVERS. Range 200 to 500 kc/s and 600 kc/s to 18.5 mc/s. Covering shipping bands, aerial tested £12/19/6

WIRELESS SETS NO. 19 MK. 2, complete with Standard Kits, CANADIAN TYPE C-29 WIRELESS SETS complete with Standard Kits, COLLINS TCS Transmitting and Receiving installations 1.5 to 12 mc/s. Prices and details on application.

6, 10 AND 12-LINE TELEPHONE SWITCHBOARDS. British and American Field Telephones, and spares.

EHF COMMUNICATION RECEIVERS

R-1294, frequency range 500 to 3,000 mc/s.
R-1359, frequency range 130 to 520 mc/s.
R-1619, frequency range 1,250 to 5,000 mc/s., with provision for automatic scanning of the whole range.
R-111/APR-5A, range 1,000 to 6,230 mc/s.
Prices and details on application.

SIGNAL GENERATORS

MARCONI "STANDARD" TF144G. 85 kc/s to 25 mc/s..... £85 0 0
MARCONI TF390G, 16-150 mc/s. £25 0 0
MARCONI TF-517F, 18-58 mc/s. and 130 to 260 mc/s or 150-300 mc/s. £35 0 0
GENERAL RADIO Type 804, 7.5 to 330 mc/s..... £65 0 0
RCA Type 710, 370 to 560 mc/s. £45 0 0
TS-45, "X" Band, combined with Output Power and Frequency Meter £85 0 0

FREQUENCY METERS

BC-221, 125 kc/s to 20 mc/s, Crystal Controlled.
LM Series, range as above.
TF-643 Marconi Absorption Type, Range 20 to 300 mc/s..... £35 0 0
1055M Lavoie (TS-127) Absorption Type, Range 375-725 mc/s..... £32 10 0
Prices and details on application.

BEAT FREQUENCY OSCILLATORS

FURZEHILL No. 1 or equivalent, 0 to 10,000 c/s, mains operated £22 0 0
GENERAL RADIO TYPE 613, 0 to 12,500 c/s, battery operated £25 0 0
MARCONI TF-195E, 0 to 12,000 c/s, mains operated £35 0 0
MARCONI TF-195F, 0 to 12,000 c/s, mains operated £40 0 0
MARCONI TF-195L, 0 to 40,000 c/s, mains operated £65 0 0

MARCONI TYPE TF-428B/1 VALVE VOLT METER, 10 to 150v. in 5 ranges resonant frequency 400 mc/s., brand new, in transit case..... £35 0 0
Service equivalent of the above, overhauled and guaranteed..... £17 0 0

MARCONI TF-340 RECEIVER OUTPUT METER

Meter scale 0 to 50 mW/0 to 17db. Meter Multiplier 0.1-1.0-10-100. Impedance values 25-30-40-50-60-80-100-125-150-200 ohms Impedance Multiplier 0.1-1.0-10-100. PRICE, fully overhauled and guaranteed £32 10 0

MARCONI TF-338B VARIABLE ATTENUATOR

for Audio Frequencies, range 105 db. Impedance 600 ohms £12 0 0

FOSTER MODEL D PORTABLE THERMOCOUPLE POTENTIAL METER

Range 20/60 mV. Calibrated in °C for Pt/Pt-Rh, Chromel-alumel, and Fe-Con thermocouples. Price complete with standard cell...£32. As above but complete with potential divider...£35.

ECHO BOX RS-61/AP

Hand Tuned Echo Box, having a frequency range of 3,140 to 3,360 mc/s. Accuracy ± 10 mc/s; Microammeter for measuring relative power and resonance indication. PRICE, each..... £7 10 0

AMPLIFIER ALIGNMENT UNIT

TS-92/AP. Superhet Receiver having a range of 15 to 500 mc/s, accurate to ± .125 mc; Low pass filter adjustable from .5 to 7 mc bandwidth. Selectivity 3 db down at 50 kc from resonance. Sensitivity 100 mA for 1/2-scale deflection of the meter. PRICE, each £12 10 0

INSULATION TESTERS

RECORD "MINOR" 500 V. INSULATION TESTER £10 0 0
EVERSHED "WEE" 500 V. MEGGER £12 10 0
EVERSHED 1,000 V. 100 megohms SERIES 1 MEGGERS, brand new, complete with Decade Box for Resistance Bridge Measurements... £65 0 0
DITTO without Resistance Box £50 0 0
DITTO without Resistance Box, second hand, overhauled £27 10 0

Please write for further details of the above equipment to :

Z & I AERO SERVICES LTD.,

14, South Wharf Road, London, W.2

Telephone : AMBassador 0151/2

Wireless World Classified Advertisements

Rate 7/- for 2 lines or less and 3/6 for every additional line or part thereof, average lines 6 words. Box Numbers 2 words plus 1/-. (Address replies: Box 0900 c/o "Wireless World" Dorset House, Stamford St., London, S.E.1.) Trade discount details available on application. Press Day December 1957 issue, Thursday, October 31st. No responsibility accepted for errors.

WARNING

Readers are warned that Government surplus components and valves which may be offered for sale through our displayed or classified columns carry no manufacturers' guarantee; Many of these items will have been designed for special purposes making them unsuitable for civilian use, or may have deteriorated as a result of the conditions under which they have been stored. We cannot undertake to deal with any complaints regarding any such items purchased.

NEW RECEIVERS AND AMPLIFIERS

LEWIS RADIO for the right price and best selection. See page 154. [0241]
SHIRLEY LABORATORIES, Ltd., 3, Prospect Place, Worthing, Sussex. Tel. 30356
 THE TWA/1515 stereosonic tape recording and replay amplifier, separate meter monitoring on record and playback on both channels, 13watts O/P each channel, 96gms TWA/15 tape recording and reproducing amplifier, 13watts O/P, for Wearite and Collaro decks, 45gms, TW/PA recording and replay pre-amplifier, 30gms; both with valve voltmeter monitoring, type SB 1-15E high-fidelity amplifier, exceptionally wide tone-control system, 40mv sensitivity, 20gms, with two inputs and 3-position gram filter, 22gms; specialized amplifiers for the musical and scientific industries including the Mullard 20watt. [0095]

RECEIVERS AND AMPLIFIERS—SURPLUS AND SECONDHAND

HRO Rx's and coils in stock, also AR88, BC348R, CR100, etc.—Requirements please to R. T. & I. Service, 254, Grove Green Rd., London, E.11. Ley 4986. [0055]

"**WIRELESS WORLD**" 7-valve F.M. tuner, unobscured with cathode follower, magic eye and power supply for use on 200-250 volts A.C., fitted with latest type F.M. components of highest grade including specific temperature compensating capacitors, price £14/15 including 7 valves, accurately aligned and tested ready for use; approx. half original price, exceptionally good reproduction, ideal for use with all high fidelity amplifiers and recorders, as above but including high grade cabinet, £18/10 limited number, bargain; above are despatched by passenger train in boxes lined with foam rubber to ensure safety in transit. Also few unused 12in high-fidelity dual speakers with frequency range 25-20,000 c/s available at half usual prices including cross over units.—Box 0866. [7865]

TEST EQUIPMENT—SURPLUS AND SECONDHAND

AERIAL current meters wash out decibels, no valves or batteries; 63/-.—Hobley, 109, The Drive, Wellesborough. [7738]

SIGNAL generators, oscilloscopes, output meters, valve voltmeters, frequency meters, multi-range meters in stock—your enquiries are invited.—Requirements to R. T. & I. Service, 254, Grove Green Rd., London, E.11. Ley. 4386.

DYNAMOS, MOTORS, ETC.—SURPLUS AND SECONDHAND

1500 cycles alternators 2KVA 80v.—E.W.S. Co., 69, Church Rd., Moseley, Birmingham. [7205]

NEW COMPONENTS

TRANSISTOR coil sets for W.W. (Amos design); 70/-.—Bel, Marlborough Yard, London, N.19. Tel. Archway 5076. [0183]

TRANSISTOR P.P. amplifier, 4 transistors, complete kit, 75/-; transistor superhet portable, latest, circuit, etc., 1/6.—Osmabet, Ltd., 14, Hillside Rd., Tottenham, London, N.15. [0020]

CRystal Microphone Inserts (Cosmocoord Mic 6/4), in steady demand by hams and sound engineers, guaranteed to work, made and boxed 15/6 post free.—Radio-Aids, Ltd., 29, Market St., Watford, Herts. [0170]

MUSICAL box movements, Swiss, most popular tunes, 25/- and 34/- movements, or fitted with special pick-up coil and matching transformer for feeding into amplifier, 15/- extra.—Kingston Electrical Supplies, 134, London Rd., Kings-on-on-Thames K.1n. 7534. [7398]

COMPONENTS—SURPLUS AND SECONDHAND

MAGSLIPS at low prices, fully guaranteed. 3 in Resolver No. 5 (AP 10861), 50/- 50c/s, unused, each tin, 35/-, posts and boxed 15/6 post free.—Radio-Aids, Ltd., 29, Market St., Watford, Herts. Tel. 1851. [0087]

HIGH FIDELITY

AUDIO TRANSFORMERS

by **PARTRIDGE**



P5000 Series

A range of truly "high fidelity" output transformers especially suited to the well-known Osram and Mullard amplifier designs. Optimum performance at various power levels up to 50 watts for operation with such valves as KT88 KT66, EL34, N709, EL84, etc. Illustrated above is the 20-watt model, price 95/-.

The series includes a mains transformer of similar styling with specification to suit the Mullard 5-10 and Osram 9-12 amplifiers.

P5353

An output transformer of advanced design especially suitable for use in connection with the 50 watt amplifier design incorporating two KT88 valves as described in the article on page 158 "Wireless World" April, by W. Ian Heath, B.Sc.(Eng.) (G.E.C. Research Laboratories) and G. R. Woodville (M.O. Valve Co. Ltd.). Price 115/-.

PARTRIDGE TRANSFORMERS LTD.
 Tolworth, Surrey

Please send me:
 (a) Details of P5000
 (b) Price List

Name
 Address N.W.11/5

COMPONENTS—SURPLUS AND SECONDHAND

RADIO CLEARANCE, Ltd., 27, Tottenham Court Rd., London, W.1. Tel. Museum 9188. MAINS transformers, pri. 110v, 250-250v. sec. 300-0-300v, 4v 2amp, 6.5v 2.5amp, 11v; 2-gang condenser, 600p, var. size; 2 1/2in x 2 1/2in x 1 1/2in spindle, 4/-; P.M. locus rings, WLD-2-ANGLE tetrode tube, fully adjustable, 7/6; 1 V. metal rectifiers, 250v 200ma, size 2 1/2in x 4in, 12/6; C.I.F. I.F.S. 3-mc.s, 2nd, 3rd, 4th vision cans, 1 1/2in x 1 1/2in x 2 1/2in, slug tuned, set of 3, 5/6; 2-gang var. 20p1, size 2 1/2in x 1 1/2in x 1 1/2in, 2/6.

PARMERO 8h 100ma chokes, 7/6.
WIRE-WOUND pots, 1001, 1in spindle, 2/6; speakers, P.M., 5in 5l) speech coil, 16/6; sheet aluminium, large variety of sizes in stock.
SUB-MINIATURE electrolytics for transistor circuits, 6mfd, 6mfd, 3v and 6v, size 1/2in x 1/2in, 16mfd, 3mfd, 3v and 6v, size 3/8in x 3/8in, 2/9
ELECFIROLYTICS, capacity, voltage, size, type of mounting; 5umfd, 2.5v, 1 3/4in x 1/2in, tag, 1/6; 100mfd, 12v, 1 3/4in x 1/2in, tag, 1/6; 500 mfd, 12v, 1 1/2in x 1/2in, tag, 2/-; 10umfd, 25v, 1 1/4in x 1/2in, W/E, 1/3; 4mfd, 150v, 1 1/4in x 3/8in, tag, 1/3; 8mfd, 150v, 1 1/2in x 3/8in, tag, 1/3; 8mfd, 350v, 2in x 3/8in, clip, 2/6; 16mfd, 350v, 2in x 3/8in, prong, 1/3; 20mfd, 450v, 2in x 3/8in, clip, 2/-; 24mfd, 275-350v, 2in x 1/2in, clip, 2/-; 32mfd, 275-350v, 2in x 1/2in, 2/-; 32mfd, 350v, 2in x 1/2in, clip, 2/6; 32mfd, 450v, 2in x 1/2in, W/E, 2/9; 40mfd, 150v, 2in x 1/2in, prong, 2/-; 40mfd, 450-525v, 2in x 1/2in, tag, 3/6; 50v, 2in x 1/2in, W/E, 3/-; 100mfd, 270-350v, 2in x 1/2in, clip, 3/3; 100mfd, 350-425v, 3in x 1 3/8in, prong, 3/6; 125mfd, 350-425v, 3in x 1 3/8in, prong, 3/6; 200mfd, 35v, 1 1/2in x 1/2in, tag, 1/-; 200mfd, 250-325v, 3in x 1 3/8in, tag, 2/6; 200mfd, 275-350v, 4 1/4in x 1 3/8in, clip, 5/-; 250mfd, 25v, 2in x 1 3/8in, tag, 1/3; 250mfd, 150v, 3in x 1 3/8in, prong, 2/-; 500mfd, 6v, 2in x 1in, clip, 1/3; 500mfd, 25v, 2in x 1in, clip, 2/6; 1,000mfd, 6v, 2in x 1in, clip, 2/-; 1,000mfd, 25v, 3in x 1in, clip, 1/6; 2,000mfd, 12v, 2in x 1 3/8in, W/E, 3/6; 2,000mfd, 25v, 3in x 1 3/8in, clip, 3/6; 2,000mfd, 50v, 4 1/2in x 2in, clip, 5/-; 500mfd, 50v, 4 1/2in x 1 3/8in, clip, 5/6; 3,000mfd, 25v, 4 1/2in x 1 3/8in, clip, 5/-; 4,000mfd, 6v, 3in x 1 3/8in, clip, 5,000mfd, 25v, 4 1/2in x 1 3/8in, clip, 5/6; 8+8mfd, 450v, 2in x 1in, W/E, 4/-; 15+15mfd, 450v+20mfd, 25v, 3in x 1in, prong, 4/6; 16+16mfd, 275v, 2in x 1in, clip, 3/-; 20+10mfd, 450-525v, 3in x 1in, clip, 3/6; 20+40mfd, 350-425v, 2in x 1in, prong, 4/-; 20+20mfd, 150v, 2in x 1in, W/E, 2/3; 20+20mfd, 350-425v, 2in x 1in, W/E, 3/9; 30+30mfd, 150v, 2in x 1in, clip, 2/6; 32+16mfd, 200v, 2in x 1in, prong 1/6; 32+16mfd, 275-350v, 2in x 1in, clip, 3/-; 32+32mfd, 275-350v, 3in x 1in, prong, 3/9; 32+32mfd, 350-425v+50mfd, 25v, 2in x 1 3/8in, prong, 4/3; 40+40mfd, 150v, 2in x 1in, clip, 2/6; 40+40mfd, 450v, 3in x 1 3/8in, prong, 4/-; 50+20mfd, 150v, 2in x 1in, clip, 2/-; 50+30mfd, 450-525v, 3in x 1 3/8in, clip, 4/6; 50+50mfd, 150v, 2in x 1 1/4in, W/E, 2/6; 50+50mfd, 275-350v, 3in x 1 3/8in, clip, 5/6; 50+50mfd, 300-350v, 2in x 1 3/8in, clip, 4/-; 50+50mfd, 350-425v, 3in x 1 3/8in, clip, 5/-; 60+100mfd, 275-350v, 3in x 1 3/8in, clip, 4/6; 60+200mfd, 275-350v, 4 1/4in x 1 3/8in, clip, 5/-; 60+250mfd, 250-325v, 4 1/4in x 1 3/8in, clip, 4/6; 60+250mfd, 275-350v, 4 1/4in x 1 3/8in, clip, 5/-; 100+50mfd, 250-325v, 3in x 1 3/8in, prong, 4/6; 100+200mfd, 250-325v, 4 1/4in x 1 3/8in, clip, 5/6; 150+200mfd, 350-425v, 4 1/4in x 1 3/8in, clip, 7/-; 100+200mfd, 275-350v, 4 1/4in x 1 3/8in, clip, 6/6; 200+200mfd, 275-350v, 4 1/4in x 1 3/8in, clip, 7/6; 1,000mfd+1,000mfd, 6v, 3in x 1in, clip, 3/6; 12+12+20mfd, 275-350v, 2in x 1in, prong, 3/6; 16+8+4mfd, 275-350v, 2in x 1in, prong, 3/6; 20+20+10mfd, 275-350v, 2in x 1in, prong, 3/6; 20+20+20mfd, 150v, 2in x 1in, prong, 2/9; 30+25+20mfd, 150v, 2in x 1 3/8in, clip, 2/9; 32+32+2mfd, 275-350v, 3/-; 32+32+8mfd, 350-425v, 2in x 1 3/8in, clip, 3/6; 40+30+20mfd, 275-350v, 3in x 1in, prong, 3/6; 40+30+20mfd, 275-350v+25mfd, 25v, 3in x 1 3/8in, prong, 4/-; 50+50+8mfd, 275-350v, 3in x 1 3/8in, prong, 4/6; 50+50+50mfd, 350v, 3in x 1 3/8in, prong, 5/6; 200+250+250mfd, 275-350v, 4 1/4in x 2in, clip, 8/-; 40+20+10+10mfd, 350-425v, 2in x 1 3/8in, clip, 5/6.

ALL above are guaranteed new and unused manufacturers surplus TRADE enquiries welcomed.

ALL prices include packing and postage. RADIO CLEARANCE LTD., 27, Tottenham Court Rd., London, W.1. Tel. Museum 9188. [0015]

SOUTHERN RADIO SUPPLY, Ltd. 11, Little S Newport St., London, W.C.2 See our displayed advertisement page 180.

ILLUSTRATED Catalogue No. 13 containing over 450 items of Government surplus and model radio control equipment, 2/6, made on purchase of goods, 2/6 overseas sea mail.—Arthur Sallis Radio Control Ltd., Department W W 93 North Rd., Brighton [0193]

CATHODE ray tubes, used but in good working order, with 3 months' written guarantee, £4/10 plus 12/6 carriage, etc. 12in to 17in, Mullard and Mazda, and equivalent types only—Enquiries and orders in writing only to B.H.P. Distributors, 379, Staines Rd., Hounslow, Middx. [7230]

BENSON'S BETTER BARGAINS

TEST SETS: 74 with 9 valves, VCR 139a and 50 cycle power pack; fair condition, 50/- (carr. 8/6).
 Type 5B, with 2 valves and 1 m.a. meter, new 35/- (carr. 5/-).
 Wavemeters, 160/220 mcs. with 2 valves, 1 m.a. meter, n.w., grey crackle, 40/- (carr. 5/-).
 Transceivers, VHF, 10 valves, 50 cycle power pack, new, 45/- (carr. 8/6).
 ECI 009 VHF Receiver, valves 2/957, 1/108GT, new, 15/- (post 3/6).
 Rectifier Units, 230 v. A.C. input to 12 v. D.C. 2A output, cased, new, 22/6 (post 3/-).
 CAR RADIO (Command Receiver, Medium wave), circuit and modification data, 1/6.
COMMAND RECEIVERS, brand new, with 6 valves, EC451, 3-6 mcs., 45- Med. wave 0.33-1.5 mcs., 97/6, used 82/6 (post 3/6).
 VIBRATORS, 6 v. D.C. to 230 v. 100 mA., smoothed, cased, 22/6 (post 3/6).
INDICA FOR UNITS, new with VCR97, 3V991, 2/3V18, 2/VR54, 24/- (carr. 7/-).
 Responder ZC8931, 160/190 mcs., with valves, 15/- (carr. 7/6).
VIBRATORS, Mallory G029C 12 v. 4 pin, 7/6.
THROAT MICS, new, 2/8.
BRAND NEW RF28, 27, 25/- (post 2/-); RF25, 10/6. RF26, 27 damaged data, 15/-.
DYNAMOTORS (post 3/6); 12 v. 250 v. 65 mA. and 6.3 v. 2.5 A., 11/6; 6 v. to 250 v. 40 mA., 12/6.
EDDYSTONE, 12 v. to 190 v. 75 mA. cased, 15/-.
 Input 24 v., outputs 475 v. 210 mA. 22/6.
METAL RECTIFIERS: 240 v. 100 mA., 4/-; 500 v. 300 mA., 10/-; 240 v. 80 mA., 3/6, 1,000 v. 80 mA., 7/6, 120 v. 2 A., Bridge, 30/-.
 R1155 S.M. Tuning DRIVES "N" type, brand new 10/5.
 CHOKES, L.F., 10H, 120 mA., Screened, 7/6, 10E1, 200 mA., 3/6; 5H, 200 mA., 4/6.
SWITCHES, water, 1p 5b, 2/6; 1p 11w 2b, 6p 2b 4b 3/6.
 Stud type, Muirhead 1P24V2B, 7/6.
TRANSFORMERS: "C" core: 230 v. in.; outputs: 315-0-215 v. 60 mA., 5 v. 2 A., 6.3 v. 1.5 A., 25/- (p.p. 3/6).
 Ratio Pri. 3.5 : 1 twin secs. Poited 4/-, ditto 1.5 : 1 open, 4/-.
 Pri. 50 v. 50 c. to 10/15/20/30/39/50 v. 2 A., 7/6 (post 2/6).
 Input 200/240 v. Output: 300-0-300 v., 200 mA., 4 v. 3 A. twice, 20/-; outputs 19.6 v. 3 A. and 5 v. 3 A., 12/6 (post, each, 3/-).
RECEIVER 78, 2.4-13 mcs. in 2 bands; with 5 valves and 100 kc/s. crystal. New condition, 35/- (post 3/6).
WAVE-METER/TEST SET 263: Ref. 105B/6695, 280/490 kc/s., with 50A and 1.5 m.a. meters, etc. New in transit case, 45/10 (trill 10/-).
 Eddystone Tr coils "p. & q." 3/6 each.
 Transmitter/Receivers No. 18, with valves, 50/-; (less attachments, carr. 7/6).
LIST AND ENQUIRIES—S.A.E. please! Terms, C.W.O. Postage extra. Immediate despatch

Callers and post: W. A. BENSON (W/W)
 138 Rathbone Road, Liverpool, 15. SEP 68/3.
Callers: SUPERADIO (W'chapel) LTD.,
 118, Whitechapel, Liverpool, 2. ROY 1130

- **AERIAL EQUIPMENT.** Poles, Masts, Dipoles, Yagi, Microwave arrays. Whips. 12in. Whips to 90ft. Masts.
- **CABINETS AND RACKS.** 36in. to 96in. high, standard 19in. wide.
- **CONDENSERS** up to 10,000 mfd. and 50 kv.
- **FUSES.** Cartridge and E.S. 1/2 amp. to 600 amps.
- **INSULATORS** 80 different patterns.
- **LOUDSPEAKERS** 3in. dia. to 50 watt Theatre Systems.
- **METERS.** 2in. to 12in. dia. 120 different types.
- **POWER SUPPLIES.** Generators, Rectifiers, Vibrators, Inverters, Dynamotors from 2 volts 100 amps. to 36,000 v. 1/2 amp.
- **RECEIVERS.** 80 types available from 15 Kc/s. to 600 mc/s. including portable, D.F., Table Rack and Pedestal.
- **TEST GEAR,** American over 100 different types, Meters, Calibrators, Signal Generators, etc.
- **TELEPHONE AND TELEGRAPH EQUIPMENT.** Single and multi channel apparatus, filters, switchboards, power supplies, perforators, printers.
- **TRANSFORMERS** Audio and Power, 200 types from 2 volts to 18,000 volts and up to 15 kVA.
- **TRANSMITTERS,** 60 different types from UF-1 Handie Talkie to G-50, 2,500 watts.

FULL LISTS AVAILABLE
 Send your requirements. All packing and shipping facilities.

P. HARRIS,
ORGANFORD, DORSET
 Te'ephone: LYCHETT MINSTER 212

NEW GRAMOPHONE AND SOUND EQUIPMENT

LEWIS RADIO for the right price and best selection.—See page 154.

GLASGOW.—Recorders bought, sold, exchanged, cameras, etc. exchanged for recorders or vice versa.—Victor Morris, 406, Argyle St., Glasgow, C.2. (0201)

TRUE Hi-fidelity: have you heard Vortexion tape recording equipment in use with the latest Wharfedale and Goodman's Hi-Fi speakers? Why not arrange a personal demonstration when we can save you our undivided attention and help you with your Hi-Fi problems? Write or phone for appointment.

GRIFFITHS HANSEN (RECORDINGS), Ltd., 32-3, Gosfield St., Langham St., W.1. Mus. 2771/0642. (0293)

TAPE Recorders, Ferrograph, 76gns; Reflectograph, £87; Brenell, 48 gns; tape decks. Wearite, Collaro, Truvox; microphones, Reslo, S.T.C., Acos; amplifiers, Leak, 27gns; Quad. £42, hire purchase facilities available; high fidelity tape to disc service—Lambda Record Co., 4, Kimberley Ave., Liverpool, 23. (6884)

ATENTION! The famous Sonomag "Adaptatape" pre-amplifier is now fitted to the Collaro Mk. IV tape deck and now incorporates push-pull oscillator, complete with power pack; 58gns. Easy terms and full specification on request.—Sound Tape Vision, the tape recorder and Hi-Fi specialists, 71, Praed St., London, W.2. PA. 2607. (7355)

CINE-VOX disc recording equipments, type C7J, for high-quality recordings from existing microphone equipment, price reasonable, also available as a complete channel inclusive of mic. amplifier and playback equipment, at 70gns; type C7 for highest quality professional requirements—recorder mechanism at 48gns. or complete channel at 110gns; demonstrations arranged in London.

PL.E.S.E. write for details to K.T.S., Ltd., "Coplow," Park Rd., Braunton, N. Devon, Tel. Braunton 224. Callers by appointment only. (0210)

HIGH grade recorders only: Ferrograph 79gns. Brenell 55gns; Levers Rich professional installations from £450 to specification; standard and l.p. tapes, special tape cartridges; microphones, speakers, etc. tape/disk comprehensive service; our many years' experience recording for TV, films, theatre and industry can be applied direct to your problems and save you money.

"ERGOIC" Recording Studios (1949). Peel St., Eccles, Manchester, Eccles 1624, Director: Thurlow Smith, A.R.M.C.M. (0122)

GRAMOPHONE AND SOUND EQUIPMENT—SURPLUS AND SECONDHAND

3AN Ferrograph, hardly used: £75, accessories extra (London).—Box 1958. (0194)

WILLIAMSON amplifier in cabinet with pre-amp, tuner and 3-speed player; £30.—Tel. Ken. 1861 Evenings. (7391)

GRUNDIG TK819 tape recorder, faultless, complete with 4,000ft tape, Ribbon microphone; £55 o.n.o.—St. Albans 57864 evenings. (7355)

WANTED, EXCHANGE, ETC.

WANTED, HRO coils, Fxrs., etc. A.R.38s. BS348s, 3276, etc.—Details to P. T. & E. Service, 254, Grove Green Rd., London, E.11. Ley. 4986. (0163)

VALVES (new), tape recorders, test equipment, any quantity.—Stan Willetts, 43, Spon Lane, West Bromwich, Staffs. Tel. Wes. 2392. (7079)

LEE ELECTRONICS.—For all leading makes of high-fidelity equipment, tape recorders, tuners, amplifiers, speaker enclosures; bought, sold, exchanged.—400, Edgware Rd., Pad. 5521. (0283)

URGENTLY required scrap platinum wire, contacts, etc.; spot cash for any quantity; £27 per oz troy.—The Scientific Metal Co., 50, Old Brompton Rd., London, S.W.7. Tel. Kni. 2534. (7235)

CASH on the spot for second-hand tape recorders, amplifiers and Hi-Fi equipment, top prices paid.—Sound Tape Vision (Dept. W.W.) 71, Praed St., London, W.2. Paddington 2807.

WANTED, BC610 Hallicrafters, E.T.4336 transmitters, BC312 receivers, EC221 frequency meter and spare parts for all above; best cash prices.—P.C.A. Radio, Beaver Lane, Hammersmith, W.6. (0079)

URGENTLY wanted, manuals or instruction books, data, etc., on American or British Army, Navy or Air Force radio and electrical equipment.—Harris, 93, Wardour St., W.1. Gerrard 2504. (6993)

WANTED, good quality communication RYS tape recorders, test equipment, domestic radios, record players, amplifiers, valves, components, etc. estab. 18 years.—Call, send or phone Ger. 6338, Miller's Radio, 38a, Newport Court, Leicester Sq., W.C.2. (7074)

ALL U.S.A. V.H.F. test and communication equipment; TS174, T175, TS47, B.C.221 freq. meters; receivers, 1294, 1359; Hallicrafters S.27, S.27CA U.S.A.; APR4 and tuning units TN16, 17, 18 and 19, RCA AR88D-LF, Hallicrafters SX28; valves 707A-707B, 2K28, 2K39, 2K33, 2K41; highest offers given by return.—Ger. 8410 and 4447.—Universal Electronics, 22, Lisle St., Leicester Sq., London, W.C.2. (0229)

SOUTHERN RADIO'S WIRELESS BARGAINS

TRANSRECEIVERS. Type "38" Mark II. Just arrived. New purchase. New condition—5 valves—in case—Less attachments, 37/6 each.

ATTACHMENTS for Type "38" Transreceivers. ALL BRAND NEW: Headphones 15/6; Throat Microphones 4/6; Junction Boxes 2/6; Aerials, No. 1, 2/6, No. 2, 5/-; Webbing 4/-; Haversacks 5/-; Valves—A.R.F. 12 4/6, A.T.P.4, 3/6; Set of FIVE VALVES 19/- set.

TRANSRECEIVERS. Type "18" Mark III. Two Units (Receiver and Sender). Six Valves, Microammeter etc. in Metal Case. Untested, without guarantee but COMPLETE £2/18/6.

ATTACHMENTS for "18" Transreceivers. ALL BRAND NEW, Headphones 15/6; Hand Microphone 12/6; Aerials 5/-; Set of 6 Valves 30/-.
RECEIVERS R.109. S.V. Receiver in Case, eight valves. Speaker and 6-v. vib. Pack. Untested, no guarantee but COMPLETE £2/18/6.

RESISTANCES. 100 Assorted useful values. New wire end 12/6.
CONDENSERS. 100Ad, Mica; Tubular; etc. 15/-.
BOMBSIGHT COMPUTERS. Ex-R.A.F. NEW. Hundreds of Components, Gears, etc. Ideal for Experimenters £3.
LUFBRA HOLE CUTTERS. Adjustable 1in. to 3in. For Metal, Plastic, etc. 7/-.
QUARTZ CRYSTALS. Types F.T.241 and F.T.243. 2-Pin, jin. Spacing. Frequencies between 5,675 kcs. and 8,650 kcs. (F.T.243). 20 Mcs. and 38.8 Mcs. (F.T.241, 54th Harmonic 4/- each. ALL BRAND NEW. TWELVE ASSORTED CRYSTALS 45/-). Holders for both types 1/- each. Customers ordering 12 crystals can be supplied with lists of Frequencies available for their choice.

MORSE TAPPERS. Standard type 3/6; Extra Heavy on Base 5/6; Midget 2/9.

TRANSPARENT MAP CASES. Plastic 14in. x 10in. Ideal for Maps, Display, etc. 5/6.
DINGHY AERIALS. Ex-U.S.A. Reflector Type 4/6.

STAR IDENTIFIERS. Type I A-N Covers both Hemispheres 5/6.

CONTRACTOR TIME SWITCHES. 2 Impulses per sec. in case 11/6.
 Post or carr. extra. Full list Radio Books, etc., 3d.

SOUTHERN RADIO SUPPLY LTD
 11 LITTLE NEWPORT STREET,
 LONDON, W.C.2. GERrard 6653

cathode-ray oscillographs

By J. H. Reynier, B.Sc., A.C.G.I., D.I.C., etc. 5th Edition.

A simple and up-to-date guide to the practical application of cathode-ray tubes to the examination of oscillations or wave-forms and to numerous other purposes. The book is refreshingly interesting to students, and invaluable to all engaged in the practical use of cathode-ray tubes. 20/- net.

"... contains a surprising amount of directly useful information" — *Wireless World*.

PITMAN

Parker Street, Kingway, London, W.C.2

TELEPHONE SETS

IN ATTRACTIVE BAKELITE CASE
BRAND NEW EX-GOVT. "F" TYPE

Ideal between 2 or more positions up to five miles. STORE FACTORY AND OFFICE; BUILDINGS; GARDEN SHED and HOUSE. 2 sets in individual carrying cases, complete with long life batteries, bells, ringer and 100ft. telephone cable.

£7.10.0 per pair
Carr. (G.B.) 9/6

DON 3 telephone cable NEW 1 mile drum £5/10/-, carr. extra.

SPECIAL OFFER OF AERIAL MASTS
R.A.F. TYPE 50

36ft. HIGH

Kits comprise—9 2in. dia. Tubular Steel (Copper Plated) Sections of 4ft. length, top-section and base, Pickets, Guys and Fittings.

YOU can purchase this normally expensive MAST for a fraction of its cost, i.e.,

£7.10.0 ONLY
(Carr. 15/6)

Please add £1 for (returnable) wooden carrying case.

The MAST is particularly suitable to take aerials for T.V., Fr., F.M. and T.V. (especially COMMERCIAL), and has many other uses. Extra 4ft. sections can be supplied at 11/6 per section.



U.S.A. 45ft. AERIAL MAST (10 sections 4ft. 6in. x 2in., guys, etc.). This entirely new and complete set in canvas carrying bag £12/10/- each, carr. 17/6 or 2 sets with additional low and high frequency antenna 225 pair. Carr. extra.

ARMY TYPE 32FT. MASTS similar to above but 10 lin. screw-sections, suitable for permanent lightweight installation. Kit in canvas bag, £5/10/-, carriage 12/6.



TRUVOX and TANNOY LOUD HAILERS EX-GOV.
Impedance 7½ Ω
Handling cap. 8 watts
price 25/-, post 3/6
45/- pair carr. paid.

Brand New TELEPRINTER EQUIPMENT CREED AUTOMATIC TRANSMITTER

No. 654/N for telegraph working, in original cases.
RECTIFIER UNITS 26B. Input 110/230 v. A.C. Output 80+80 volts. In original cases.
TELEGRAPH RELAYS 299 AN. Also other equipment.

TELEPHONE SWITCHBOARDS



A.D. 1240 and others—spares—etc

G.P.O. SWITCHBOARD IL.1806 10 lines. thru' connexion. £12/10/-, carriage 15/-.

Complete intercom telephone system for 250 Comprising (1) switchboard, (10) Tele-F extensions (as above), and 1 mile drum of Don 3 telephone cable. Carriage extra.

Quantity and Export enquiries are invited for all above items, also other Electronic Component parts.

HATTER & DAVIS (RELAYS) LTD.
126, KENSAL ROAD, LONDON, W.10. LADbroke 6668

VALVES WANTED

VALVES wanted, EY51, EY86, PCF80, PCC84, PCL83, U25, 10F1, 10C1, 10C2, 10P14, 5Z4G; prompt cash; brand new only.—R. H. S., 155, Swan Arcade, Bradford, 1. [0197]

ALL types of valves British or American. transmitting and receiving; keenest cash prices paid. What have you to offer?—Write or call Lowe Bros., 9a, Diana Place, Euston Rd., N.W.1. [6995]

CABINETS

CABINETS, radiogram and television. 25 models.—157, Bromsgrove St., B'ham. Mid. 1054. [7140]

REPAIRS AND SERVICE

MAINS transformers rewound, new transformers to any specification.
MOTOR rewinds and complete overhauls; first-class workmanship; fully guaranteed.
F.M. ELECTRIC Co., Ltd., Potters Bldgs., Warser Gate, Nottingham, Est. 1917. Tel. 477899. [0113]

USE Jefco coil winder, cheapest machine on the market.—Details. 170, London Rd., Southend-on-Sea. [0174]

REWINDS, all types of transformers rewound as original or new types supplied to your specification.
MANUFACTURERS of the "Meltronic Series" of quality transformers and chokes.
MELTON ELECTRONICS, LTD., 42, Towngate St., Poole, Dorset. Tel. Poole 2044-5. [7343]

MAINS transformers, E.H.T.s. chokes, field coils, etc., promptly and efficiently re-wound or manufactured to any specification.
LADBROKE REWIND SERVICE, Ltd., 820a, Harrow Rd., London, N.W.10. [0222]

WE have in stock 1,000s and 1,000s of service sheets for sale or hire; these are the actual ones used by the trade; please send s.a.e. with enquiries.—M. Foy, 6, Wykebeck Gardens, Leeds, 3. [7208]

D. C. BOULTON for repairs to any loud-speaker; specialists on heavy and P.A. types; cone assemblies, field coils, repair accessories, pressure units, microphones; transformers rewound and to specifications; motor rewinds.—134, Thornton Rd., Bradford, 1. Tel. 22838. [0171]

PAINTS, CELLULOSE, ETC.

PANL, recognised for many years as the unique one-coat black crackle finish, brush applied, no baking; available by post in 1/2th pint cans at 3/6 from: G. A. Miller, 255, Nether St., London, N.3. [0260]

MISCELLANEOUS

TAPE to disc: 12/6.—Mobile Recording Services, 5, New Brown St., Manchester. [6555]

TAPE to disc, Queensway Recording Studios, 123, Queensway, W.2, Bay. 4992. Recorders serviced and for hire [6994]

THE world's best journals on sound recording are now available from Sound News, 59, Bryanston St., W.1; s.a.e., please. [0230]

TAPESPONDING.—Exchange your recorded messages with tape pals home/overseas.—Ewart, 87, Terrace, Torquay. [7320]

HAVE your tape recordings transferred to discs; quick service.—Supertone Radio, 29, King St., W.3. Acorn 2594. [0196]

TAPE to disc recording.—L.P. (30 mins.), 27/6; 78s, 13/6. 48-hour service; s.a.e. leaflet.—Marsh, Little Place, Moss Delph Lane, Aughton, Ormskirk, Lancs. Aug. 3102. [7369]

METALWORK, all types cabinets, chassis racks, etc., to your own specification; capacity available for small milling and capstan work up to 1in bar.
PHILPOT'S METAL WORKS, Ltd., Chapman St., Loughborough. [0208]

USE Britain's oldest full-time tape/disc transfer service for LPs and Mark 78s (still 1952 rates).—Sound News Productions, 59, Bryanston St., London, W.1. Amb. 0091. [0192]

HEAVY duty auto-transformers (ZA22917) input and output 100/120v, 150/170v, 200/250v, 40/60 cycles, 500 watts approx., all brand new in makers' boxes, 49/6, part cost packing and carriage 7/6. Brand new electric motors, 1/6th h.p., standard 1/2in shaft, continuous 1,400rpm rating, made by Hoover, Compton Parkinson, etc., 120-125 volt a.c. 50-cycle single-phase, or 110-120v a.c. 50-cycle single-phase, 59/6; 220-230v d.c., 55/-; 200-220v a.c. single-phase 79/6, part cost packing and carriage 7/6 in each.
WALTON'S WIRELESS STORES, 48, Stafford St., Wolverhampton [0145]

NOTICES

BRITISH SOUND RECORDING ASSOCIATION. Details of membership open to the professional sound recording engineer and all others interested in recording high quality reproduction and other branches of audio engineering, together with details of the London lecture programme and the Manchester, Portsmouth and Cardiff Centres, may be obtained from the Hon. Membership Secretary, H. J. Houlgate, A.M.I.E.E., 12, Strongbow Rd., Eltham, S.E.9. [0031]

GILSON TRANSFORMERS

are popular with

- ★ Lighting
 - ★ High Voltage
 - ★ Fatigue test
 - ★ Nuclear
 - ★ Radar
 - ★ Sound equipment
- and other ENGINEERS

and have been
FOR MANY YEARS

It is therefore not surprising, though very gratifying to us, that they have now proved equally popular with AUDIO ENGINEERS and AMATEUR enthusiasts.


We are now producing
MINIATURE

TRANSISTOR AUDIO TRANSFORMERS including those specified for the

MULLARD

200 milliwatt AMPLIFIER
PRINTED CIRCUIT

GILSON TRANSFORMERS FOR U-L Amplifiers



15 WATT TYPE Re. W0892

Please write for informative leaflets on the above.

R. F. GILSON LTD.

11a ST. GEORGE'S RD., WIMBLEDON, S.W.19

Phone: WIMbleton 5695

MAKERS OF NEON SIGN TRANSFORMERS
Contractors to Admiralty, etc., A.I.D. Approved

Our stockists include:
Berry's (Short Wave) Ltd., 25, High Holborn, London, W.C.1.
Home Radio, Mitcham, Hanney of Bath, etc.

LONDON CENTRAL RADIO STORES

G.E.C. (Recondition'd) Model BC4010 10-VALVE OVERSEAS RECEIVER

100 v. to 250 v. A.C. mains, twin speakers, 5 wavebands, covering 25 Mc/s, 10 Mc/s, 3 Mc/s, 1,500 Kc/s, 300 Kc/s (equivalent to 11-2,000 metres). P.P. output, separate Bass and Treble Controls, full vision tuning scale, etc. Walnut cabinet 24 x 19 1/2 in. high x 12 1/2 in. deep.

For Callers only 18 gns.
METAL RECTIFIERS. Ex-Govt., made by S.T.C., 250 v. 60 mA. size 4 1/2 x 1 in. dia. Unused. 7/6.
WIREWOUND RESISTANCES. 100Ω 1 A. Overall size 10 x 1 in. dia. Unused. 5/6.

ELECTRO MAGNETIC COUNTERS. Ex-G.P.O., every one perfect, 500 ohm coil, counting to 9,999, operated from 25 v. 50 v. D.C., 4 1/2 in. long x 1 1/2 x 1 1/2 in., many industrial and domestic applications. 5/6.

PUSH-BUTTON HAND CONTROLS. Complete with indicator lamp, heavy duty H.F. on/off switch, 8 yds. 15 amp. 6-core cable and 6-pin Jones plug. 27/6.

3 OHM SPEAKERS. In good working order. 10 in., 25/-, 8 in., P.M., 11/6.

MOVING COIL HAND MIKE. Type No. 7, 8/6.

VIBRATORS. Synchronous 6 v. 7-pin and 2 v. 7-pin, 7/6 each.

MEGGER CIRCUIT TESTING OHMMETER in leather carrying case, as new, £25/5/-.

AVO UNIVERSAL TEST METERS. Reconditioned as new. In perfect working order. Model 40 £11/10/-, Model Z £10/10/-.

VENNER 8-DAY CLOCKWORK TIME SWITCHES 230 volt, 1 amp., 3 1/2 x 2 1/2 x 2 1/2 in., 25/-.

UNISELECTOR SWITCHES. Have many applications including automatic tuning, circuit selection, etc. Operates on 23-40 v. Full wipe 4-bank, double coils. 32/6. Half wipe 6-bank. 12/6.

2-VOLT VIBRATOR POWER PACKS. Output 200 volt 60 ma. Size 9 x 5 x 3 1/2 in. £11/7/6.

5-INCH ALDIS LAMP REFLECTORS. Glass parabolic. 6/-.

All prices include carriage.

23 LISLE ST. (GER. 2569) LONDON, W.C.2

Closed Thursday 1 p.m. Open all day Saturday

FM and HI-FI COMPONENTS

In stock for the
WIRELESS WORLD FM TUNER UNIT
DENCO FM TUNER circuits 1s. 6d.
RADIO CONSTRUCTOR FM " 2s. 0d.
MULLARD AMPLIFIERS " 3s. 6d.
G.E.C. 912 PLUS AMPLIFIERS " 4s. 0d.
G.E.C. FM PLUS TUNER " 2s. 6d.

Separate price lists on request to

J. T. FILMER 82, DARTFORD ROAD, DARTFORD, KENT.
 Tel.: Dartford 4187

build your own TAPE RECORDER with the 'ASPDEN' tape deck kits

Two models, 5 in. or 7 in. spools, two speed, twin track, ferroxcube heads, finest motor, and complete assembly instructions.
 Compact model 521 kit..... £8 5 0
 Standard model 721 kit..... £9 5 0
 Assembled and tested 30/- extra.

And the **RECORD/REPLAY AMPLIFIER KIT**, 2 1/2 watt, neon indicator, without valves £5/18/-.

POWER PACK KIT for above, less valve £2/18/6 Carr. extra.

Mr. E. D. S., of Notts, writes:—
 "Can truly say that I have never had such good value for my money—performance—equal to many of the more expensive recorders."
 This deck and amplifier is being used in the Antarctic by an expedition member.

Send stamp for full particulars to:—
W. S. ASPDEN
 Stanley Works, back Cleveland Road, Blackpool, Lancs.

BUSINESS AND PROPERTY

SMALL TV. radio, electrical business for sale. freehold property living accommodation, van. N.W. seaside town, good going concern.—Box 1970. [7399]

BUSINESS AND PROPERTY WANTED

PREMISES central London sought by small private recording service, sharing partnership consid.—Box 8828. [0194]

BUSINESS OPPORTUNITIES

WELL-KNOWN firm of precision engineers and instrument makers (London area) are desirous of entering into a licence agreement or purchasing outright, patents relating to electrical and/or mechanical devices of a precision instrument character, or of a consumer goods nature; adequate capital and production facilities are available to develop, produce and market suitable devices.—Communications should be addressed, in the first instance, to Box 7247. [7146]

WORK WANTED

SUB-ASSEMBLY work invited by specialising company; excellent capacity for longish runs; increased output for you at reduced costs.—Box 1016. [7295]

CAPACITY AVAILABLE

CHASSIS work. Instrument cases, embossed panels in all usual metals. Special group-boards in S.R.B.P., etc. Long or short runs. Precision work at keen prices. Extensive range of stock tools for radio and electronics industry; special tooling at favourable rates.—Metalwork Dept., Unitelex (London), Ltd., Pagnell St., London, S.E.14. Tideway 3842. [0200]

SITUATIONS VACANT

CIVIL Aviation, New Zealand.

APPLICATIONS are invited for the under-mentioned vacancies on the staff of the Civil Aviation Administration, Air Department, New Zealand:—

COMMUNICATIONS Services
3. COMMUNICATORS. Minimum qualifications: touch type 35 words per minute and send and receive Morse 20 w.p.m., 1st class P.M.G. an advantage. Salaries: up to £765 as merited. Single men preferred but married men will be considered.

ENQUIRIES mentioning this paper and quoting reference No. 3/47/33, also stating the type and number of position sought, should be addressed to the High Commissioner for New Zealand, 415, Strand, London, W.C.2. Full details of duties, experience desired, and general information on the conditions of employment in the New Zealand Public Service, together with application forms will then be furnished. [7395]

SILVER CITY AIRWAYS, LTD.

INVITE applications from radio engineers for immediate vacancies overseas airfields; preference given technical qualifications and knowledge V.O.R., I.L.S., high-powered transmitters and receivers.

GOOD progressive salary and allowances; accommodation provided or allowance in lieu; generous family and leave travel.
APPLY writing, giving details age, full experience, to Group Personnel Officer, 1, Great Cumberland Place, W.1. [7371]

UGANDA ELECTRICITY BOARD.

APPLICATIONS are invited for the post of Communications Technician.

DUTIES will involve the installation and maintenance of automatic telephone type equipment including its applications to telephony, tele-metering, supervisory and remote control systems, carrier and carrier protection equipment, teleprinters, V.H.F. radio telephone and miscellaneous electronic equipment.

CANDIDATES should, primarily, have sound technical training and experience in the installation and maintenance of automatic telephone systems together with a good theoretical knowledge and preferably some experience of V.H.F. radio communication or line transmission equipment.

POSSESSION of City & Guilds Certificates in telephony, telegraphy, radio communication or line transmission subjects will be an advantage.

COMMENCING salary according to age and experience in the scale £1,045-£30—£1,515.
UGANDA has a pleasant climate and income tax is moderate; maximum four three years; 5 days' vacation leave on full salary for each month of service, plus local leave: up to three adult passages provided to and from Uganda; free partly furnished accommodation, medical and dental treatment; provident fund or pension facilities available.

APPLICATION forms and further information may be obtained from the London Representative, Uganda Electricity Board, 27, Regent St., London, S.W.1, to whom completed forms should be returned not later than November 15th. [7375]

NORTHAMPTON COLLEGE OF ADVANCED TECHNOLOGY. London, St. John St., London, E.C.1.

GRADE II or Grade III laboratory technician required in electrical engineering department; in addition to holidays with pay totalling up to 5 weeks per year part-time day release is granted for studies in approved national certificate or degree courses standard L.C.C. conditions, salary and superannuation.—Letters of application to Head of Electrical Engineering Department. [7378]

THE MODERN BOOK CO.

BRITAIN'S LARGEST STOCKS OF BRITISH AND AMERICAN TECHNICAL BOOKS

Electrical Fundamentals. Vol. 1, by G. R. Noakes. The Services Textbook. 30/- Postage 1/6.

Transistor A.F. Amplifiers, by D. D. Jones and R. A. Hilbourne. 21/- Postage 9d.

Principles of Telecommunications Engineering. Vol. 1, by H. R. H. Bottle and B. L. C. Hanman. 17/6. Postage 1/-.

Electronic Organs, by R. L. Eby. 40/- Postage 1/-.

T.V. Fault Finding. A Data Publication. 5/- Postage 4d.

Television Receiving Equipment, by W. T. Cocking. 30/- Postage 1/-.

Understanding Hi-Fi Circuits. A Gernsback Publication. 23/- Postage 1/-.

Radio Valve and Teletube Manual, No. 7, by Brimar. 6/- Postage 6d.

Sound Reproduction, by G. A. Briggs. 17/6. Postage 1/-.

Guide to Broadcasting Stations 1957-8. "W.W." 2/6. Postage 3d.

Radio Valve Data. "W.W." 5/- Postage 6d.


Catalogue on application

19-23 PRAED STREET LONDON, W.2


PADddington 4185. Open 6 days 9-6 p.m.

JAMES H. MARTIN & CO.,
CADENZA dual Impedance Microphone & table stand £10.10.0. **TRIX T43** Amplifier £19.19.0. **APEX** band III Converter £5.15.0. **TSL LORENZ** Concert Sound-corner, £13.16.3. **Richard Allen** 'Golden unit' speaker 10" diam. £7.5.6. **AM/FM** Radiogram chassis from £24. Stamp (only) for Lists. **James H. Martin & Co.,** Finsthwaite, Newby Bridge, Ulverston, Lancashire.

"DIPLOMA" HEADPHONES



Lightweight High Resistance (4,000 ohms). Complete with cord.
17/6
 Ideal for **CRYSTAL SETS**
 The **'TYANA'** Standard Soldering Iron




- Adjustable Bit.
- Weight approx. 4 oz.
- Heating time 3 min.
- 40 Watt economy Consumption.
- Standard Voltage Ranges.

16/9
 Replacement Elements and Bits always available
KENROY LIMITED
 162/297 UPPER ST., ISLINGTON, LONDON, N.1
 Telephone: CANonbury 4905-4663

Armstrong

QUALITY
RADIOGRAM CHASSIS


MODEL AF 105 £37



AM and FM Tuners and High Fidelity Amplifier on one compact chassis

- 10 valves. ● 10 watts push-pull amplifier with negative feed-back.
- FM, Long, Medium and two Short wavebands.
- Frequency Range: 15-35,000 c.p.s. ± 1 dB.
- Independent and Continuously variable Bass and Treble Controls with visual setting indicators.
- Magic Eye Tuning.

MODEL PB 409 28 GNS



- 9 Valves. ● 6 watts push-pull output.
- Full VHF band (88-108 Mc/s) Plus Long, Medium and Short bands.
- Frequency Response within 2 dB 20-20,000 c.p.s. at 4 watts (double normal room volume).
- Independent Bass and Treble Controls.
- Quick-action "Piano Key" selectors.
- Magic Eye Tuning.

We shall be glad to give you a demonstration of these and other models in our range at our Warlters Road showrooms (open 9-6 p.m. Weekdays and Saturday). If you are unable to visit us please write for descriptive literature mentioning WIRELESS WORLD.

HIRE PURCHASE AND CREDIT facilities are available.

GUARANTEE: All our models are sold under full and unconditional money-back guarantee of satisfaction.

FREE TRIAL IN YOUR OWN HOME. Your money will be returned if for any reason you are not satisfied after 7 days' trial.

SITUATIONS VACANT
MULTI-CHANNEL TELEPHONE RELAYS.
TELEMETER equipment, COMMUNICATION receivers and transmitters, NAVIGATIONAL aids, Aerial systems, SPECIAL-PURPOSE television equipment, COMPONENTS and processes. THE above are typical of the work currently in hand at the Electronics Laboratories. Additional staff from junior assistants to senior engineers are required; ample opportunity of advancement exists for those willing to undertake responsibilities, the programme of work requiring the expansion of most sections. THE laboratories are located in a new town giving ready access to London and the surrounding countryside; excellent educational facilities are available nearby, and the firm's sports club together with local clubs and societies offers adequate recreational and social activity; security is enhanced by a pensions and life assurance scheme, and housing in the town is attractively planned.

PLEASE write initially giving full details of experience, qualifications and age, to Personnel Department (E.45), Murphy Radio, Ltd., Welwyn Garden City, Herts. [7373]

APPLICATIONS are invited for pensionable posts as **EXAMINERS** in the **PATENT OFFICE**
To undertake the official scientific, technical and legal work in connexion with Patent applications.
AGE at least 21 and under 35 years on 1st January, 1957, with extension for regular Forces' service.
CANDIDATES must have (or obtain in 1957) 1st or 2nd Class Honours in Physics, Organic or Inorganic Chemistry, Mechanical or Electrical Engineering or in Mathematics, or an equivalent qualification, or have achieved a professional qualification, e.g., A.M.I.C.E., A.M.I.Mech.E., A.M.I.E.E., A.R.I.C. For a limited number of vacancies candidates with 1st or 2nd Class Honours degrees in other subjects—scientific or otherwise—will be considered. Exceptionally candidates otherwise qualified by high professional attainments will be considered.
STARTING pay for 5-day week of 42 hours in London between £605 and £1,120 (men) according to post-graduate (or equivalent) experience and Naval Service. Maximum of scale £1,345. This salary scale is being increased by approximately 5 per cent. Women's pay above £605 slightly lower but is being raised to reach equality with men's in 1960. Good prospects of promotion to Senior Examiner rising to £2,000 (under review) and reasonable expectation of further promotion to Principal Examiner.
APPLICATION form and further particulars from Civil Service Commission, Scientific Branch, 30, Old Burlington Street, London, W.1, quoting S 128/57 and stating date of birth. INTERVIEW Boards will sit at intervals, as required. Early application is advised. [7357]

TELEPHONE MANUFACTURING Co. Ltd.
Martell Rd., West Dulwich, London, S.E.21.
HAVE vacancies for senior and junior development engineers to work on

(a) DESIGN of circuits for automatic and manual telephone equipment.
(b) DESIGN of light electromechanical apparatus.

SENIOR engineers must have the qualifications and experience required for Associate Membership of the Institution of Electrical Engineers, or have had not less than 7 years' experience in the telephone industry in a position of responsibility.
SALARY range £900 to £1,500 per annum.

JUNIOR engineers must have H.N.C. or equivalent or O.N.C with 5 years' adult experience in the telephone industry.
SALARY range £600 to £1,000 per annum.

A LIMITED number of trainee appointments are also available for young men with good examination results who wish to be employed on a part-time basis while studying for higher qualifications.
PENSION and dividend bonus scheme in operation after qualifying period.—Write, giving full details of age, experience, etc., to the Personnel Manager. [7380]

TELEVISION service engineers required: top rates of pay—bonus; permanent positions.—Apply in writing to:—
MR. R. COLBY (Manager), Service Dept., Corsor Radio & Television, Ltd., 51, Calthorpe St., W.C.2. [7381]

REQUIRED for interesting research development work on electro-acoustic devices an Engineer up to B.Sc. standard.—Apply Box 8273 [7009]

RADIO/TELEVISION Service Engineers.—Capable man required, ability to drive an adaptable, permanent and progressive position; half-day Saturday.—Apply Staff Manager, Gamage's of Holborn [7362]

RADIO Mechanics (male or female) wanted immediately, workshop or aircraft experience essential; pay according to ability.—Apply: Chief Radio Engineer, Dan-Air Engineering, Ltd., Lasham Airfield nr. Alton, Hants [7364]

SERVICE Engineers required for leading South Wales firm holding main agencies; progressive position; accommodation if required.—Apply, giving details of experience and wages required, to Box 1967. [7396]



ELECTRONIC COMPONENTS DISTRIBUTORS FOR OVER 25 YEARS

Some popular lines:
FOUR-SIDED BLANK CHASSIS
Made in our own works from commercial quality half-hard aluminium of 16 s.w.g. thickness these chassis will carry components of considerable weight and normally require no corner strengthening. Standard stock sizes (in inches) are as follows:—

6 x 4 x 2	5/4	12 x 5 x 3	7/11	13 x 10 x 2 1/2	9/9
7 x 5 x 2	5/6	12 x 7 x 2 1/2	8.-	14 x 10 x 2 1/2	10/-
10 x 4 x 2 1/2	6/4	11 x 8 x 2 1/2	8/3	12 x 10 x 3	10/3
9 x 7 x 2 1/2	6/6	10 x 8 x 3	8/6	15 x 10 x 2 1/2	10/6
12 x 4 x 2 1/2	6/10	13 x 5 x 3 1/2	9/10	17 x 10 x 2 1/2	11/3
9 x 8 x 2 1/2	7/6	12 x 9 x 2 1/2	8/11	17 x 9 x 3	11/6
10 x 8 x 2 1/2	7/10	14 x 7 x 3	9/6	17 x 10 x 3	12/3

Special sizes to order. The same material cut to any size up to 3ft. at 4/- per square foot.

Close Tolerance Wax-protected Silver Mica CAPACITORS

Values stocked (pF):

5	22	77	75	130	180	270	370	535	635	815	3000
10	25	57	80	135	200	280	386	533	670	820	3300
11	27	52	84	120	220	300	400	540	680	1000	3500
13	28	60	100	145	225	314	410	556	703	1500	4000
15	30	65	110	150	230	330	450	600	710	2000	4700
18	33	68	120	160	245	340	470	600	750	2200	5000
22	40	70	125	170	250	356	500	600	800	2500	5500

Tol. up to 35 p.p.m. P.D.F. over 35 p.p.m. 1 per cent.
PRICES: 5-800 pF 9d.; 116-820pF 10d.; 1.000-2,500 pF 1/3; 3,000-5,000pF 1/6.
Special (limited number only), 0.1 mfd. 1% 12/-
*Surplus stocks of mica, paper and ceramic capacitor from 6d. each.

***DAILY** guaranteed ELECTROLYTICS Full range from 1/6 each
***HIGH STABILITY** RESISTORS "T.S.L." 1-watt 10% tol. 5-year guarantee Full "preferred value" range, 12Ω to 10MΩ 6d. each 1% tol. 2/6 each
***SURPLUS STOCKS** various makes:

		5%	2%	1%
1/2 watt	7d.	10s.	1/3
1 watt	9d.	1/-	1/6
1 watt	10d.	1/3	1/9

"ELECTROVOICE" guaranteed TRANSFORMER AND CHOKES, individually tested Fully shrouded. Used by leading laboratories. 66 types in stock WAFER SWITCHES made to order. Quotations on request.

The COOPER-SMITH HIGH FIDELITY AMPLIFIER

Model BP1 Main Amplifier, £18. Build-it-yourself £14. Mk II Pre-amp and Control Unit £10. Build-it-yourself, £7/10/-
DIRECT FROM MAKER TO USER
A better 10 watt amplifier at lower cost. Send for illustrated details of this remarkable outfit or test it in our demonstration room.
Other H.F.I. equipment includes Acoustical Leak Rogers, Lovther, Goodmans, Wharfedale, Lorenz, Philips, Connoisseur, Collaro Garrard Goldring.

AMERICAN RELAYS brand new—
3-make, 60Ω coil small 2/3; 2-wake 50Ω coin, 3,000 size 2/6; 4-make, 50Ω coil 3,000 size, 3/6
VISUAL INDICATORS type 8 (100/4) contains 10 micro-amp movements. Brand new 6/6 each. With neon lamps (two), 9/6.
MANBRIDGE CAPACITORS 200 V D.C. wkg. Suitable for crossover units etc. 5 mF 4d. each; 1 mF. 6d. each; 2mF., 6d. each; 4 mF. 9d. each
*Over 60 other types from 6d.
POWERFUL 24 V. D.C. MOTORS, 2in. square 4 min. spindle. With work on A.C. 6/6.
LIGHTWEIGHT HEADPHONES, "1-watak", 2,000Ω 12/6 pr. *Stein, 4,000Ω 17/6 pr
AMERICAN 21-watt PLUGS AND SOCKETS, with cover, 7/6 pr. AMPHENOL 4-pin, one hole fixing (13/11in.), retaining screw chromium plated, 5/-
INSTRUMENT HANDLES, Chromium plated 7 1/2 x 1 1/2 3/6 pr.

High-Grade Meters
By LEADING MANUFACTURER
Flush mounting, 3 1/8 in dia. (less flange) 3in. scale
DC MOVING COIL
100 microamps FSD resistance 750Ω Calibrations —0-20mA, 0-3kV 0-3kV 0-2 mA/0-250V 5-0-5/0-10, 0.60mA/0-1kV 85/-
0-100 milliamps res. 0.75Ω 50/-
0-500 volts, res. 500kΩ 1k. 1V, 65/-
0-1,000 volts res. 20mΩ (20k. PV) 95/-
AC MOVING IRON
C-300 volts with external res., 50/-
5 amps. FSD scale 0-50 50/-
All the above are brand new and tested.

*List available

H. L. SMITH & CO. LTD
287/289 EDGWARE ROAD LONDON W.2
Telephone Paddington 5891

ARMSTRONG WIRELESS & CO. LTD.
TELEVISION
Warlters Road, London, N.7
Telephone: NORTH 3213

I WISH I HAD BOUGHT MY NEW DUODE LONG AGO

I should have saved myself a lot of money and several disappointments. "This new 12B-C sounds better than anything I have heard, and my friend who has an expensive two-unit system was very thoughtful when he heard my Duode in his cabinet. It was, as you say, so much more natural and nicer to our ears."

These new Duodes with their much improved suspension have been going out quietly for the past few months and winning many fresh laurels. Now we release official news of them and invite you to write for details:

NEW DUODE 12B-C & 12C MODELS

INSIST on hearing a DUODE for your ears sake.

DUODE LTD.

3, Newman Yard, London, W.1

COVENTRY RADIO COMPONENT SPECIALISTS SINCE 1925

We have now trebled the size of our premises in order to supply a larger range of Components, Amplifiers and HI-FI Equipment.

Send your enquiries to:

189-191, DUNSTABLE ROAD, LUTON, BEDS.

New Telephone No. :—LUTON 7388-9

ENGINEERS!

Whatever your age or experience, you must read "ENGINEERING OPPORTUNITIES." Full details of the easiest way to pass A.M.I.Mech.E., A.M.I.O.E., C. & G. (Electrical, etc.), General Cert., etc., on

144 PAGES Free!



"NO PASS—NO FEE" terms and details of Courses in all branches of Engineering—Mechanical, Electrical, Civil, Auto, Aero, Radio, etc., Building, etc. If you're earning less than £15 a week, tell us what interests you and write for your copy of "ENGINEERING OPPORTUNITIES" today—FREE.

B.I.E.T.
387 College House, 23-31, Wright's Lane, London, W.8.

BRITISH INSTITUTE OF ENGINEERING TECHNOLOGY

SITUATIONS VACANT

SEVERAL attractive and senior positions are offered in the development and industrial application of modern non-destructive testing techniques; the positions will be in the following fields:—

- (1) ELECTRONIC circuit development.
 - (2) PROPERTIES of materials.
 - (3) PHYSICAL investigation and measurement.
- THEY offer good scope to men of initiative and experience in the above fields; salaries will be commensurate with the candidate's qualifications and experience.

APPLICATIONS should be made in writing in the first instance, giving full details of qualifications, previous experience, age and salary required, to Box 1834. [7382]

RADIO Mechanics wanted immediately, workshop and aircraft experience essential; pay according to ability.—Apply: Chief Radio Engineer, Dan-Air Engineering, Lasham Airfield, Nr. Alton, Hants [7257]

WELL-KNOWN London manufacturers of high fidelity equipment require intelligent young men as representatives; must be interested in Hi-Fi and have sound technical background; good prospects for the right person.—Reply to Box 1707. [7368]

ELECTRONIC engineer required for development work on saturable reactor devices and power transformers; H.N.O. or equivalent standard, with design experience in this field.—Apply in writing to Hirst Electronic, Ltd., Gatwick Rd., Crawley, Sussex. [7294]

TELEPRINTER maintenance men required; starting pay according to qualifications, experience and age; outside maintenance, London area.—Please write for interview details and relevant information to Box A.584, c/o Central News, Ltd., 43, London Wall, London, E.C.2. [7356]

TELEVISION engineers required; man of integrity sought by leading television rental company with a high reputation to maintain; holders of current driving licences living in Warwickshire looking for a secure future with good salary should apply to Box 1866. [7385]

E. K. COLE, Ltd., Malmesbury, require production testers for testing radio, radar and nucleonic equipment; ex-Service radio and radar fitters suitable; full canteen and welfare facilities; transport from outlying areas.—Applications should be made to Personnel Manager. [7379]

ENGINEERS for testing high-grade electronic prototypes and calibrating test equipment required for working in development laboratories ten miles South West of London; salary approximately £300 per annum depending on qualifications; pension scheme.—Please reply Box 1867. [7386]

DEPUTY Chief Inspector required by expanding company near Cardiff, manufacturing mechanical and electronic instruments; A.I.D. approved would be preferred, though not essential if well qualified; salary scale: £800 to £1,000; pension scheme.—Please send full details to Box 450, 6, Aldford St., London, W.1. [7355]

TELEVISION Development Engineer (Senior) with administrative experience required; capable of carrying out development projects with minimum supervision up to production stage.—Write giving full personal details, Chief Engineer, Rediffusion Television, Ltd., Fullers Way, Chessington, Surrey. [7276]

ELECTRONIC development engineers.—A Midlands manufacturer has vacancies for development engineers for work on domestic TV receivers; should be fully experienced with minimum qualifications of H.N.C.—Those interested should write, giving full particulars of qualifications, to the Personnel Manager, Box 1619. [7359]

GRANADA TV NETWORK, Ltd., invites applications from experienced television lighting engineers for a post in their Manchester studios; applicants should have had considerable experience and show evidence of success in television lighting.—Full details of age, experience and present salary to Personnel Officer, Manchester, 3. [7361]

OVERSEAS.—Oil exploration company with world wide seismic parties offers permanent career to electronic technicians, maintaining and operating field equipment; men prepared to accept responsibility and to live in camp conditions; academic qualifications to H.N.C. or equivalent or genuine practical experience to this standard; liberal home leave.—Box 1608. [7388]

ABLE electronic engineers required for varied and interesting work in rapidly expanding research department; experience of pulse techniques or ultrasonics desirable but not as essential as initiative and capability.—Write, giving details of qualifications, experience, age and salary required, to Ultrasonoscope Co. (London) Ltd., Sudbourne Rd., London, S.W.2. [7248]

A VACANCY exists in the Electronics Laboratory in a section engaged upon the design of special purpose television receiving equipment. Several design projects are currently in hand offering interesting work in the industrial and other fields. Applications are invited from candidates possessing experience in the design of domestic television receivers, giving details of experience and qualifications, and should be addressed to Personnel Department (E.43), Murphy Radio, Ltd., Welwyn Garden City. [7338]

SELENIUM RECTIFIERS

40 ma. to 10 amp., 6 v. to 100 v. Bridge, H.Wave or P.P.

WITH OR WITHOUT HIGH-GRADE TRANSFORMER TO SUIT. These are new goods, best makes, not reconstructed Government surplus. Popular types, 6 v. 1 a., 4/-, 2 a., 7/6, 12 v. 2 a., 8/6, 12 v. 1 a., 7/6, 12 v. 3 a., 15/-, 6 a. alloy-finned type, 27/6, 24 v. 0.3 a., 9/-, 0.6 a., 12/6, 24 v. 1 a., 13/6, 2 a., 15/6, 24 v. 3 a., 21/-, 50 v. 1 a., 24/-, 50 v. 2 a., 42/-, 130 v. 300 ma. h. wave, 38/-, 250 v. 300 ma. do., 65/-, 110 v. 1 a. bidge., 48/-, 130 v. 80 ma. bidge., 21/-.

CHARGER KITS



No. 1, a kit for 2 v., 6 v., 12 v., 3 amp. transformer, rectifier, ammeter, all high-grade new parts, not rubbish, 52/6, unique convecter housing for same, as illust., 12/6, p.p. 3/-, ditto, but 2 amp., 43/-, case 12/6, p.p. 3/-.

Economy 12 v. 3 amp. kit, no ammeter needed, 34/6, p.p. 2/6, all with 12 months' guarantee.

CHAMPION PRODUCTS,

43 UPLANDS WAY, LONDON, N.21.

Telephone: LAB 4457

METERS

All types
Any make



Single and Multi-range repaired and recalibrated

We convert or supply meters to your requirements.

10/14 days

E.I.R. INSTRUMENTS LTD.

329 Kilburn Lane, London, W.9.

Tel.: LADbroke 4168

"AMPI"

LENGTH 6", WIDTH 4", DEPTH 2 1/2"
Really Versatile 2 Stage Audio Amplifier designed specially for instant fitting to any portable Record-Player!

Brief Specification:—OVER 3W OUTPUT for 2-4ohm Spkr; Mains Transformer having isolated HT winding, plus Output Transformer all on one-piece chassis; easily & quickly fitted inside any cabinet which will hold a turntable & motor; Neg feedback, Tone and Volume controls. Ready to operate, and PLAYING TESTED

£3.19.6 & 3/6 p.p. Photos & further details 6d. Stamps to

E.K.E. 47, Arksey Lane, Bentley, Doncaster

GALPIN'S

ELECTRICAL STORES

408, HIGH STREET, LEWISHAM, S.E.13

PLEASE NOTE

I have now retired and my business is closed down.

To all customers, past and present, I wish to express my sincere thanks for the support and custom you have given me during the past 30 years.

I can assure you and all future customers for Transformers that the same full service and satisfaction will be given to you by my successor mentioned below.

Yours sincerely,
E. J. GALPIN.

PLEASE NOTE

All Transformers as offered by the late GALPIN'S ELECTRICAL STORES or special quotations, can be obtained from my Chief Winder who has taken over this section of my business.

ORDERS by letter or 'phone should be addressed to:

JEFFERY

TRANSFORMER CO.

199, EDWARD STREET,
NEW CROSS, LONDON, S.E.14

Phone TIDeway 4458

SITUATIONS VACANT

VACANCY for keen young electronics engineer in phototelegraphy dept. of national newspaper in London; knowledge of S.T.C. V.F. equipment an advantage; will be required to work various duty shifts; 37½ hour week plus overtime for Saturday duties.—Full details of qualifications and previous experience to Box 1869. [7384]

UNIVERSITY research laboratory requires an assistant for maintenance and development work in electron microscopy and electron diffraction; experience in these fields or of high voltage work or of vacuum technique would be an advantage; salary according to experience and qualifications on University scales.—Apply to Secretary, P.C.S. Laboratory Dept. of Physics, Free School Lane, Cambridge. [7390]

An opportunity occurs for a television development engineer to join a group working on camera tubes, storage tubes, etc.; a sound knowledge of pulse and video circuit techniques will be required, together with an aptitude for logical experiment; this position carries an attractive salary and applications are invited for engineers with or without academic qualifications.

APPLICANTS should write in the first instance to the Chief Engineer, Cathodeon, Ltd., Church St., Cambridge. [7377]

RADIO mechanics. Skyways Limited require the following experienced radio mechanics at Stansted Airport for employment in workshops and on maintenance of equipment in aircraft. Applicants must be fully experienced particularly in workshop practice; good rates of pay and conditions of service; apply with full details to Personnel Manager, Skyways Limited Stansted Airport, Essex.

TEST Laboratory Engineer with O.N.C. or H.N.C. electrical engineering or equivalent qualification for interesting work, testing and measuring the performance of photographic and magnetic professional sound recording equipment; pension scheme and canteen.—Applications, in writing, to Personnel Officer, Rank Precision Industries (B.A.F.), Ltd., Woodger Rd., Shepherds Bush, W.12. [7397]

RADIO technicians of all grades are invited to apply for interesting and varied positions in car radio servicing installation and development. Vacancies occur from time to time for our dealers at all parts of the country; a high standard of practical and theoretical knowledge of radio technology is required.—Apply in the first instance to Personnel Officer, S. Smith & Sons (Radiomobile), Ltd., North Circular Rd., London, N.W.2 [0270]

INSTRUCTOR in marine radio required by the College of I.M.F. Comms., Overseas House, Brooks Bar, Manchester 18; technician standard equal to C. & G. Radio III with Tele-comms.; Principles II desirable; P.M.G. 1st class certificate and lecturing experience in radio an advantage; salary based on Burnham Scale with pension scheme for man of proved ability.—Write Principal (Ref. "Staff"), giving full particulars in confidence [7316]

TELEVISION Test Engineers.—A Midland manufacturer has a few vacancies for men capable of testing and fault-finding on domestic television receivers; experience of TV circuits and techniques is preferred but ex-service technicians and men of similar background will be considered; 5-day week.—Those interested should write, giving details of career to date, to the Personnel Manager (Ref. T.T.E.), Box 1708. [7367]

TELEVISION Development Engineer.—Vacancy exists in the Wembley area for energetic young engineer with some general experience in the design of television receivers; preferably graduate I.E.E. or Brit.I.R.E., but equivalent qualifications acceptable; pay according to qualifications and experience.—Apply in writing in the first instance to the Chief Engineer, Technical Centre, Radio Rentals, Ltd., Bessford Ave., Wembley. [7366]

INSTRUMENT Development Engineer (senior) required for circuit design work connected with ultrasonics and electronic measuring instruments; must be capable of carrying out development projects to production stage with minimum of supervision.—Apply, giving full details of experience, qualifications and salary required, to Chief Engineer, Dawe Instruments, Ltd., 99, Uxbridge Rd., Ealing, London, W.5. [7370]

RADIO technicians required by International Aeradio, Ltd., for overseas service; permanent pensionable positions; inclusive salary from £845 per annum to £1,616 per annum, tax free, according to marital status; child allowances; free accommodation; free insurance; kit allowance, free air passages; generous U.K. leave.—Qualified candidates to whom replies only will be sent, please write, quoting R.T., to Personnel Officer, 40, Park St., W.1. [0262]

DIGITAL computers.—The National Cash Register Co., Ltd., have recently entered the field of electronic computation and require qualified engineers and technicians for work on large digital computers in London and the Midlands; experience of electronic computers is not necessary—the necessary training will be given; bonus, pension and Life Assurance schemes.—Please apply in writing to the Personnel Manager, 206-216 Marylebone Rd., London N.W.1 [7383]

for
use
with
KT 88



TRANSFORMER TYPE 4N1

Capable of full output of 50 watts
from 25 ~ to 35,000 ~

PRIMARY

6,000 Ω C.T. tapped 43% and 25%.

SECONDARY

0.45 Ω, 1.8 Ω, 4 Ω, 7 Ω, 11 Ω, 16 Ω,
22 Ω and 30 Ω to handle 50 watts.

Approximate characteristics:

Primary resistance: 50 Ω + 50 Ω.
Primary inductance: 50 hys.

Leakage Reactance:

Primary to secondary: 6 m/Hys.
Half primary to secondary: 3 m/Hys.
Half primary to half primary: 6 m/Hys.

Open type:

5½ in. x 4½ in. x 5½ in. high.
Fixing Centres: 4½ in. x 3½ in.
Weight 14½ lbs.

Potted type (Hammer Grey finish):

5 in. x 5½ in. x 6½ in. high.
Fixing Centres: 3½ in. x 5 in.
Weight: 15 lbs

Transformer type 4N1 is designed to handle 50 watts in the Ultra Linear Circuit where cathode bias is employed.

A 100w. model is available if required.

SAVAGE

TRANSFORMERS LTD.

DEVIZES, WILTS

Tel.: Devizes 932.

HANNEY

offers

Components for

- OSRAM 912 PLUS AMPLIFIER
- OSRAM 912 PASSIVE UNIT
- OSRAM 912 PRE-AMPLIFIER
- OSRAM F.M. PLUS TUNER
- MULLARD "TAPE" AMPLIFIERS
- MULLARD 510 AMPLIFIER
- MULLARD 510 "A" PRE-AMPLIFIER
- MULLARD 510 "B" PRE-AMPLIFIER
- MULLARD 3/3 AMPLIFIER
- MULLARD F.M. TUNER UNIT
- "WIRELESS WORLD" BAXAND-ALL PRE-AMP.
- "WIRELESS WORLD" F.M. TUNER UNIT
- DENCO MAXI-Q F.M. TUNER UNIT

Manuals available:

912 PLUS AMPLIFIER—4/6; OSRAM F.M. PLUS TUNER—2/6; MULLARD HIGH QUALITY AMPLIFIER MANUAL (contains F.M. details)—3/6; DENCO F.M. TUNER—1/6. Send 2d. postage, stating lists required. General Components list also available.

L. F. HANNEY

77, Lower Bristol Road
Bath

COAXIAL CONNECTORS UG TYPE

21-B/U, 58/U, 290/U, etc.
According to JAN & MIL Specifications for Aircraft, etc.
Full list available. Send your requirements.
Overseas Enquiries Invited

N.A.R. Agencies Ltd.

40 King's Road, London, S.W.3

QUARTZ CRYSTAL UNITS



Type
B7



The type B7 unit is mounted in the standard B7G valve envelope and is hermetically sealed and fully evacuated.

Available for the frequency ranges from 100 kc/s to 500 kc/s and from 3 Mc/s to 16 Mc/s. Gold electrodes applied by cathodic sputtering give permanence of calibration. Normal adjustment accuracy 0.01%. Max. adjustment accuracy 0.003%.

Early delivery can be given of some frequencies, and we will be pleased to quote for your specific requirements

THE QUARTZ CRYSTAL Co. Ltd.

(3-7), Kingston Road,
NEW MALDEN, SURREY.

Telephone: MALDEN 0334 Cables, etc. QUARTZCO NEW MALDEN

SITUATIONS VACANT

TEST engineers required for interesting work in connection with radar, computers, machine tool control units, camera channels, microwave links and similar electronic equipment; applicants must have sound theoretical knowledge of electronics backed by practical experience in H.M. Forces or industry; staff positions and superannuation scheme; single accommodation available.—Apply, giving full details to Personnel Department (C.E.) [7389] E.M.I., Ltd., Hayes, Middx.

ABLE electronic engineers or physicists required for development of circuits associated with ultrasonic flaw detection, a knowledge of ultrasonics is not necessary but applicants should be familiar with pulse circuits, amplifiers and time bases, etc., starting salary £900/£1,100, minimum qualifications B.Sc. or H.N.C. with endorsements; interesting and varied work in a congenial team atmosphere.—Write giving details of qualifications, age, etc., to Ultrasonoscope Co. (London), Ltd., Sudbourne Rd., London, S.W.2. [7392]

APPPLICATIONS are invited for the post of development engineer in the acoustic laboratory of Goodmans Industries, Ltd.; some practical experience of light-electro-mechanical work is necessary, together with appropriate academic qualifications; the work is interesting and varied, as the successful applicant will be concerned with all aspects of loudspeaker engineering, including development of the latest High Fidelity equipment; the post is permanent and progressive.—Apply in writing, quoting fullest details.—Goodmans Industries, Ltd., Axiom Works, Wembley. [7363]

THE General Post Office has vacancies for radio operators at its coast radio stations and applications are invited from men between 21 and 35 years of age who hold the Postmaster-General's first-class certificate of proficiency in radiotelegraphy or an equivalent certificate issued by an administration of the Commonwealth or of the Irish Republic; selected candidates will be considered later for permanent pensionable posts.—Application should be made to the Inspector of Wireless Telegraphy, Radio Services Department, Wireless Telegraphy Section, Union House, 51, Martins-le-Grand, London, E.C.1. [7317]

PUBLIC address engineer, assistant required for workshop and field work on all classes P.A. equipment, including installation, inspection work on prototypes, correspondence, loudspeaker layouts, preparation service data, etc., applicants must have basic theory and experience of audio amplifiers and radio receivers; field experience of P.A. desirable but not essential; must be adaptable and require minimum supervision, work in S.W.7 and S.W.16, with occasional visits to provinces; salary £650-£750 p.a. according to experience and qualifications.—Apply in writing to Telephone Rentals, Ltd., Kent House, Rutland Gardens, S.W.7. [7394]

ELECTRONIC engineers required for the technical advisory laboratory of design department; the work is varied and interesting, involving practical research into the suitability of all components and materials for inclusion in new designs of receivers, also investigations of oscillator stability, temperature measurements and compensation, etc., of prototype television and radio receivers, meeting special requirements for export equipment, etc. etc. Two vacancies exist—(a) for a senior engineer having H.N.C. or equivalent qualifications and some experience in the above work; and (b) for an assistant engineer having H.N.C. or equivalent qualifications. **WELWYN Garden City** is well situated in pleasant countryside within easy reach of London, and applicants from the London area would become eligible for housing.—Applications giving full details of experience, age, qualifications, salary expected, should be forwarded initially to Personnel Department (R.11), Murphy Radio Limited, Welwyn Garden City, Herts. [7360]

TRANSMISSION equipment engineers reqd. for work on carrier telephone and telegraph apparatus contracts at our main works in London; increased activities offer wide scope and prospects for applicants with some experience, civilian or service, in the maintenance and installation of telecommunication equipment; educational qualifications up to Final City & Guilds or H.N.C. standard desirable but not essential; candidates must have completed National Service; where previous industrial background is lacking suitable training will be provided; salaries according to age and experience; liberal staff pension scheme, sports and canteen facilities; give full details to Staff Officer, ref. 744/86, Siemens Edison Swan, Ltd., Woolwich S.E.18. [7387]

TECHNICAL TRAINING

LEARN it as you do it—we provide practical equipment combined with instruction in radio, television, electricity, mechanics, chemistry, photography, etc.—Write for full details to E.M.I. Institutes, Dept. WW47, London, W.4. [10006]

CITY and Guilds (Electrical, etc.) on "No Pass—No Fee" terms; over 95% successes; for full details of modern courses in all branches of electrical technology send for our 144-page handbook, free and post free.—B.I.E.T. (Dept. 388A), 29, Wright's Lane, London, W.8. [0117]

Excellence in design..

Specialists in Sub-miniature Telecommunication Components.



Actual Size (Approx.)



TEMPATRIMMER

Nominal capacity 6.5pF—Temperature Coefficient continuously adjustable from + 2000 to — 2000 parts per million per degree Centigrade. Length 1.31" Width .670" Height .5"

Details from—

OXLEY

DEVELOPMENTS CO. LTD.
ULVERSTON, NORTH LANCs

Tel: ULVERSTON 3306

BRASS, COPPER, DURAL, ALUMINIUM, BRONZE
ROD, BAR, SHEET, TUBE, STRIP, WIRE
3,000 STANDARD STOCK SIZES
No Quantity too Small. List on Application

H. ROLLET & Co. Ltd.

6 Chesham Place, S.W.1. SLOane 3463
ALSO AT LIVERPOOL, BIRMINGHAM, MANCHESTER, LEEDS

METERS

WE CAN SUPPLY
WITHIN 7-14 DAYS

a complete range of moving coil—moving iron—electrostatic—thermo-couple—also, multirange meters—meggers—pyrometer and laboratory test instruments, etc.

All to B.S.89.

REPAIRS

Delivery 7-14 days

Our skilled craftsmen carry out repairs or convert any types and makes of single and multirange meters.

Where desired, repairs are accepted on contract.

THE V.Z. ELECTRICAL SERVICE

4, LISLE STREET, LONDON, W.C.2.

Telephone: GERrard 4861.

CABINETS by STAMFORD

SPECIALISING in Goodmans Speakers & the Axiom Enclosures to their specification.

GOODMANS 3-WAY SYSTEM

The Axiom Enclosure to Messrs. Goodmans specification. COMPLETELY FITTED, comprising 12in. Audiom 53, The Midax and the Trebax speakers, also the acoustic Resistance Unit crossovers and attenuators and TYGAN grille. Price £65/- or £9/15/- deposit and 9 payments of £6/12/- mthly. Dimensions 37in. high x 23in. wide x 20in. deep. Enclosure only £21/-.



DEMONSTRATIONS of the Goodmans range, Axiote, Axiom 150 Mk. II, Two-way and Three-way systems at our **NEW SHOWROOM, 98 WEYMOUTH TERRACE, off Hackney Road, London, E.2.** Phone SHO 5003. No. 6 bus, or No. 557 Trolleybus from Liverpool Street or No. 170 bus and No. 555 Trolleybus from Old Street Station. In both cases booking to The Odeon, Hackney Road and walk back two turnings.



G.P.37
Dimensions 3ft. 2in. wide, 30in. high, 17in. deep. The 2 motor boards are 18in. wide and 16in. deep having 4in. clearance to the underside of the lid. Control compartment has deck area 37in. x 15in. Control panel 37in. x 9in. x 1in. enclosed by either 2 or 3 sliding doors. 16in. between bottom and underside of motor board. Price £21/10/- or 64/- deposit and 9 payments of 44/- monthly.

These cabinets are supplied in Oak, Walnut and Mahogany veneers, to shade required. Delivery 12/6 in England and Wales. Write for Catalogue of cabinets for **EQUIPMENT, RECORDS, SPEAKERS, and PYE BLACK BOX.** Satisfaction guaranteed or money refunded.

A. L. STAMFORD (Dept. R 4)
20 College Parade, Salusbury Road, London, N.W.6.

TUITION

THE POLYTECHNIC, 309, Regent St., W.1.

A SPECIAL course of nine lectures on Fundamentals of Acoustical Engineering will be given on Thursday evenings, commencing October 17th next, at 7 p.m. Enrolment forms and syllabus may be obtained on application to the Head of the Electrical Engineering Department. Fee: £1 is. [7393]

NOTHING succeeds like success! What we have done a thousand times we can do again for you—see the B.N.R.S. advt. page 160. [0172]

WIRELESS operating: attendance and postal courses.—Stamp for reply to Manager, The Wireless School, Manor Gdns., London. N.7. [0104]

FULL-TIME courses for P.M.G. Certs., C.G.L.I. Telecommunications, Radar Maintenance Cert. and B.Sc.(Eng.); prospectus free.—Technical College, Hull. [0111]

BEGINNERS Morse records (L.P. 33 1/4), complete course with booklet, designed to pass G.P.O. test at 12 w.p.m. easily; only 45/-, send P.O. now, course by return.—45, Green Lane, Purley, Surrey. Upl. 2896. [7372]

WIRELESS.—See the world as a radio officer in the Merchant Navy; short training period; low fees, scholarships, etc., available; boarding and day students; stamp for prospectus.—Wireless College, Colwyn Bay. [0018]

T/V and Radio.—A.M.Brit.I.R.E., City and Guilds, R.T.E.B. Cert., etc., on "No Pass—No Fee" terms; over 95% successes; details of exams. and home training courses in all branches of radio and T/V, write for 144-page handbook—free.—B.I.E.T. (Dept. 397A), 29, Wright's Lane, London, W.8. [0116]

A.M.I.Mech.E., A.M.Brit.I.R.E., City and Guilds, etc., on "No Pass—No Fee" terms, over 95% successes—or details of Exams. and courses in all branches of Engineering Building, etc. write for 144-page Handbook—Free: B.I.E.T. (Dept. 387B), 29, Wright's Lane, London, W.8. [0118]

ALL EXAMINATIONS easier to pass by I.C.S. home study methods. A.M.Brit., I.R.E. C & G. Telecoms., P.M.G. Cert. in Wireless Telegraphy, radio and TV servicing, etc.—Write for free prospectus: International Correspondence Schools, Dept. CL42A, Kingsway, London, W.C.2. [0032]

LEARN-AS-YOU-BUILD course in basic radio, electronic and electrical theory with practical training, building a 4-valve receiver and superhet signal generator and multimeter; write for free book.—International Correspondence Schools, Dept. CL42, Kingsway, London, W.C.2. [0550]

TRAIN at home for a better position or a new hobby.—We offer comprehensive modern home tuition courses covering over 100 careers and hobbies; practical equipment supplied with many courses.—Write for free brochure, stating subject of interest, to E.M.I. Institutes, Dept. WW39, London, W.4. (Associated with H.M.V.) [0180]

FREE!—Brochure giving details of home study training in radio, television and all branches of electronics; courses for the hobby enthusiast, or for those aiming at the A.M.Brit.I.R.E., City and Guilds, R.T.E.B., and other professional examinations; train with the college operated by Britain's largest electronics organisation; moderate fees.—Write to E.M.I. Institutes, Dept. WW28, London, W.4. [0179]

INCORPORATED Practical Radio Engineers' home study courses of radio and TV engineering are recognized by the trade as outstanding and authoritative. Moderate fees to a limited number of students only. Syllabus of Instructional Text is free. "The Practical Radio Engineer" journal, sample copy 2/-; 6,000 Alignment Peaks for Superhets. 5/9—Membership and entry conditions booklet, 1/- all post free from the Secretary I.P.R.E., 20, Fairfield Rd., London, N.8. [0098]

AUCTIONS

SALES every Thursday at 11 a.m.
EASTERN Auction Mart, Ltd.
TELEVISIONS, radios, fridges, wash/machines, etc., etc.
EVERIES accepted working or not.
15% commission on lots sold (min. 10/-). No sale, no charge.
WE collect in Greater London area.
WHITEHORSE Lane, Mile End Rd., Stepney, E.1.
STEPNEY Green 3993, 3296, 1033 [0125]

BOOKS, INSTRUCTIONS, ETC.

TELECOMMUNICATIONS (Principles) I and II in m.k.s. Units "covers everything for these C. and G. exams, numerous worked examples, price 10/6 also "Radio Reference" covers everything from basic principles to VHF, transmitters aerial arrays, FM, etc. 180,000 words, 588 figs. price 25/-.—Riddiford, 384, Tilehurst Rd., Reading, Berks. [7232]

INTRODUCTION to Valves By R. W. Hallows, M.A. Cantab., M.I.E.E. and H. K. Milward, B.Sc. Lond. A.M.I.E.E. Describes the principles, construction, characteristics and uses of most types of radio valves. The approach is simple and, as far as possible, non-mathematical, but the book provides the student with a thorough understanding of valves and how they work. 8/6 net from all book-sellers. By post 9/2 from Iliffe & Sons Ltd., Dorset House, Stamford St., London, S.E.1.


BAKERS 'Selhurst' RADIO



The Full-Range ULTRA TWELVE Cone resonant 20 c/s. 20-25,000 c/s £17. 10. 0

The BRADFORD PERFECT BAFFLE

(Patent Pending)



A COMPACT enclosure ensuring realism and clarity of reproduction with NO BOOM.

A comprehensive range for single- and multi-speaker systems is available.

From £8/15/0 for 17in. x 17in. x 12 1/2in.

We are demonstrating the **GOODSELL "Golden Range,"** the **ORTOFON Pick-Ups** and the **WOOLLETT Transcription Gramophone Turntable.**

Daily: 9 a.m. to 6 p.m.
Saturdays: 9 a.m. to Noon.

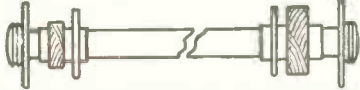


LIMITED


17, Charing Cross Rd., London, W.C.2
Tel.: TRAtalg 5575 (opp. Garrick Theatre)

Trade & Export enquiries to:—**JOHN LIONNET & COMPANY**
(at above address)

TELETRON SUPER INDUCTOR COILS



Ferrite Rod Aerials. Wound on high permeability Ferroxcube rod, Medium wave 8/9, Dual wave 12/7.



Type HAX. Selective diode coil for tape and crystal amplifiers, MW 3/4, LW 3/6. Dual wave TRF Coils, matched pairs (as illustrated) 7/- pair. Type S.S.O. Supersonic Tape Osc. coil, provides 6.3 v. 3 a. RF for pre-amp heater. Eliminates induced

50 c/s hum, 40/100 kc, 15/- ea. Transistor coils, etc. Available from leading stockists. Stamp for complete data and circuits.

THE TELETRON CO. LTD.,

266, Nightingale Rd., London, N.9. How 2527

BOOKS, INSTRUCTIONS, ETC.

"WIRELESS Servicing Manual." By W. T. Cooching, M.I.E.E. This, the ninth edition of a standard work, which has come to be recognised as a reliable and comprehensive guide for amateur and professional alike, has been thoroughly revised and set in a larger and handier format. Essential testing apparatus is described and logical methods of deducing and remedying defects are explained. A completely new chapter on the servicing of frequency modulated V.H.F. receivers has been added; 17s 6d from all booksellers. By post 18s 6d from Iliffe & Sons Ltd., Dorset House, Stamford St., London, S.E.1.

"RADIO Designer's Handbook." Editor: F. Langford-Smith, B.Sc., B.E., Senior Member I.R.E. (U.S.A.), A.M.I.E.E. (Aust.). A comprehensive reference book, the work of 10 authors and 22 collaborating engineers, containing a vast amount of data in a readily accessible form; the book is intended especially for those interested in the design and application of radio receivers or audio amplifiers. Television, radio transmission and industrial electronics have been excluded in order to limit the work to a reasonable size; 42s net from all booksellers. By post 44s from Iliffe & Sons Ltd., Dorset House, Stamford St., S.E.1.

WANTED

London merchants require for export, surplus Radio and T.V. components. Current and superseded designs acceptable but must be technically O.K.

Box 1811 c/o Wireless World.

NEW BOOKS ON RADIO & TELEVISION

- Transistor A.F. Amplifiers by Jones and Hilbourne. Postage 1/- 21/-
- Telecommunication Engineering by Harbottle and Hanman. Postage 1/- 17/6
- G.E.C. Valve Manual new edition. Postage 1/- 7/6
- The Junction Transistor and its Application by Wolfendale. Postage 1/- 60/-
- Principles of Transistors by Evans. Postage 1/- 45/-
- Magnetic Recording by Hickman. Postage 1/- 21/-
- Practical Wireless Circuits by Camm New Edition. Postage 1/- 17/6
- Beginners Guide to Radio by Camm. Postage 8d. 7/6
- Valve and T.V. Tube Equivalents all service types by BABANI. Postage 6d. 5/-
- Radio Control Mechanisms by Data Publications. Postage 6d. 4/6

UNIVERSAL BOOK CO.

12 LITTLE NEWPORT STREET, LONDON, W.C.2 (adjoining Lisle Street).

Webb's Rebuilding...

BUT BUSINESS AS USUAL!

We shall shortly have a much improved shop for your convenience.

In the meantime please do not be deterred by our temporary entrance. We have a fully equipped demonstration room and our stocks are more varied than ever.

WEBB'S RADIO

14 SOHO STREET, LONDON, W.1


Telephone GERrard 2089

S.T.S. TRANSFORMERS

Fully Shrouded Upright Mounting, Mains Trans. for Mullard 510 Amplifier, 300-0-300v. 100 ma. 6.3v 2a. ct., 6.3v. 1a. 27/- Mains Trans. for 510 Amp. and Tuner 300-0-300v. 120mA. 6.3v. 2.5a. ct., 6.3v. 2.5a., 6.3v. 1a. 32/-

Primaries for above 200-230-250v. 50 c/s Output Transformer, Ultra-Linear, 8000 ohm. with 43% tapings, for Mullard 510 Amp. 30/- All carefully made to conform to specifications Postage 2/- extra on all items

SOUTHERN TECHNICAL SUPPLIES 13 NORTH STREET, PORTSLADE, SUSSEX Tel. HOVE 47223



Just out...

Road performance reports on 18 British and foreign cars

Contains illustrated reports on the road performance of current British and foreign cars. This new edition, printed in photogravure gives full details of some 15 cars, including many of the latest models. Illustrated by numerous photographs and diagrams.

5s net by post 5s 6d

A simple explanation of a car's mechanism

The 5th edition of KNOW YOUR CAR gives a simple, straightforward explanation of the mechanism of a modern car. Profusely illustrated with easy-to-understand drawings, it provides the novice driver with all the basic mechanical information about his vehicle that is needed.

3s 6d net by post 3s 10d

from all booksellers

Published for "The Autocar" by Iliffe & Sons Limited Dorset House, Stamford St., London, S.E.1

TRANSISTOR A.F. AMPLIFIERS

The first systematic treatment of the subject published in Great Britain


by D. D. Jones M.Sc., D.I.C., & R. A. Hilbourne B.Sc.

This book, the first of its kind to be published in Great Britain, deals systematically with the design of transistor audio-frequency amplifiers, and gives the circuitry and design details of a versatile range of amplifiers, including both those for high fidelity reproduction and for public address systems with outputs up to 20 watts. This book will prove to be essential to engineers designing transistor audio-frequency amplifiers for the first time and because of its original ideas and concepts, will be inspiring to those who already have some skill in the art.

NOW READY 21s net by post 21s 10d from leading booksellers

Published for "Wireless World" by

Iliffe & Sons Ltd. Dorset House Stamford St. London, S.E.1



PURCHASE, HIRE OR HIRE-PURCHASE

VORTEXION Tape Recorders and P.A. Equipment, etc.

also Recordings—Tape to Tape/Disc Service

GRIFFITHS HANSEN (Recordings) LTD.
32-33, GOSFIELD STREET, LONDON, W.1
Phones: MUSeum 2771/0642

RECORD PLAYERS



GRAM MOTORS AUTOCHANGER'S CABINETS

COLLARO AC.3/554. Three-speed, single player for A.O mains 200/250 v., cream finish, complete with turnover crystal pick-up, "T" type head. Strictly limited quantity at £6/19/6, plus 5/6 carr.

CRYSTAL PICK-UPS fitted Acos HGP37 cartridge. Ultra lightweight. Our price 37/6, plus 2/6 carr.

3-SPEED RECORD PLAYERS. Fitted with Acos turnover HGP39 pick-ups with twin sapphire styl. rexine case with lid, fitted change and handle. Worth 10 gns. Our price £7/15/6, plus 5/6 carr.

3-SPEED GRAM MOTORS! by well-known maker. Our price 59/6, plus 5/6 carr.

REXINE COVERED CABINETS, single player size, suitable most non-auto units, including transcription motors. (Motor board uncut). Our Price 46/-.

PORTABLE RECORD PLAYER CABINETS to house Monarch, Collaro, or Garrard 120 Changers, with space for Amplifier and Speaker. Rexine finish in attractive colours. Fitted catches and handles. Our Price £35/-.

Send stamp for complete bargain list.

RONALD WILSON & CO.
(DEPT. W.W.) 12 REDDE STREET, WORCESTER

Remember
POPPY DAY

BRITISH LEGION, HAIG'S FUND
PALL MALL, LONDON, S.W.1

(Registered under the War Charities Act 1940)



PULLIN
SERIES 100
HIGH RESISTANCE
TEST METER

AC/DC 10,000 ohms/volt
21 RANGES

100 microamps to 1000 v.

Complete in die-cast case with test leads, clips & prods

CASH PRICE FULLY GUARANTEED

£12-7-6 or Deposit £2-10-0 & nine further monthly payments of £1-4-5.

Illustrated brochure free on request.

FRITH RADIOCRAFT LTD

69-71 CHURCH GATE LEICESTER
& 28 HIGH ST NEWPORT PAGNELL Bucks



SIFAM ELECTRICAL INSTRUMENT CO. LTD.
LEIGH COURT - TORQUAY - Telephone 4547/8

FOR PROMPT DELIVERY
WAFER SWITCH
ASSEMBLIES, CUSTOM BUILT

Banks	PAXOLIN		CERAMIC	
	s.	d.	s.	d.
1	7	4	11	10
2	10	9	23	1
3	14	2	34	8
4	17	0	47	5
5	19	9	58	11
6	22	1	71	6
7	24	2	—	—
8	28	4	—	—

When A.B. 11 and 12 way Wafers are required, please add 1/- per bank to above prices. SPECIAL S at time and material plus 50%.

● N.S.F. TYPE "G" SWITCHES.

1 Bank	£1 5 2	Control Plate
2 Banks	£1 14 7	etc., each
3 Banks	£2 4 1	15/-
4 Banks	£2 13 6	Wafers, each
5 Banks	£3 3 0	9/-
6 Banks	£3 12 5	

Quotations gladly given for small as well as large quantities, also for special assemblies.

TELE-RADIO (1943) LTD.

189, EDGWARE ROAD, LONDON, W.2.
Paddington 4455/6.

All the experts use —

HENLEY SOLON
ELECTRIC SOLDERING IRONS

- ★ Reliable
- ★ Speedy
- ★ Long-lasting

A model for every purpose 65 watt round pencil bit

Leaflets on request from

W. T. HENLEY'S TELEGRAPH WORKS CO. LTD.

51-53 Hatton Garden, London E.C.1

Tel: CHAncery 6822

FOR 25 YEARS THE BEST

SOME FINE BARGAINS

HETERODYNE FREQUENCY METERS. Type L.M.14, new U.S.A. surplus. 12 Kc/s to 20 Mc/s, accuracy 0.01%, offered complete with Crystal, Valves, connecting Cable, Calibration Book and Instruction Booklet.

FIELD STRENGTH ABSORPTION WAVEMETER. Type TS-509/UR brand new American surplus in original packing. Direct calibration 90/400 Mc/s. No battery or mains required. Complete with Crystal and built-in i-wave telescopic aerial, sealed micro-Ammeter reading 0-50 fitted on panel. The instrument ready for use and with Instruction Booklet is housed in neat grey portable case with lid.

SIGNAL GENERATORS. Standard Telephones precision Micro-wave type 9. Sig. Generator 6 cms to 7.2 cms. Complete with Calibration Charts.

Type T.F. 144G current model, not war surplus. 85 Kc/s to 25 Mc/s.

VARIACS. Type 50B in new condition. Input 230 volts. Output 0-270 volts 5 KVA. Type 100L. 230 volts input, 0-230 volts 2 KVA output.

TEMPERATURE CONTROL OVENS. 230 volts A.C. Admiralty pattern give stability of 2 parts in a million with suitable crystals, fitted thermostat and thermometer; temperature adjustable 40/60 degrees C. Ideal for Quartz Crystals. As new. Lab. tested and guaranteed.

OVERLOAD RELAYS 56/117 amps. A.C. Relays D.P.C.O. 115 volts 15 amps., new General Electric. Hand reset Overload Relays 230 volts D.C. coil 0.3 to 0.6 amps. **A.C. MOTORS.** † H.P. 230 volts 2.3 amp. 1435 r.p.m. 4-foot mounting Crompton or Hoover, tested and guaranteed, £4.12.6., carr. 5/-.

THE LESDIX CRYSTAL SET, suitable for feeding into tape recorder. In neat brown Bakelite case, fitted solid dielectric condenser, crystal diode, tapped litz wound aerial coil, plugs and sockets for aerial, earth and headphone connections. Each set aerial tested and complete with double headphones 30/-, post 2/6.

Leslie Dixon & Co.

Dept. A, 214 Queenstown Road, London, S.W.9
Telephone: MACaulay 2159

OPPORTUNITIES IN RADIO

Get this FREE Book!



'ENGINEERING OPPORTUNITIES' reveals how you can become technically qualified at home for a highly paid key-appointment in the vast Radio and Television Industry. In 148 pages of intensely interesting matter, it includes full details of our up-to-the-minute home study course in all branches of TELEVISION and RADIO, A.M. Brit. I. R. E., City & Guilds, Special Television, Servicing, Sound Film Projection, Short Wave, High Frequency and General Wireless Courses.

We definitely Guarantee

"NO PASS—NO FEE"

If you're earning less than £18 a week this enlightening book is for you. Write for your copy today. It will be sent FREE and without obligation.

BRITISH INSTITUTE OF ENGINEERING TECHNOLOGY

385b COLLEGE HOUSE,
29-31, WRIGHT'S LANE,
LONDON, W.8.



INDEX TO ADVERTISERS

	Page		Page		Page
A.A. Tools	103	Galpin	185	Printed Circuit Developments, Ltd.	155
Acoustic Mfg. Co., Ltd.	22	Garrard Eng. & Mfg. Co., Ltd., The	11	Proops Bros., Ltd.	73
Acco-a Products, Ltd.	42	Gee Bros., Radio, Ltd.	163	Pye Telecommunications, Ltd.	85
A.D.S. Relays, Ltd.	120	General Electric Co., Ltd.	71	Quality Mart	122
Advantage Components, Ltd.	14, 51	General Radio Co.	92	Quartz Crystal Co., Ltd.	176
Aero Research, Ltd.	10	Gillian, R., & Co., Ltd.	165	Racal Engineering, Ltd.	79
Aircraft Marine Products (Great Britain), Ltd.	43	Glaser, R. F., Ltd.	181	Radio & T.V. Components (Acton), Ltd.	158
Airmec, Ltd.	6	Godring Manufacturing (Gt. Britain), Ltd.	107	Radio Component Specialists	159
Alpha Radio Supply Co., The	142, 146	Goodmans Industries, Ltd.	123	Radio Corporation of America	17, 37
Amalgamated Wireless (Australasia), Ltd.	135	Gray, Arthur, Ltd.	154	Radio Exchange Co., The	132
Amphenol, Ltd.	130	Grayshaw Instruments	189	Radio Ham Shack, Ltd.	134
Amplex Appliances (Kent), Ltd.	96	Griffiths Hansen (Recordings), Ltd.	97, 130	Radio Resistor, Ltd.	122
Andec, Ltd.	102	Grundig (Gt. Britain), Ltd.	97, 130	Radio Servicing Co.	124
Aners Electronics, Ltd.	45	Hall Electric, Ltd.	81	Radiospares, Ltd.	92
Antiference, Ltd.	171, 172, 173, 174, 175, 176, 177	Hamney, L. F.	186	Radio Supply Co. (Leeds), Ltd.	138, 139
Appointments Vacant	171, 172, 173, 174, 175, 176, 177	Harving Electronics	123	Radio Telephone Aerial Systems, Ltd.	66
Arcoelectric Switches, Ltd.	66	Harris, P.	180	Radio Traders, Ltd.	154
Armstrong Wireless & Television Co., Ltd.	44, 183	Hartley, H. A., Co., Ltd.	42	RCA, Great Britain, Ltd.	157
Aspen, W.	182	Harmsworth, Townley & Co.	170	Rogers Development (Electronics), Ltd.	48
Automat, Ltd.	93	Hatter & Davis, Ltd.	181	Rola-Celestion, Ltd.	8
Automatic Telephone & Electric Co., Ltd.	7	Haney, W. T. Telegraph Works Co., Ltd.	189	Rollet, H., & Co., Ltd.	186
Avo, Ltd.	1	Henry's (Radio), Ltd.	152, 153	Rudman, Darlington (Electronics), Ltd.	60
		Hewlett-Packard Company	21		
Belling & Lee, Ltd.	109	Hivac, Ltd.	52	Salford Electrical Instruments, Ltd.	62, 91
Benson, W. A.	180	HomeLab Instruments, Ltd.	67	Samsons Surplus Stores	169
Berry's (Short Wave), Ltd.	58	Home Radio, Ltd.	162	Sangamo Weston, Ltd.	118
Birmingham Sound Reproducers, Ltd.	104	H.P. Radio Services, Ltd.	86	Savage Transformers, Ltd.	185
Blackvac Eng., Ltd.	150	Hulton, Ltd.	90	Savoy Instrument	172
Bradmatic, Ltd.	170			Siemens & Halske	49
Brenell Eng. Co., Ltd.	128	Iliffe & Sons, Ltd.	123, 188	Siemens Edison-Swan, Ltd.	112, 115
Britain, Chas. (Radio), Ltd.	51	Imhof, Alfred, Ltd.	9	Sifam Electrical Instruments Co., Ltd.	189
British Institute of Engineering Technology	184, 189	Industrial Electronics	78	Simmonds, L. E., Ltd.	166
British Insulated Callender's Cables, Ltd.	Cover ii	International Aeradio, Ltd.	50	Smith, G. W. (Radio), Ltd.	140, 141
British National Radio School	160	International Correspondence Schools	164	Smith, H. L. & Co., Ltd.	183
British Thomson-Houston Co., Ltd.	102			Smith, W. H. & Son, Ltd.	92
Brookes Crystals, Ltd.	88	Jason Motor & Electronic Co.	173	Solontron Electronic Group, Ltd.	2
Bulgim, A. F. & Co., Ltd.	Edit. 563	Jordan, Douglas, Ltd.	130	Sonomag, Ltd.	162
Bull, J. & Sons	156	J.P. Electric, Ltd.	84	Southern Radio Supply, Ltd.	180
Bullers, Ltd.	44			Southern Technical Supplies	186
		Kaye Electrical Mfg. Co., Ltd.	168	Specialist Switches	172
C. & G. Kits	160	Kenroy, Ltd.	182	Specto, Ltd.	90
Canadian Westinghouse Co., Ltd.	32	Keyswitch Co., The	56	Spencer-West, Ltd.	160
Candler System Co.	177			Staar Electronics, Ltd.	170
Cathodeon Crystals, Ltd.	20	Laszy's Radio, Ltd.	143, 144, 145	Standard A. L.	129
Cementation (Muffelte), Ltd.	26	Leak, H. J., & Co., Ltd.	119	Standard Telephone & Cables, Ltd.	47, 107, 114
Champion Electric Corporation	16	Leavers-Rich Equipment, Ltd.	177	Stearns Insulations, Ltd.	147, 148, 149
Champion Products	184	Lewis Radio Co.	170	Stern Radio, Ltd.	88
Chapman, C. T. (Reproducers), Ltd.	88	Light Soldering Developments, Ltd.	50	Stewart Transformers, Ltd.	63
Cinema Television, Ltd.	13	Linear Products, Ltd.	170	Stratton & Co., Ltd.	30
City Sale & Exchange, Ltd.	52	Lionnet, J., & Co.	187	Sugden, A. R., & Co. (Engineers), Ltd.	131
Clarvox Products, Ltd.	171	Lockwood & Co. (Woodworkers), Ltd.	170	Superior Radio Supplies	94
Classic Electrical Co., Ltd.	5	London Central Radio Stores	182	Sutton Coldfield Electrical Engineers	38, 39
Clyne Radio, Ltd.	136, 137	Long Playing Record Library	131	Tannoy Products, Ltd.	90
Concord Electronics	72	L. R. Supply Co., Ltd.	122	Tape Recorders (Electronics), Ltd.	135
Cosmocord, Ltd.	108	Lyons Radio, Ltd.	158	Taylor Electrical, Ltd.	58
Cossor Instruments, Ltd.	57			Taylor Tunnlicliff (Refractories), Ltd.	36
Coverity Radio	184	Magnetic Devices, Ltd.	41	Technical Trading Co.	164
Crane Packing, Ltd.	126	Maf Order Suppl. Co.	68	Tektronix Inc.	55
		Marconi Instruments, Ltd.	89	Television Eng. Ltd.	70
Daly (Condensers), Ltd.	68	Marconi's Wireless Telegraph Co., Ltd.	30, 31, 111	Telegraph Condenser Co., Ltd.	Cover III
Davis, A., & Co.	172	Marriott, P. A., & Co.	182	Telegraph Construction & Maintenance Co., Ltd.	59
Davis, Jack (Relays), Ltd.	154	Marlin, J. H.	158	Telemechanics, Ltd.	54
De La Rue, Thomas & Co., Ltd.	169	Mayco Electric Co., Ltd.	54, 82, 122	Tele-Radio (1943), Ltd.	56, 188
Dependable Relay Supplies	94	McMurdo Instruments Co., Ltd.	54, 82, 122	Telford Co., The	28
Dependable Relay Co.	166	Mercia Enterprises, Ltd.	98	Thorn Electrical Industries, Ltd.	28
Direct T.V. Replacements	189	Mid-and Instrument Co.	164	Trix Electrical Co., Ltd.	Edit. 561
Dixon, L. & Co.	189	Mills, W.	166	T.R.S.	150
Drayton Regulator & Instrument Co., Ltd.	166	Modern Book Co.	80		
Duke & Co.	84, 85	Modern Electrics, Ltd.	82	Uncles, Bliss & Co.	170
Dulci Co., Ltd., The	84, 85	M.R. Supplies, Ltd.	3, 12, 27, 74, 76, 106	Universal Book Co.	188
Duode Natural Reproducers	184	Mullard, Ltd.	3, 12, 27, 74, 76, 106	Universal Electrical Instruments Corpn.	165
		Multicore Solders, Ltd.	Cover iv	Universal Electronics	167
Eddy's (N'tham), Ltd.	150	Multitone Electric Co., Ltd.	61		
Egen Electric, Ltd.	96			Valradio, Ltd.	86
E.I.R. Instruments, Ltd.	184	Nash & Thompson, Ltd.	75	Verdik Sales, Ltd.	60
E.K.E.	184	Nagard, Ltd.	62	V.B. Wholesale Services, Ltd.	102
Electro-Acoustic Developments	166	N.A.R. Agencies, Ltd.	186	Vitavox, Ltd.	29
Electro-Acoustic Industries, Ltd.	34	Newmarket Transistors, Ltd.	40a, 40c	Vortexion, Ltd.	117
Electro-Acoustic Labs.	172	News, George, Ltd.	40a, 40c	V.Z. Electrical Service	186
Electronic Precision Equipment	120, 121	Northern Radio Services	65		
Electronic Tubes, Ltd.	99			Walmore Electronics, Ltd.	98
Electro-Winds, Ltd.	132	Oddie Bradbury & Cull, Ltd.	177	Waits, Cecil E.	172
E.M.I. Electronics, Ltd.	115, 124, 125	Odham Press, Ltd.	171	Waits Radio	128
E.M.I. Institutes	110, 116, 87	Osmer Radio Products, Ltd.	156	Wayne Kerr Laboratories, Ltd., The	95
E.M.I. Sales & Service, Ltd.	87	Oxley Developments Co.	186	Webb, R., Ltd.	132
E.M. Office & Factory Equipment Co.	132			Webb's Radio	162, 188
English Electric Valve Co., Ltd.	23	Painton & Co., Ltd.	19	Westwood, L.	132
Entoven Solders, Ltd.	15, 40	Palmer, G. A. Stanley, Ltd.	133	Westmouth Radio Mfg. Co., Ltd., The	64
Eta Tool Co. (Leicester), Ltd.	94	Partridge Transformers, Ltd.	179	Wharfedale Wireless Works	118
E.V. Ltd.	24, 25	P.C.A. Radio	84	Whiteley Electrical Radio Co., Ltd.	55
		Pearce, T. W.	168	White, S. S., Co., of Great Britain, Ltd., The	46, 64
Ferranti, Ltd.	35	Pearson, M. & J.	168	Wilkinson, L. (Croydon), Ltd.	133
Fibreform, Ltd.	132	Perth Radios, Ltd.	4	Wilson, Ronald, & Co.	189
Filmer J. T.	182	Pitman, Sir Isaac, & Son, Ltd.	180	Wright & Weaire, Ltd.	46
Flinsbury Trading Co.	170	Plessey Co., Ltd., The	69		
Foye, W. & G., Ltd.	102	Plishner, P. J.	177		
Frith Radio	189	Post Radio Supplies	170, 177	Young, C. H.	164
Fringevision, Ltd.	102	Power Controls, Ltd.	77		
Fuzehill Laboratories, Ltd.	48	Premier Radio Co.	100, 101		
		Preston A. & Sons	130		
				Z. & I. Aero Services, Ltd.	169, 178

Printed in Great Britain for the Publishers, LIFTS & SONS LTD., Dorset House, Stamford St., London, S.E.1., by CORNWALL PRESS LTD., Paris Garden, London, S.E.1. Wireless World can be obtained abroad from the following: AUSTRALIA and NEW ZEALAND: Gordon & Gotch, Ltd. INDIA: A. H. Wheeler & Co. CANADA: The Wm. Dawson Subscription Service, Ltd.; Gordon & Gotch, Ltd. SOUTH AFRICA: Central News Agency, Ltd., William Dawson & Sons (S.A.), Ltd. UNITED STATES: Eastern News Co., 306 West 11th Street, New York 14.



Our Reputation



...and yours

A manufacturer's most valuable asset is not his factory buildings—or his machine tools and equipment—or his patents. It is none of these things. It is something that does not even appear in his Balance Sheet. It is, in fact, his reputation.

It has taken 50 years to build the T.C.C. reputation—a half century of intensive research and outstanding achievement—a period rewarded by many condenser developments of far reaching importance.

To-day the letters T.C.C. on a condenser are—like the hall-mark on silver—a trusted symbol of quality and dependability that has achieved world-wide recognition.

Fully aware of the responsibilities of leadership, this Company is prodigal in its efforts to develop manufacturing techniques to satisfy the most cost-conscious buyer. But, for us, quality must always be a paramount consideration.

We believe that you, too, are safeguarding your reputation when you choose T.C.C. Condensers for your service requirements.



THE TELEGRAPH CONDENSER CO. LTD

RADIO DIVISION: NORTH ACTON · LONDON W3 · TEL: ACORN 0061



REDUCES BIT WEAR AND INCREASES STRENGTH OF JOINTS

SAVBIT FOR FACTORIES

Savbit Type 1 Alloy is supplied to factories at bulk prices on 7 lb. reels. 16 and 18 s.w.g. are the diameters most suitable for the majority of soldering processes. Supplies are also available on 1 lb. reels in all gauges.



SAVBIT FOR THE SERVICE ENGINEER

Approx. 170 ft. of 18 s.w.g. SAVBIT is supplied on a 1 lb. reel individually packed in a carton and is available from trade stockists under reference R18SAV. Price 15/- (subject).

SAVBIT FOR THE SMALL USER

The popular Size 1 Carton is now supplied in 3 specifications: 53 ft. of 18 s.w.g., 30 ft. of 16 s.w.g. or 20 ft. of 14 s.w.g. 5/- each (subject).



Leading manufacturers of electronic equipment throughout the country find that by using Ersin Multicore Savbit Type 1 Alloy the cost of maintaining and replacing soldering iron bits is drastically cut. The inclusion of a small percentage of copper in Savbit Alloy prevents copper absorption by the solder alloy from the soldering bits — *increasing their useful life by up to 10 times*. At the same time, the presence of this extra copper increases the creep properties and strength of joints in all soldering processes.

Savbit receives Ministry Approval

SAVBIT TYPE 1 ALLOY with 362 Ersin Flux has now received Ministry Approval under number DTD/900/4535. It may be used for soldering processes on equipment for Service use in lieu of solder to B.S. 219.

More and more Electronics manufacturers are using Ersin Multicore SAVBIT Type 1 Alloy.