


MAY 1957

TWO SHILLINGS

Wireless World

ELECTRONICS

Radio · Television



FORTY-SEVENTH YEAR OF PUBLICATION



news for coil makers

a **TOUGH** self-fluxing winding wire

For continuous operation at "hottest-spot" temperatures of up to 120°C.

Adherent and resistant to solvents.

Can generally be used without changes in coil design, winding or impregnation.

Developed in BICC's own laboratories, Bicelflux is an enamel covering for winding wires with toughness approaching that of vinyl acetal or epoxy resin coverings but—*much easier to solder*.

Bicelflux is self-fluxing, with an action comparable to that of organic activated rosin fluxes.

As a result, Bicelflux windings are ideal for applications where large numbers of soldered joints are required, for example in radio and telecommunication equipment.

Further details are given in BICC Publication No. 376—yours for the asking.

BICC

BICELFLUX WINDING WIRES

Wireless World

ELECTRONICS, RADIO, TELEVISION

Managing Editor: HUGH S. POCOCK, M.I.E.E.

Editor: H. F. SMITH

Assistant Editor: F. L. DEVEREUX, B.Sc.

MAY 1957

In This Issue

VOLUME 63 No. 5

PRICE: TWO SHILLINGS

FORTY-SEVENTH YEAR
OF PUBLICATION



Editorial, Advertising and Publishing Offices:

Dorset House, Stamford Street,
London, S.E.1

Telephone:
WATERloo 3333 (60 lines)

Telegraphic Address:
"Ethaworld, Sedist, London".

- 203 Editorial Comment
204 Paris Components Exhibition
205 Colour TV in the Doldrums
206 World of Wireless
208 Personalities
209 Inexpensive Pre-Amplifier *By P. J. Baxandall*
213 Physical Society's Exhibition
218 Time Constants *By "Cathode Ray"*
223 Third International Instrument Show
225 Airborne Doppler Navigation *By G. E. Beck*
228 Limiting Factors in Gramophone Reproduction
By D. A. Barlow
231 Technical Notebook
233 Letters to the Editor
234 Exhibitors at the I.E.A. Show
235 Limiters and Discriminators for F.M. Receivers—3 (contd.)
By G. G. Johnstone
240 Short-Wave Conditions
241 Portable Transistor Receiver *By S. W. Amos*
247 Manufacturers' Products
248 News from the Industry
249 May Meetings
250 Random Radiations *By "Diallist"*
252 Unbiased *By "Free Grid"*

PUBLISHED MONTHLY (4th Tuesday of preceding month) by ILIFFE & SONS LTD., Dorset House, Stamford Street, London, S.E.1.
Telephone: Waterloo 3333 (60 lines). Telegrams: "Iliffepres, Sedist, London." Annual Subscription: Home and Overseas, £1 12s. 6d.
U.S.A. and Canada \$5.00. BRANCH OFFICES: BIRMINGHAM: King Edward House, New Street, 2. Telephone: Midland 7191.
COVENTRY: 8-10, Corporation Street. Telephone: Coventry 5210. GLASGOW: 26B Renfield Street, C.2. Telephone: Central 1265.
MANCHESTER: 260, Deansgate, 3. Telephone: Blackfriars 4412. OVERSEAS OFFICES: U.S.A.: 111, Broadway, New
York, 6, N.Y. Telephone: Digby 9-1197. CANADA: 67, Yonge Street, Toronto, 1, Ontario. Telephone: Empire 6-0873.

A service for all who need complete data on Mullard valves, tubes and semiconductor devices



The Mullard Technical Handbook is a loose-leaf publication, issued on a subscription basis and containing data sheets on all Mullard valves, tubes and semiconductor devices in current production.

From one to twenty pages are devoted to each type, data including: standard ratings, recommended operating conditions and performance figures for various applications, limiting values, characteristic and performance curves.

Subscribers receive supplementary or revised sheets automatically as they are issued and thereby have early intimation of new introductions.

At present the Handbook comprises four volumes with the following contents:—

Mullard

Mullard Limited, T.S.D., Data and Publications Section,
Mullard House, Torrington Place, London, W.C.1.

VOLUMES I and IA

Data on current Receiving and Amplifying Valves. Cathode Ray Tubes. Crystal Diodes and Transistors. Photocells. Cold Cathode Tubes. Small Thyratrons. Miscellaneous and Special Tubes.

VOLUME 2

Data on earlier type Receiving and Amplifying Valves and Cathode Ray Tubes still in limited production for the maintenance of existing equipment.

VOLUME 3

Data on Power Valves for Transmitting and Industrial Equipment. Power Rectifiers. Large Thyratrons. Microwave Devices.

For full details of this service, including subscription rates and application form, write to the address below.



Colour Fiasco

TWO months ago *Wireless World* expressed fears that the B.B.C. demonstrations of colour television which had recently been given might well have proved too successful. There was a risk that the high quality of the pictures transmitted and received under strictly experimental conditions might have inculcated a widespread idea that the N.T.S.C. system used for the tests was good enough for a regular service for reception in the home. It would now seem we were not emphatic enough in urging that a decision to adopt the system for this country would be disastrous.

During the last few weeks many reports have come in from British observers of the highest competence on the failure of colour television in America. With singular unanimity, all the reports coming to our notice tell the same doleful story; technically, economically and industrially, the N.T.S.C. system is failing to live up to the high expectations expressed when it was first introduced. Indeed, there now seems to be a widespread lack of enthusiasm for colour in the U.S.A., and the reported change in attitude of R.C.A. appears to be particularly significant. Some views of British observers are summarized on p. 205 of this issue.

In spite of the growing tale of woe from America there is still a school of thought in this country which says, in effect, "Admittedly the N.T.S.C. system may have its weaknesses, but perhaps they can be overcome. In any case, nothing better offers itself at present; unless we adopt it there is no possibility of starting a British colour service in the foreseeable future." That attitude seems to represent an attitude of despair: *Wireless World*, resisting the temptation to make the vulgar retort "So what?" will merely offer the quotation: "The lesson of history is that mankind learns nothing from history."

That is not to say the B.B.C. experimental colour transmissions should cease; still less that research on the general problems of colour television should not be pressed forward as actively as national resources will allow.

We must go on trying to find basically new methods. But, to start even a restricted and experimental public service of regular N.T.S.C.

transmissions at the present state of development would surely be a deplorable error.

The Television Advisory Committee is expected to issue a report before very long; it will be surprising—and disappointing—if the Committee does not reach the conclusion that further basic development is needed before any specific recommendation can be made on the colour system to be adopted for Great Britain.

Editorship of "Wireless World"

THIS intrusion on a page usually reserved for the Editor's comment is explained by saying that it is now the Editor himself who is to be the subject of comment.

The present Editor, H. F. Smith, is vacating the editorial chair in May after 46 years in radio and 32 years on *Wireless World*. For over half that period he has been Editor and it may be said that since 1940 the journal has revolved around him as its axis.

This is a long span of service on a technical journal of any kind, and it is noteworthy that in our particular sphere the period covered has seen greater scientific progress and technological development than has ever been witnessed before in any branch of science.

To have conducted *Wireless World* during such a time with so much distinction is in itself a sufficient tribute to the retiring Editor, but we know that in addition his personality and his readiness to share his experience and knowledge with others has gained him a multitude of friends all over the world.

It is at his own wish that he is relinquishing the editorship on attaining the normal retiring age, but happily his connection with *Wireless World* is not to be abruptly severed, and he has been persuaded to continue for a time in a consulting capacity. He is to be succeeded as Editor by F. L. Devereux, who has a long and distinguished record of 33 years with *Wireless World*. H.S.P.

French Components Show

THE radio exhibition held annually in Paris under the impressive title "Salon National des Fabricants de Pièces Détachées Radio, Accessoires, Tubes Electroniques et Appareils de Mesures," embraced a far wider field than hitherto and thus afforded an opportunity to assess the progress of development of a large section of the French radio and electronics industries.

So far as components are concerned the trends are very similar to those in Great Britain. Considerable progress has been made during the past year in the manufacture and application of transistors and several firms are now producing transistorized broadcast receivers, as typified by the C.S.F. "Translitor." This company also showed transistor power supply units, interchangeable with the normal batteries, for military "Handy-Talkie" sets.

An interesting application for transistors was shown by Teppaz in the form of an a.c./battery record player. It has an 8-V synchronous motor, normally operated from the electric supply mains through a step-down transformer. For portable operation the 50-c/s supply for the motor is provided by a transistor oscillator taking d.c. power from a battery and using the motor windings for coils.

A number of new semi-conductor devices were shown by the French Thompson-Houston Company; one was a 2.5-W a.f. power transistor, and another a silicon-junction diode rated at 1.5 A at 50 c/s.

The use of solar power for operating transistor equipment was demonstrated by Westinghouse with a Zenith pocket receiver powered by 144 "Westaphot" cells and a floating 4.8-V battery. This supplied 10 to 20 mA of current.

A new covering for instrument wires, described as "Carafil," was shown by S.C.F. It is very resistant to high temperatures and enables current loadings heavier than normal to be imposed on transformers and chokes, thus resulting in some reduction in size and weight.


Printed circuits are beginning to find applications in French electronic equipment, but there is little

evidence that dip-soldering is in general use.


For some years past adjacent-channel interference on the broadcast bands has been combated by using rotatable frame aerials and many French receivers embody this feature; ferrite loops being the popular kind. F.M. has not, therefore, had the same attraction in France as an interference-reducing medium for broadcast; nevertheless f.m. sets and parts were well in evidence.

Radio-Celard of Grenoble combines the f.m. and loop-aerial solution to interference in the "Captefem" adaptor. This consists of an f.m. unit with a rotatable loop aerial feeding into the pick-up terminals of the broadcast receiver. On medium and long waves the loop is used as a low-impedance frame aerial followed by an r.f. stage and its output fed to the aerial terminal of the receiver.


The French electronics industry is now producing




Above: "Spectrum Analyser" shown by Derveaux for general radar testing.




Right: One of the wide range of laboratory-type oscilloscopes shown by Ribet-Desjardins.



Left: Philips combined pattern generator and signal tracer covering television Bands I and III.



"Captefem" f.m. adaptor with rotatable loop aerial (Radio-Celard).



Transco rotatable ferrite rod aerial.

a variety of test and laboratory equipment. For testing transistors, for example, C.R.C. have introduced the "Transigraphe GP70" which displays the family of curves for a p-n-p or n-p-n transistor directly on a c.r. tube. An optical attachment enables the displayed curves to be traced, by hand, on paper. Der-

veaux had a range of radar test sets covering 20 cm down to 8 mm, as well as a new spectrum analyser for general radar work. Ten different types of laboratory oscilloscope were shown by Ribet-Desjardins, the most elaborate going up to 50 Mc/s, having sweep speeds up to $\frac{1}{1000}$ th μ sec, electronic switching and a delay line.

A.C. milli-voltmeters with input impedances between 10 k Ω and 1 M Ω and usable from 20 c/s to 100 kc/s, were shown by Ateliers DA et Dutilh. They employ a form of transistorized valve voltmeter with a 6-V dry battery.

Television service equipment was represented on Philips' stand by an interesting combined portable signal generator covering Bands I and III and the customary i.f.s., and a signal tracer with loudspeaker. Equipment for testing bilingual TV speech channels, a system evolved for use in North Africa (see *Wireless World* Technical Notebook, February and March 1957), was shown by Société S.I.D.E.R.

Colour TV in the Doldrums

THE general impression that American colour television is a complete failure was confirmed recently by C. O. Stanley, Chairman of Pye's, in an interview with *Wireless World* on his return from a visit to the U.S.A. One of the main reasons for the situation, said Mr. Stanley, was economic. Americans were not prepared to pay more than about 10 per cent above the cost of black-and-white receivers for colour sets—whereas in fact the colour sets were priced at 500 dollars (and subsidized at that) compared with the 160 dollars of equivalent monochrome receivers. The discrepancy was made worse by the fact that monochrome sets were falling in price anyway as a result of fierce competition and "distress merchandizing."

A second important reason for the situation was the poor technical quality of the pictures given by the N.T.S.C. system, especially in fringe areas and at the extremities of transmission networks. This applied to both colour and compatible black-and-white pictures. As a result, one could not help feeling that some American engineers were now beginning to doubt the wisdom of their having adopted compatibility in the first place, if one of the consequences was a loss of audiences to the broadcasting stations. Added to all this were the considerable difficulties of receiver adjustment and servicing—it was being said that an M.I.T. engineer was needed with every set installed! The actual programmes—about three hours per day—were, however, very good indeed.

The only real force behind colour television in America recently had been RCA, said Mr. Stanley, and one could not fail to observe that this organization had its plate full with some very serious lawsuits. At the same time, a business efficiency expert had been appointed president, and it might well be that the heavy financial leak due to colour television might stop RCA's interest in this project. If this happened it would put colour television on the ice for a considerable time.

On the question of single-gun tubes for receivers and other new components which would be required, it appeared that while the industry was in the dol-

drums in America nobody could spare the money to develop them—and the somewhat different receiver circuitry—for large scale production. The story might have been different had there been more time and freedom for independent lines of investigation into systems and display devices at the very beginning—but the over-hasty decision to get colour television going at all costs had now "queered the pitch." At the moment, it did not appear that single-gun receivers could be made any cheaper than those using the three-gun tube.

The American example, said Mr. Stanley, was a clear lesson to us that we ought to stop thinking about setting up a public service in Britain, and treat colour television purely as a laboratory problem. A satisfactory colour receiver could not at the moment be sold for less than £200 (excluding P.T.) and there was no reason to believe that British people would pay a greater proportion more for colour than the Americans—especially during the present period of rising prices.

These views were confirmed by L. C. Jesty, of Sylvania-Thorn, speaking with Dr. E. L. C. White at a recent I.E.E. informal lecture on colour television. He said there was practically no technical activity in the U.S.A. at the moment and no reference to colour in the recent I.R.E. Convention—except an account of what was happening in Europe. Mr. Jesty's estimate of the desirable maximum price of a colour set was, however, somewhat higher than Mr. Stanley's—not more than two-thirds above the cost of a monochrome receiver.

It was generally agreed by other speakers that very little could be done until a really cheap and satisfactory colour display device had been evolved, and consequently all the present work on transmission systems could only be regarded as academic. One speaker in particular compared the progress of colour television with the history of colour photography and prophesied on that basis that we still have a long way to go. "We are now nearly through the era of the three-gun tube" he said—although Mr. Jesty had remarked earlier that the three-gun tube was still the backbone of colour television in the U.S.A.

WORLD OF WIRELESS

International Acoustics Meetings

TWO recent Paris meetings of international committees dealt with acoustics. Among the subjects discussed at the meeting of the electro-acoustics committee of the International Electrotechnical Commission were lateral-cut commercial and transcription disc recording, methods of measurement of the electro-acoustical characteristics of hearing aids, sound systems, loudspeakers, ultrasonic therapeutic equipment, and sound level meters. The eleven-man British delegation was led by R. S. Dadson (N.P.L.), and consisted of J. P. Ashton (Amplivox), R. A. Bull (Westrex), H. Davies (B.B.C.), Dr. G. F. Dutton (E.M.I.), N. Fleming (N.P.L.), S. Hill (S.T.C.), Dr. A. J. King (Metrovick), Dr. W. Summer (Barber Electrical Services), F. E. Williams (Post Office), and A. D. Falk (B.S.I.).

The second meeting, attended by delegates from 14 countries, including seven from Britain, was concerned with physical acoustics. A definition of the phon was agreed upon and will be circulated as a draft I.S.O. (International Organization for Standardization) recommendation. It is similar to that proposed some 20 years ago but never ratified.

Phenomenal Television Reception

NORMAN BURTON reports from Revesby, N.S.W., Australia, that since October last he has heard the B.B.C. television sound on 41.5 Mc/s some twenty times and the vision signal three times. On one occasion in November the vision signals were on peaks as strong as the local television station. Reception was confined to the 11 a.m. to 1 p.m. morning session of the London station and the B.B.C. has verified one transmission from a tape recording. Unfortunately the recorder was not always available and generally missing when signals were at their best.

The receiver was a Hallicrafter SX28 and the aerial, a 2-element one, constructed from details published in the August 1947 *Wireless World*.

Marine Radar Training

COMMENTING in our December 1956 issue on what have been somewhat ironically called "radar assisted" marine collisions, we stated "as far as we know there has never been a case of collision which could be contributed to failure or lack of accuracy in the equipment itself. . . . By far the most prevalent cause of error is faulty appreciation of the displayed information." A step toward ending this unfortunate position has been taken by the Ministry of Transport and Civil Aviation by the introduction of a new regulation. It makes it compulsory for a deck officer in the British marine service to take an officially approved radar observer course before being issued with a certificate of competency as second mate (foreign-going) or mate (home trade).

The new regulation comes into operation on June 1st.

Scottish Exhibition

THE biggest United Kingdom domestic sound and television exhibition yet held outside London opens at Kelvin Hall, Glasgow, on May 22nd for ten days. There will be nearly 60 exhibitors, including all the leading domestic receiver manufacturers. It may well provide a preview of the National Radio Show to be held at Earls Court in the autumn.

Although there will be considerable emphasis on television—about 100 receivers will be operating on the stands—the B.B.C. technical *pièce de résistance* will be a demonstration showing the benefits of v.h.f. sound broadcasting.

1958 Exhibitions.—Soon after the list of exhibitors for the 1957 I.E.A. Exhibition had closed the date of the 1958 Show was announced—April 16th to 25th at Olympia. An Electronic Computer Exhibition, to include data handling equipment of all kinds, is being organized jointly by the Radio Communication and Electronic Engineering Association and the Office Appliance and Business Equipment Trades Association for November 28th to December 4th next year at Olympia.

Television Duty.—The additional £1 to be charged for television licences in August will not bring extra money to the B.B.C.; it is an excise duty added to the licence fee. Incidentally, under a new agreement which came into operation on April 1st, the B.B.C. will in future receive 87½% of the licence revenue after the Post Office has deducted "a sum equal to the expenses incurred by the P.M.G." in collecting the licence fees and investigating interference complaints.

B.B.C. Television Service.—When by the end of the year the B.B.C. has achieved its objective of providing a television service to 98% of the population, it will then set about building "fill-up" stations for places within the general coverage area where reception is inadequate—such as Peterborough and Berwick. The Corporation will then extend the service to the highlands and islands outside the main service areas.

Hearing Aid Production.—As "purchasing agent" for the Ministry of Health, the Post Office has bought 800,000 "Medresco" hearing aids and 27M batteries for them since 1948, when the Dollis Hill Research Station produced the prototype. The Contracts Department of the Post Office also arranges for the repair of some 120,000 hearing aids a year.

Broadcast receiving licences in force in the United Kingdom at the end of February totalled 14,480,562. Of this number, 6,863,234 were for television and 304,307 for car radio sets. During February television licences increased by 106,049.

Heaviside Lived Here.—Among a number of plaques to be erected by the London County Council to mark the former homes of famous people is one recording that Oliver Heaviside lived at 55, Plender Street, St. Pancras, London, N.W.1.

Purchase Tax on domestic sound and television receivers contributed over £40M to the national income in 1956.

Webbs Radio ask us to correct the price of the Eddy-stone 820 f.m./a.m. unit quoted in their advertisement on page 126. It should be £31 18s.

West Wales will have a television service and a three-programme v.h.f. sound service from April 29th when the B.B.C.'s station at Blaen Plwy, near Aberystwyth, is introduced. The television station, operating in Channel 3 (vision 56.75 Mc/s, sound 53.25 Mc/s), started test transmissions on April 15th. It has an e.r.p. of 1 kW and will serve the coastal belt around Cardigan Bay. The v.h.f. sound transmitters will radiate on 88.7, 90.9 and 93.1 Mc/s, each with an e.r.p. of 60 kW. Aerials for both services are mounted on a 500-ft mast, and the transmissions are horizontally polarized.

Welsh I.T.A. Station.—The site at St. Hilary Down, near Cardiff, Glamorgan, chosen by the I.T.A. for its South Wales and West of England station, has now been approved by the Government. Objections had been raised by air services as it was considered the 750-ft mast would constitute a danger to users of the nearby Cardiff airport.

Plastics Convention.—Seventeen papers covering the latest extrusion and injection moulding techniques and recent developments in plastics materials will be delivered during the international convention being held in conjunction with this year's British Plastics Exhibition (Olympia, London, July 10th-20th). Although none of the lectures deals directly with plastics for electronics purposes, many of the techniques and developments covered are of general interest to the industry. Admission to the exhibition costs 2s 6d, but tickets for the convention are obtainable free from *British Plastics*, Dorset House, Stamford Street, London, S.E.1.

Automatic Measuring Equipment.—A conference is being organized by the Society of Instrument Technology to provide an opportunity for the users and makers of automatic measuring equipment, and those concerned with research and development in this field, to meet and discuss their work. This conference on automatic measurement of quality in process plants will be held at University College, Swansea, from September 23rd to 26th. Further information is available from the Society at 20, Queen Anne Street, London, W.1.

The Institution of Electronics has transferred its general headquarters from London to 78, Shaw Road, Rochdale, Lancs., the address of W. Birtwistle, who is now honorary general secretary. He will continue as honorary secretary of the northern division of the Institution and as organizer of the annual electronics exhibition held in Manchester.

1,700 miles on 2 Mc/s.—The radio officer of *S.S. Spalake* reports that on a voyage from Tobruk to Malta on March 10th he maintained direct radio-telephone contact on 2.182 Mc/s with Niton Radio (GNI); a distance of approximately 1,700 miles.

Courses for overseas specialists, being organized this year by the British Council in conjunction with universities, government departments and learned societies, include one on point-to-point radio services (April 28th to May 14th) and another on digital computers (October).

Electronics Centre.—Many of the Mullard exhibits mentioned in our review of the Physical Society's Exhibition are displayed at the technical information centre recently opened at Mullard House, Torrington Place, London, W.C.1. The floor space of the show-rooms and demonstration room is 5,000 square feet, and there is also a cinema seating over 70.

Careers.—A well-illustrated informative brochure "Careers in the Telecommunication Industry," has been prepared by the Telecommunication Engineering and Manufacturing Association. It has been circulated to university appointments boards, technical colleges, public and grammar schools and youth employment offices, and is also available from the office of T.E.M.A., 40-53, Norfolk Street, London, W.C.2.

A summer school on instrumentation and automatic control is being organized by the Gloucester Technical

College for July 1st to 5th. A draft syllabus includes sections dealing with the basic theory of closed loop systems, servomechanisms and process control systems. Lecturers include Associate Professor E. B. Pearson (Royal Military College of Science) and Dr. G. L. d'Ombrain (Battersea Polytechnic).

"Marconi Instrumentation," the quarterly journal issued by Marconi Instruments, Ltd., which started ten years ago with an initial print order of 1,000 copies, now has a circulation of 16,000. Approximately 60% go abroad, including 3,500 to the U.S.A.

Plastics Year Book.—One of the most important features of the British Plastics Year Book, 1957, is the 142-page review of plastics patents. It contains all relevant patents issued last year, and as they are collected in subject groups, each with a potted specification, it provides a useful record of technical development in the industry. The 716-page Year Book also includes classified directories of manufacturers and proprietary names, a glossary of technical terms and a Who's Who. It is issued by our publishers and costs 2 guineas (postage 1s 9d).

FROM ABROAD

The net loss on all colour television activities of the Radio Corporation of America last year (including development, manufacture, training of technicians and provision of colour programmes) was nearly \$7M. Since the introduction in 1955 of the 21-in compatible colour receiver, only 102,000 have been sold.

Canadian TV.—The 518-page report of the Royal Commission on Canadian broadcasting records that 80% of the 16M population live within the service area of one or more of the country's 38 television stations. During the past four years the number of television receivers in use has increased tenfold and now totals 2,300,000. Of the 189 sound broadcasting stations in the Dominion, 167 are privately owned.

Marine Radar Conference.—An international meeting, to be held in Genoa from May 16th to 19th in preparation for the next International Meeting on Radio Aids to Marine Navigation, will consider problems relating to the design and construction of marine radar, and the use of radar at sea. Among those contributing to the conference are Colonel J. D. Parker (secretary general, International Maritime Radio Committee) and Captain F. J. Wylie (director, Radio Advisory Service).

Television in India.—The Indian Minister for Information and Broadcasting recently announced that preliminary arrangements have been made for the country's first television station to be built at Bombay. It will probably be ready for service next year.

Novel Aerial!—A crane near the Hamburg transmitting station was found to be acting as a tuned medium-wave aerial, so that the field of the high-power transmitter was causing dangerous r.f. voltages on the grab. Using a model of the crane it was possible to evolve an inexpensive means of reducing the r.f. voltage to a safe value. This consisted in joining two points on the crane by a free hanging wire through an adjustable capacitor (about 900 pF). The main body of the crane then completed a tuned rejector circuit.

Long-Distance TV Reception.—Membership of the American "Over 50TV DX Club," as its name indicates, is limited to those who have received 50 or more television stations. The top scorer in the club, which is sponsored by our New York contemporary *Radio-Electronics*, has logged 290 stations. This total has been reached in three years and includes stations in eight countries and 45 states.

Instrumentation.—An International Congress and Exhibition of Measuring Instruments and Automation is to be held in Düsseldorf, Germany, from November 2nd to 10th.

Personalities

Air Vice-Marshal G. P. Chamberlain, C.B., O.B.E., the new deputy controller of electronics at the Ministry of Supply, has spent most of his Service career in signals. During and before the war he was with 16 and 18 Reconnaissance Groups, R.A.F., and was for some time in Australia on radar duties. His post-war service includes the directorship of Civil Air Operations at the Ministry of Civil Aviation, and after a tour of duty abroad took over the command of the R.A.F. Staff College at Andover. He is 52.

Major L. H. Peter, M.I.E.E., who, as announced last month, is the new president of the Radio and Electronic Component Manufacturers' Federation, has been with Westinghouse since the end of the first world war. In about 1926 he was made responsible for the development of metal rectifiers, and has successively held the positions of chief electrical engineer, chief engineer and, for the past ten years, chief development engineer. Major Peter was one of the six founder-members of the original Radio Component Manufacturers' Federation, and is also a member of the Radio Industry Council.

J. A. Smale, C.B.E., B.Sc., M.I.E.E., has retired from the position of engineer-in-chief of Cable and Wireless and has become technical consultant in telecommunications engineering to Marconi's W.T. Co. Mr. Smale, who is 62 and had been engineer-in-chief since 1948, was responsible for the development of long-distance c.w. relay stations as a means of overcoming unfavourable propagation conditions. He was also responsible for the design and manufacture of the first voice-frequency channelling system used commercially in this country. Mr. Smale was with Marconi's for ten years before he transferred to Cable and Wireless in 1929 where he was assistant e-in-c for 14 years.

Denis Taylor, M.Sc., Ph.D., head of the Electronics and Instrument Division at the Atomic Energy Research Establishment, Harwell, for the past 12 years, has been appointed a director and general manager of Plessey Nucleonics Limited. In addition he will become research executive of the Aircraft and Electronics Groups of the Plessey Company, and will be responsible for the co-ordination of the Company's nuclear programme. He takes up his new appointment on May 1st. Dr. Taylor, who is 46, was a member of Sir Robert Watson-Watt's team at the Bawdsey radar research station during the early part of the war, and for his "contribution to the development of radar installations" received a Government award. He later went to T.R.E., Malvern, where he became superintendent. Between 1931 and 1939 he held a number of university lectureships.

E. W. Chivers, B.Sc., who for the past ten months or so has been principal superintendent of the electronics division of the Armament Research and Development Establishment (M.o.S.) at Fort Halstead, Sevenoaks, Kent, has been appointed deputy director of the establishment. He is 49. In 1947 he became superintendent of the Radar Research and Development Establishment at Malvern, and on the fusion in 1953 of R.R.D.E. and T.R.E. into the Radar Research Establishment was appointed deputy director of ground radar.

C. J. V. Lawson, M.I.E.E., the new engineer-in-chief, Cable and Wireless, was appointed deputy e-in-c only a few months ago. He was previously manager of the cable station and head of the school of telecommunication engineering at Porthcurno, near Land's End. He is 50. The new deputy e-in-c is **A. H. Harris**, who is 52. He joined the Eastern Telegraph Company in 1922 as a telegraph operator, and six years later was posted to the engineer-in-chief's department. He was transferred to C. & W. on the merger of British overseas telegraph undertakings in 1929.

Richard Arbib, this year's chairman of the R.E.C.M.F., is chairman and managing director of Multicore Solders, Ltd., which he joined some 20 years ago. He entered the radio industry in 1929 in the electrical reproducer department of H.M.V., later becoming advertising manager of that company.



Dr. DENIS TAYLOR



RICHARD ARBIB

J. M. Furnival, M.B.E., has retired from the position of general manager of Marconi Instruments, Ltd., which he has held since 1942. He will also be remembered for his pioneering work on the development of airborne radio equipment, including beam approach. He joined Marconi's W.T. Co. in 1919 for work in this field, and for some years was manager of the Company's aircraft wireless establishment at Hackbridge, Essex.

S. W. Amos, B.Sc., A.M.I.E.E., a frequent contributor to *Wireless World*, has been appointed assistant editor in the Technical Instructions Section, B.B.C. He joined the Corporation in 1941, and after two years' experience as maintenance engineer transferred to the engineering training school as an instructor. Three years later he transferred to the Technical Instructions Section where since 1950 he has been chiefly concerned with the preparation of the four-volume B.B.C. engineering text book, "Television Engineering" (issued by our publishers).

Geoffrey E. Beck, B.Sc., A.M.I.E.E., author of the article on page 225, has been with Marconi's since graduating at Birmingham University in 1938. For ten years he was in the research division, for the major part of the time working on marine radar. Since 1947 he has been in the development division where he has been concerned with suppressed aircraft aerals. Last year he was appointed group leader of airborne navigational aid development.



Major L. H. PETER



J. A. SMALE

Inexpensive Pre-Amplifier

Simple Design for Use with Simple Pickups
and Radio Tuners

By P. J. BAXANDALL, B.Sc.(Eng.)

WHILST it is generally believed that present-day crystal pickups are somewhat inferior to the best moving-coil pickups from the point of view of quality of reproduction, the best of them, when properly equalized, are actually capable of giving results which, judged aurally, do not fall far short of the best obtainable.

Crystal pickups, moreover, have the undoubted advantages of low cost and large output, and this makes them very attractive when economy must be carefully considered.

With the above thoughts in mind, it was felt that a simple pre-amplifier for use with pickups such as the Cosmocord GP20 Hi-g, or Collaro Studio Transcription, and suitable for feeding the Inexpensive High-Quality Amplifier described in the preceding two issues, might appeal to some readers. The pre-amplifier is also suitable for use with radio tuners, and its distortion is low enough to enable full justice to be done to the best f.m. transmissions.

The circuit is shown in Fig. 1, from which it will be seen that the author's negative-feedback tone control is employed¹, the first half of the double triode operating as a straightforward amplifying stage. The tone-control circuit has been slightly modified, however, compared with the version

originally published, to enable a gain of approximately 3 to be obtained from this stage with the controls set for level response, instead of unity as in the original version. The price paid for the advantage of increased gain is a reduction in the available amount of treble lift, and to a lesser degree, of bass lift.

The performance of the tone control may be judged from Fig. 2, which shows the frequency response for various settings, measured between the grid of V1a in Fig. 1 and 15-ohm output terminals of the Inexpensive High-Quality Amplifier. An advantage resulting from the increased gain of the modified tone-control circuit is that the previous stage is now required to supply so small an output voltage that its distortion, even with no feedback, is only a small fraction of 1%. The tone-control stage, having negative feedback, can supply the required output of 4 V r.m.s. on sine waves with a similarly low level of distortion, so that very low total distortion is obtained in a very economical manner. To achieve this low distortion in practical use, it is, of course, imperative for the volume control to be placed before the first stage, as in Fig. 1.

The total gain, with the tone controls set for level response, is such that a sine-wave input to V1a grid of approximately 45 mV r.m.s. is required

¹ "Negative-Feedback Tone Control," by P. J. Baxandall, *Wireless World*, Oct. 1952.

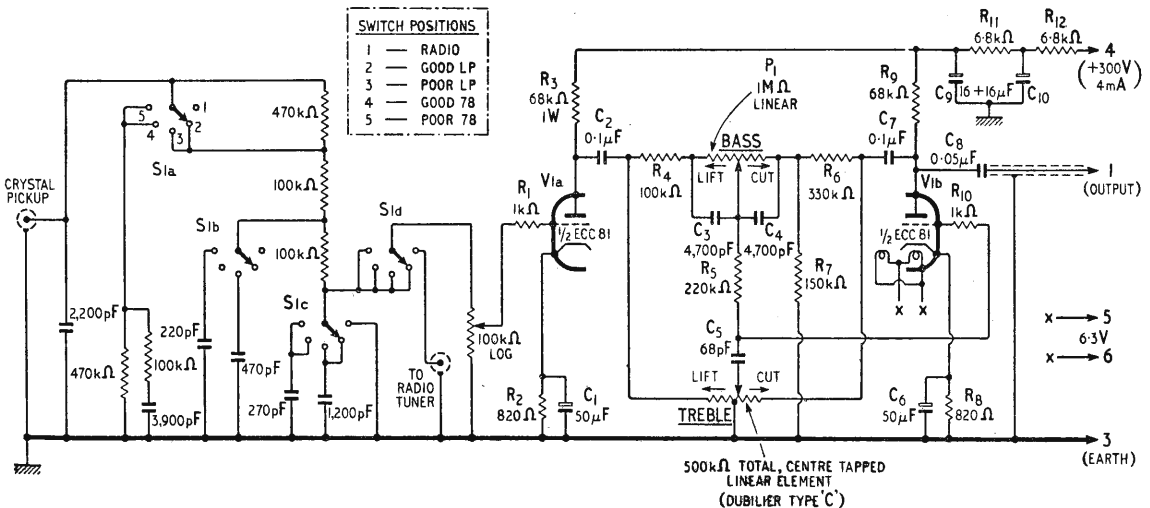


Fig. 1. Complete circuit of pre-amplifier. All resistors $\frac{1}{2}$ watt $\pm 20\%$, and capacitors (other than electrolytic) $\pm 20\%$, except where otherwise specified. Mullard ECC81 may be replaced by 12AT7, Osram B309 or Services Type CV455. The numbers on the connections at the right-hand side of the circuit correspond with the numbers on the socket of the Inexpensive High-Quality Amplifier, described in previous issues. The equalizer circuit, to the left of the volume control, has been designed to suit the Cosmocord GP20 Hi-g pickup. Component values should preferably be within $\pm 10\%$.

to give an output of 5 watts from the main amplifier into a 15-ohm resistive load, i.e., an output from the pre-amplifier of 4V r.m.s.

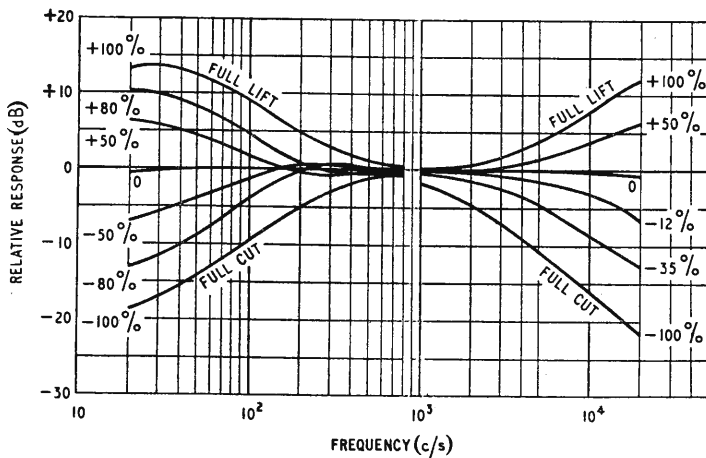
Due to Miller effect, the input capacitance of V_{1a} is such that appreciable top loss will occur if the source has an effective internal resistance greater than 100k Ω ; this value gives a loss of about 1 dB at 15 kc/s.

The rest of the circuit consists of a passive network whose main function is to provide pickup equalization to suit standard recording characteristics, but it also allows additional top cut to be introduced when necessary, to improve results on worn or otherwise poor recordings. With further top cut from the tone-control, an asymptotic rate of cut of 12 dB/octave may thus be added to the equalizer characteristic if required; whilst this is less steep and the roll-off is more gradual than is obtained with filters of a more ambitious variety², nevertheless it will be found that poor recordings can be dealt with in quite a satisfactory manner.

The pickup equalization circuit differs from those previously published³, and has been adopted for the following reasons:—

(a) By placing a relatively large capacitor directly

¹ "Gramophone and Microphone Pre-amplifier," by P. J. Baxandall, *Wireless World*, Jan. and Feb. 1955.
² "Pickup Input Circuits," by R. L. West and S. Kelly, *Wireless World*, Nov. 1950.



Above: Fig. 2. Measured frequency response, between V_{1a} , grid and output of Inexpensive High-Quality Amplifier, at various settings of the tone controls. The figures on the curves represent the percentage rotation of the knob on either side of the middle position.

Right: Fig. 3. Modified arrangement in which the gramophone equalizer and volume control are in the playing desk. The radio volume control may be fitted in the tuner unit and should have a value not greater than 100k Ω .

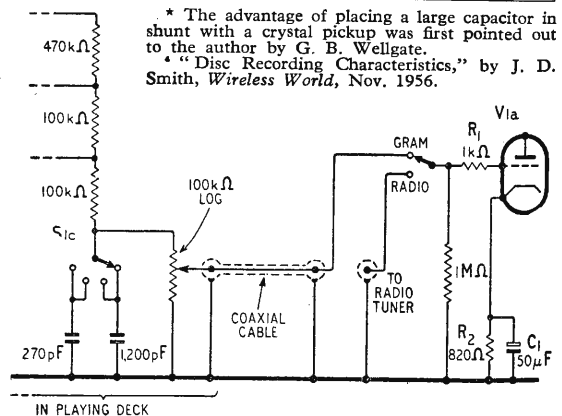
in shunt with the pickup, variations in internal capacitance from one pickup sample to another, and with temperature, are prevented from having a significant effect on the equalization characteristic obtained.*

(b) Due to the presence of the capacitor across the pickup, all impedances in the equalizer may be kept reasonably low, thus reducing the effect on the response caused by stray capacitances and so making the result almost independent of variations in layout.

(c) The output impedance of the equalizer circuit is low enough to make it practicable, if desired, to place the equalizer and volume control in the playing desk and to connect it to the pre-amplifier via a low-capacitance screened cable up to 10 feet or so in length. By arranging matters in this way, the playing desk becomes a self-contained and fully equalized gramophone source, suitable for connection to any available amplifier capable of giving full output for a sine-wave input of 100 mV r.m.s. or less, provided the input resistance of the amplifier is not less than about 0.5/M Ω . To what extent this facility is regarded as advantageous depends, of course, on individual circumstances.

(d) The values have been so chosen that approximately the same voltage is produced across the volume control on loud 78 r.p.m. records as on loud LP records. This is not a vital point, but it is easiest for the user if about the same volume control settings are required with both types of record.

In the "Good LP" position of the equalizer switch, the equalization provided is intended to be correct for records made in accordance with the revised British Standard 1928:1955 LP recording characteristic⁴, which is now widely adopted by recording companies. Using the author's Cosmocord HGP 39-1 LP pickup head, which is not a specially selected one, the measured response, from pickup stylus to loudspeaker terminals, with the equalizer set to the "Good LP" position and the tone-controls set



* The advantage of placing a large capacitor in shunt with a crystal pickup was first pointed out to the author by G. B. Wellgate.
⁴ "Disc Recording Characteristics," by J. D. Smith, *Wireless World*, Nov. 1956.

View of prototype pre-amplifier with dust cover removed to show layout of components.

for level response, was within ± 2 dB of the intended result over the frequency range 50 c/s to 10 kc/s. (The measurements were made using the British Sound Recording Association Test Disk No. PR.301, which is recorded to the C.C.I.R. 1953 characteristic, the measured results being corrected to allow for the difference between this characteristic and the revised B.S. 1928: 1955.)

In the "Poor LP" position of the switch, an extra top cut of approximately 6 dB at 10 kc/s is introduced.

In the "Good 78" position of the switch, the equalization is suitable for a recording characteristic having 6 dB/octave asymptotes with corner frequencies at 250 c/s (bass cut) and 6 kc/s (top lift). This is considered to be a good compromise, and with judicious use of the tone controls when necessary, any normal 78 r.p.m. record can be well reproduced.

In the "Poor 78" position of the switch, an extra top cut of approximately 6 dB at 10 kc/s is introduced.

In the "Radio" position of the switch, a sine-wave input of about 45 mV r.m.s. is required for full output. Many radio tuners will give a larger output than this, and are designed to feed into a higher resistance load than 100 k Ω ; in such cases a suitable resistor (e.g., 470 k Ω) should be connected in series with the "Radio Input" socket.

If the equalizer circuit and gramophone volume control are put in the playing desk, a simple change-over switch, with positions labelled "Radio" and "Gram" will be required in the pre-amplifier, and the radio volume control may be fitted in the radio tuner unit. The unit photographed is intended for use in this way, the connections being shown in Fig. 3.

Fig. 4 shows an equalizer circuit performing the same functions as that included in Fig. 1, but designed to suit the Collaro Studio Transcription pickup, which responds fairly smoothly up to 15 kc/s under both LP and 78 conditions. The equalization provided is also reasonably accurate for the Collaro Studio P pickup.

In the "Poor 78" position of the switch, it will be seen that two additional top-cutting capacitors are introduced, giving an extra attenuation of about 10 db at 10 kc/s. By omitting the 150-pF capacitor, the attenuation is reduced to about 6 db, which is the same as for the GP20 Hi-g equalizer circuit; in general, however, it is considered to be advantageous to include this capacitor, as it gives an appreciable reduction in scratch, etc., on bad records.

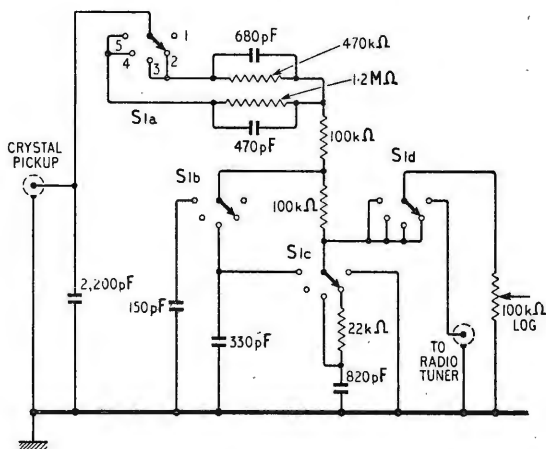
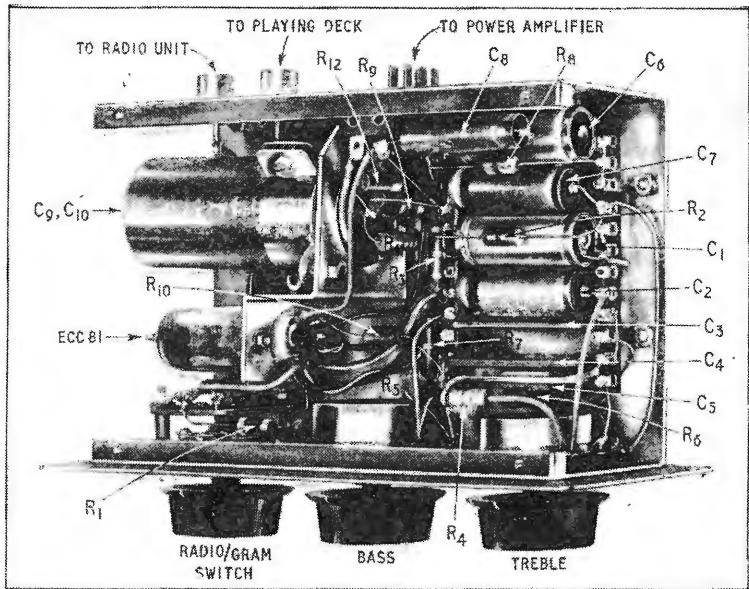


Fig. 4. Equalizer circuit designed to suit the Collaro Studio Transcription pickup. Component values should preferably be within $\pm 10\%$.

It may be worth mentioning that it appears to be a characteristic of present-day crystal pickups that the variations in frequency response and sensitivity between one sample and another of nominally the same model are rather greater than for some other types of pickup. Consequently the equalization circuits given may not be quite optimum for any particular sample of pickup, but the departure from ideal equalization is unlikely to be very noticeable audibly. In the unlikely event of insufficient amplifier gain being available for full volume with a low-sensitivity sample of pickup, the value of the capacitor connected across the pickup may be reduced a little; the accompanying slight loss of bass may be compensated by using the bass tone control.

Construction.—Various layouts are, of course, practicable for a circuit such as this, and the choice may

Quantum Amplifiers

be left to the reader. The most economical arrangement would be to build the pre-amplifier, with or without equalizer, on the same chassis, suitably enlarged, as the main amplifier. Whatever is done, the following points should be watched:—

(a) The components associated with V1a grid circuit should be well separated from signal-carrying wiring in later parts of the circuit, otherwise the top response may be modified due to unintentional feedback via stray capacitances. Similarly the anode circuit wiring of V1b, i.e., that associated with R_6 , C_7 , R_8 and C_8 , including the output lead and the lead to P_{23} , should be kept well separated from the grid circuit components (R_5 , C_5 and R_{10}) and their wiring.

(b) An ordinary black Bakelite valveholder should not be used if the lowest hum level is desired, but rather one of the light brown (nylon loaded plastic) variety; this will give less leakage current between heater and grid pins. A p.t.f.c. valveholder is an unnecessary extravagance at the signal level involved in this pre-amplifier. A further point is that the heater wiring should be twisted and kept as clear of the signal wiring as practicable.

(c) In the prototype unit, the valve and the 16 + 16 μ F capacitor have been mounted on a small sub-assembly resiliently attached to the main chassis using screws passing through soft rubber grommets. This reduces the risk that microphony in the valve may cause a howl to build up when the pre-amplifier is used close to a loudspeaker. Whilst it is probable that this precaution would normally be found quite unnecessary, it is nevertheless easy to take and at least can do no harm. Do not forget, however, to make an earth connection between the sub-assembly and the main chassis, otherwise, as the author discovered to his cost, there will be no h.t. decoupling and "motor-boating" will ensue!

(d) If the equalizer and volume control are incorporated in the playing desk, it is essential for them to be completely screened electrostatically. An ordinary tin box is perfectly satisfactory.

Testing.—After completion, it is desirable at least to check that the d.c. operating conditions in the two stages are reasonable. The cathodes should nominally (with 300—V h.t.) be at +1.6 V and the anodes at +115 V. Provided the measured values are within the limits 1.3 to 1.9 V and 80 to 150 V, and provided none of the readings is affected by operating the tone-control knobs, all may be assumed to be well in this respect.

The hum level, at the output of the Inexpensive High-Quality Amplifier, should be hardly any greater with the pre-amplifier connected than it is with the input to the main amplifier short-circuited; it should be only just audible with one's ear close to the loudspeaker in a very quiet room.

In the absence of facilities for frequency-response measurements, listening tests should be used to find out whether the controls are producing their intended effects. Turning the potentiometer knobs should not itself produce any noises from the loudspeaker, when no signal is applied.

THESE amplifiers, with their attractive possibility of very low noise, are arousing increasing interest. They depend on the creation of a non-equilibrium distribution of energy between quantum states in atoms or molecules. Energy at the frequency of transition to the equilibrium state can be extracted by stimulation with an applied signal at the same frequency in the form of coherent radiation or of noise. According to the available energy, amplification or oscillation is possible.

What was apparently the first such amplifier was discussed by J. P. Gordon *et al.* in the *Physical Review* of August 15th, 1955. This uses an ammonia beam with electrostatically separated molecular energy states. The beam density must be small to prevent rapid spontaneous transition back to the equilibrium state. This severely limits the available energy to only about 5×10^{-10} watts. The authors coined the name "maser" (standing for "microwave amplification by stimulated emission of radiation") for such quantum amplifiers.

More attractive possibilities (discussed in a letter from M. W. P. Strandberg in the *Proc.I.R.E.* for January, 1957 and by Prof. N. Bloembergen in the *Physical Review* of Oct. 15th, 1956) are offered by proton or electron spin states in solids. The spin may be thought of as producing a magnetic moment that can align itself with or against an applied magnetic field, thus producing two possible states. Non-equilibrium spin states can be prepared in several ways, the simplest being the application of a pulse of coherent radiation of the correct frequency cut off at a suitable phase. Spin densities much higher than those in ammonia beams are obtainable, and can be effectively increased still further by rapid cycling from the equilibrium to non-equilibrium states (e.g., at a typical radar p.r.f. of 10^3 c/s per sec.). Much slower spontaneous transition back to the equilibrium state (longer relaxation time) than in the ammonia beam can also be realized both for certain nuclear proton spin states and certain paramagnetic electron spin states. This gives a longer time for experiments on the non-equilibrium state, and moreover, the power requirements to produce saturation of this state are reduced. The transition frequency is proportional to the magnetic field, so that variation of this field offers wide-range tuning possibilities. By contrast the ammonia transition frequency that is used is fixed within a few Mc/s of its centre value (about 24 kMc/s).

A solid state "maser" using electron spins has recently been produced at the American Bell Laboratories by Dr. D. Scovil *et al.* It oscillates at X-band (9000 Mc/s) with a power of about 2×10^{-6} watts. Another experiment carried out in France (described by Combrisson *et al.* in *Compt.Rend.Acad.Sci.* of May 14, 1956) also used electron spins and a similar operating frequency. Insufficient power was available to produce oscillations, but some amplification was observed.

These quantum states are largely independent of thermal motion so that their noise can be equivalent to that at a very low effective temperature, only a few degrees above absolute zero. Noise is thus 20 to 30 dB down on that in normal receivers; and theoretical calculations indicate that sufficient gain can be realized to take advantage of this low noise figure. The consequent possibility that transmitter power could be reduced in this proportion (20 to 30 dB) without any decrease in effectiveness would revolutionize microwave technology. The equal possible increase in receiver sensitivity would be of tremendous value in the field of radio astronomy.

This low noise is also equivalent to operation with a very high Q-factor. For example, two of the original "masers" have been used to produce beats at 30 c/s with no apparent random phase variations. This indicates a stability to within a tenth of a cycle in 24 kMc/s!

Physical Society's Exhibition

NEW ELECTRONIC DEVICES AND TECHNIQUES

Valves and allied devices shown at this exhibition will be described in the June Wireless World, while new test and measuring gear will be reported in the July issue.

THE dividing lines between pure and applied research and between research and development become increasingly difficult to draw in these days of intense activity in the physical sciences. In the Physical Society's catalogue there used to be a separate section for the research exhibits; now they are inextricably dispersed among the experimental, prototype and finished products of industry.

Applications of newly discovered physical effects are often thought of before the fundamental process has been fully explored, and research and development proceed on parallel lines. **Nuclear resonance**, for example, is already being used as a means of measuring magnetic flux, and in a portable fluxmeter shown by the Admiralty Signal and Radar Establishment is used to calibrate and stabilize the field of an electromagnet supplied from a 50c/s source. A regenerative receiver supplies a r.f. field at right angles to the magnetic flux and indicates precessional resonance of the proton nucleus of the hydrogen in water surrounding a search coil. There is a change in Q of the coil at resonance which is displayed as a pulse on an oscillograph trace. Changes in the magnetic field due to instability can be reduced by a factor of 60 by feeding back the pulses to the magnet power supply.

Frequency Standards.—A resonant transition between two energy states in atoms of the element caesium in which the magnetic moment of the atom is reversed has been used by research workers at M.I.T. as a frequency standard of high accuracy (9192.63185 Mc/s) which is unaffected by external fields. By locking an oscillator to this frequency through a discriminator circuit it is possible to establish a time standard with a stability of 1 part in 10^9 . The Royal Aircraft Establishment showed a light portable version of the original M.I.T. apparatus which had


been constructed by Standard Telephones on a study contract for the Ministry of Supply.

Research and development are nowhere more closely associated than in the improvement and exploitation of special materials. Photoconductive cells, for the detection of infrared radiation, consisting of single crystals of indium antimonide, were shown by the Radar Research Establishment, while the Research Laboratories of the G.E.C. exhibited single-crystal cells of cadmium sulphide for the wavelengths of visible light in which variations in spectral sensitivity can be induced by various activation techniques. Large powder-layer cells of this material with a peak response in the spectrum of tungsten filament light were shown which if required can be designed to pass currents up to 1


ampere for the direct operation of relays.

Length and Displacement.—Applications of electronic methods to the control of industrial processes, although sometimes complex, are essentially elaborations of simple basic principles. The measurement of length or displacement, for instance, can often be made in terms of capacitance, or by change of inductance when movement is imparted to the core of a coil. In the "Magna-Gage" shown by Southern Instruments a differential inductance transducer actuated by a probe is used as a sensitive feeler gauge; a 10-kc/s output from the transducer is amplified, rectified and applied to a centre-zero meter with a calibrated range of ± 0.0005 in. The change of capacitance of a probe electrode is utilized in the Burndept proximity switch to detect the passage of opaque objects (e.g., metal cans) on a conveyor belt which, if touching, cannot be registered by conventional photoelectric counters.


For the accurate determination of position over a wide range, as in machine work tables, a form of linear resolver has been developed by Plessey in which the equivalent of the rotor and stator windings of



Burndept capacitance proximity switch.



Plessey Linear Inductosyn scale and slider for automatic machine tool control.




Pye liquid density indicator.

a rotary resolver are printed flat on superimposed slides. The pole spacing represents 0.1in and by interpolation settings to 0.0001 in can be repeated with an accuracy of 25 microinches. A somewhat similar principle is employed in a control rod position indicator demonstrated by the U.K. Atomic Energy Authority. Transducer coils spaced three to each interval of length (pitch) are influenced by steel collars attached to the rod. The output from one fixed coil is 120° out of phase with its neighbour and when each group is connected to the three stator windings of a synchro, 360° rotation is provided for each pitch (0.6 in). Settings are accurate to 0.02in in 25 inches.

Fluid Density.—The density of fluids is measured in terms of displacement in an instrument by Pye which uses an inductive transducer to register the height of a hydrometer float. Temperature compensation can be applied electrically when the concentration of saline solutions is to be controlled.

Absorption of gamma rays is the principle underlying the Ekco fluid density gauge. It can be used for liquids flowing in pipes of any material and will detect changes of density of 0.005.

Liquid Level. — Conventional methods cannot be employed when radioactive solutions are involved, and the problem has been solved by the Industrial Group, U.K. Atomic Energy Authority, by taking advantage of the change in low-frequency inductance of a coaxial line, consisting of a perforated stainless steel tube with centre rod, when the level at which it is short-circuited is



Ultrasonoscope automatic scanner for inspection of metal bars.

altered by the height of the conducting solution.


Magnetostrictive and Piezoelectric Transducers for the generation of ultrasonic vibration exploit the properties of a variety of materials from nickel to ceramics, and there was evidence of wider use of the latter class in many applications. Plessey, for example, have developed an ultrasonic abrasive drill using a cylindrical element of barium titanate. Increased efficiency of energy conversion is claimed for lead titanate/lead zirconate ceramics which are under development by Radio Heaters, Ltd. These materials also have higher thermal stability and can be worked with higher power loadings per cm² than barium titanate.

Ultrasonic testing of materials for flaws has been established for some time, and many portable instruments using manually operated test probes are available. A special installation for the continuous testing of metal bars was shown by Ultrasonoscope. The bar is immersed in a tank of liquid and scanned tangentially by a beam from a transducer which need not be in contact with the surface of the test piece. The dimensions of the tank and the spacing between transducer and specimen are chosen to place irrelevant return echoes outside the range of the oscilloscope time scale.


“Bender” elements consisting of ceramic strips backed by metal are used in relays developed by G.E.C. Research. They have the great advantage that, unlike magnetic relays, negligible power is required to hold the contacts closed.

Analogue/Digital Converters are used in measurement and control systems where the voltage output of a transducer, measuring some physical variable, has to be converted into digital form for numerical indication


or feeding into digital data processing equipment. Many work on electromechanical principles, the usual method being to apply the analogue voltage to a self-balancing bridge incorporating a servo motor. The rotation of the motor in balancing the bridge drives a commutator system, and the brushes on this give digital signals representing the angular displacement and hence the amount of bridge unbalance caused by the applied voltage. An instrument in this category shown by J. Langham Thompson uses a uniselector as a combined servo motor and commutator. A purely electronic method well represented at the Exhibition was the so-called “subtractive comparison method,” usually giving the result in binary notation. Here the input voltage is repeatedly compared with fixed reference voltages representing digits of the final answer. When the first reference is subtracted from the input, if the



Metropolitan-Vickers d.c. analogue computer.



Siemens-Ediswan transistor-driven Dekatron counter.



J. Langham Thompson digital indicator with strain gauge on the right.

residue is positive a "1" digit is indicated and if it is negative a "0" is shown. The residue is then passed to the next digit stage, where the same process is performed, and so on. Elliott, Mullard and Southern Instruments all had converters of this kind, the Mullard device using transistor circuits and giving 8-digit binary indication.


Digital Indicators were very much in evidence, especially in association with the above-mentioned converters. The Langham Thompson equipment, for example, uses a new type of glow discharge tube for decimal numbers in which the numerals are formed by shaped wire electrodes placed one in front of the other. Each numeral lights up when an appropriate trigger voltage is applied to it. Other instruments used a new indicator made by Hilger and Watts. In this, each numeral is engraved on a Perspex plate, and the plates are stacked and illuminated from the edges by small lamps.

Analogue Computers on show this year included a new d.c. equipment made by Metropolitan-Vickers and notable for its compactness. Designed on the unit principle, the drift-corrected d.c. amplifiers are balanced and give two outputs of opposite sign, thereby reducing the number of amplifiers required for certain calculations. The machine is suitable for solving differential equations and studying servo-mechanisms by simulation. Elliott have further extended the range of possibilities of their well-known G-PAC d.c. machine with various new accessories including a function generator and an electro-mechanical servo multiplier.

Transistor Computing Circuits for digital work are becoming more prominent now that r.f. transistors

with 5-10-Mc/s cut-offs are allowing faster pulse rise times. Metropolitan-Vickers were not showing their new "950" transistor computer, but Ferranti had some interesting plug-in transistor logical circuits performing simple operations at the high digit rate of 1 Mc/s. These do not employ conventional Boolean logic, but a so-called "ballot-box logic," using small transformers with various input windings as the combining elements—the transistors merely acting as pulse amplifiers. The units are standardized and interchangeable and can readily be connected as adders, subtractors, etc. Mullard were showing logical circuits using both transistors and magnetic cores, the last-mentioned acting as two-state storage elements and the transistors as driving amplifiers. Usually, this type of circuit is limited by the magnetic cores to operation up to about 100 kc/s.


Pulse Counters of all kinds were to be seen in great profusion, mostly based on well-known techniques. There were, however, a few rather unusual examples. Siemens-Ediswan had an equipment in which Dekatron tubes were driven by pulses derived from transistor blocking-oscillator circuits—the h.t. for the Dekatrons being derived from a transistor "chopper" power supply so that the whole unit could run from only 20 volts. Mullard had a new transistor counter using r.f. junction types to permit working at the high p.r.f. of 1 Mc/s. A Dekatron counter designed for automatically printing out its figures on a roll of paper was displayed by Labgear, while another shown by Ericsson had a bi-directional facility—the glow discharge being moved either forwards or backwards according to the direction of rotation of a disc from which the




Philips pulse height analyser.

pulses were generated by an optical commutator.


Pulse Height Analysers are actually counters arranged to display the counts occurring at different pulse amplitudes. They are often used in conjunction with radiation detectors for examining radioactive materials, the pulse counts being plotted on a graph against amplitude levels. In the single-channel type, as shown by Isotope Developments, the gating of the pulses into the various amplitude levels is done by a bias control, which




Mervyn Instruments frequency/amplitude analyser for transducer signals, with magnetic-tape playback.



Right: Standard Telephones magnetic-cell storage system.



Redesigned 3-cm microwave course beacon receiver made by Elliott.



Polystyrene-copper artificial dielectric microwave lens (Admiralty Signal and Radar Establishment).

is automatically moved slowly through the required range in synchronism with a pen-recorder chart. The number of counts obtained at each level is then indicated by the pen deflection at the corresponding position on the chart. In the multi-channel equipment demonstrated by Philips, however, there is a separate counter for each amplitude level (99 in all). Each incoming pulse is arranged to charge a storage capacitor to its peak value. The capacitor is then discharged in a series of accurately controlled steps, and the number of steps (which of course indicates the pulse amplitude) is used to work an electronic rotary switch which gates a count of one to the appropriate counter. The electronic rotary switch, incidentally, uses the new "trochotron" high-speed beam switching tube developed by Ericsson in Sweden.

Magnetic Matrix Stores, using tiny ferrite cores with rectangular hysteresis loops, are now being pro-

duced as complete units on a commercial basis by both Mullard and Plessey. In addition there were several experimental arrangements on view. Mullard, for example, showed how the magnetic cores could be switched directly by transistors—actually experimental high-frequency power types giving 2- μ sec pulses of 350-mA amplitude at a p.r.f. of 100 kc/s. The magnetic-cell version, however (using holes drilled in a block of ferrite), is more suitable for transistor drive because of the lower switching current required. S.T.C. demonstrated an example of this as part of an error-indicating telegraph system. The output signals were also amplified by transistors and fed into a simple transistorized logical circuit.

Ferroresonant Two-State Devices using ferrite-cored inductors were demonstrated by Mullard. In these the inductor is switched by a trigger winding from a high-current, low-inductance state, at which it resonates with a capacitor, to a low-current, high-inductance state, at which no resonance occurs (see our July, 1956,

issue). Apart from their reliability and robustness, these devices have the advantage over most other magnetic two-state elements that the stored information can be read out without erasing it at the same time.

Microwave Equipment.—It may be unusual to use a waveguide as a cable in a communications system; nevertheless Elliott employ one of circular section in a microwave telephone link they have developed. It operates on 8.5 mm using the H_{01} mode of transmission and is said to have the very low attenuation of 2 dB per mile and be capable of carrying many hundreds of speech and television channels.

Elliott were also showing a redesigned version of their 3-cm microwave course beacon for guiding ships into harbour. The receiver now employs six transistor stages, gives an overall gain of 82 dB and is entirely self-contained with 4½ V battery, loudspeaker and receiving horn.

A further development in the construction of microwave dielectric
(Continued on page 217)

lenses was shown by the Admiralty Signal and Radar Establishment. This lens is made up from layers of a "mosaic" of small copper discs on polystyrene film separated by honey-comb grids of polystyrene. Transmission losses are given at 0.5 dB per 100 layers at X-Band frequencies and the bandwidth is extremely wide. The density of the composite material is only one-fifth that of the natural dielectric.

According to Mullard, a reasonably cheap way of constructing intricate sections of waveguide is to use a plastic form, give it a 40-thou. coating of silver, dissolve out the plastic and, after adding flanges and other items, fix it to a steel supporting yoke. Other examples of waveguide components were shown by Hilger and Watts and by Sanders Electronics; the latter firm had some improved versions of their "inexpensive" X- and J-Band (8 to 12 and 12 to 18 kMc/s respectively) waveguide test benches.


Materials with a high absorption characteristic over the range 2.5 kMc/s to 50 kMc/s are being produced by Plessey mainly for microwave "darkroom" applications. Grade AF10 and Grade AF11 are a kind of foam rubber made in 1-ft squares with one surface of cellular formation. The cells provide a graded transition from the impedance of free space to that of the highly attenuating material, and over

the 10- to 50-kMc/s band absorption is of the order of 99.7%. A loaded rubber material, Grade M, is also available for shielding radomes when bench-testing radar scanners.


Transistor Components.—Further miniaturization of transistor components was the key-note of Fortiphone's exhibit this year. Encapsulation in epoxy resin is used extensively and, as an example of what can be achieved in this way, there was an encapsulated three-stage transistor a.f. amplifier which would lie on a penny without overhanging the rim of the coin. A new "Z" series of transformers measures only $0.575 \times 0.25 \times 0.25$ in overall and production has been made possible by a new technique in winding fine wires, such as No. 52 s.w.g.

Extension of the Plessey series of tantalum electrolytic capacitors now brings six different sizes into the transistor category. These range in size from a button type, no larger than a sixpence, to a tubular style of 0.08 in diameter and 0.1 in long. Capacitance range is from 0.25 to 750 μ F and from 3 V working to 70 V with numerous intermediate values and working voltages.

Miscellaneous Equipment.—Two items of equipment not fitting into any particular category in this exhibition was a Radyne 1-kW induction heater, for "firing" the getter in thermionic valves and heating the electrodes during the "pumping"



Sub-miniature three-stage transistor a.f. amplifier (Fortiphone).



Plessey microwave absorbing material, Grade AF11.

process. A u.h.f. mobile radio-telephone for use in the 450- to 480-Mc/s band, made by Elliott, operates on a single crystal-controlled frequency. The transmitter output is between 10 and 20 watts, according to the radiated frequency, and the receiver is a double super-hetrodyne.

COMMERCIAL LITERATURE

Electronically Changed Transformer Taps to reduce the effect of mains voltage variations are discussed in a leaflet from Claude Lyons, Ware Road, Hoddesdon. Input changes of up to -20% or +10% from the nominal value are reduced to within $\pm 5\%$ of this value. The waveform is not distorted, and control is unaffected by frequency variations from 45 to 65 c/s. Alternative ratings of 2½ and 5 amps are available, and the power consumption is only 15 watts.

Quartz Crystals and Temperature Controlled Ovens in many different ranges are the subject of a leaflet from Bulova Watch Co., 62-10, Woodside Avenue, New York. Individual frequencies range from 16 kc/s to 100 Mc/s and include standard crystals from 140 kc/s to 250 kc/s. Two of the six ovens permit control to within $\frac{1}{2}^\circ\text{C}$.

Two Transistorized p.a. Amplifiers giving 10 or 15 watts output at 15 ohms impedance for 5 mV low impedance input are described in a leaflet from Lustraphone, St. Georges Works, Regents Park Road, London, N.W.1. Power consumption for either amplifier ranges from about 2½ watts (quiescent) to 20 watts (peak). The size is $5\frac{1}{2}$ in \times $3\frac{1}{2}$ in \times $3\frac{1}{2}$ in and the weight 3½ lb. New

microphones are described in another leaflet from the same company. These include a tubular hand microphone for close-talking in high ambient noise.

Kit-Model Oscilloscope and Valve Voltmeter are described, with very full constructional details, in two brochures from Cossor Instruments, Highbury Grove, London, N.5. The oscilloscope Γ -amplifier sensitivity is variable up to 50 mV/cm with a frequency response 3 dB down at 5 c/s and 3 Mc/s. A calibrating voltage at 50 c/s is available. The valve voltmeter has full-scale ranges from 1.5 to 1,500 volts d.c. or a.c. As an electronic ohmmeter it measures 0.1 Ω to 1,000 M Ω with internal battery. On ranges up to 150 volts the frequency response is from 40 c/s to 1 Mc/s within $\pm 10\%$.

Plugs and Sockets of the miniature "Jones" type. A new range under the name "Multicon" incorporating many improved features is described in a comprehensive illustrated catalogue from Painton and Co., Kingsthorpe, Northampton.

Nickel Plating for engineers. A useful illustrated booklet of 72 pages, including surface preparation, commonly used solutions, plating procedures, plant required and mechanical properties of

deposits and methods of testing them. From The Mond Nickel Company, Thames House, Millbank, London, S.W.1.

Marine Radiotelephones, suitable for small craft, incorporating direction finders and Consol meters. Transmitter: 17 watts output, crystal controlled on any eight channels between 1.6 and 6 Mc/s. Receiver: sensitivity 8 μ V for 20 dB signal/noise; d.f. facilities on all wavebands 150 kc/s-3.8 Mc/s. Equipment operates from 12V or 24V batteries. Details on leaflets from Woodson's Marine Radio Manufacturers, Greenbank Road, Aberdeen.

Rectilinear Galvanometer Recorder, with two independent galvanometers and inking systems for side-by-side recording of two variables on a common time base. Sensitivity: 0.45 in/100 μ A. Pen speed: 0.25 sec/f.s.d. Ten chart speeds are available. Folder from Texas Instruments, 3609 Buffalo Speedway, Houston, Texas, U.S.A.

Potting Service, for development and production of resin-encapsulated electronic circuits and components, is outlined in an illustrated brochure from Lion Electronic Developments, Lion Works, Hanworth Trading Estate, Feltham, Middlesex.

Time Constants

By "CATHODE RAY"

ESPECIALLY OF INDUCTIVE CIRCUITS

TO tell the truth, this was to have been "Blocking Oscillators." The general idea was that a blocking oscillator circuit, which looks one of the simplest oscillator circuits known, is made up of still simpler combinations of resistance and capacitance or resistance and inductance, whose principles are very familiar. By first quickly reviewing these principles, the explanation of the complete blocking oscillator circuit was to have been rendered foolproof (if you will pardon the implied insult).

In spite of the fact that the more knowledgeable the authority the worse the reputation he gives the blocking oscillator for obscurity, this is still roughly my plan. Where it came unstuck in detail was that some of the principles of simple combinations of resistance and inductance turned out to be considerably less familiar—to me, anyway—than I had supposed. So much so that I have had to abandon the quick preliminary review idea and expand it into a full topic, postponing the blocking oscillator until next time.

You will have noticed that I still reckon the behaviour of combinations of resistance with capacitance as familiar. But in case I am wrong about this—and for the sake of comparison with the inductive counterparts—I am going to review it all the same. There are various ways of doing it, but for the purpose in mind I think it will be best to look at the arrangement shown in Fig. 1.

Here C is supposed to start uncharged, at $v_c = 0$. Unlike resistance, across which a voltage can jump instantly from one value to another, the voltage across a capacitance can only change gradually, as a result of a transfer of energy to its electric field, caused by the flow of current into it for a period of time. So immediately the circuit has been closed by moving the switch to A, v_c is still nil. The whole of V is therefore free to drive current through R_1 and the amount of this current can be calculated by what is commonly though not very correctly referred to as Ohm's law— $i = V/R_1$. This current starts to charge C, so v_c begins to build up.

Capacitance has its own "Ohm's law," namely, that the voltage across it due to Q amp-seconds that have flowed into it is Q/C . If our charging current

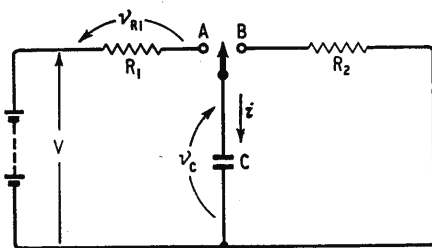


Fig. 1. The first experiment: C is charged by switching to A and then discharged by switching to B.

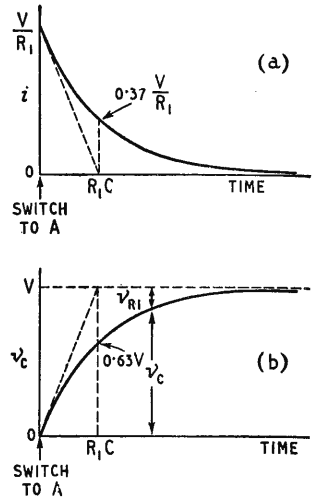


Fig. 2. Time curves of (a) current into and (b) voltage across C in Fig. 1 from the moment of switching to A. After a period equal to R_1C (the "time constant") the charging process would have been completed if the starting rate had been kept up.

V/R_1 , continued steadily for t seconds, C would thus be charged to

$$\frac{V/R_1 \times t}{C} \text{ volts}$$

So we can calculate the particular time T which would have to elapse for C to be charged up to the full applied voltage V:

$$\frac{VT}{R_1C} = V$$

$$\therefore T = R_1C$$

This time T, sufficient for a capacitance to charge fully to any voltage applied through a resistance, if the starting current were maintained, is what is called the time constant; as we see, it is equal to the capacitance multiplied by the resistance, in ohm-farads or megohm-microfarads to give seconds.

Obviously the starting current is not maintained, for directly v_c begins to grow there is that much less of V to drive current through R_1 . When C is half charged, only half V is available, so the current and hence the rate at which v_c grows is half what it was at the start. The graph of the current i thus has the peculiarity that the steepness of its slope at any point is proportional to its height at that point, as in Fig. 2(a). The name for this peculiarity is *exponential*. Its mathematical equation (but don't bother about it if you don't want to, for we shall not be using it) in this case is

$$i = \frac{V}{R_1} e^{-t/R_1C}$$

where e is the base of natural logarithms (2.718...etc.).

According to the late Dr. Ohm, the voltage across a constant resistance is directly proportional to the current through it. Consequently the i curve, Fig. 2(a), will do also (to an appropriate scale) as a curve

of v_{R_1} , the voltage across R_1 . This is economy of effort.

The advantage of having a curve of v_{R_1} is that because v_{R_1} and v_C everywhere add up to the constant voltage V , which is equal to the starting value of v_{R_1} , a curve of v_C (Fig. 2(b)) can be obtained by the simple operation of turning the v_{R_1} curve upside-down. This is another economy of effort. The v_C curve helps one to visualize the charging process, for it shows how V is shared from moment to moment between C and R_1 : at first, entirely across R_1 ; then increasingly—but at a reducing rate—across C .

In both parts of Fig. 2 the starting slope of the curve is shown continued as a dotted line, to indicate the time constant, R_1C seconds. It turns out that in that time the curve has always gone just over 63% of the way towards its destination, leaving nearly 37% to go. In twice the time ($2 R_1C$) the v_C curve has $0.37^2V = 0.135V$ left to go; in $3R_1C$, $0.37^3V = 0.05V$; and so on.

The gap never completely closes, but when it has become negligible we flip the switch over to B. The voltage applied through R_2 is zero, so v_C (starting practically equal to V) changes via another exponential curve towards that value, as we see in Fig. 3(b). For the fun of it I have made R_2 greater than R_1 , so the time constant is greater, and more time is taken to go the statutory 63% of the way from starting to finishing voltage. Nevertheless, this die-away or discharge has the same shape as the build-up, differing only in horizontal scale and in being upside-down.

The discharge current, too, has the same shape as the charge, but because the current is in the opposite direction it must be reckoned negative (Fig. 3(a)). And besides the change of horizontal scale there is a change of vertical scale, for the higher resistance means less current.

So much for capacitance and the building up and releasing of its electric field. When we considered duality* I mentioned that the great advantage of the idea was that it gave two sets of information for the price of one. (More economy of effort.) Having taken the trouble to work out what happens in circuits combining resistance and capacitance, say, one doesn't have to think it all out again for resistance and inductance. Inductance being the "dual" of capacitance, one can use the same formulæ, curves, etc., after having made the necessary exchanges with the other duals involved; e.g., current for voltage, and series for parallel.

This being so, there might seem to be little excuse for the principles of RL circuits being less familiar than the RC principles just reviewed. Actually, however, there are several excuses, not counting the one that lots of people still don't know about this new-fangled duality (actually, like most things, quite old). For instance, a strict dual of the circuit in Fig. 1 is not really practicable. In Fig. 1 there is no great difficulty in switching the charged C from A to B without anything much happening to it *en route*. But to transfer its dual—an inductor magnetized by current—intact from one circuit to another it is necessary to short-circuit it in such a way that the total resistance is zero. But whereas it is possible in practice to have a good approximation to a capacitance with no shunt conductance, one can only get a good approximation to an inductance with no series

resistance by reducing its temperature to nearly 273°C below zero, which is inconvenient.

Yet another complication is mutual inductance, which has no counterpart on the capacitive side.

Still, we shall be able to trace an analogy with at least the first part of the Fig. 1 experiment if we adopt the arrangement shown in Fig. 4. With C we started from the fact that the voltage across it cannot be changed instantaneously; it is a measure of its electric field and has to be built up by current flowing in for a period of time. With L , the current through it cannot be changed instantaneously; it is a measure of its magnetic field, and has to be built up by applying an e.m.f. for a period of time. So immediately the switch in Fig. 4 has been closed there is no current through L . Consequently there is no current through R_1 , so no voltage drop across it, so the whole of V appears across L . That makes current begin to flow, and the current creates a magnetic field. The growth of this field induces a back voltage, which is the only thing the voltage applied to L has to face. So the current automatically grows at the rate which induces a voltage equal and opposite to the applied voltage. The inductance L in henries means the number of volts it induces when the current is changing at the rate of 1 amp. per second, or

$$V = L \times \text{amps per sec}$$

So the current starts growing at V/L amps/sec.

Obviously it can't grow beyond V/R_1 amps, because the whole of V would then be occupied in driving it through R_1 and there would be nothing to spare for L . Let T be the time required for the

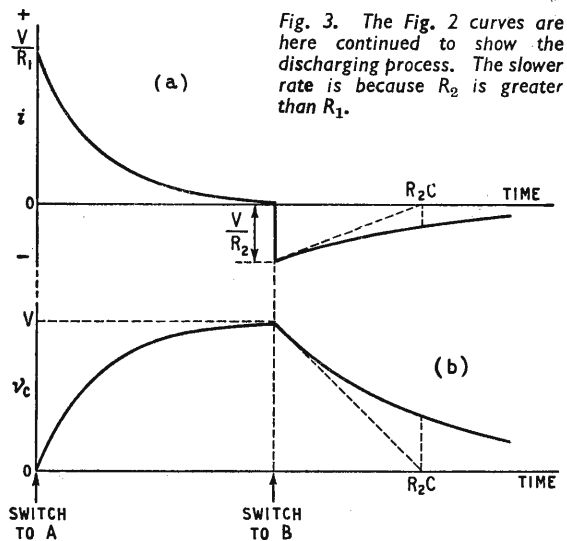


Fig. 3. The Fig. 2 curves are here continued to show the discharging process. The slower rate is because R_2 is greater than R_1 .

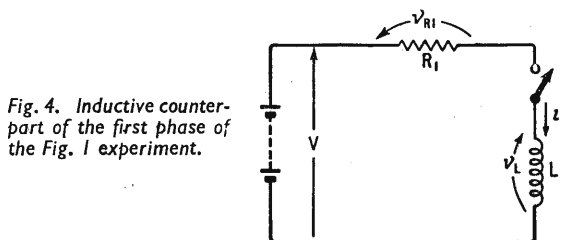


Fig. 4. Inductive counter-part of the first phase of the Fig. 1 experiment.

*April 1952 issue, or Chap. 35 in "Second Thoughts."

Fig. 5. These current and voltage curves for Fig. 4 are the same as the voltage and current curves for Fig. 1 (shown as Fig. 2).

current to grow from nothing to this full amount V/R_1 , if it were to keep up its starting rate, V/L . Then the rate of growth is equal to V/R_1 divided by T :

$$\frac{V}{L} = \frac{V}{R_1} / T$$

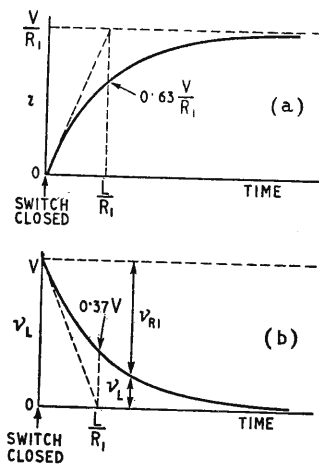
$$\therefore T = \frac{L}{R_1}$$

This, then, is the time constant for the growth of current in a circuit consisting of L and R_1 . Note that the greater the resistance the shorter the time for the current to reach its full amount at the starting rate.

Just as the voltage across C could not keep up its starting rate of growth, but eased off into an exponential curve, so with the growth of current in L . Fig 2(b), in fact, would do equally well as a graph of current growth in an inductive circuit. And correspondingly Fig. 2(a) could just as well be a graph of voltage across the inductance during the same period. Clearly T is now the time for the current to reach 63% of its full value, or the transient inductive voltage to decline to 37% of its peak. For comparison with Fig. 2, the LR_1 circuit curves are shown in Fig. 5.

If we try to duplicate the second part of the Fig. 1 experiment with inductance we get into difficulties. Opening the switch in Fig. 4 would (theoretically) make the current change abruptly from its full V/R_1 amps to zero, which is what I said was impossible. It is impossible because an infinite rate of change of current would induce an infinite voltage. What happens in practice is that the voltage rises enough to produce a spark or arc at the switch points, which prolongs the decay of current for a short time after they have separated. If the inductance and the current are large, so that a lot of energy is stored, the result will be spectacular. I remember once in student days pulling out a plug connecting d.c. to the field windings of a large dynamo. If I had happened to be holding the metal parts with bare hands it would probably have been fatal. Nowadays the effect is employed to advantage in generating the thousands of volts needed for the cathode-ray tube in the domestic television set.

As already mentioned, the strict dual of the Fig. 1 circuit is impracticable, because it is not possible to have inductance even approximately devoid of resistance. Short-circuiting a real inductor doesn't keep the current flowing through it indefinitely, as it would if there were no resistance. So the usual Part 2 of the story is to suppose that V suddenly ceases to function, allowing L to "discharge" through R_1 . The result, of course, is an exponential decline in current, this current being driven through R_1 by the inductive "kick" caused



by that decline of current making the magnetic field linking L collapse. Having already extended Fig. 2 into Fig. 3, you should have no difficulty in extending Fig. 5 to cover this phase of operations, even if you didn't already know it. The time constant, of course, is unchanged, so except for being inverted the curves for this second phase are exactly the same as for the first.

Seeing that all real inductors have some resistance, it will be worth a few moments to consider what effect this resistance has on the voltage waveform one would actually observe in practice. In Fig. 6 the theoretical Fig. 4 is brought nearer reality by inserting r to represent the resistance of the coil. If could of course represent any added resistance as well. Clearly the current curve has the same shape as before, since r might be part of R_1 for all the current knows about it. But to v_L shown in Fig. 5(b) there must be added a component proportional to the current i , as in Fig. 7(a).

If there were some inductance mixed up with R_1 , its voltage waveform would cease to be an exact copy of the current, Fig. 5(a), and would be mixed with some of Fig. 5(b), as in Fig. 7(b). In fact, if the time constant of R_1 and its inductance were made the same as that of r and L , the voltage waveforms of both would be flattened out, free of any transients, just as if there were no inductance anywhere, notwithstanding that the current waveform would still grow exponentially from zero.

And now we come to the bits that may not all be quite so familiar. For dealing with the blocking oscillator we shall have to take account of what happens when there is another circuit inductively coupled. To simplify matters let us suppose that the second coil in Fig. 8 has the same number of turns as the first, and that the coupling is 100%, which means that all the magnetic flux due to

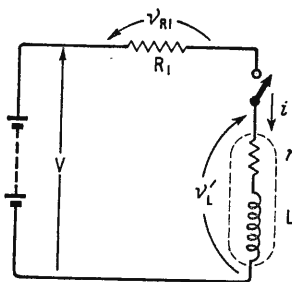


Fig. 6. A real inductor includes some resistance, shown here as r , as well as inductance L .

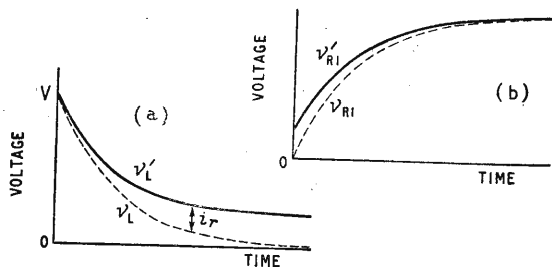


Fig. 7. (a) Showing how the curve of voltage across inductance (Fig. 5(b)) is modified by the resistance r in Fig. 6. (b) If some inductance were to be added to R_1 in Fig. 4, the curve of voltage across it (v_{R_1}) would be modified to such as v_{R_1} .

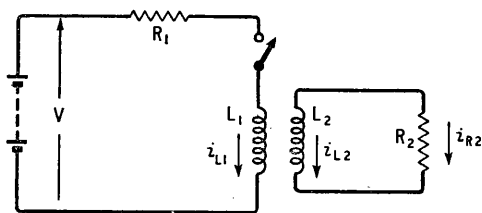


Fig. 8. Addition of a resistance-loaded secondary coil to the Fig. 4 experiment.

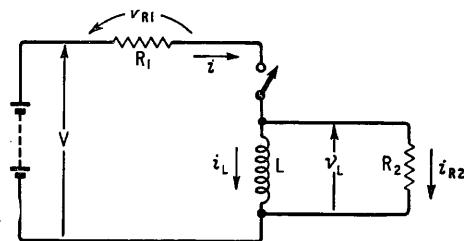


Fig. 9. On the assumption that L_1 and L_2 have equal numbers of turns, coupled 100%, Fig. 8 can be simplified by merging the two coils into one, as here.

current in one coil links both equally. In practice this condition can be nearly attained by using a high-permeability closed iron core. (The amount of magnetic flux is then not strictly proportional to the current, but for our simple study we shall assume that the current is not large enough for this effect to be important.)

Suppose we now set up a voltage across L_1 , say by closing the switch and starting a flow of current. The voltage thereby induced in L_2 causes current to flow through R_2 . This current also flows through L_2 , and affects the flux and therefore the voltages induced. It looks as if we are faced with a vicious circle which will make calculating the upshot of the whole thing very complicated.

Thanks to our forethought in choosing equal turns and 100% coupling, however, it is actually quite easy. The result of these conditions is that whenever the amount of flux in the core changes, the change affects both coils equally, inducing equal voltages in them. And the flux that does this is not due to current in either coil separately, but the resultant of both currents. So it makes no difference to the behaviour of the system shown in Fig. 8 if the two coils are merged into one, as in Fig. 9. True, we can no longer distinguish between the two currents actually flowing in L_1 and L_2 ; we now know only the resultant of both, but since that is what creates the magnetic flux it is all we need. For example, if the current through L_1 at any given moment is 3A and the current through L_2 is $-2A$ (i.e., 2A in the direction opposing the flux due to the 3A), the equivalent is 1A through L . Note that the $-2A$ in L_2 goes through R_2 in the same direction as if $+2A$ came direct from the source of the 3A, as shown in Fig. 10.

This amalgamation dodge is a great help. Instead of having to embark on a tricky lot of calculations, with secondary current affecting the flux due to the primary and hence the induced voltage, etc., we can see at once that when the switch in Fig. 9 is closed (and before current has had any time to build up through L) the current $i = i_{R_2} = V/(R_1 + R_2)$, and the voltage v_L is $VR_2/(R_1 + R_2)$. R_1 and R_2 act simply as a potential divider. After a long time, when the current through L is fully grown, so that the voltage across it—and of course across R_2 —has died down to zero, V is occupied solely against the resistance, R_1 so $i = i_L = V/R_1$, and $i_{R_2} = 0$. So the finishing line for current is the same as in Fig. 5(a), but the starting line for voltage is lower than in Fig. 5(b).

The only other thing we need know in order to complete the curves as modified by R_2 is the time constant. Before going any farther, try guessing how R_2 will affect it. My first line of argument was that loading a transformer secondary with resistance

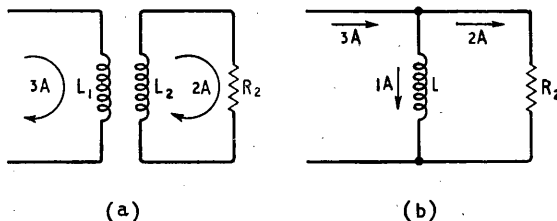
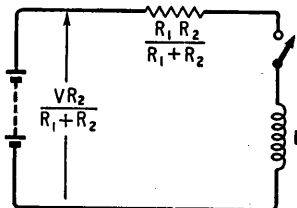


Fig. 10. This comparison shows how opposing currents through L_1 and L_2 are equivalent to their difference flowing through L .

Fig. 11. For purpose of calculating the time constant, Fig. 9 can be further simplified by Thévenin's theorem to the same circuit as Fig. 4 but with different values.



makes the whole thing less inductive from the viewpoint of the supply; time constant is proportional to inductance, so connecting R_2 shortens it. Well, let's see.

But how? Even the simplified equivalent circuit, Fig. 9, doesn't give a very obvious lead towards how to set about it. Fortunately the problem is an easy one—if we remember Thévenin's theorem*. According to this, the system to which L in Fig. 9 is connected can be replaced (so far as L is concerned) by a simple source and series resistance—exactly as in our original inductive circuit, Fig. 4, in fact—in which the voltage of the source is what appears across the gap when L is removed, and the series resistance is the resistance that would be measured across that gap if any e.m.f.s. ceased to act. We have already calculated the equivalent source voltage; it is of course the proportion of V that appears across the R_2 part of the potential divider $R_1 + R_2$; $VR_2/(R_1 + R_2)$. And the measured resistance is R_1 and R_2 in parallel: $R_1 R_2 / (R_1 + R_2)$. So the circuit which is equivalent to Fig. 8 for the purpose of calculating the time constant is Fig. 11. Instead of L being divided by R_1 as in Fig. 4 it is divided by R_1 and R_2 in parallel—a lower resistance—so is greater as a result of connecting R_2 . I still find this rather surprising.

Although Fig. 11 is equivalent to Fig. 9 or 8 when the switch is closed, it obviously isn't when the switch is opened; for further consideration of our

*March 1949 issue, or Chap. 32 of "Second Thoughts".

loaded transformer we revert to Fig. 9. You will remember that we couldn't draw curves or do any thing definite like that about the consequences of open-circuiting the simple inductor in Fig. 4, because theoretically it is impossible. The current through an inductive circuit cannot be changed instantaneously from one value to another. The same applies when L_2 is added. But when R_2 is connected, Fig. 9 makes clear that the current through the inductor doesn't have to change suddenly even when the switch is flicked open; it can continue flowing—through R_2 . In fact, adding L_2 and R_2 to Fig. 4 provides a close analogy with the two-way switching in Fig. 1; the effective "charging" resistance in the "make" position is R_1 and R_2 in parallel, and the "discharging" resistance in the "break" position is R_2 . The only thing is that the time constant in the second position is bound to be shorter, whereas with Fig. 1 we could do as we pleased.

If we look again at Fig. 8 instead of Fig. 9 we realize now that the current through L_1 can cease instantly, without any nonsense about an infinitely high induced voltage. This is the second possibly surprising thing, because at first glance it seems to contradict a basic principle. It probably has a bearing on perplexities experienced in the study of blocking oscillators and pulse circuits generally. The explanation of the paradox, of course, is that the cutting off of current through L_1 is exactly neutralized by an equal and opposite current change in L_2 . In terms of Fig. 9, it means that there is no sudden change of current through L . Another way of putting it is that the magnetic energy built up by current in one winding of an inductor, and which would manifest itself as a flash or shock or the like if

dispersed abruptly, can be safely and silently "discharged" by a pulse of current entirely in a separate winding.

Although so far everything has been going very smoothly, it is quite easy to trip up over the details; and as this is going to be the crux of the matter next month it will be worth recording graphically what we have found about the whole Fig. 8 experiment.

First of all we shall do it on the basis of the simplified circuit, Fig. 9, and then analyse the combined current through L into its separate L_1 and L_2 components.

Let us deal first with the "switch closed" phase. We know (from Fig. 11) that the current i_L through L begins from zero and rises exponentially towards V/R_1 with a time constant $L(R_1 + R_2)/R_1 R_2$, so that can be plotted (Fig. 12(a)). The corresponding voltage v_L can then be plotted, for the time constant is of course the same, and the starting point is $VR_2/(R_1 + R_2)$. Having settled L we must shift our attention back to Fig. 9 for R_1 and R_2 . Voltage V is easy, because it is constant. And the difference between V and v_L gives us v_{R1} . That completes the first half of the voltage diagram, Fig. 12(b). The current i follows from v_{R1} , being directly proportional to it ($= v_{R1}/R_1$), so we can plot that. And since $i_{R2} = i - i_{L1}$, i_{R2} appears in Fig. 12(a) as the difference in level between the already plotted i and i_{L1} curves.

Before opening the switch let us analyse i_L into i_{L1} and i_{L2} . This is easy if we remember that i_{L1} is i (see Fig. 8) so can be plotted in Fig. 13 direct from Fig. 12(a). And i_{L2} is minus i_{R2} , so can also be derived from Fig. 12(a), or alternatively from the definition of i_L as $i_{L1} + i_{L2}$ (Fig. 10), curves of i_L and i_{L1} being already available. The interesting thing to note is that current springs instantaneously to the value $V/(R_1 + R_2)$ in both coils L_1 and L_2 directly the switch is closed; this is possible because the magnetizing effects of these currents exactly cancel out. Magnetic flux then grows gradually owing to i_{L1} increasing and i_{L2} dying away.

When the switch is opened, i promptly ceases and remains ceased. So that current is easily shown in Fig. 12(a). And so is v_{R1} in Fig. 12(b). The current flowing through L must at first be the same as it was just before the switch was opened—practically $= V/R_1$. It declines exponentially to zero, with a time constant that is clearly L/R_2 . That is less than with the switch closed, so we must show it dying away quicker than it grew. And because $i_{R2} = -i_L$ we plot it as a perfect reflection of i_L .

Right at the end there is a possible catch—or

Fig. 12. Current and voltage curves for the Fig. 9 circuit.

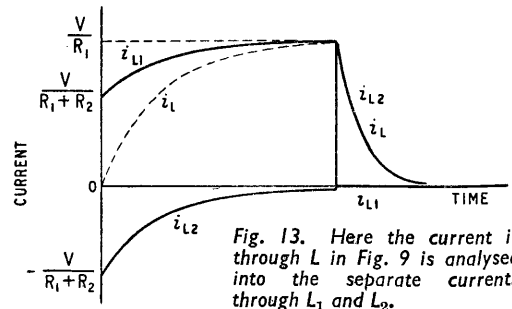
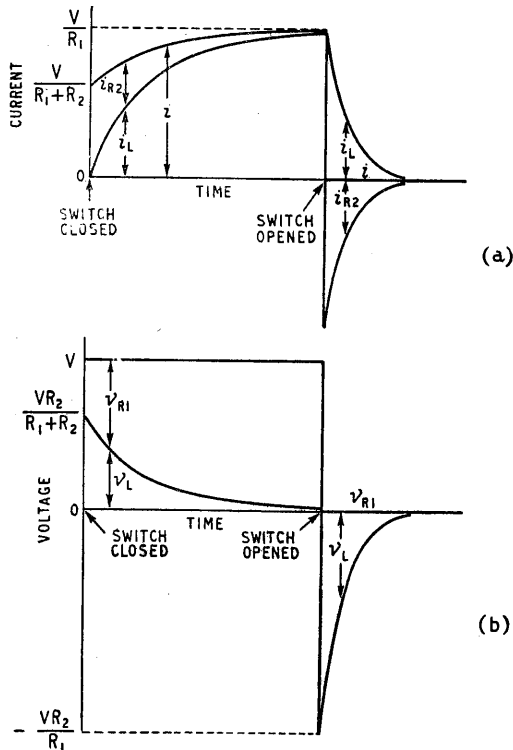


Fig. 13. Here the current i_L through L in Fig. 9 is analysed into the separate currents through L_1 and L_2 .

even two catches—if we are over-confident. Our v_L is clearly the same thing as the voltage across R_2 , and that (as every student of Ohm knows) is exactly proportional to i_{R_2} , which we have plotted. So we must give v_L the same shape. But seeing i_L positive in Fig. 12(a), and perhaps with $i_{R_2} = -i_{L_2}$ still (though irrelevantly) in mind, there is just a chance that one might hastily show v_L positive in the second half, as in the first. If studying the directions of the arrows in Fig. 9 doesn't keep us correct in this matter, the fact that the voltage across L must clearly change sign when increase of flux changes to decrease will surely do so.

Even now one might be tempted to copy the first part of the v_L curve in amplitude, though reversing it in sign. If so, we ought to be warned by seeing the negative "half-cycle" smaller than the positive, owing to its shorter time constant. The truth is, of course, that this shorter time constant means that

the flux is collapsing quicker than it grew, so the induced voltage is greater at "break" than at "make"; and if you work it out you will find that the negative peak of v_L is equal to VR_2/R_1 . So what the negative half-cycle lacks in duration it exactly makes up in amplitude. That this is so can be seen even more directly by comparing the amplitude of i_{R_2} at "break" and "make."

The second part of Fig. 13 has no catches, for we have a curve of i_L in Fig. 12(a), and i_{L_1} is zero all the time, so i_{L_2} must be the same as i_L .

If you are just beginning to get interested, you could do a little homework for next time by thinking out how these waveforms are modified if the ideal transformer we have been assuming is brought one step nearer reality by making its coupling a little less than 100%. This can be represented by a small amount of uncoupled inductance ("leakage inductance") in series with each winding.

Third International Instrument Show

Exhibits by 54 Firms from Nine Countries

THIS exhibition of mainly electronic instruments, organized by B. & K. Laboratories, Ltd., differs from the too-many others in the field by its international character. It, therefore, provides an opportunity for inspecting apparatus much of which is unfamiliar, and for making comparisons with home products. The setting this year (March 25-29) at the Caxton Hall, London, enabled the exhibits to be examined in comfort.

The following report is confined to apparatus not seen at last year's Show. The nationality of the firms mentioned, where not stated, is American.

The Ampex Corporation specializes in tape recorders, but in contrast to last year's exhibits of sound recorders mainly for entertainment they demonstrated highly developed machines for data storage. One shown uses half-inch tape, with a choice of six speeds from $1\frac{1}{8}$ to 60 in/sec, and up to 14 tracks. At the highest speed the frequency response is 100 to 100,000 c/s. By the use of multiplex, over 1,000 channels of simultaneous data can be recorded. In one of several available recording techniques, the small residue of variation inevitable with such a medium as plastic tape is excluded by recording a sinusoidal reference signal, the frequency of which can be stabilized to within almost any desired limits; the recorded data, in the form of frequency ratios relative to this standard, are immune from variations in tape speed. Such recording machines are now being widely used, especially in armament research and in conjunction with computers.

The same firm has produced, but was unable to spare a sample to show, a "Videotape" recorder for television, with a frequency response from 0 to 4 Mc/s. This machine uses 2-in tape at the remarkably low speed of 15-in/sec. Instead of a fixed recording head, producing a longitudinal track, four heads are mounted in a rotating drum and scan the

tape, which is brought into contact with the drum throughout its width. Sound is recorded conventionally along one edge of the tape, and there are two tracks along the other edge for cues and editing markers. The usefulness of such machines in television broadcasting is obvious, and it is understood that six are already on order for Britain.

A large proportion of the Bruel & Kjaer (Denmark) instruments on show were concerned with audio testing. As reported briefly last year, they are especially suitable for performing such tests rapidly and automatically, and this year the range has been extended. One key unit is a continuously motor-driven beat-frequency oscillator, 20 to 20,000 c/s, the output of which, through the equipment under test, may be observed on a valve voltmeter scale, a long-persistence c.r. screen, a cartesian or polar recorded diagram, or any combination of these. Other instruments enable an output or response to be selectively analysed. By means of a mechanical coupling between the oscillator-recorder and a slowly rotating turntable, the automatic plotting of a microphone polar diagram was demonstrated. Reverberation diagrams of an auditorium over the whole a.f. range can be taken completely automatically. Hearing aids can be checked visually and/or on paper for amplitude/frequency characteristics in a few seconds; and, by successively coupling a selective detector to multiples of the source frequency, the various harmonic distortions can also be automatically plotted. One of the completely new instruments was for measuring the acoustic absorption coefficients and complex impedances of materials by standing waves in an acoustical transmission line.

Signal analysis by frequency scanning was shown by Panoramic Radio Products and by Kay Electric Co. The former have three models of scanning superhet receiver, with band frequencies of 200 kc/s,

1 Mc/s and 10 Mc/s; and the latter a sweeping oscillator within the band 10 to 350 kc/s, the repetition frequency being adjustable from 0.5 to 2 c/s.

Testing of the ability of electronic equipment to stand up to vibration is now of great importance, and perhaps the most massive exhibit in the Show was a "vibration exciter" by M. B. Manufacturing Co., capable of imposing a test force of up to 3,500lb over the range 2 to 2,000 c/s. This is not the largest by this firm, however; one model is rated at 12,500lb over the same frequency—nearly six tons!

Humidity is another factor in equipment testing, and hygrometers for measuring it are not on the whole very satisfactory. The introduction by El-Tronics of a plastic whose electrical resistance is proportional to relative humidity, the temperature coefficient being quite small, is, therefore, most interesting. Hygrometers embodying it were shown.

Work on colour television necessitates accurate measurements of phase angle. This is one important use of the Type 205A phase detector by Advance Electronics. A variable delay line is used to delay the unknown for a sufficient time to obtain a reading on an output indicator. The unknown phase angle or time delay is read off the dials of the delay line.

For providing action delay of the order of seconds, the relays by Electronic Speciality Co. are useful. They are available in three classes: less than 0.5 sec, 0.5 to 5 secs, and over 5 secs.

A number of new voltage stabilizers were to be seen, one by H. Struers (Denmark) being unusual in providing an electronically stabilized source of a.c. for heaters, etc., up to 4-5 amps in the range 5.8 to 8.2 volts, to limits of 3-4 mV. An h.t. stabilizer was convincingly demonstrated by rapidly varying the input voltage over 20 volts or more and showing that the variation in output voltage was 1 mV or less; this is achieved by a combination of saturated-iron and electronic techniques.

The well-known "Unipivot" range of instruments by the Cambridge Instrument Co. (U.K.) has been extended by a r.f. milliammeter for use up to 10 Mc/s, having five vacuo-junctions selected by a range switch without breaking the circuit.

Valve voltmeters shown last year were notable for low ranges—in one case reading down to fractions of a microvolt. This time attention was attracted by a model with five ranges, the lowest f.s.d. being 5 kV and the highest 100 kV. The most impressive parts, not surprisingly, are the terminals; they are both of e.h.t. type, for the instrument is arranged to measure the vector sum of two phases.

It was unfortunate that customs difficulties held up the appearance of a decade resistance box by Electro-Measurements, for they have brought a new look to this usually stereotyped piece of equipment by arranging as many as six decades concentrically. The dials can thus be easily handled and read off, and much panel space is saved.

Progress in design and applications of transistors was noticeable; for instance, germanium tetrododes by Texas Instruments with a cut-off frequency as high as 200 Mc/s, and silicon transistors by this firm and also by Raytheon.

In the valve department, the most interesting examples were some of the types for microwaves. Several travelling-wave tubes for S-band and X-band were shown by Huggins Laboratories with a small-signal gain of 30-35 dB over a 2:1 frequency

band. The Sperry t.w. tube for the L-band (around 1,300 Mc/s) has a peak output of 7 kW, at which the gain is 34 dB. Sperry also showed a klystron power amplifier with a peak output of 15 kW at 2,700-2,900 Mc/s and examples of the new uses of ferrites in microwave circuits.

Other interesting microwave equipment included the standing-wave detector, by the P.R.D. Co., for 100 to 1,000 Mc/s. Instead of the lengthy slotted line usually needed for these frequencies, it is a compact unit weighing only 4½lb, consisting of a coaxial tee junction, a manually driven pick-up probe assembly and a normalizing standard reactance. The angle of reflection coefficient is directly read off a dial after it has been set to minimum indication on the associated meter. The De-Mornay Bonardi range of microwave equipment was notable for the very high frequencies provided for—from 5,800 to 90,000 Mc/s.

A noise-factor meter for both low and high radar frequencies was shown by Magnetic AB (Sweden). The source of noise is, for 5 to 300 Mc/s, a noise diode, and for 1,200 to 12,400 Mc/s a gas discharge tube. The source is electronically switched on and off, and the noise fed into the amplifier under test. A train of pulses of two different amplitudes, corresponding to noise-on and noise-off, is obtained, and the amplitude ratio is measured by an indicator directly calibrated in noise-factor dB. In this way it is possible to adjust equipment to minimum noise factor.

CLUB NEWS

Birmingham.—J. Walker (G5JU) will demonstrate the Eddystone 888 receiver to members of the Midland Amateur Radio Society on May 21st. Meetings are held on the third Tuesday of each month at 7.30 at the Midland Institute, Paradise Street. Sec.: C. J. Haycock (G3JDJ), 360, Portland Road, Birmingham, 17.

Bury.—At the May 14th meeting of the Bury Radio Society M. Barnsley (G3HZM) will give a talk on direction finding. The club meets on the second Tuesday of each month at 8.0 at the George Hotel, Kay Gardens. Sec.: L. Robinson, 56, Avondale Avenue, Bury, Lancs.

Derby.—The Derby and District Amateur Radio Society's programme for May includes an open evening, sale of surplus gear, a visit to a place of interest, and the showing of the Mullard film strip "Indicating Instruments." Meetings are held each Wednesday at 7.30 at 119, Green Lane. Sec.: F. C. Ward (G2CVV), 5, Uplands Avenue, Littleover, Derby.

ARMORIAL BEARINGS have been granted to the British Institution of Radio Engineers. The shield, which is surmounted by the head of Mercury, alludes to Clerk Maxwell and Hertz and the supporters to the 7th Duke of Devonshire (who endowed the Cavendish Laboratory, Cambridge) and Earl Mountbatten, vice-president of the Institution since 1950.



Airborne Doppler Navigation

Radio Application of Well-known Sound Effect

By G. E. BECK*, B.Sc.(Hons.), A.M.I.E.E.

THE classical method of navigation is by steering a compass course, and using the ship's measured rate of progress along that course to fix its position. Allowance for the effects of sea currents and wind is based on their estimated values, and is corrected by occasional observations of the sun or stars. This is the "dead reckoning" which is always adequate for long voyages by sea.

When navigating in aircraft there is little time, and often no opportunity, to make the astronomical checks. But the wind velocity is so large a factor that dead-reckoning methods must take it into account. The compass heading differs from the track actually followed by the aircraft, and the speed over the ground is not equal to the speed through the air. Fig. 1 shows the triangle of velocities concerned.

The drift angle may amount to 30° for a moderately slow aircraft flying in a high wind, and so it is necessary to solve the triangle if navigation is to be accurate. The compass heading and the speed through the air are not enough by themselves.

This has led to navigation systems being devised which are based on radio transmissions from the ground, enabling the aircraft to fix its position at frequent intervals. For example; the radio compass giving bearings from m.f. transmitters, or by the hyperbolic systems such as Gee which lay down a signal pattern, and reference to appropriate charts gives the geographical position.

Self-contained Aids.—Difficulties of securing international agreement on the use of any one system, and the large capital cost of ground installations, make the idea of a self-contained navigational system on the classical model very attractive. For military use a ground-based system which would be prone to jamming, or unavailable over hostile territory, is not in any case a satisfactory solution.

One way out of this difficulty is to make use of the principle known as the Doppler effect. This is familiar, as stated by the Austrian physicist whose

name it bears, as the apparent change in pitch of a vibration, when its source is moving towards or away from the observer. The railway engine's whistle drops its note as the train passes the station and its advancing velocity is changed to a receding one.

In Doppler navigation a radio transmission replaces the sound. It is directed downwards from a radar set on the aircraft and the returned echo has its frequency measured. This frequency will be changed

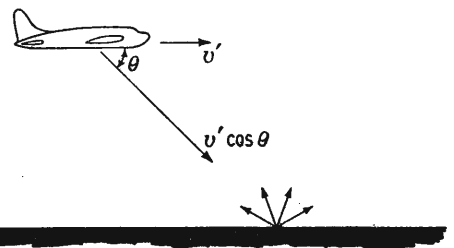


Fig. 2. The ground reflected signal has frequency difference proportional to the component of the aircraft speed in the direction of the radar beam.

from that of the outgoing signal by the Doppler effect, the difference being proportional to the component of the aircraft speed, in the direction of the radar beam¹. (Fig. 2.)

The speed is that over the ground, which is one missing factor in the solution of the dead-reckoning calculation. The other factor, the drift angle, can be measured by a second beam directed laterally. This will give the sideways component of the aircraft's ground speed. Alternatively, the beam can be rotated until it lies in a direction for which the Doppler effect is a maximum. It must then lie along the track being followed by the aircraft, and the drift angle is directly measured by the azimuth angle between the beam and the aircraft fore-and-aft line. Compass heading, drift angle and ground speed are together sufficient for the navigation problem to be solved. It is in fact not necessary to determine the air speed or wind velocity.

The Doppler Equation².—A picture of the mechanism by which the Doppler effect is produced can be made by referring to Fig. 3, where c is the velocity of propagation. The radar set moving with velocity v towards a target will transmit, in a time t , a wave which occupies a radial distance $c.t$.

This portion of the wave, which is approaching the target with velocity $c + v$, will be reflected in a time:—

$$\frac{c \cdot t}{c + v}$$

¹ British Patent No. 638167.

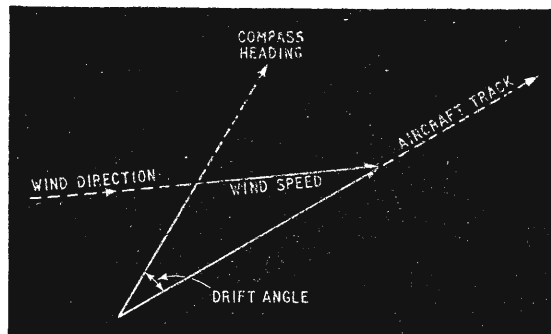


Fig. 1. Triangle of velocities for determining true course of aircraft.

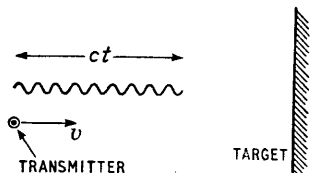


Fig. 3. Mechanism by which Doppler effect is produced.

During this time the radar set will have moved a distance:—

$$\frac{v \cdot c \cdot t}{c + v}$$

and so the last part of the echo will have this distance less to travel, and will take a time:—

$$\frac{v \cdot c \cdot t}{c + v} \cdot \frac{1}{c} \text{ less,}$$

that is, the echo will be received in a time:—

$$\frac{c \cdot t}{c + v} - \frac{v \cdot t}{c + v} = \frac{c - v}{c + v} \cdot t$$

In this time the number of cycles received will be the same as that transmitted in time t . Therefore the frequency observed will be $(c+v)/(c-v)$ times the transmitted frequency.

For a transmitted frequency f , the frequency change is:—

$$\frac{c+v}{c-v} \cdot f - f = \frac{2v}{c-v} \cdot f \approx \frac{2vf}{c}$$

since $v \ll c$.

As shown in Fig. 2, the aircraft ground speed is v' , where $v' \cos \theta = v$ and so the measured Doppler frequency is:—

$$f_D = 2 \frac{f}{c} \cdot v' \cos \theta$$

This is the basic Doppler equation, from which the ground speed is derived by measurement of f_D .

Practical Figures.—Some elementary calculations can be made to show the technical problems involved. For shallow angles of incidence (θ) only a small part of the incident energy will be scattered back in the direction required for reception, while with a steep angle θ will be small, and the value of f_D will be too small for precise measurement.

If $\cos \theta = \frac{1}{2}$ is a suitable compromise, we have, for an aircraft speed of 600 m.p.h. or $\frac{1}{8}$ miles per second:—

$$f_D = \frac{f}{6 \times 186,000}$$

or about 1 part in 10^6 of the transmitted frequency.

As a direct frequency measurement this would be difficult but by heterodyning the returned echo with the transmitter frequency, f_D can be extracted as a beat note. Taking $f = 5.2 \times 10^9$ c/s (5.7 cm wavelength) $f_D \approx 5$ kc/s, which is an audio frequency capable of precise measurement.

This waveband is a very suitable one in view of its propagation characteristics, the established airborne radars working in it, and the possibility of a narrow beam without excessive aerial size³.

A narrow beam is clearly necessary to give a finite value to θ in the Doppler equation. Even with microwaves the width is not likely to be reduced

below 3° or 4° , so that the Doppler frequency will not be a single tone, but a spectrum having a width, for a 4° beam centred on $\theta = 60^\circ$, of:—

$$\frac{\cos 58^\circ - \cos 62^\circ}{\cos 60^\circ} = 12\%$$

The Doppler frequency corresponding to the ground speed will be the centre of this spectrum, and one major technical problem is the measurement of this centre with sufficient accuracy.

Power Requirements.—Assuming a flat earth illuminated at vertical incidence by a transmitter-receiver at height h :—

$$\frac{P_R}{P_T} = \frac{G^2 \lambda^2}{16 \times \pi^2 (2h)^2}$$

where

P_R = power received.

P_T = power transmitted.

G = aerial gain.

λ = wavelength.

With an aerial gain of 120, $\lambda = 5.7$ cm, $h = 50,000$ ft:—

$$\frac{P_R}{P_T} = \frac{120^2 \times 5.7^2}{16 \times \pi^2 \times 10^{10} \times 30 \cdot 4^2} = 3.2 \times 10^{-10} = -95 \text{ dB.}$$

Due to scattering and oblique incidence on the ground, the received signal will be less than this, and experimental results show⁴ that the additional loss is of the order of 50 dB.

The total system attenuation is therefore 145 dB at this altitude, and the transmitter power must be sufficient to give a detectable signal in these conditions.

Receiver Sensitivity.—The receiver noise power is 0.4×10^{-14} watts per Mc/s bandwidth. This power is produced in the receiver input circuits at room temperature. This must be increased by the noise figure to find the signal required for unity signal/noise ratio at the second detector. Although the post detection signal/noise ratio can be greatly increased in view of the narrow band of audio frequencies which carries the Doppler information, intermodulation noise products prevent a much smaller signal being used.

For a 5.7-cm superhet receiver we assume a noise figure of 13 dB, a bandwidth of 1 Mc/s and the resulting signal power (P_R) required is 8×10^{-14} watts. The transmitter power is therefore 145 dB above 8×10^{-14} watts, or 25 watts.

Pulse Transmission.—The power suggested is not outside the range of modern microwave c.w. valves, but pulse methods are worth examining, in view of the established techniques using magnetrons for airborne use.

We must have a pulse repetition frequency high enough to avoid false Doppler signals from the p.r.f. or its harmonics. Also the time taken by the pulse to reach the ground and return prevents the echo, and the transmission, from being available simultaneously for the necessary heterodyning to extract the Doppler beat note. This last point is covered if we transmit pulses simultaneously in both forward and backward directions, and obtain the Doppler beat by mixing the two echoes¹.

In the forward direction the frequency will be increased, and in the backward it will be decreased, by the amount given in the Doppler equation.

³ See "Radio and Radar Technique," A. T. Starr, p. 51 (Pitman).

⁴ Electronics, September 1955, p. 178.

¹ "Radar Echoes at Centimetre Wavelengths," Davies and MacFarlane, Proc. Phys. Soc., 1946, Vol. 58, p. 717.

The beat frequency will thus be twice that in a "single-ended" system.

Assuming a top speed of 600 m.p.h. the Doppler frequencies will go up to 10 kc/s and the p.r.f. must then exceed 20 kc/s if neither the p.r.f. nor p.r.f. minus true Doppler signal is to give a false signal. This repetition rate is many times higher than in normal magnetron applications, and to avoid over-running the magnetron it has to be considerably de-rated, or run on an intermittent cycle. Twenty-five watts mean power at 20 kc/s p.r.f. with $\frac{1}{2}$ - μ sec pulses implies a peak power of 0.6 kW. This is a modest size for airborne pulse magnetrons.

Presentation.—The measured Doppler frequencies can be shown directly to the navigator on a dial calibrated in ground-speed knots, and the drift angle similarly presented if a moving aerial system is used to set the beams along the aircraft's track line as described. Alternatively, if these quantities, together with compass heading, are fed into a simple computer, it will calculate the present position of the aircraft continuously. The results can then be shown as latitude and longitude, if the appropriate values are set in at the beginning of a flight.

For civil use more complex calculations are possible, relieving the navigator of much routine work. On a given flight plan the route and destina-

tion can be set in before take-off, and the calculations performed to show continuously distance to destination, departure from track, and estimated time of arrival.

Size and Weight.—An airborne equipment of the form described can be expected to weigh something of the order of 200 lb and consume 1 to 2 kW total power. The aerial system requires a radome, but since the beams are directed wholly downwards the scanner can be mounted within the airframe, with the radome flush with the skin. For the beam width discussed the aperture should not exceed 3ft in any dimension.

Accuracy.—To be of significant value, the computed accuracy of positions found by this dead-reckoning technique should be within one or two per cent of the distance travelled. With 1% error, after a 2,000-mile flight the aircraft will know its position within 20 miles. At that stage the local air traffic control will have taken over and the long-range navigational aid is no longer required. A corresponding accuracy of e.t.a. is a major improvement on existing standards, and would greatly help the control of air traffic on the civil airways. But perhaps enough has been said of its possibilities to show that airborne Doppler equipment may be a major factor in long-range navigation.

AIRBORNE WEATHER RADAR

Storm Warning Indicator and Navigational Aid

WEATHER radar is an appropriate description for the Bendix Type RDR1 aircraft installation as its primary function is to give information regarding the nature of cloud banks along the flight path and advanced warning of hazardous areas where severe air turbulence is likely to be encountered. A secondary, but no less useful, function is the facility for mapping the ground along the flight path. This equipment was shown at Farnborough last year by Elliott Brothers but at the time it was not possible to give any details.

It operates in the X Band (3.2 cm) but, if required, it can be supplied for the C Band (5.5 cm). At these very short wavelengths a sheet of water shows black on the plan position indicator (p.p.i.), while land shows white and the terrain mapping facility provided by the 3.2-cm equipment thus enables rivers, lakes and coast lines, and after some experience mountains and high ground, to be recognized and identified.


For mapping clouds a pencil beam is employed, but for terrain mapping the beam is converted into a "cosecant-squared" or fan-shaped one. This is effected by changing from horizontal to vertical polarization. Alone this would not affect the beam pattern, as a parabolic-dish scanner is employed. To the upper part of the dish, however, is fitted a grid composed of a series of vertical bars and with vertical polarization they behave as beam-diffusing reflectors, producing a fan-shaped beam in the vertical plane. They are unresponsive to horizontal polarization and the beam shape is then determined by the characteristics of the dish alone.

Switching from horizontal to vertical polarization is effected by utilizing the Faraday rotation properties of certain ferrites on the application of a magnetic field. In this case the magnetic field is produced by passing a current through a coil wound over a section of the waveguide feeding the aerial "head." Thus no mechanical switching is involved.

The RDR1 has the "Iso-echo" display feature with which the contour within the cloud where the greatest rainfall gradient prevails is outlined and the area enclosed is displayed on the p.p.i. as a black core. These cores represent the danger regions of the cloud bank to be avoided. This differentiation is achieved by arranging for reflected signals exceeding a certain intensity to show as black patches in the midst of the white patches representing normal cloud echo signals.

Other information the aircrew can extract from a weather-radar display is the presence of hail. To do so correctly requires much experience in interpreting the p.p.i. display, as the presence of hail is deducible only from the edge formation of the clouds and not by the intensity of the returned echoes.

A condensed specification of the X-Band equipment is: 360° scanner rotation at 15 r.p.m. with 240° p.p.i. display; $\pm 15^\circ$ maximum vertical beam tilt; 0-20, 0-50 or 0-150 nautical miles display; 40 kW peak pulse power; 1.5 μ sec pulse width; 22in-diameter scanner.



The scanner of the Elliott-Bendix airborne weather radar. The grid for producing the "cosecant-squared" beam for ground mapping is shown.

Limiting Factors in Gramophone

I.—PLASTIC DEFORMATION AND WEAR OF GROOVE WALLS

THE stylus tip in a gramophone pickup is usually spherical and much more rigid than the record, so that the problems of determining the deformation of the record groove wall have much in common with those associated with hardness tests such as the Brinell, in which a ball is pressed into the surface to be tested. Under light loads any material will deform elastically, giving a small area of contact. On releasing the load the material springs back to its original position undamaged. With increasing load, the yield stress of the material will be reached and permanent plastic deformation will begin; on releasing the load the material will not return exactly to its original position, i.e. the record is damaged.

The equations for the elastic range are well known and were deduced by Hertz; they have been expressed in convenient form by Hunt¹.

$$p_m = \frac{0.45 E_1^{2/3} W^{2/3}}{R^{1/3}}$$

$$\text{or } W = \frac{11 p_m^3 R^2}{E_1^2}$$

Where p_m is mean bearing pressure between contacting surfaces in kgm/mm^2

$$E_1 = E/(1-\sigma^2)$$

E = Young's modulus of record material (kgm/mm^2)

σ = Poisson's ratio of record material

W = Load on stylus in grams

R = Stylus radius in mils (0.001in).

Because of the complex stress system, yielding occurs at a value of $p_m = 1.1$ times the simple tensile or compressive yield stress of the material. Hunt¹ quotes 11 milligrams as the limiting load for no plastic deformation for a stylus of 1-mil radius on vinyl. Although the stylus is supported by both groove walls at low signal levels, at extreme amplitude or acceleration one wall will be taking most of the load. As this is applied at about 45° to the surface, the playing weight must be increased by $\sqrt{2}$ before yielding can commence, i.e. to about 16 milligrams. In a modulated groove the stylus is in contact not with a flat surface but with concave and convex groove walls. This would reduce the load required for yielding by a factor of 0.77 if the driving wall were convex and the trace radius approached the stylus radius. However, at high frequencies where the trace radius may be small the inertia of the pickup will be a controlling factor rather than the stiffness, so that the load will be taken entirely by the concave outer wall (Fig. 1).

As the load on the indenter (stylus) is increased beyond the elastic range, yielding occurs not at the surface but below, at a distance of about half the radius of the circle of contact. With further increase in load, deformation will gradually spread throughout the area under the indenter. Eventually,

plastic deformation of the surface will commence at the surface. With further increase in load, plastic deformation occurs over the whole of the area of contact (the condition has been termed "full plasticity") when the contact pressure is about three times the yield stress of the material. Further increase in load does not appreciably affect the contact pressure. This is the condition in normal indentation hardness testing, where the load must exceed the minimum value for full plasticity for reliable hardness readings to be obtained.

From Hunt's results, the minimum load for full plasticity is 6-10 grams with a 1-mil stylus on a vinyl surface (Hunt's Fig. 2). Many commercial pickups therefore operate in the fully plastic range, and must cause considerable damage to the groove (Fig. 2). If each groove wall were deformed equally at all parts of the waveform, this would give no distortion and would not be serious. However, as the load is not taken equally by each wall, the deformation will be unequal, giving distortion of the waveform, with a decrease of low-frequency signals (where stiffness is operative) and an increase of high frequencies (where inertia is operative). Similar effects occur due to the elastic deformation of the groove walls, but in most if not all commercial pickups the elastic effects will be small compared with the plastic. A possible method of obtaining equal deformation of both groove walls would be to play the virgin record first at twice the normal tracking weight at a very low speed, so that the pickup arm could follow the whole of the waveform with negligible lateral loads, but this would hardly be practicable.

The ideal pickup would work entirely within the elastic range (16 mgm). Although it may not be possible to construct such a pickup it might still be possible to limit plastic deformation to the interior of the material, so that the surface of the grooves is undamaged³. The limiting tracking weight would be that at which plastic deformation just commenced at the surface. Unfortunately, this point cannot as yet be calculated. Under any stress

³Barlow, D. A. *J. Audio Eng. Soc.*, Vol. 4, No. 3. July 1956.

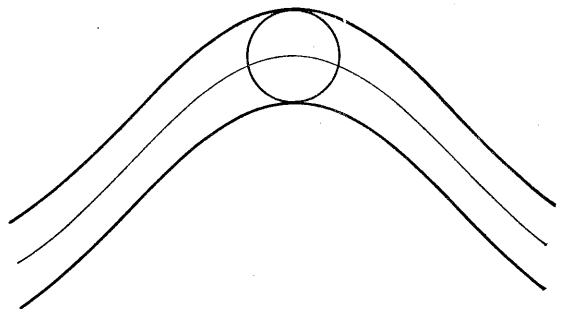


Fig. 1. Stylus supported by convex and concave groove walls.

¹Hunt, F. V. *J. Audio Eng. Soc.*, Vol. 3, No. 1, Jan. 1955.

²Davies, R. M. *Proc. Roy. Soc.*, Vol. 197, A1050. 22 June 1949

Reproduction

By D. A. BARLOW, M.Sc.

system, all materials yield according to some function of the shear stress. The shear stress contours in a material under an indenter at the moment of sub-surface yielding are shown in Fig. 3; they will vary somewhat with the Young's modulus and Poisson's ratio of the material. The shear stress at the surface is 0.33 of the shear yield stress, and is proportional to the cube of the load while the whole of the material is elastic. To obtain surface yielding therefore, the load will have to be raised by some unknown factor, probably greater than $(1/0.33)^3$, giving 0.3 gram for a flat surface, or 0.43 gram for a record groove.

As the record moves under the stylus, the system is not the same as the static indentation case so far considered. Poritsky⁴ has shown, for cylinders in contact, that the effect of an additional tangential force, as represented by friction, is to shift the point of onset of yielding nearer to the surface. The influence of stylus-groove friction would doubtless be similar and would affect yield loads, but if friction is low, as is probably the case, the effect will be small.

Scratch Tests.—Hunt's scratch tests were conducted by dragging 1-mil and 3-mil radius styli over flat vinyl surfaces. No trace was detected below about 6.7 grams for the 3-mil stylus; the corresponding load for the 1-mil stylus should be 0.75 gram, but no tracks were detected below 1.5 grams, probably because of the difficulty of detecting such very fine traces. The limiting loads for plastic deformation just to appear at the surface with a 1-mil stylus will thus be between 0.3 and 0.75 gm for a flat surface, or 0.4 and 1 gm for a pickup, say, half a gram.

Shellac Records.—From hardness tests, the yield strength of shellac is about twice that of vinyl. From cantilever loading tests, the modulus of elasticity of shellac is about three times that of vinyl. The increased yield stress is therefore more than offset by the increased modulus, giving a smaller area of contact (and hence higher stresses) for a given load. The limiting load for no plastic deformation of shellac will thus be slightly less than for vinyl (for the same size stylus). For a 2.5-mil stylus the load will be about 90 milligrams, and the corresponding load for plastic deformation to just

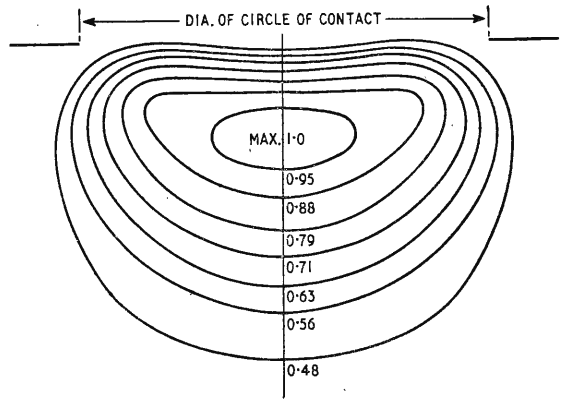


Fig. 3. Shear stress distribution in material under spherical indenter (after Davies²).

appear at the surface will be 1.75 grams. Loading tests on shellac with a 2.5-mil sapphire stylus showed tracks at less than 3 grams, corresponding to a pickup weight of about 4 grams. We may thus take the limiting load as about $2\frac{1}{2}$ grams.

It will be noted that at low loads, for a given stylus, shellac will actually be damaged more than the vinyl, but around 15 grams for a $2\frac{1}{2}$ -mil stylus the track width or damage will be similar for each material, and above this load the damage to shellac will be less—the track width will be about 0.7 of that on vinyl in the fully plastic range. Shellac is therefore the better material for the old type of heavy pickup, but vinyl will be superior for lightweight pickups. This would explain conflicting reports on the relative damage of vinyl and shellac discs. There is no technical reason why, in these days of lightweight pickups, 78 r.p.m. records should not be made in vinyl.

Deterioration on Repeated Playback.—When any material is deformed the area of contact increases, and, beyond the elastic limit, the material work hardens until it is able to support the load, unless the load is so high as to cause fracture. Once a record has been played at a given weight, provided that this is not too great, there will be no further plastic deformation on continued playback (at the same weight); the record will sound the same as at the first playing, although it may be heavily deformed, and there is no knowing what the virgin record would sound like. The claim that a certain record sounds the same after 1,000 playings as it did with the first playback does not mean that it is undamaged.

It used to be the practice of record companies to monitor the original wax or lacquer disc before plating to make the master. If the original has been damaged in this way, the final record will not sound any different for being played with a very lightweight pickup. It would be interesting to know if the record companies still monitor the original disc before plating now that the original recording is usually done on tape. If we are to take advantage

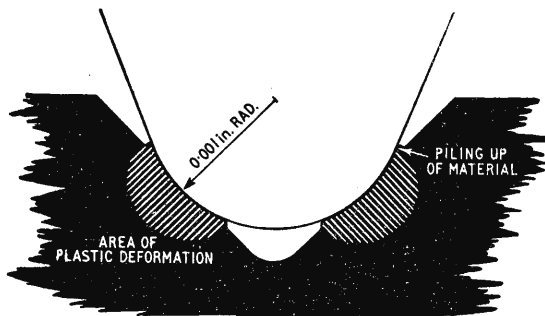


Fig. 2. Stylus-groove contact in the fully plastic range.

of very light-weight pickups which will not give plastic deformation of the surface not only must we purchase virgin records but it is essential that any monitoring at any stage during manufacture be done with equally light pickups (or with styli that are weaker than the groove walls).

Nevertheless, with heavy pickups progressive deterioration does take place on continued playback. This is due to creep and fatigue. At high stresses the material continues to deform slowly, so that on repeated replay the groove continues to be deformed slightly each time. Fatigue is the fracture of a material by varying or repeated loads at stresses lower than the static strength. As the highest stresses are sub-surface, failure will take place by sub-surface cracking, giving flaking and pitting of the groove walls. This gives the increase in noise characteristic of heavily played records. It is interesting to note that Max⁵ obtains this type of failure on repeated playback of polystyrene and occasionally vinyl records at 10 grams load with a 1-mil stylus. If there is a rest period between replays the material partly recovers, and does not fail.

Wear.—Up till now we have been discussing damage or plastic deformation of perfect surfaces, although it is often referred to as wear. Wear may be defined as the attrition of contacting surfaces due to relative sliding. The nature of friction is as follows. Under light loads no two surfaces contact at more than a few high spots or asperities, however accurately they may be finished. Local pressures at these asperities are therefore high, and ploughing, welding and shearing occur on relative motion. This is the normal mode of wear of styli. If there is no bulk surface plastic deformation of a record, the stylus is supported by the asperities, which may be stronger than the bulk material^{1,3} and will give a lower rate of frictional wear of record and stylus than a heavier pickup working in the fully plastic range, where the whole of the mating surfaces are in intimate contact. Diamond is known to give lower coefficients of friction with most materials than sapphire or cemented carbide; it might therefore be expected to give less frictional record wear.

Noise.—The noise level will depend on the tracking weight of the pickup as well as on other factors such as sensitivity for degrees of freedom other than lateral. Also Hunt¹ has pointed out that there are the following components in the noise from a gramophone record.

(1) *Surface roughness.* The grooves of modern records are very highly finished, the roughness as low as 50 A.U. (10^{-7} mm). This is as low as is obtainable on the most highly finished surfaces. In the case of shellac, the filler is of course responsible for considerable roughness, and hence noise. This can be reduced somewhat by the use of superfine fillers.

(2) *Welding and shearing of asperities.*

(3) *The associated plastic deformation.* This may also give rise to noise as plastic deformation is not a continuous process, but on a microscale, it occurs by discontinuous slip.

To reduce wear and noise, therefore, improvements can be made only to items (2) and (3), given a homogeneous record material. In addition to using a diamond stylus, the obvious method would be to use polytetrafluorethylene (p.t.f.e.) for the


record¹ or the stylus, although its yield stress and modulus may be too low. This gives low friction with all materials, but if the pickup works in the fully plastic range a coefficient of friction of only 0.04 represents welding of stylus to groove over 25% of the contact area³. This will obviously give relatively high wear and noise level, so that the situation with more readily weldable materials, such as vinyl, can well be imagined. Polyethylene usually has a lower coefficient of friction than other plastics (apart from p.t.f.e.) but its yield strength and modulus may be too low; however, Smith⁶ has used polyethylene and reports that it gives a lower noise level than vinyl. Polyethylene is said to be too expensive for records; polytetrafluorethylene would be very much more so. It would be interesting to know what proportion of the cost of a record is represented by the plastic and its processing—it has been said that the cost of producing a record pre-war was about 3½d. If so, a more expensive plastic giving lower noise level could obviously be used without appreciably increasing the cost of a record.

Other possible means of reducing friction would be the use of graphite for styli, or porous metal or ceramic impregnated with graphite, oil or p.t.f.e.

Another method of reducing wear and noise due to items (2) and (3) would be by lubrication of the record^{1,3}. For this purpose, a solution of calcium petroleum sulphonate in a light petroleum fraction has been suggested. This would be wiped on to the record immediately before each playing, the solvent evaporating and leaving an adsorbed film, only a few molecules thick, on the groove walls. This would probably give adequate boundary lubrication, and would not obscure the high frequencies. Flake graphite, as has been used in the past, would not be adsorbed on to the groove walls, and would have no effect other than to increase noise by reason of particles trapped under the stylus.

⁵Smith, O. J. M. *Audio Eng.*, Vol. 32, No. 9. Sept. 1948.


(To be continued.)



RADIO LUXEMBOURG recently brought into service two new 100-kW transmitters at Marnach, about 40 miles north of the city. The original 100-kW transmitter is being transferred to the new site from which the three transmitters will then operate in parallel on 208 m.

⁶Max, A. M. *J. Audio Eng. Soc.*, Vol. 3, No. 2. April 1955

Plug-in Counter Units, designed on the "building block" principle so that a variety of different equipments can be assembled, have been introduced by Ericsson Telephones. Several ranges of units are available, covering counting speeds from 5c/s to 200kc/s. Below 5c/s the counting is done on electro-mechanical registers. Speeds up to 350c/s are obtained on Dekatron units with cold-cathode tube coupling stages. For speeds up to 20kc/s the Dekatron units have thermionic-valve driving stages, while binary units are used for counting speeds up to



200kc/s. Also available are input, output and control units, and a 1-kc/s valve-maintained tuning fork oscillator designed for timing and tachometry applications.

R.F. Absorption Matting of unusual composition has been developed by W. H. Emerson, A. G. Sands and M. V. McDowell, for use in anechoic chambers to facilitate indoor aerial measurements at lower frequencies. It takes the form of a loosely spun mat of animal hair impregnated with rubber containing carbon black. Reflection is minimized over a wide frequency range by graduating the amount of loaded rubber applied according to the depth of the mat. A 4-inch-thick mat absorbs as low as 1,000Mc/s and an 8-inch version well below 500Mc/s. Further details in D.S.I.R. unpublished report PB114686.


Multiplex Indication System using a single pair of wires has been developed by G.E.C. for checking the operating state of equipment remote from the control point. It utilizes up to twelve transmitter units, consisting of a.f. oscillators tuned to different frequencies, situated at various points along the wires, and a cabinet containing the corresponding receiver units. Each receiver comprises a band-pass filter, amplifier, detector and relay. Thus, when a particular a.f. tone comes on the line, switched by the associated piece of equipment, the corresponding receiver relay operates and shows which transmitter is working. A feature of the system is the use of transistors, and the battery power supply will run for six months on continuous load before replacement becomes necessary. In ficating sig-

Technical Notebook

nals can be sent along wires of up to five miles in length.

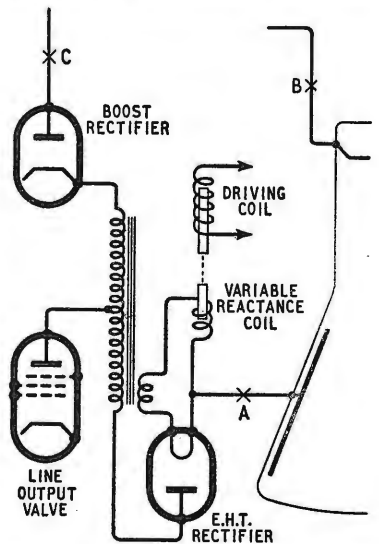
Titanium Oxide Rectifiers are being developed by A. E. Middleton, O. J. Mengali, L. R. Jackson and R. C. Sitrine to give degrees of rectification similar to selenium and germanium but permitting wider temperature variations. Films of oxide are formed on titanium conducting bases and have n-type characteristics. Point-contact rectification is obtained with tungsten, and junction rectification with copper and other metals. A junction rectifier using copper worked satisfactorily up to 280°C. Full accounts of the work are given in D.S.I.R. unpublished reports PB115426 and PB115427.

Trans-Atlantic Cable Monitoring, along the British section with bi-directional repeaters, is done by a swept frequency system using a different "marker" crystal filter in each repeater. The test signal, which sweeps through the entire carrier band in four seconds, is sent along the cable in one direction. Responses from the various filters (each on a different frequency) are frequency doubled and fed into the return channel. The timebase of the c.r.t. monitoring unit is synchronized with the frequency sweep so that the returned responses are displayed at various points along the horizontal trace—the performance of each repeater being indicated by the vertical deflection signal. A feature of the display equipment, made by Kolster-Brandes (see illustration), is a "windowing" facility which enables the operator to compare in magnified form the performance of each repeater with a reference signal.



The push-pull Y deflection output stage is arranged so that when the incoming signal falls outside certain limits (the "window"), the two valves cease to act as a normal amplifier and one of them becomes cut-off. These limits are set manually by the Y gain and shift controls.

Television E.H.T. Regulator, devised by John D. Burke, is intended partly for lengthening the life of e.h.t. rectifiers in line flyback systems and partly for increasing the possible current output and range of c.r.t. brilliance. According to Mr. Burke,




about one-fourth of service calls involve (or are exclusively for) the replacement of e.h.t. rectifiers. He maintains that breakdowns resulting from open- or short-circuited heaters or loss of cathode emission are caused by the rectifier heater growing cooler just when the picture brightness makes heavy demands for c.r.t. beam current. This appears to be inherent in the line flyback e.h.t. system. To combat the effect, the new regulator device has a coil in the rectifier's heater circuit, the reactance of which is varied by the c.r.t. beam current so that an increase of beam current causes an increase of heater current and vice versa. In one version a saturable reactor is utilized, with the beam current passing through the control winding. Another version, illus-

trated in the sketch, uses a movable armature which is pulled into a driving coil by increasing c.r.t. beam current (against the action of a spring or gravity). This armature is mechanically coupled to a movable core in the variable-reactance coil in such a way that increasing beam current reduces the reactance. The driving coil can be connected into the beam current circuit at any of the points A, B or C marked with a cross.

Fluorescent Noise Source, using a 6-watt fluorescent lamp coupled to a coaxial line, has been devised by M. Hill for monitoring purposes in radar equipments operating in the 400-Mc/s band. It is actually usable over a wide range of frequencies. Details are given in D.S.I.R. unpublished report PB118451.

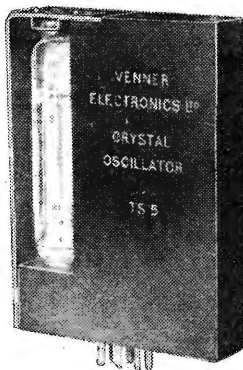
Super Elliptical Speaker, recently introduced in the U.S.A. by Rola, measures 14 inches in one direction and only 3 inches in the other. The ellipticity is accentuated in this fashion so that the speaker can be mounted at the front of a television receiver alongside the picture tube. The performance is claimed to be equivalent to that of an 8-inch circular model.

Miniature Aerial Horn, used by American broadcasting organizations in television "roving eye" microwave transmitters, makes the transmitter operator look very much like his colleague the cameraman. The broad beam of the horn aerial, compared with the parabolic "dish" normally used for this work, permits less critical sighting between the mobile transmitter and the fixed receiver. This is a distinct advantage in maintaining a good signal when the television unit is on the move and has to follow a circuitous route. The 8-inch-long horn (made by Narda) has a beam width of 20° vertically and horizontally. It



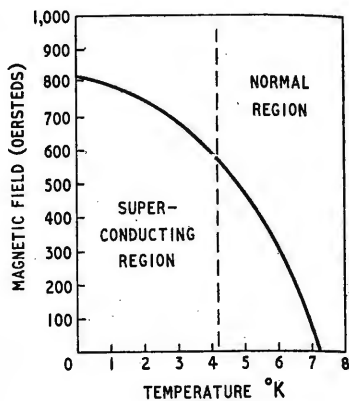
covers a frequency range of 5,850-8,200Mc/s and has a gain of 16.5db.

Transistorized Crystal Oscillator made by Venner Electronics provides two outputs, one sine-wave and the other square-wave, at a frequency of 10kc/s. The circuit is potted in synthetic resin with the




exception of the crystal, which is replaceable. Actually, two types of crystal can be used in the device, one having a zero temperature coefficient between 15°C and 20°C so that maximum accuracy is obtained at room temperature, and the other a zero temperature coefficient between 40°C and 50°C for applications where the ambient temperature is of this order. The stability of the oscillator, at about the point where the zero temperature coefficient occurs, is of the order of 3 parts in 10⁶. The supply voltage is nominally 10 but the unit will function satisfactorily with supplies from 4V to 12V. Incidentally, the oscillator can be used in conjunction with the transistorized plug-in decade counter described in our January issue.

Superconductive Computer Elements, developed by D. A. Buck and called "cryotrons," are the basis of a digital computing machine now being built by the A. D. Little company in Cambridge, Mass., U.S.A. The main advantages of the cryotron—virtually a 1-inch wire "core" carrying a small coil—are its extremely small size, simple construction and low power dissipation. In superconductivity, the resistance of a metal suddenly drops to zero when its temperature is reduced below a certain critical value (by immersion in liquid helium). The presence of a magnetic field makes this critical temperature even lower, and the graph shows how a field affects the onset of superconductivity for a "core" made of lead. Thus, a wire held at a constant low temperature can be switched between superconductivity and normal resistivity (up and down the dotted line) by means of an energizing coil—thereby providing a two-state device suitable for binary arithmetic. A flip-flop using two cryotrons is shown in the



lower diagram. If a current is established in one wire "core" it passes through the coil of the other and drives the second "core" into normal resistivity—the current continuing indefinitely because the energizing coils themselves are held permanently superconductive. Another pair of cryotrons is used to put the flip-flop into the desired state. Other circuits were published in the April, 1956, issue of *Proc.I.R.E.*, where it was stated that a digital computer using cryotrons might be built into a 1-ft cube—excluding the refrigeration plant, of course!

Printed Matrix Store.—The accompanying picture shows the small size of the new RCA storage device based on the magnetic-cell principle which



was described in our February issue (p. 80). The unit stores 2,560 binary digits in a volume of only 2 cubic inches.

Unpublished Reports mentioned above come from various sources but can be obtained from the Technical Information and Documents Unit of the Department of Scientific and Industrial Research, 15, Regent Street, London, S.W.1.

LETTERS TO THE EDITOR

The Editor does not necessarily endorse the opinions expressed by his correspondents

Colour Television Pitfalls

WHILST agreeing with the spirit of your editorial in the March issue, there are two comments with which I find myself in disagreement: (1) I do not believe it is true to say that the N.T.S.C. system was planned basically for use with the three-gun shadow mask tube, nor is tied to that tube. The system only assumes simultaneous presentation of the red, blue and green components of coloured picture elements and, of course, can be used with several forms of display device (the right one not yet apparently thought of!). (2) The argument for compatibility that "a colour service would be economically impossible . . . unless it were receivable on existing black and white receivers," is, I think, misleading. If the public wished to see the transmissions in colour they would have to buy new colour television receivers. The cost of these receivers would be negligibly affected, *whether or not* they were designed to work on a compatible transmission system; i.e., compatibility does not materially affect economy from purely the receiver point of view.

As I see it, economies of compatibility relate almost entirely to the *transmission* side (for which, admittedly, we, as receiver owners, would have to pay indirectly). Apart from the fact that economy of "channel space" is an important consideration (i.e., a compatible system uses existing channels), there is also the fact that existing r.f. outlets—transmitters and aerials—can be used with very little modification. So also can long-distance cable and radio links.

Studio equipment, colour cameras and the like would mean fresh capital expenditure whether the system was compatible or not and would not influence the argument greatly one way or the other.

Having had a good deal of practical field experience of the difficulties with multipath distortion, fading, long-distance interference and other effects on present television and V.H.F. sound reception, I have lately been given to speculating whether it would not be a good idea to confine colour transmission to an almost completely "wired" system (i.e., co-ax run by the G.P.O.!). This would avoid the "ether-space" and many other problems and leave us free to optimize the system, at the same time giving reception free from defects of radiated transmission. Thinly populated areas could be catered for by radiation from Band IV low power relay stations.

Concerning "Cathode Ray's" and "Diallist's" conflicting opinions on the use of "monochrome," I agree with "Cathode Ray" that this is not the best word to use, but I can see nothing wrong with the word *achromatic* which—in the dictionary—is defined as "without colour." (By the way, grey is generally looked upon as achromatic as it is low intensity "white.")

Clacton-on-Sea.

D. W. HEIGHTMAN.

Etymological Inexactitude?

IT seems to me that, in their counter-attacks, "Free Grid" and "Diallist" have condemned themselves out of their own pens.

"Diallist" agrees that white is a combination of all the colours of the spectrum, but argues that television "white" is a very pale grey, which he appears to suppose is fundamentally different. If so, I can only refer him to a reliable work on colour. He would have had a better case if he had made use of the fact that many sets' "whites" have a pronounced bluish tinge, but even so the spectral spread is pretty wide.

Both he and "Free Grid," whom I had long regarded as sound on etymology, take my breath away with their comments on "panchrome." Did the "fellow with little Latin and less Greek" also compile every reputable English dictionary, from the O.E.D. downwards?

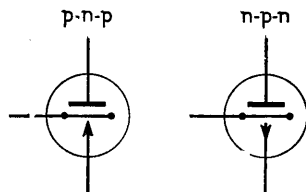
"Free Grid" says he has "by far the stronger case" in asserting that the word "data" is singular. I should advise him to get measured for a larger size in hats, since he appears to know better than such authorities as the "Shorter Oxford English Dictionary," Eric Partridge, Sir Ernest Gowers, and H. W. Fowler.

It should take more than the misguided practice of some of the people in one small branch of knowledge expressed in English to enthroned an upstart solecism as a new accepted usage. "CATHODE RAY."

Transistor Symbols

IN your March issue, James Franklin confessed to an unconscious plagiarism of a transistor symbol that we have used. This we take as flattery. We have recently adopted the "open" type of symbol from the book by Lo, Endres, *et al.* which was mentioned by "Cathode Ray" in your April issue as his personal preference (see accompanying sketch).

National Physical Laboratory, D. L. A. BARBER.
Teddington, Middx. W. T. BANE.



Beat Interference

IT is well known that since Winter Hill opened for service on Channel 9, Band III, reception of the Croydon I.T.A. station is often marred by co-channel interference in certain areas. My own observations show that when this interference is visible there is sometimes a pulsating variation of mean brightness level. This may or may not be accompanied by the more usual brightening of groups of lines, giving an impression of line pairing.

When the two stations radiate similar programme material a ghost or ghosts may also appear, depending on the intensity of the Winter Hill signal at this extreme range. When programme material is dissimilar—the "commercials," for example—the ghost(s) give place to two entirely different pictures, one usually weaker than the other.

The pulsating lightening and darkening of the picture experienced here at times is not unlike the conditions related by your contributor in the March issue, James P. Grant. I am therefore led to believe that his trouble could be a form of this co-channel interference. In support of this view, I notice that a line connecting this town with Winter Hill passes through Croydon; similarly, a line from Cawsand and Kingsand to Holme Moss would pass through Hessary Tor.

These two latter stations share Channel 2, Band I, and, I believe, always radiate the same programme material. The trouble, says Mr. Grant, is always present when Hessary Tor is transmitting, but then so is Holme Moss transmitting at those times. He also says there is no recorded signal in the band when Hessary Tor is silent, but again, Holme Moss would also be off the air at those times.

As Mr. Grant seems to have secured the active co-operation of the B.B.C. in investigating his problem,

could he not prevail upon them to cut the Holme Moss carrier for a while during a morning or afternoon test transmission period, so that the effect on his reception could be observed. On the assumption that this has not been tried, it might give a lead, if not an answer.

St. Leonards-on-Sea. W. E. THOMPSON.

Peak or R.M.S.?

IN your March issue Thomas G. Ward wonders whether recording equipment makers use peak reading meters for their quoted data.

Partly as the result of pioneer work by Stuart Ballantine, for over twenty years virtually all audio measure-

ments in the U.S.A. have been made by average-reading meters, sine-wave-calibrated in equivalent r.m.s. voltage. This revolution was born of the discovery that amplifier-type average-reading vacuum-tube voltmeters had better linearity and much more sensitivity than the peak-reading type, and infinitely more stability than the r.m.s. vacuum-tube meter. "R.M.S." has become an obsolete cliché.

Today, such average-reading meters are universally used for recording tape and recorder measurement, as well as for virtually all other audio measurements. Since most models are good to several hundred kc/s, and some are accurate up to 4 or 5 Mc/s, they have also seen much r.f. use as well.

Audio Instrument Company, Inc., C. J. LeBEL.
New York, U.S.A.

EXHIBITORS AT THE I.E.A. SHOW

AS its title implies, the Instruments, Electronics and Automation Exhibition (Olympia, May 7th to 17th) will include a considerable amount of equipment of interest to *Wireless World* readers. The show is promoted by five associations, among them the Scientific Instrument Manufacturers' Association and the British Electrical and Allied Manufacturers' Association. Although officially the radio and electronics industry is not represented, there are among the 200 exhibitors a considerable number (see below) of manufacturers in the industry, or whose products are used extensively in the manufacture of radio and electronic equipment.

A conference will be run in conjunction with the exhibition, for which tickets will be obtainable at the show. Each day will be devoted to a specific aspect of the industries covered by the exhibition—automation (8th), nuclear (9th), education (10th), medical (13th), industrial (14th), computer (15th), communications and navigation (16th). The morning session (from 11.0) will be devoted to a general review of the day's subject, whilst more specific techniques and applications will be covered in the afternoon session (from 3.0). Some of the papers are listed below.

The exhibition opens daily (except Sunday) at 10.0, and closes at 6.0 except on the 10th and 15th, when it is open until 9.0. Admission, 2s 6d.

Name	Stand No.	Name	Stand No.
Advance Components	934	Fleming Radio	103A
Aircraft-Marine Products	936	Foxboro-Yoxall	409
Airmec	408	G.E.C.	406
Associated Automation	510	General Radiological	703
Automatic Coil Winder (AVO)	942A	Hilger & Watts	402
B.T.H.	309	Honeywell-Brown	410
Baird & Tatlock	515	Hunt (Capacitors)	922
Baldwin Instrument Co.	933	Kelvin & Hughes	310
Belling & Lee	938	Labgear	501
Bonochord	711	Lancashire Dynamo Electronic Products	303
British Physical Laboratories	205	Langley	914
Brown, S. G.	704	Livingston Laboratories	600
Cambridge Instrument Co.	601	Magnetic Devices	706
Casella (Electronics)	412	Mallory Batteries	944
Cass & Phillip	945	Marconi Instruments	504
Cathodeon	501	Measuring Instruments (Pullin)	925
Cawkill, A. E.	716	Metropolitan-Vickers	401
Cinema-Television	913	Microcell	707
Cooke, Troughton & Simms	806	Millett Levens	921
Cossor	407	Minerva Detector Co.	930
Crompton Parkinson	408	Ministry of Supply	909
Croydon Precision Inst. Co.	947	Morganite Resistors	927
D.S.I.R.	502	Muirhead	901
Dawe Instruments	939	Mullard	305 & 801
De La Rue	209	Murphy Radio	703
Donvin Instruments	925	N.S.F.	919
Dublier	908	Nagard	216
Ekco Electronics	505	Nalder Bros. & Thompson	603
Elcontrol	918	Nash & Thompson	105
Electro Methods	904	National Cash Register Co.	311
Electrofit Meters Co.	510	Nicholson, W. B. (Scientific Inst.)	515
Electronic Engineering	206	Painton & Co.	211
Electronic Instruments	930	Phillips Electrical	910
Electrothermal Engineering	300	Plannair	604
Elliott Brothers	411	Power Controls	706
E.M.I. Electronics	404	Pullin, R. B. & Co.	925
English Electric Valve Co.	107	Pye, W. G. & Co.	501
Ericsson Telephones	613		
Evans Electroelenium	200		
Evershed & Vignoles	405		

Name	Stand No.
Racal Engineering	932
Radiovisor Parent	923
Robinson, F. C. & Partners	212

S.T.C.	307
Servomex Controls	900
Short Brothers & Harland	106
Siemens-Ediswan	507
Sifam Electrical Instrument Co.	808
Simmonds Aerocessories	903
Smiths Industrial Instruments	929
Society of Instrument Technology	101
Solartron	503
Southern Instruments	100
Sperry Gyroscope Co.	203
Sunvic Controls	506

T.C.C.	602
Telephone Manufacturing Co.	201
Turner Electrical Instruments	937
20th Century Electronics	946

Unicam Instruments	501
--------------------	-----

Victoria Instruments	925
----------------------	-----

Wayne Kerr Laboratories	304
<i>Wireless World</i> and <i>Electronic & Radio Engineer</i>	941

Some Conference Papers

- 8th. "Computer controlled machine tools" by J. N. Toothill (Ferranti). "Electronically controlled machine tools" by C. A. Sparkes (H. W. Kearns & Co.).
- 9th. "The place of analogue computers in reactor control" by J. Walker (Atomic Energy Authority).
- 10th. "The technologist—his training and reward" by Dr. G. L. D'Ombrain (Battersea Polytechnic). "Training for research" by Dr. J. Thompson (Scientific Instrument Research Association).
- 13th. "Electronic instruments for clinical tests with radioactive isotopes" by N. Veall (Guy's Hospital) and E. W. Pulsford (Atomic Energy Authority).
- 14th. "Instrumentation in the textile industries" by J. E. Fielden (Fielden Research).
- 15th. "The electronic office" by Sir Walter Puckey. "Production control procedures using a computer" by J. W. Grant (British Tabulating Machine Co.). "Electronics in banking" by L. Temple (Lloyds Bank).
- 16th. "Communications and the future" by Sir Gordon Radley. "Recent developments in marine radar" by A. L. P. Milwright (Royal Naval Scientific Service). "Air navigation" by T. G. Thorne (Radar Research Establishment).

Limiters and Discriminators for F.M. Receivers

3 (cont'd)—Practical Ratio Detector Circuits :

By G. G. JOHNSTONE, B.Sc.*

Comparison of Foster-Seeley and Ratio Detectors

TO extend the treatment to a practical ratio detector we shall next consider the case when the parallel resistance of the tuned secondary circuit R_s is not infinite.

As before, the fundamental-frequency currents (I_{ac}) flowing through the diodes are equal in magnitude, and the current in each diode is in phase with its applied voltage. Additionally, the current flowing through the resistive components $R_s/2$ are also in phase with the applied voltage. These currents are given by $2E_1/R_s$ and $2E_2/R_s$ respectively. The equations relating the magnitude of the currents flowing must thus be modified as follows:

$$(I/2)^2 = E_1^2 Y_1^2 + (I_{ac} + 2E_1/R_s)^2$$

$$(I/2)^2 = E_2^2 Y_2^2 + (I_{ac} + 2E_2/R_s)^2$$

where Y_1 and Y_2 have the same meaning as formerly, i.e. they are the admittances of the reactive elements of the tuned circuits. Inserting the values for Y_1 and Y_2 and writing $g_s = 1/R_s$

$$E_1^2 [4C_s(\Delta\omega - \Delta\Omega)^2 - E_2[4C_s(\Delta\omega + \Delta\Omega)^2 + 4I_{ac} g_s(E_1 - E_2) + 4g_s^2(E_1^2 - E_2^2)] = 0$$

As the diode rectification efficiency is assumed 100 per cent, $E_1 = E_b + E$ and $E_2 = E_b - E$, where E is the a.f. output voltage.

Combining the expressions above gives

$$\frac{E}{E_b} = \frac{-\Delta\omega}{\Delta\Omega} \times \frac{1}{1 + (E/E_b)^2}$$

$$1 + (g_s^2/4C_s^2\Delta\Omega^2) + I_{ac}g_s/(8C_s^2\Delta\Omega^2E_b) + (\Delta\omega/\Omega\Delta)^2$$

In this expression, we can replace I_{ac} by $2I_{dc}$, and we can simplify the expression appreciably for initial examination by restricting consideration to the region where $\Delta\omega/\Delta\Omega$ is appreciably less than unity, i.e. to the working region near the centre frequency. The expression for E then becomes

$$E = -E_b \frac{\Delta\omega}{\Delta\Omega} \times \frac{1}{1 + g_s^2/(4C_s^2\Delta\Omega^2) + g_s I_{dc}/(4C_s^2\Delta\Omega^2 E_b)}$$

To a first degree of approximation therefore, the output is linearly proportional to the frequency of the input signal. However, it can be shown analytically that if the input current (I) increases, then so does the direct current in the load, I_{dc} . This is apparent also from an inspection of the circuit. Thus we can draw the important conclusion that the audio output voltage decreases, as the input current in-

creases, and conversely. In this form the circuit is over-compensated. An examination of the expression above suggests a way out of this difficulty. If only part of the load voltage is "stabilized," i.e. shunted by a large capacitor, E_b will be no longer constant, and variations of numerator and denominator may be made to cancel. If a resistor R_m is inserted in series with each "battery" as shown in Fig. 10, R_L becomes $R_m + R'_L$, where R'_L is the resistance shunted by the large-value capacitor. E_b in the foregoing expressions must then be replaced by $E_b' + R_m I_{dc}$, where E_b' is the new battery voltage, i.e. that developed across R'_L , no longer equal to the total load voltage. Inserting this value for E_b' in the expression above gives

$$E = -E_b' \frac{\Delta\omega}{\Delta\Omega} \times$$

$$\frac{1 + R_m I_{dc}/E_b'}{(1 + g_s^2/4C_s^2\Delta\Omega^2) [1 + g_s I_{dc}/(g_s^2 + 4C_s^2\Delta\Omega^2)E_b']}$$

The factor $1/E_b$ in the denominator can also be replaced by $1/E_b'(1 + R_m I_{dc}/E_b')$, and provided the voltage $R_m I_{dc}$ is small compared with E_b' , this can then be replaced by the first two terms of the series expansion, viz.

$$\frac{1}{E_b'(1 + R_m I_{dc}/E_b')} = \frac{1}{E_b'} (1 - R_m I_{dc}/E_b')$$

Then

$$E = \frac{-E_b'(1 + R_m I_{dc}/E_b') (\Delta\omega/\Delta\Omega)}{\{1 + g_s^2/4C_s^2\Delta\Omega^2\} \left[1 + \frac{g_s I_{dc}(1 - R_m I_{dc}/E_b')}{E_b'(g_s^2 + 4C_s^2\Delta\Omega^2)} \right]}$$

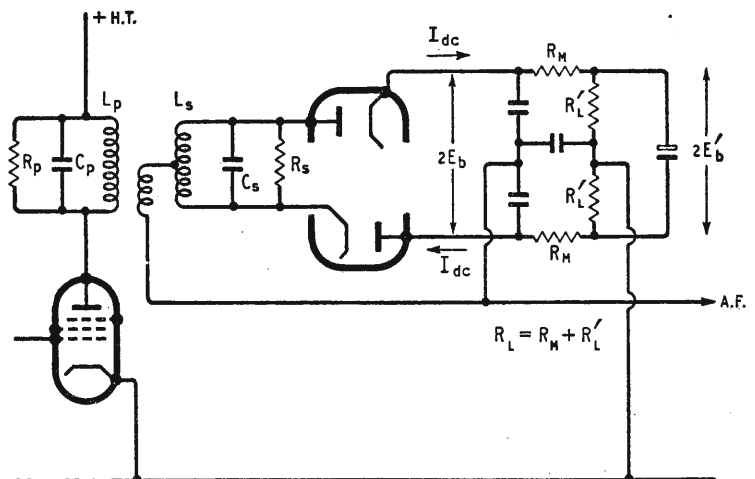


Fig. 10. Ratio detector with resistors R_m to improve a.m. suppression.

* B.B.C. Engineering Training Department.

The output E is independent of I_{dc} to a good degree of approximation if

$$R_m = g_s(1 - R_m I_{dc}/E_b') / (g_s^2 + 4C_s^2 \Delta\Omega^2)$$

$$\text{i.e. } R_m = \frac{g_s}{g_s^2 + 4C_s^2 \Delta\Omega^2} \cdot \frac{1}{1 + g_s I_{dc}/\{E_b'(g_s^2 + 4C_s^2 \Delta\Omega^2)\}}$$

$$= \frac{g_s}{g_s^2 + 4C_s^2 \Delta\Omega^2 + g_s I_{dc}/E_b'}$$

This expression can be simplified by introducing the undamped Q value of the secondary circuit $Q_s = R_s \omega_0 C_s = \omega_0 C_s / g_s$. Then

$$R_m = R_s / \{1 + (2Q_s \Delta F / f_0)^2 + R_s I_{dc} / E_b'\}$$

This expression shows that complete a.m. rejection cannot be achieved, since the optimum value of R_m depends on I_{dc} , which varies during the a.m. cycle. We can make the output due to a.m. zero over a limited range about a selected value of I_{dc} . It is usual to do this about the working point, when E_b'/I_{dc} is equal to R_L' , the resistance in parallel with the stabilizing capacitor. Then

$$R_m = R_m \text{ opt} = R_s / \{1 + (2Q_s \Delta F / f_0)^2 + R_s / R_L'\}$$

The effect of varying R_m whilst the total diode load remains constant is shown in Fig. 11, which shows how the output varies with an a.m. input when the signal frequency is constant at a value near the centre frequency. The value of R_m is expressed in terms of $U = R_m / R_L'$, where $R_L' = R_L' + R_m$. The factor U is equal to the fraction of the output voltage which is not stabilized. The optimum value of U corresponding to $R_m \text{ opt}$ calculated above is designated U_{opt} .

At this point it is convenient to introduce the "a.m. suppression ratio." This is a measure of the effectiveness of a f.m. detector in rejecting a.m. of the input signal. It is the ratio of the a.f. output due to f.m. to that due to a.m. when the input signal is modulated equally in depth by a.m. and f.m. The value of modulation depth employed is usually

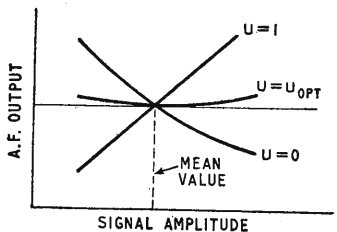


Fig. 11. Showing variation of a.f. output with input signal amplitude for a fixed frequency input signal (Δf small).

30 or 40 per cent. Different frequencies are usually employed for the a.m. and f.m. components to facilitate measurement. Typical values for these frequencies are 100 c/s for the f.m. component, and 2 kc/s for the a.m. component. In a practical ratio detector the a.m. suppression ratio is between 20 and 30 db.

If now we return to the full expression derived earlier for E the a.f. output voltage, we can evaluate the distortion terms in the output. Substituting for the value of E_b' leads to the following expression for the a.f. output voltage E expressed as a fraction of E_b'

$$y = -Ax \frac{1 + B^2 y^2}{1 + ABx^2}$$

where $y = E/E_b'$

$$x = \Delta\omega / \Delta\Omega = \Delta f / \Delta F$$

$$A = (2Q_s \Delta F / f_0)^2 / \{1 + (2Q_s \Delta F / f_0)^2\}$$

$B = R_L' / (R_L' + R_m)$. This is the fraction of the direct voltage at the diode output "stabilized" by

the electrolytic capacitor, and is equal to E_b'/E_b . If the graph of y against x is plotted, it has the form shown in Fig. 12 for the portion of the curve in which we are interested.

The expression for y can be expanded as a power series, giving

$$y = E/E_b' = d_1(\Delta f / \Delta F) + d_3(\Delta f / \Delta F)^3 + \dots$$

where $d_1 = -A$
and $d_3 = A^2 B (1 - AB)$

In order to use this expression to determine distortion terms, the value of ΔF must be known. Except for the special case of R_s infinite, this is not equal to the half-bandwidth (ΔF_p) measured to the turn-over point of the practical characteristic. However, in the process of deriving the expansion above, it emerges that the turn-over points of the characteristics occur at the values given by $x_p^2 = 1/AB$. As A and B are both less than unity, the measured half-bandwidth ΔF_p is greater than ΔF . In a practical circuit, if the measured half-bandwidth is found, ΔF can be found from

$$\Delta F = \Delta F_p \sqrt{AB}$$

The value of B can be calculated from the circuit constants. The value of A depends up ΔF , and hence requires a knowledge of the answer. However, ΔF can be found by successive approximations if the value of ΔF_p is used instead of ΔF to calculate A. This gives an approximate value of ΔF , which can be used to determine A more accurately, and so on. In fact, the error introduced by using the first approximation only is generally small.

Alternatively, the value of ΔF can be calculated from a knowledge of circuit values. Thus the resonance frequencies of the two tuned circuits are given by $1/2\pi\sqrt{(1 + M/2L_p)L_s C_s}$ and $1/2\pi\sqrt{(1 - M/2L_p)L_s C_s}$ respectively. From these expressions $\Delta F / f_0 = M/4L_p$, whence

$$\Delta F = M f_0 / 4L_p$$

If a tertiary winding or tapped primary circuit is employed, then L_p must be replaced by $a^2 L_p$, and M by aM , giving

$$\Delta F = M f_0 / 4aL_p$$

The expression for the output voltage is given in terms of E_b' and ΔF . If it is required to determine the sensitivity of the circuit, we require an expression relating E_b' to I_{in} . With a tertiary winding or tapped primary circuit, the equivalent circuit must be drawn with L_p replaced by $a^2 L_p$, C_p by C_p/a^2 , R_p by $a^2 R_p$ and I_{in} by I_{in}/a . We shall consider the signal frequency to be near the centre frequency. We can then ignore the effect of the reactive components of the tuned circuit connected between terminals 1 and 2 of the equivalent circuit. The dynamic resistance of this tuned circuit (R') is that which in parallel with $R_s/4$ is equal to $a^2 R_p$ (see Part 1), i.e.

$$\frac{1}{R'} + \frac{4}{R_s} = \frac{1}{a^2 R_p}$$

The impedance presented at the centre tap of the transformer T by the two tuned circuits and diode loads can be shown by an extension of the argument employed earlier to be

$$R_1 = \left(\frac{R_D}{4} \right) / \{1 + (2Q_w \Delta F / f_0)^2\}$$

where $R_D/2$ is equal to $R_L/2$ in parallel with $R_s/2$, i.e. the total damping applied to each of the two tuned circuits considered previously. The current flowing

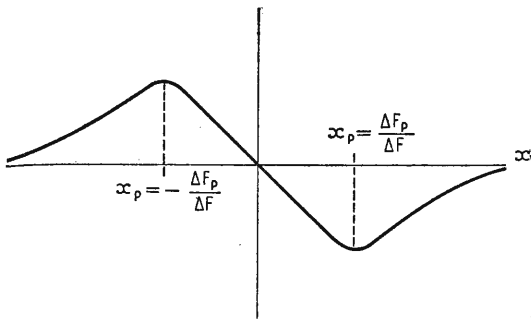


Fig. 12. Showing variations of output ($y = E/E_b'$) against input signal frequency ($x = \Delta f/\Delta F$).

to the centre tap of the transformer T is then given by

$$I = \frac{I_{in}}{a} \frac{R'}{R_1 + R'}$$

The power delivered to the centre tap of the transformer is thus

$$P_{in} = \frac{1}{2} I^2 R_1 = \frac{1}{2} \left(\frac{I_{in}}{a} \frac{R'}{R_1 + R'} \right)^2 R_1$$

This power appears in the diode load circuit and in the dynamic resistances ($R_s/2$) of the two tuned circuits. Near the centre frequency, the voltage across each dynamic resistance is approximately E_b , and hence the power dissipated in each resistance is $\frac{1}{2} E_b^2 / (R_s/2)$. The power in each diode load is E_b^2 / R_L , and hence

$$\frac{2E_b^2}{R_L} + \frac{2E_b^2}{R_s} = \frac{1}{2} \frac{I_{in}^2}{a^2} \frac{R'^2}{(R_1 + R')^2} R_1$$

But $\frac{2}{R_L} + \frac{2}{R_s} = \frac{2}{R_D}$

$$E_b^2 = \frac{1}{4} \frac{I_{in}^2}{a^2} \frac{R'^2}{(R_1 + R')^2} R_1 R_D$$

$$E_b = \frac{1}{2} \frac{I_{in}}{a} \frac{R'}{R_1 + R'} \sqrt{R_1 R_D}$$

This expression has its maximum value when $a = a_{opt}$; this value of a is given by

$$1/a^2_{opt} = R_p \{1/R_1 - 4/R_s\}$$

Using this value for a , and $E_b' = E_b R_L / R_D$, gives the maximum value for $E_b' = E_b'_{max}$

$$E_b'_{max} = \frac{1}{4} \frac{R_L'}{R_L} I_{in} \sqrt{R_p R_D / \{1 - (4R_1/R_s)\}}$$

If as is usual, $R_s/4$ appreciably greater than R_1 , then

$$E_b'_{max} \approx \frac{1}{4} \frac{R_L'}{R_L} I_{in} \sqrt{R_p R_D}$$

and $a^2_{opt} \approx R_1/R_p$

Near the centre frequency, the a.f. output voltage is given approximately by

$$E = -A E_b' \Delta f / \Delta F$$

For maximum sensitivity, E_b' should be large and ΔF small. For E_b' to be large R_p and R_D should be large. However, as we shall show next, the condition for good "downward" a.m. handling capacity requires R_D small. Thus a practical design represents a compromise between these requirements.

To complete the investigation of the circuit, we shall evaluate the maximum "downward" a.m. handling capacity. With no a.m. present, the relationship between the peak value of the r.f. input

current to each of the tuned circuits ($I/2$), when the signal frequency is near the centre frequency, is given by

$$(I/2)^2 = E_b^2 (16C_s^2 \Delta \Omega^2 + 4/R_D^2) = E_b^2 16C_s^2 \Delta \Omega^2 \{1 + 1/(2Q_w \Delta F/f_o)^2\}$$

When the diode current falls to zero, the value of the r.f. input current ($I/2$) is given by

$$(I/2)^2 = E_b'^2 16C_s^2 \Delta \Omega^2 \{1 + 1/(2Q_s \Delta F/f_o)^2\}$$

whence

$$m_{max} = 1 - I'/I = 1 - \frac{E_b'}{E_b} \sqrt{\frac{1 + 1/(2Q_s \Delta F/f_o)^2}{1 + 1/(2Q_w \Delta F/f_o)^2}} = 1 - \frac{R_L'}{R_L} \sqrt{\frac{1 + 1/(2Q_s \Delta F/f_o)^2}{1 + 1/(2Q_w \Delta F/f_o)^2}}$$

If $2Q_s \Delta F/f_o$ is large, the expression simplifies to one similar to that given earlier for the case of R_s infinite.

The value of m_{max} calculated above ignores the effect of the primary circuit, and in general this is not negligible. To evaluate this, consider the input impedance presented at the centre tap of the transformer T of the equivalent circuit. With no a.m. present, this is

$$R_1 = (R_D/4) / \{1 + 2Q_w \Delta F/f_o\}^2$$

Similarly, the impedance when the diode current falls to zero is

$$R_2 = (R_s/4) / \{1 + (2Q_s \Delta F/f_o)^2\}$$

If the values of R_1 and R_2 differ, then m_{max} is modified. This happens because the proportion of the input current (I_{in}/a) fed to the centre tap of the transformer T differs in the two cases. The effective impedance R' of the current source was shown earlier to be

$$1/R' = 1/a^2 R_p - 4/R_s$$

Thus the proportion of the input current flowing to the centre tap when no a.m. is present is given by

$$I = \frac{I_{in}}{a} \frac{R'}{R_1 + R'}$$

and when the diode current falls to zero by

$$I' = \frac{I_{in}'}{a} \frac{R'}{R_2 + R'}$$

Thus m_{max} is changed from the value calculated above to

$$m'_{max} = 1 - \frac{I_{in}'}{I_{in}} = 1 - \frac{I'R' + R_2}{I'R' + R_1} = 1 - \frac{R' + R_2}{R' + R_1} \frac{R_L'}{R_L} \sqrt{\frac{1 + 1/(2Q_s \Delta F/f_o)^2}{1 + 1/(2Q_w \Delta F/f_o)^2}}$$

Ratio Detector with Practical Diodes.—The analysis of the circuit operation with practical diodes, i.e. those with a rectification efficiency of less than 100 per cent is very complex, because the direct current component in the diode I_{dc} is no longer equal to half the peak value of the fundamental frequency a.c. component I_{ac} . If the diode efficiency is high, however, the assumption that $I_{dc} = \frac{1}{2} I_{ac}$ may still be made with fair accuracy. The diode itself must then be regarded as a perfect diode in series with a resistor R_{di} . This resistance then forms part of the resistance R_m calculated earlier, and represents a minimum value below which R_m cannot fall. To calculate its value, we may note that given an input peak voltage E the "perfect" diode delivers an output voltage E . A fraction of this voltage, ηE , appears across the true load resistance R_L , where η is the diode rectification efficiency.

The remainder of the voltage $(1-\eta) E$, appears across the fictitious resistor R_{di} . Hence

$$\eta \frac{E}{R_L} = \frac{1-\eta}{R_{di}} E$$

$$R_{di} = \frac{1-\eta}{\eta} R_L$$

It is the fact that η varies with the input signal level which limits the useful range of input signal levels which the detector can handle satisfactorily.

Normally, η tends to a constant value as the input signal increases, and the circuit constants are adjusted for this value of η . At low input signal levels, however, η decreases appreciably, and the a.m. suppression ratio is seriously impaired. Thus there is a lower limit of input signal which the detector can handle satisfactorily. It is apparent that, for best performance high-efficiency diodes should be employed.

Unbalanced Effects.—In the presence of amplitude modulation, a ratio detector exhibits an "unbalance effect." This is an output due to the a.m. which is constant at all frequencies in the working range. This effect has a number of causes, which are not indicated by the preceding analysis because of the simplifying assumptions made. The causes include variations of diode input capacitance with signal amplitude, the finite impedance of the tuned circuits to harmonics of the current flowing in the diodes, and inadequate decoupling of the diode loads at r.f. The last cause produces an effect which opposes that due to the first, and hence some reduction of the a.m. output may be obtained by using relatively small decoupling capacitors. The second cause can be minimized by using a large value of secondary circuit tuning capacitance. This tends to

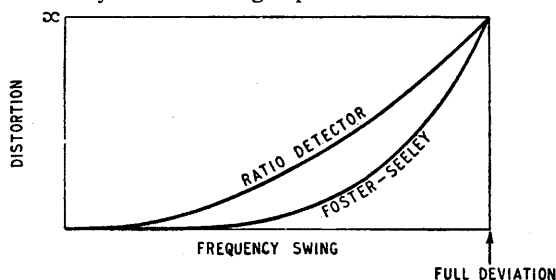


Fig. 13. Showing how distortion varies for ratio detector and Foster-Seeley circuits having equal distortion at full deviation.

produce low values of R_{di} , the dynamic resistance, and hence tends to lead to low sensitivity. A compromise is thus necessary, and a value of 50pF is usually employed. The a.m. output can, however, most easily be reduced by unbalancing the two diode-load circuit resistors, R_m . The foregoing analysis suggests that these should be equal; if, however, their sum is kept constant, while they are altered individually, substantial reduction of the a.m. output is then obtained.

Time Constant of Load Circuit.—The foregoing analysis was based upon the assumption that the time constant of the load circuit was very large, so that the load circuit could be replaced by a battery for the purposes of analysis. Unfortunately, if the time constant of the circuit is made very large, the tuning characteristics of the receiver are affected. The receiver then behaves like a conventional a.m.

receiver in which the a.g.c. time constant is too long; there is an appreciable lag between adjustment of the tuning control and the return to stable operating conditions. The tuning has then to be adjusted very slowly. To avoid this effect, the load time-constant has to be shorter than is desirable. In practice a compromise value of time constant of the order of 0.1 to 0.2 seconds is usually employed. Such a circuit ceases to behave like a constant-voltage battery when the input is varying at a slow rate, and there is a slow variation of the output signal in accordance with the signal variation. This is especially noticeable if "flutter" due to signal reflections from an aircraft occurs. This flutter generally begins to be noticeable when the flutter rate is about 0.5 c/s; the flutter rate increases, as does also the amplitude of the "flutter," until the flutter rate rises to a value when the load time-constant is sufficient to suppress the variations. To counter this effect, an effective fast-acting a.g.c. system is required. A suitable control voltage is available from the load circuit itself, and this is usually employed. The a.g.c. system also has the desirable effect of equalizing the audio output from input signals of unequal amplitude.

Variants of the Ratio Detector Circuit.—A number of variants of the ratio detector circuit have been described from time to time. The most common of these employ two tuned circuits instead of the phase-difference transformer. Two such circuits, shown in Figs. 14 and 15, are described by Paananen. In the circuit of Fig. 14, two tuned circuits are driven from two valves with the input grids connected in parallel, to supply equal currents to the tuned circuits. A battery is employed instead of the self-biasing circuit. In the circuit of Fig. 15, a low impedance source (a cathode follower) is used to drive two series-tuned circuits; the "battery" voltage is provided by the cathode bias of the cathode follower. This circuit may be described as the dual of that of Fig. 14, in that a constant voltage is fed to two series-tuned circuits instead of a constant current to two parallel-tuned circuits.

Comparison of the Foster-Seeley and Ratio Detector Circuits

A comparison of these two circuits depends critically upon the requirements of the detector in a receiver. These may be stated as (a) low distortion (b) good "downward" a.m. handling capacity (c) good a.m. suppression ratio (d) driving voltage required and (e) wide-band characteristics. On the score of low distortion, the Foster-Seeley circuit is better than a ratio detector of comparable bandwidth, although not necessarily better than a wide-band ratio detector.

The two circuits differ appreciably in the way in which the distortion varies with the signal frequency swing. In the Foster-Seeley circuit, the distortion at optimum adjustment increases with the fourth power of the swing; in the ratio detector it increases with the square of the swing. Thus if both circuits are adjusted to give equal amounts of third-harmonic distortion at full deviation, their characteristics at smaller frequency swings will be different. This is shown in Fig. 13.

In respect of "downward" a.m. handling capacity, the two are not strictly comparable, since in the Foster-Seeley circuit this maximum "downward"

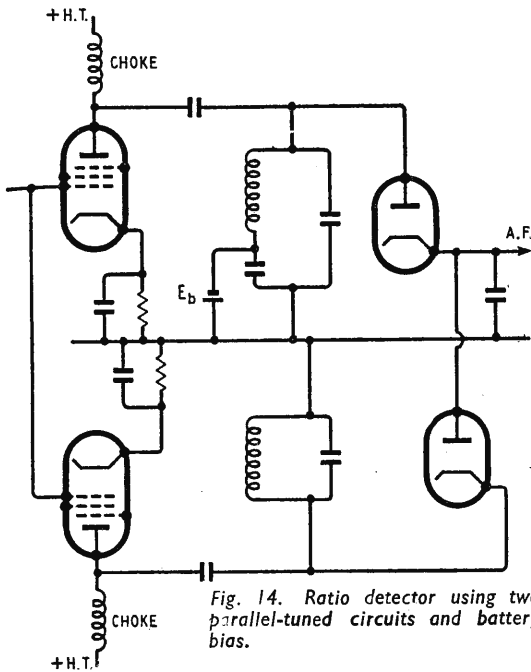


Fig. 14. Ratio detector using two parallel-tuned circuits and battery bias.

a.m. handling capacity is proportional to the amount by which the input signal exceeds the "threshold" input required by the limiter. In the ratio detector, the maximum "downward" a.m. handling capacity is a fixed quantity. In general a detector should be capable of handling "downward" modulation of the order of 50 per cent, and both circuits can normally achieve this.

The a.m. suppression ratio required in a receiver depends upon the type of interference encountered. To deal satisfactorily with all types of interference a ratio of 35-40 dB would appear to be necessary. The Foster-Seeley circuit preceded by a limiter has a ratio of the order of 40 dB. The ratio detector, in practice, appears to have a ratio of the order of 20-30 dB. This is not sufficient for all types of interference, and is perhaps the most serious limitation of the circuit. The ratio can be increased by employing a limiter preceding the detector, but if this is done a relatively large input signal to the stage is required. This offsets one of the major attractions of the ratio detector, the smaller number of valves required in a receiver. A hybrid arrangement, in which the preceding valve functions as a high-level limiter, may go some way to improving performance, but there may be difficulties in areas of low field strength. Alternatively, a diode dynamic limiter may be added to increase the a.m. suppression ratio, but this generally leads to some loss of overall gain.

The driving voltage quoted differs for the two cases. With a Foster-Seeley circuit, there is a "threshold" at which the limiter commences to function satisfactorily. Below this threshold the a.m. suppression ratio is poor, the "downward" a.m. handling capacity zero, and the a.f. output varies approximately linearly with the input signal amplitude. Above the threshold, the a.m. suppression ratio rises rapidly to an approximately constant value, and the a.f. output tends to a constant value. The "downward" a.m. handling capacity rises linearly

with the ratio of input signal amplitude to threshold amplitude. In a ratio detector there is a "threshold" of a different type. This occurs when the input signal falls to the point where the diode efficiency begins to fall off. Below this threshold the a.m. suppression ratio and "downward" a.m. handling capacity decrease steadily. Above this threshold the a.m. suppression ratio and the "downward" a.m. handling capacity tend to constant values. The a.f. output, however, is proportional to input signal mean amplitude at all amplitudes except below the "threshold" where it falls somewhat more rapidly than the input signal mean amplitude.

The minimum input signal for satisfactory operation with a Foster-Seeley circuit is thus fairly well defined. If the circuit is to handle "downward" a.m. to a modulation depth of 50 per cent, this requires the input signal to the limiter to be approximately twice the threshold input. In a practical circuit, this corresponds to an input signal of some two volts at the limiter grid. The "threshold" input signal with a ratio detector is usually stated as the input voltage required at the grid of the i.f. stage feeding the detector, and this may be of the order of 20 mV. At this figure, however, the a.f. output may be appreciably below that of the Foster-Seeley circuit, and as a basis of comparison the ratio detector driver input, for an output comparable to that of a Foster-Seeley circuit, is perhaps better. A typical practical figure for the ratio detector on this basis of comparison is some 100 mV, the a.f. output being then approximately 1 volt peak. The overall gain from the aerial input to the driver/limiter grid is thus less by a factor of approximately 20 in a receiver employing a ratio detector than that in a receiver employing a Foster-Seeley circuit, and may enable an i.f. stage to be omitted. However, this saving may not be possible if the a.m. suppression ratio of the ratio detector has to be supplemented.

If a wide-band detector is required, the ratio detector would appear to be most satisfactory. It was stated in Part 2 that the Foster-Seeley circuit may suffer from "diagonal clipping," which occurs if the time-constants of the diode loads are so great that the envelopes of the signals applied to the diodes can fall faster than the rectified output falls. With increasing bandwidth the input signal envelope can fall progressively more rapidly and hence with a Foster-Seeley circuit, the diode loads must be reduced progressively with increased bandwidth. This leads to appreciable design difficulties. The ratio detector, however, can be made free from "diagonal clipping" as in the circuits of Figs. 14

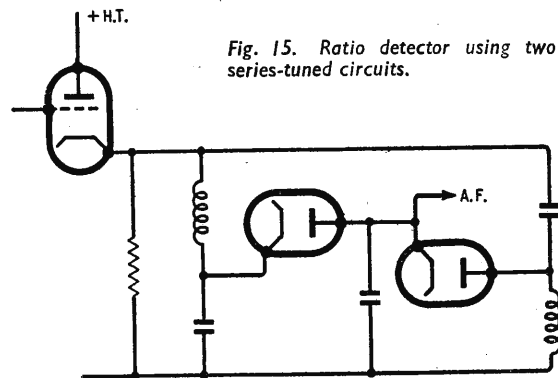


Fig. 15. Ratio detector using two series-tuned circuits.

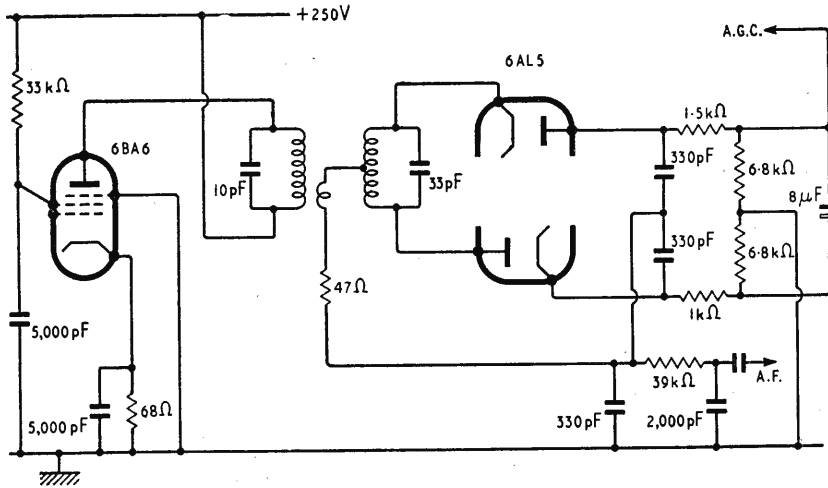


Fig. 16. Circuit values used in ratio detector described by Seeley and Avins (RCA Review, June 1947).

and 15. With increased bandwidth, the "downward" a.m. handling capacity decreases, and hence a wide-band ratio detector must be preceded by an efficient limiter.

Theoretical and Practical Results

To illustrate the order of accuracy of the preceding analysis, the practical results can be compared with those given for a published design. The design chosen is that due to Seeley and Avins, described in the *RCA Review*, June 1947. The circuit diagram is shown in Fig. 16.

The rectification efficiency of the diodes was estimated from published data to be 0.8 approximately. The value of R_{di} , the equivalent inherent resistance of each diode, is thus found to be 2 kΩ. This gives the mean value of R_m of the practical circuit as 3.25 kΩ. The calculated value is 3.2 kΩ.

The measured a.g.c. voltage is 2.5 volts for an r.f. input of 100 mV to the grid of the 6BA6. This is

$$E = 0.0154(\Delta f) + 2.7 \times 10^{-7}(\Delta f)^3 \dots$$

where Δf is measured in kc/s.

With an input signal of 75 kc/s deviation, i.e., $\Delta f = 75 \cos \omega t$

$$E = 1.06 \cos \omega t + 0.03 \cos 3 \omega t \dots$$

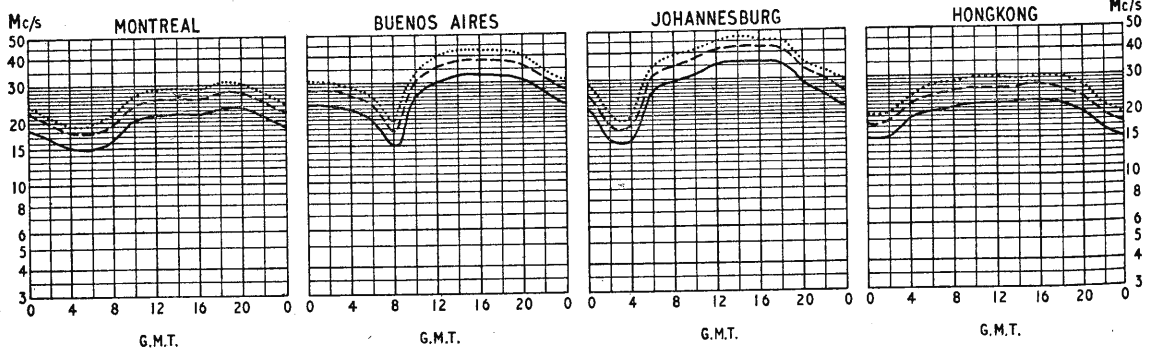
The calculated r.m.s. fundamental frequency a.f. output is 0.75 volt; the measured value is 0.7 volt. The calculated third harmonic distortion is 2.0 per cent (r.m.s.); the measured total harmonic distortion is 2.5 per cent (r.m.s.).

REFERENCES

- H. Marko. "Theorie und Praxis des Verhältnisdetektors." *Frequenz*, Jan. 1952.
- B. D. Loughlin. "The theory of Amplitude-modulation Rejection in the Ratio Detector." *Proc. I.R.E.*, March 1952.
- R. Paananen. "IF and Detector Design for FM." Part 3. *TV and Radio Engineering*, August-Sept. 1953.
- S. M. Seeley and J. Avins. "The Ratio Detector." *RCA Review*, June 1947.

SHORT-WAVE CONDITIONS

Prediction for May



THE full curves given here indicate the highest frequencies likely to be usable at any time of the day or night for reliable communications over four long-distance paths from this country during May.

Broken-line curves give the highest frequencies that will sustain a partial service throughout the same period.

- FREQUENCY BELOW WHICH COMMUNICATION SHOULD BE POSSIBLE FOR 25% OF THE TOTAL TIME
- PREDICTED AVERAGE MAXIMUM USABLE FREQUENCY
- FREQUENCY BELOW WHICH COMMUNICATION SHOULD BE POSSIBLE ON ALL UNDISTURBED DAYS

Portable Transistor Receiver

By S. W. AMOS*, B.Sc. (Hons.), A.M.I.E.E.

SENSITIVE SUPERHETERODYNE
CIRCUIT INCORPORATING R.F.
TRANSISTORS

I. GENERAL PRINCIPLES OF DESIGN

THE junction transistors which have been available in this country for a few years have been mainly a.f. types with alpha cut-off frequencies not exceeding 0.5 Mc/s. Though perfectly suitable for use in audio amplifiers, these are far from ideal for use in r.f. or i.f. amplifiers or as frequency changers and it has not therefore been possible to construct satisfactory superheterodyne receivers using such transistors in all stages. A number of circuits for transistor superhets have been published but these have relied on the use of low intermediate frequencies such as 315 kc/s, and/or oscillators which operate below the signal frequency. Low intermediate frequencies increase the danger of image interference and low oscillator frequencies make ganging of oscillator with signal-frequency circuits difficult.

The alpha cut-off frequency quoted by transistor manufacturers is the frequency at which the current gain of the transistor, when used as a common-base amplifier, is 3 dB down compared with the low-frequency gain. However, for a satisfactory performance from a common-base amplifier the alpha cut-off frequency must be at least twice the operating frequency: thus if the intermediate frequency is 465 kc/s an alpha cut-off frequency of at least 1 Mc/s is required. For reasons given later common-emitter operation is generally preferred, and for satisfactory performance in this mode the alpha cut-off frequency must be higher still. Thus transistors intended for use in i.f. stages usually have alpha cut-off frequencies in the range 1 Mc/s to 5 Mc/s. The requirements of the frequency changer are even more stringent because the transistor used in this position must be capable of oscillating at 2 Mc/s when the receiver is tuned to the high-frequency end of the medium waveband: transistors intended for such applications may have alpha cut-off frequencies as high as 8 Mc/s. Recently transistors of this type—known as r.f. transistors—have been introduced. With them it is now possible, for the first time, to construct a superheterodyne receiver with transistors in all stages which will operate over the full medium waveband (550 kc/s to 1.6 Mc/s) using the conventional intermediate frequency of 465 kc/s.

Low Running Costs

This article describes the design of a portable battery-operated receiver of this type using a total of seven junction transistors (four a.f. types and three r.f. types) and one point-contact diode. The power output is more than 300 mW and the sensitivity is such that, even with a ferrite-rod aerial, the output stage can be overloaded on Brussels and Hilversum

when the receiver is used in the London area. The receiver operates from a 4.5- or 6-volt battery. Such a receiver offers a number of advantages over the conventional portable 4-valve battery-operated superhet and it is interesting to compare the two receivers. Perhaps the most outstanding difference between them is in efficiency, i.e., the ratio of the power delivered to the loudspeaker to the power taken from the batteries. For the transistor set this approaches 60 per cent at maximum volume, nearly six times the maximum likely to be obtained from the most economical valve receiver. As a result the transistor set is more economical to operate. For example, the receiver to be described takes an average current of 25 mA and 6 volts and a type PP1 battery costing three shillings has a life of 150 hours when discharged for four hours per day. The running cost is thus less than one farthing per hour and if larger batteries are used it is even less. For a valve set a typical running cost for both l.t. and h.t. is one penny per hour although for the most economical receivers using valves with 25-mA filaments, a value as low as 0.6 pence per hour is claimed. Thus the transistor set is cheaper to run by a factor of at least 3 and probably nearer 4 or 5 even though it gives two or three times the power output of a valve receiver and has better sensitivity. In addition the transistors are, of course, much smaller than valves, making possible very compact receivers; they are non-microphonic and have a longer life than valves. Their life is not unlimited (as has sometimes been suggested) but decreases as the operating temperature rises. Used in a receiver of the type to be described they should have a life many times that of valves. To offset these advantages the transistors are slightly more noisy than valves and at present they are more expensive.

Most battery-driven portable receivers have 4-valve superhet circuits basically similar to those employed in mains-driven receivers but their performance is, in general, inferior because of the lower gain of battery valves and because the frame or ferrite-rod aerials of portable receivers do not give so good a pick-up as an outdoor aerial. This limitation in performance is usually accepted because, in spite of it, the sensitivity is usually adequate for the reception of the local stations even when the receiver is used in an untavourable situation. Moreover, an improvement in performance would require additional stages of amplification and, in a

*B.B.C. Engineering Training Department.

battery superheterodyne receiver the frequency changer and i.f. stages account for a large fraction (between one-quarter and one-half) of the total power consumption. Thus extra stages must inevitably cause a significant increase in h.t. and l.t. drain. There is no need to accept such a limitation in the performance of a transistor receiver because the current taken by the early stages is a much smaller fraction of the total current drain and the increased consumption due to any added transistors is negligible. Thus there is no need to limit the number of stages on the grounds of running costs and the receiver can be given the maximum sensitivity likely to be required.

The required sensitivity was estimated by comparison with a mains-driven superhet recently described by the author¹. This receiver needs a signal of approximately 20 μ V (modulated to a depth of 30 per cent) at the output of the medium-wave ferrite-rod winding to give 300 mW output and it was decided that the transistor set should give its maximum output for a smaller voltage at the output medium-wave winding. High sensitivity is of little use, however, unless it is accompanied by high selectivity.

Class A or Class B?

We shall now consider the broad principles of design of a superheterodyne transistor receiver, beginning with the output stage. Here a choice has to be made between class-A and class-B operation. The quality of reproduction obtainable with a class-B stage is probably inferior to that from a class-A stage but it can be improved by negative feedback. However, too much importance should not be attached to this point; the small loudspeaker and limited baffle area of a portable receiver inevitably impose limitations of the quality realizable. A class-A stage could be only a single transistor and this can be RC-coupled to the previous stage; a class-B stage needs two transistors operating in push-pull and requires some form of phase-splitting device, such as a transformer with a centre-tapped secondary winding, between it and the previous stage. Moreover a class-B stage necessitates thorough decoupling of the supply to the frequency-changer and i.f. stages to prevent feedback of harmonics of the a.f. output and consequent distortion—we shall return to this point in Part 2. Thus the first cost of a receiver with a class-B stage is higher than that of a receiver with a class-A stage. However, the collector dissipation in a class-A stage is a maximum in the absence of a signal. Such a stage is more likely to suffer from thermal runaway with possible damage to the transistor than a class-B stage, and circuit precautions will be necessary to prevent this. This subject and that of protective circuits will also be discussed more fully in Part 2.

Efficiency

The running cost of a battery-operated receiver is probably more important than the first cost and depends on the efficiency of the output stage which in turn depends on the shape of the characteristics of junction transistors. The characteristics of an output transistor are illustrated in Fig. 1. They are practically

straight, parallel and equidistant: moreover, the knee of the characteristics occurs at a very low collector voltage which means that the signal-frequency voltage generated across the transistor during amplification can nearly equal the battery voltage. As a result the efficiency of a transistor, i.e., the ratio of output power to the power taken from the battery, is near the theoretical maximum which, for class-A operation, is 50 per cent. This applies only on peak audio signals for which the transistor delivers its maximum output. If the output is not at maximum (and for music and speech signals the average level is below the maximum level for a considerable fraction of the total time) the average efficiency is much less than 50 per cent. For a class-B stage the efficiency does not vary greatly with the amplitude of the input signal and in practice can exceed 70 per cent. Moreover a class-B stage is a quiescent system; that is to say the collector current is very small in the absence of an input signal but rises with increase in input signal level. Thus the relative economy of the class-B output stage is greater than the ratio of the two efficiency figures suggests and the running cost of a receiver with a class-B stage is much less than that of a receiver with a class-A stage delivering comparable output power.

Thus the choice between class-A and class-B output is influenced by the relative importance of first cost and running cost. If running costs must be low a class-B stage is preferable. If running costs are not so important a class-A stage is preferable. It does not follow, of course, that a transistor set with a class-A stage will be expensive to run. Because of the superior characteristics of transistors it must be more economical than a valve set. As an illustration a transistor operating with, say, 22.5 volts supply can give an output of 100 mW for a collector current of 10 mA; this is approximately the power output of many valve receivers operating with 67.5-volt batteries. The transistor set requires no elaborate filtering of the supply to the early stages and the total battery drain is unlikely to exceed 12 mA at which even small cells should give a reasonable life. This could form the basis of a simple and compact superhet receiver.

Choice of Circuit

However, most of the transistors at present available in this country are intended for operation at lower collector voltages such as 6 or 9 volts. At 6 volts a class-A output stage must consume 33 mA to give an output of 100 mW. For such a stage the collector dissipation is 200 mW in the absence of an input signal. With little choice of output transistors at the moment, no type could be found which is suitable for such an application. Most of the available transistors are rated for dissipations of 100 mW or less and it was decided to use two of these in class-B push-pull for the output stage. From these it is possible to obtain more than 300 mW output without exceeding the maximum collector dissipation. The collector current rises to over 100 mA on programme peaks but the average is 25 mA, less than that required by a class-A stage to give 100 mW.

The output transistors can be operated in common-base, common-emitter or common-collector circuits. In a common-base amplifier the current gain of the transistors is less than unity and high gain is possible

¹ Amos, S. W., "Economy in Receiver Design," *Wireless World*, Aug., 1956.

only by using high load impedances and these are inconvenient in an audio output stage. The choice is thus between common-emitter and common-collector and in this receiver, as in most transistor-operated equipment, common-emitter working is preferred because of its higher gain. There is some distortion and a minimum of about 6 dB of feedback is advisable to improve linearity.

The maximum power output obtainable from a class-B push-pull pair is approximately four times the maximum permissible collector dissipation for each transistor, and if this is taken as 85 mW—a typical value—the power output is $4 \times 85 = 340$ mW. This peak power is equal to $VI/2$ where V is the peak collector voltage and I is the corresponding peak collector current. If P is the power we have

$$I = \frac{2P}{V}$$

For 340-mW output and a 6-volt supply

$$I = \frac{2 \times 340}{6} \text{ mA} \\ = 110 \text{ mA.}$$

The optimum load for each transistor is given by

$$\frac{V}{I} = \frac{6}{110 \times 10^{-3}} \text{ ohms} \\ = 55 \text{ ohms}$$

giving a collector-to-collector load of 220 ohms. From this the turns ratio for the output transformer can be calculated. If the loudspeaker is of 3 ohms impedance the ratio is given by $\sqrt{(220/3)} : 1$ which equals 8.5 : 1.

Driver Stage

If we take the current gain of the common-emitter output transistors as 50, the input current required for maximum output is approximately 2 mA. This is supplied by a driver stage, also common-emitter, coupled to the output stage by a transformer with a ratio of 1 : 1, the secondary winding being centretapped. Thus a 1-mA peak swing is required from the driver stage: the collector current for this stage must hence be at least 1 mA and is adjusted to at least 2 mA to allow a safety margin. If the current gain of the driver stage is also 50, an input current of $20 \mu\text{A}$ is needed for maximum output. The input resistance of common-emitter stages is usually or the order of $1 \text{ k}\Omega$ and the peak input signal required at the base of the driver stage is hence $20 \times 10^{-6} \times 10^3 = 20 \text{ mV}$. This could be supplied directly from the diode detectors but to obtain the gain from the pre-detector stages necessary to give the desired sensitivity at least three i.f. stages would be necessary. Some difficulty is likely to be experienced in stabilizing such an i.f. amplifier. Moreover, the gain of one a.f. stage is higher than that of one i.f. stage. It is therefore preferable to use three a.f. stages rather than three i.f. stages. The a.f. amplifier so obtained is very sensitive, requiring less than 1 mV input for maximum output, but the sensitivity is reduced by negative feedback applied from the secondary of the output transformer to the emitter of the first a.f. stage. This improves the linearity of the a.f. amplifier and also increases the input resistance of the first a.f. stage; a useful feature because, for a given degree of peak clipping in the detector stage, it permits the use of larger diode loads than would otherwise be possible.

The first a.f. stage is direct-coupled to the detector to give amplified a.g.c. Such amplification is necessary because it is impossible to obtain a large enough control voltage directly from the diode detector. There is a step-down ratio in the i.f. transformer coupling the final i.f. amplifier to the detector and the peak voltage swing at the collector must necessarily be less than the battery voltage: thus the signal delivered to the diode must be small and in fact is inadequate for giving effective a.g.c.

By using a three-stage audio amplifier the required sensitivity can be achieved with two i.f. stages and we will now consider the problems which arise in the i.f. section of the receiver. These differ markedly from those encountered in the i.f. section of a valve receiver. For example, the i.f. transformers in a valve receiver can be designed without regard to the input and output impedances of the valves with which they operate because the impedances are too high to have significant effect on the transformer performance. In a transistor receiver the damping due to the transistors has a very great bearing on transformer design: in fact, the input and

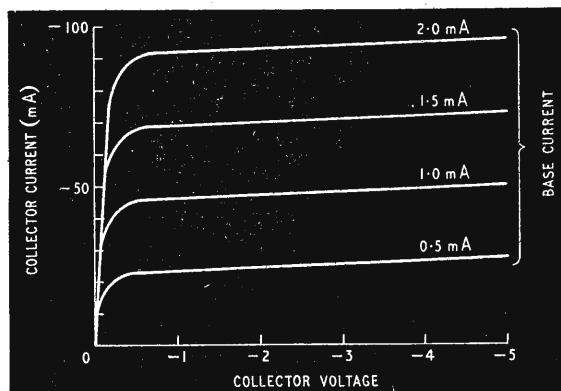


Fig. 1. Collector-current/collector-voltage characteristics for an open transistor.

output resistances largely determine the design and performance of the transformers.

These resistances depend, of course, on the type of amplifier used and here there is the usual choice between common-emitter and common-base circuits. In i.f. amplifiers general opinion is not so unanimously in favour of common-emitter working as in a.f. amplifiers. For a given alpha cut-off frequency a common-base amplifier will operate up to higher frequencies than a common-emitter amplifier and, where cut-off frequencies are low, the use of this type of amplifier is justified. However, the application of standing bias and a.g.c. bias to such an amplifier is difficult: if the base is connected to the positive terminal of the battery supply a yet more positive voltage is needed for the emitter bias. A common-emitter amplifier is more convenient to bias, and, as manufacturers steadily raise the cut-off frequencies of transistors, this type of amplifier is likely to become standard in time. If the emitter is connected to the positive terminal of the battery supply, the negative terminal can be used as a source of negative bias for the base. This mode of operation is used in the i.f. amplifier and in fact in all the stages of the receiver to be described.

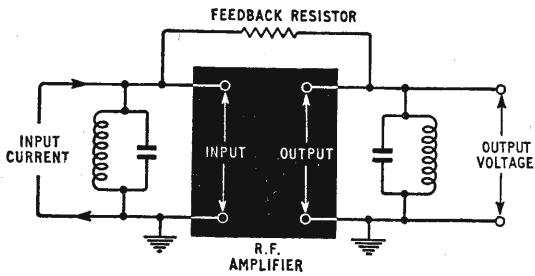


Fig. 2. Block schematic diagram for method of obtaining bandpass characteristics by means of negative feedback.

The i.f. amplifier provides most of the selectivity of the receiver and it was decided that four tuned circuits with an effective Q value of at least 100 were necessary to provide the desired selectivity. This is better than in many valve receivers where working Q values are commonly of the order of 70.

These four circuits can be arranged as a succession of single-tuned circuits or can be grouped to form two double-tuned circuits. Both arrangements give the same skirt selectivity; i.e., the same slope of response curve outside the pass band. However, a cascade of single-tuned circuits inevitably gives some side-band cutting, the extent of which can easily be calculated as follows. A single-tuned circuit resonant at 465 kc/s and with a Q of 100 has an effective bandwidth of $465/100 = 4.65$ kc/s; that is to say the response is 3 dB down at 2.3 kc/s from the centre frequency. Four such circuits would therefore give a loss of 12 dB at this fre-

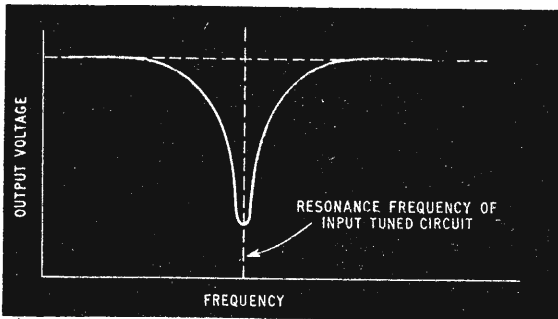


Fig. 3. Response of circuit of Fig. 2 when output load is a pure resistance

quency, making reproduction very low-pitched. It is better to group the tuned circuits into pairs, coupling the members of each pair to give a bandpass response. Such an i.f. amplifier can be designed to give a substantially level response over the required pass band thus making possible better reproduction than is obtainable with single-tuned circuits. This is, of course, the basis of design of valve superheterodyne receivers where one double-tuned circuit is used to couple the frequency changer to the i.f. amplifier and a second is used to couple the i.f. amplifier to the detector.

In the transistor receiver the design is not so straightforward. Two i.f. amplifiers require three inter-stage couplings, and introduce the problem of including two bandpass filters without using a further tuned circuit or an aperiodic network for one of the couplings.

One possibility is to use only one bandpass filter and two single-tuned circuits. The two single-tuned circuits will each give a loss of 3 dB at 2.3 kc/s mistuning giving a total of 6 dB. This can be offset by over-coupling the two tuned circuits forming the bandpass filter so that they give a response with "rabbit's ears" which neutralize the loss of the single-tuned circuits to give an overall response flat up to, say, 3 kc/s off tune. This is, however, an impractical solution. The peaks are usually of differing heights. Moreover, if the damping imposed by a transistor on one of the tuned circuits in the bandpass filter should change for any reason—say due to an alteration in a.g.c. bias applied to it—the Q of the circuit will alter and so will the height of the peaks. There will thus be significant changes in the shape of the pass band with changes in signal strength.

The solution adopted in this receiver is based on an idea described by Jewitt² which enables a bandpass response to be obtained from two single-tuned circuits which are separated by an amplifier. The explanation of the circuit can be followed from Fig. 2 which illustrates such an amplifier in block schematic form. The input tuned circuit forms the lower arm of a negative feedback potentiometer and therefore frequency-discriminating feedback is applied to the amplifier. Feedback is at maximum at the resonance frequency, less at frequencies slightly displaced from resonance and is practically nil at frequencies remote from resonance. If the amplifier has a load independent of frequency, such as a pure resistance, its frequency response will show a dip at the resonant frequency of the input tuned circuit as shown in Fig. 3. When the load resistor is replaced by a parallel tuned circuit the overall frequency response becomes a combination of the dip due to the input tuned circuit and a hump due to the frequency-selective load circuit. Depending on the degree of feedback this response can be flat-topped (corresponding to critical coupling in a conventional bandpass filter) or can have two peaks corresponding to greater-than-critical coupling. It is useful to remember that critical coupling is obtained when the feedback is adjusted to give 6 dB loss at the mid-band frequency. The effect of adjusting the feedback frac-

² Jewitt, H. S., "Wide-band I.F. Amplifiers," *Wireless World*, Feb., 1954.

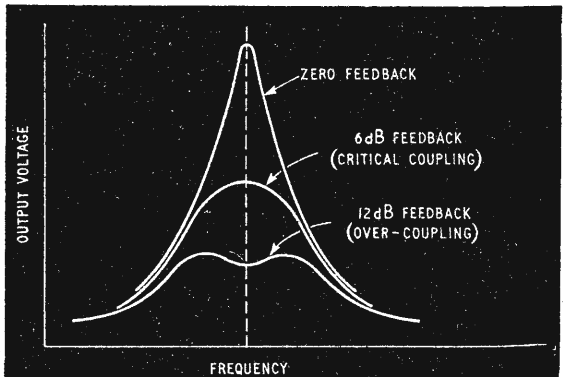


Fig. 4. Response curves of circuit of Fig. 2 for three degrees of feedback.

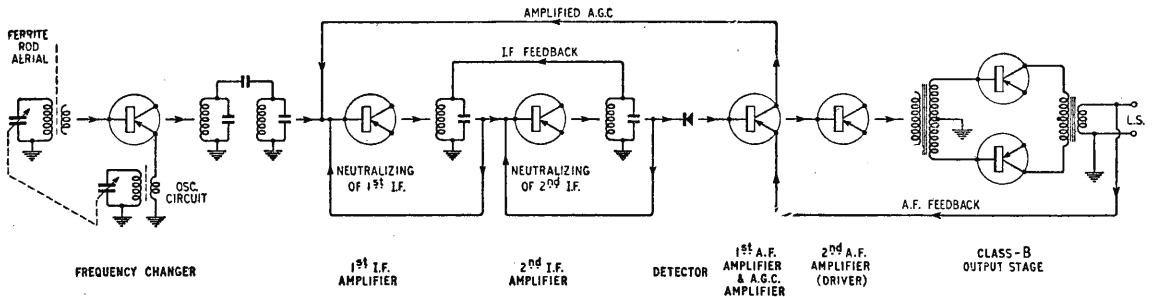


Fig. 5. Skeleton diagram of transistor receiver.

tion on the overall frequency response is illustrated in Fig. 4.

The third and fourth tuned circuits in the receiver i.f. amplifier are arranged to form a feedback amplifier of this type. The first and second tuned circuits are arranged as a conventional bandpass filter with top-end capacitance coupling. This is illustrated in the block schematic diagram of the receiver in Fig. 5. The coefficient of coupling used in the first bandpass filter must be chosen with care because the first i.f. amplifier is controlled from the a.g.c. line and the damping it imposes on the second tuned circuit can vary. If the coupling is made critical when damping is at maximum, "rabbit's ears" will develop when damping is reduced. It is better therefore to arrange to have critical coupling when damping is a minimum. When damping increases the coupling then becomes less than critical but the response is still single-peaked though the bandwidth is less than it was. This means that the receiver pass band varies with the received signal strength. This could be presented as a design feature—an automatic bandwidth control—but the truth is that the variations in bandwidth are difficult to avoid. Ideally the bandwidth should be independent of signal strength but if some variation is inevitable then it is better that the bandwidth should increase rather than decrease with increase of signal strength and it is fortunate that this is, in fact, what happens. The bandwidth is a maximum on local stations where best quality is required and a minimum on weak signals from which quality is often marred by noise and sideband splash.

I.F. Circuits

We now come to the design of the i.f. circuits themselves. In addition to providing the required selectivity these must also match the output resistance of one transistor (approximately $30\text{ k}\Omega$) to the input resistance of the following one (approximately $1\text{ k}\Omega$) in order to provide maximum gain. They must in fact behave as matching transformers and have a turns ratio given by $\sqrt{(30\text{ k}\Omega/1\text{ k}\Omega)} : 1$; i.e., approximately 5.5 : 1. The connections of collector and base to the tuned circuit must hence be chosen to give this turns ratio and to give the desired working Q value of 100. One possibility is to connect the transistors to tapping points on a parallel-tuned circuit as suggested in Fig. 6. The steady voltages on collector and base differ and blocking capacitors must be used to transfer signals from the tuned circuit to the transistors.

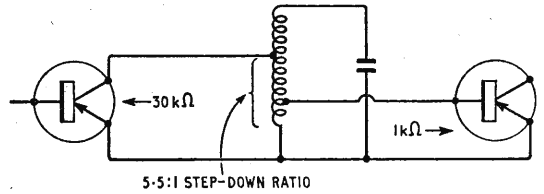


Fig. 6. Use of tapings on parallel-tuned circuit to match the output resistance of one transistor to the input resistance of the next.

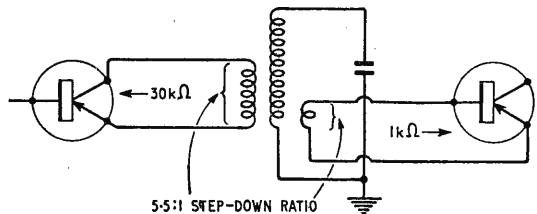


Fig. 7. Use of primary and tertiary windings to match the output resistance of one transistor to the input resistance of the next.

A better method is to employ separate windings for collector and base as in Fig. 7, the tuned circuit thus has three windings; a primary connected to the collector, a secondary which is tuned to 465 kc/s by a parallel capacitor and a tertiary which is connected to the base. The turns ratio of primary to tertiary must be 5.5 : 1; we now have to determine the turns ratio of primary to secondary. This is determined by the permissible damping of the tuned circuit. If the secondary circuit has a high Q—say 300—the ratio of primary to secondary turns can be so chosen that the damping due to collector and base together brings the Q down to one-third of its original value; i.e., to 100. On the other hand if the undamped Q is only 150 the damping must be much lighter to give a working Q of 100. Both arrangements give the same selectivity but the gain is higher with the higher initial Q. Webster³ has shown that if the Q is reduced to half there is a 6 dB loss relative to the maximum gain theoretically possible. If the Q is reduced to one-third the loss is 4 dB and if it is reduced to one-quarter the loss is only 2.5 dB.

For maximum gain therefore it is best to design for the highest undamped Q but there are then large changes in damped Q and therefore in the i.f. response curve when the damping due to the transistors alters

³ Webster, R. R., "Designing I.F. Transistor Transformers," *Electronics*, Aug. 1955.

as a result of a.g.c. action. A compromise is required and it is probably best to accept the 6-dB loss and to arrange that the Q is reduced to half by transistor damping. The removal of one source of damping due to a.g.c. can then at worst cause only a 32 per cent change in damped Q. In the receiver to be described two losses of 6 dB each are suffered by adopting bandpass circuits and it was decided to use undamped Qs of 300, which are reduced to 100 by transistor damping. The change in Q due to removal of damping due to one transistor is then 50 per cent but this is allowed for, as mentioned earlier, by arranging that the bandpass filters are never more than critically coupled.

The output capacitance of a transistor in a common-emitter circuit is of the order of 30 pF but can vary by as much as 18 pF with the bias current. Hence the i.f. transformers must be so designed that these variations do not significantly alter the tuning. This requires that the equivalent capacitance across the primary winding should be large enough to swamp possible output-capacitance variations. If we decide that mistuning shall be limited to one-half per cent (2.3 kc/s in 465 kc/s) the capacitance change must be less than one per cent. If the output capacitance changes by 18 pF, the equivalent primary capacitance should not be less than 1800 pF: in fact it is 3200 pF.

The frequency changer stage can be a self-oscillating mixer requiring only one transistor or can consist of a separate oscillator and mixer which requires two transistors. The two-transistor circuit

has slightly higher conversion gain and has the advantage that a.g.c. can be applied to the mixer stage. However, the gain of the receiver is quite adequate with a self-oscillating mixer and, to economize in first cost, this form of circuit was adopted. Not all r.f. transistors are successful as frequency changers: some which are quite satisfactory as i.f. amplifiers fail to oscillate or oscillate only over part of the band. Careful selection is thus necessary to find a suitable transistor for this position. Some transistors are marketed specifically as frequency changers and with these no difficulty has been found in securing a good performance over the whole of the medium waveband.

In addition to giving complete medium waveband coverage the receiver was designed to receive the Light Programme transmission on 200 kc/s. This was achieved, as in another receiver described by the author⁴, by adding sufficient parallel capacitance to the medium-wave oscillator circuit to bring the resonance frequency down to 665 kc/s when the tuning capacitor is at its mid-setting. The switch used also selects a fixed-tuned long-wave winding on the ferrite rod. No difficulty was experienced on maintaining oscillation at 665 kc/s in spite of the reduced L/C ratio.

A block schematic diagram of the complete receiver is given in Fig. 5 showing the links between the stages for a.f. feedback, i.f. feedback, neutralizing and a.g.c. A full circuit description will be given in a later issue.

⁴ Amos, S. W., "Design for a Car Radio," *Wireless World*, Dec., 1956.

PLOTTING EYE MOVEMENTS

A Method Depending on the P.D. between Cornea and Retina


MUCH has been heard of motion study for the reduction of manual fatigue in repetitive manufacturing operations, but less of eye fatigue in tasks calling for visual concentration on, say, a number of dials or meter readings. If the operator's eye movements could be

analysed it should be possible to devise an arrangement of the indicators which requires the minimum effort for supervision.

Optical methods, such as corneal reflections and cinematography, have in the past been used to plot movements of the eyes when the subject has been set a visual task, but these have left something to be desired either on the score of convenience or accuracy. A new method depends upon the fact that a difference of potential exists between the cornea and the retina of the eye. If electrodes are applied to the surface of the face adjacent to the eye, any movement from a median position can be resolved into horizontal and vertical components from the alteration in potential of the skin electrodes, which are disposed in pairs on lines which would intersect at the centre of the iris.

The results may be plotted by a pen recorder or displayed in two dimensions on a cathode-ray tube—a method developed by Dr. N. H. Mackworth of the M.R.C. Applied Psychology Research Unit, Cambridge.

The potential differences are small, 15 to 20 μ V per degree of movement of the eye, and special twin-channel d.c. amplifiers have been developed by E.M.I. Electronics, Ltd., for this application with gains of the order of 10,000. Feedback is frequency-dependent and is designed to reject mains interference while preserving a short rise time for step changes of input. Each amplifier is provided with a backing-off circuit to compensate for standing potentials, which vary between individuals, at the arbitrary "zero" position of the eye. Zero drift in the amplifier is less than 20 μ V in 30 minutes.




Equipment for electro-oculography made by E.M.I. for the Naval Motion Study Unit of the Admiralty Research Laboratory.

Manufacturers' Products

NEW ELECTRONIC EQUIPMENT AND ACCESSORIES

V.H.F. Measuring Sets

TWO self-contained, portable frequency meters for accurate measurement of frequency up to 1,000 Mc/s have been introduced by Telemechanics, Ltd., 3, Newman Yard, Newman Street, London, W.1. One, the Type 7474, covers 20 to 250 Mc/s and the other, Type 7475,



Telemechanics Type 7475 v.h.f. measuring set.

85 to 1,000 Mc/s using the fundamental and harmonic frequencies of the internal oscillator in each case.

Signals are picked up by a short aerial, heterodyned to zero beat and the frequency read off tabulated charts, housed in the drop-down cover, from dial readings. An accuracy of 0.002% at 25°C is claimed.

The sets can be used also as radiation-type signal generators with or without modulation at 1,000 c/s. While normally battery operated, provision is made for substituting a mains power unit if required. The price of each model is provisionally fixed at £245.

Record Handling

A USEFUL tool for holding gramophone records has been produced by Claravox Products Ltd. This enables



Claravox Products "Miragrip."

Eddystone Model 870 broadcast receiver.

records to be gripped by rubber-covered tongs at the edge and in this way the delicate playing surface of long-playing records can be protected against dust-collecting fingerprints. This instrument will perhaps be of most use in withdrawing records from their envelopes; if this is done by hand alone it is difficult to avoid touching the playing surface. Care must be taken to avoid flexing the record about the clamp—neglect of this precaution with shellac records could lead to breakages.

The instrument is called a Miragrip, the price is 18s 6d, and the address of the makers is 465 Walsgrave Road, Coventry.

"Semi-Communications" Receiver

THE illustration shows a broadcast set having the rugged qualities, precision tuning and many features of a communications receiver. It is the new Eddystone Model 870 and as it is designed for operation on 110 V or 200/250 V d.c. or a.c. supplies it is particularly suitable for use on board ship. In addition to medium- and long-wave bands the set has two short-wave ranges, covering between them 1.95 to 18 Mc/s.


The circuit is reasonably orthodox and consists of a heptode frequency changer; pentode i.f. (465 kc/s); d-d-triode, detector, a.g.c. and a.f. and a tetrode, with negative feedback, feeding a built-in loudspeaker. An i.f. rejector is embodied in the aerial circuit and a filter in the mains leads to smooth out any "roughness" in ships' electric supplies. Thermistors and fuses safeguard the valves and the set.

Like other Eddystone sets the dial occupies the full width of the front and a long pendant pointer traverses the four full-length, frequency-calibrated scales as well as a special logging scale.

Just above the last-mentioned is a small window through which is viewed a vernier logging scale which, used in conjunction with the coarse logging scale, enables the dial settings of stations to be recorded precisely for future occasions. This is invaluable on the very crowded short-wave bands.

The "870" is housed in a two-tone grey metal cabinet measuring 11in x 6½in x 8½in, it weighs 11½ lb and has tropical finish throughout.

The makers are Stratton and Co., Ltd., Alvechurch Road, West Heath, Birmingham, 31, and the price is £24 plus £10 16s U.K. purchase tax.



News from the Industry

R.E.C.M.F. Council.—At the annual general meeting of the Radio and Electronic Component Manufacturers' Federation on March 19th the representatives of the following firms were elected to the 1957/58 council: the representatives' names are in parentheses. Colvern (H. J. Mildren), De La Rue (C. R. Jennings), Garrard (H. V. Slade), Gresham Transformers (J. P. Coleman), Morganite Resistors (J. Thomson), Multicore Solders (R. Arbib), N. S. F. (K. G. Smith), Pain-ton (C. M. Benham), Plessey (P. D. Canning), S.T.C. (E. E. Bivand), T.C.C. (W. F. Taylor), T.M.C. (E. Lawrence), Bulgin (A. F. Bulgin), Belling and Lee (E. M. Lee), A. H. Hunt (S. H. Brewell) and Wingrove and Rogers (A. J. D. Dobie). The chairman is Richard Arbib and the vice-chairman K. G. Smith.

A. B. Metal Products, Ltd., of Abercynon, Glamorgan, has been acquired by Gas Purification and Chemical Company. A. B. Metal Products have recently concluded an agreement with Standard Coil Products Inc., of Illinois, permitting them to manufacture under licence a "revolutionary type of television tuner." It is expected to be in production by the autumn. Among the companies already in the Gas Purification group are Grundig (Great Britain), tape recorders; Wolsey Television, aeri-als; Electric Audio Reproducers, sound reproducing equipment; Staar Electronics, record players; Kingsway of London, audio equipment; and Besson and Robinson, relays.

Peña Copper Mines, Ltd., are entering the field of electronics and have arranged to acquire an interest in three companies. The first to be announced is **Peto Scott Electrical Instruments, Ltd.**, of Weybridge.

H.M.V. - Ferguson Merger.—A new company is being formed jointly by Electric & Musical Industries, Ltd., and Thorn Electrical Industries, Ltd., for the design and marketing of all domestic sound and television receivers under the Ferguson, H.M.V. and Marconiphone trade-marks. Production will be mainly centred at the Thorn factories at Enfield, Middlesex, and Spennymoor, Co. Durham.

E.M.I. Records, Ltd., has been formed by Electric & Musical Industries to co-ordinate the production, manufacture, marketing and distribution in this country and abroad of H.M.V., Capitol, Columbia, M.G.M., Parlophone and Regal-Zonophone records.

A modified version of the "Radiopage" r.f. induction staff-locating system (see *W.W.*, July, 1956) has been purchased from **British Communications Corporation** by the Royal Navy for operational trials as a flight-deck communications system in aircraft carriers. Key men in the flight deck party will carry miniature receivers with earpieces in their noise-excluding helmets. As transmissions are not radiated outside the immediate area of the flight deck, secrecy requirements are fully met.

Technical Manuals.—British manufacturers obtaining contracts with the U.S. Department of Defense, which call for literature to U.S. specifications, may like to know an American company, Warner New York Corporation, is prepared to assist directly or indirectly in the preparation of such literature. Information is obtainable from the

general manager, Alfred Dinsdale (a contributor to *Wireless World*), at 750, James Street, Syracuse, 1, New York.

Data Recording Instrument Co., Ltd., with works at Hanworth Trading Estate, Feltham, Middlesex, has been formed to make components for computers. The company is initially concentrating on magnetic recording and reading heads. Among the directors are J. P. Coleman, founder and managing director of Gresham Transformers, and a director of Lion Electronic Components, and Dr. C. B. Speedy.

Murphy v.h.f. radio-telephone equipment, including a base station (MR862) and eight mobile units (MR800), has been installed for the South Devon Water Board by R. B. Holman, radio dealers, of Kingsbridge and Salcombe, Devon.

The manufacturers of Raymond and Beethoven television receivers have made arrangements with **Direct TV Replacements** (134-136, Lewisham Way, London, S.E.14) for them to manufacture replacement components for all models other than the current range. The main components included are e.h.t. line output transformers, frame transformers and deflector coils. Direct TV Replacements already have similar arrangements regarding Baird, Etronic and R.M. Electric receivers.


WORKS EXPANSION

A five-storey building in Liverpool, with a floor space of 55,000 square feet, has been purchased by **Automatic Telephone & Electric Company** to expand production in the electronics field. This is in addition to the company's main factory at Strowger Works and several other smaller factories in the area.


Building has started on a new 45,000-sq ft factory at Martin Street, Airdrie, for the Pye subsidiary, **Pye Scottish Telecommunications, Ltd.** The present factory employs about 130 and produces 1,000 broadcast receivers a week, of which roughly one-third is exported. The new factory, which should be ready next March, will employ over 400.

Fringevision, Ltd., television aerial manufacturers, of Elcot Lane, Marlborough, Wilts., are extending their factory buildings; when completed, floor space will be trebled to 15,000 square feet.

Trix Electrical Company, of Maple Place, London, W.1, have acquired additional factory premises at Wish Road, Eastbourne, for the production of sound reproducing gear.



PHILIPS new recording studio at Stanhope House, Stanhope Place, London, W.2, can be booked by organizations or individuals for all types of recording. From the console (inset) the recording engineer has complete remote control of the recording facilities, which include tape and disc



NEW ADDRESSES

Modern Techniques (S. Korobuk, Ltd.), makers of **Motek tape recorders**, have closed their two factories in north London and have moved to larger premises at Wedmore Street, London, N.19. (Tel.: Archway 3114.)

Tellux, Ltd., distributors of **Telefunken** receivers, components (including transistors) and accessories, have moved from Kensington to 146, New Cavendish Street, London, W.1. (Tel.: Langham 2411.)

Telerection, Ltd., aerial manufacturers, of Cheltenham, Glos., have opened a wholesale depot at 149, Lower Cheltenham Place, Bristol. (Tel.: Bristol 57888.)

The new address of the Bristol depot of **Aerialite, Ltd.**, is Portland House, Portland Square. (Tel.: Bristol 26130.)

OVERSEAS TRADE

Provisional figures for the radio industry's exports in February are the highest on record for that month—£3.62M—and £400,000 more than in January.

South Africa has been added to the list of countries—including Australia, New Zealand, India, South America and Eire—in which E. K. Cole have financial interests in manufacturing companies. The export of goods from the U.K. to each of these countries is restricted. The new member of the Ekco overseas companies is Kruger & Wilson, Ltd., which represents them in South Africa and the Rhodesias.

The complete nucleonic instrumentation and control circuitry for the first experimental atomic reactor to be exported from this country is being supplied by Ekco Electronics, Ltd. The equipment is for the Australian reactor to be built at Lucas Heights, near Sydney.

MAY MEETINGS

LONDON

2nd. London U.H.F. Group.—“Amateur television converter for u.h.f.” by a member at 8.0 at the Bedford Corner Hotel, Bayley Street, W.C.1.

6th. I.E.E.—Discussion on “The co-ordination of education and practical training in sandwich courses” opened by C. Grad and A. Draper at 6.30 at Savoy Place, W.C.2.

6th. Institution of Post Office Electrical Engineers.—“The Rugby ‘B’ h.f. radio transmitting station” by A. Cook and L. L. Hall at 5.0 at the I.E.E., Savoy Place, W.C.2.

15th. I.E.E.—“Transistor circuits and applications” by A. G. Milnes at 5.30 at Savoy Place, W.C.2.

22nd. Brit.I.R.E.—“Barium titanate storage cells” by G. Campbell at 6.30 at the London School of Hygiene and Tropical Medicine, Keppel Street, W.C.1.

S.H.F. Radio Network.—The installation of a chain of radio stations between Osaka and Fukuoka, Japan, covering a distance of nearly 400 miles, has been completed by Standard Telephones and Cables through their associates, the Nippon Electric Company, of Tokio. The network, including eleven intermediate repeater stations operating in the 3800-4200-Mc/s band, provides for three two-way channels. One will be used for a television link, another for 240 telephone channels, and the third kept as a stand-by for either television or telephony.


Milan Fair.—Among the 400 exhibits selected by the Council of Industrial Design for the Board of Trade's stand at the International Samples Fair, Milan (April 12th to 27th), is the Ekco portable television set. The Pye “Jewel Case” portable sound receiver, Ekco U245 medium- and long-wave table receiver, and a portable electric gramophone by Electric Audio Reproducers, are also included.

F.M. Transmitters.—The Swedish Royal Board of Telecommunications has placed orders with Marconi's for the supply of twelve 5-kW frequency-modulated v.h.f. broadcasting transmitters together with three combining units. One transmitter has already been supplied and is in operation at Ostersund.

Two transmitters (5 and 7.5 kW) have been ordered from Marconi's for the Aden broadcasting service. They are due to be brought into service this summer.

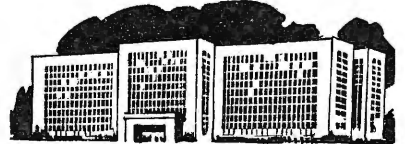
Guy Barreyre, of 114, Rue Dantes Destouches, Port-au-Prince, Haiti, would like to represent a leading United Kingdom manufacturer of domestic broadcast receivers.

An order for tens of thousands of Monarch automatic record changers has been placed with Birmingham Sound Reproducers, Ltd. by a German radio manufacturer.



sound equipment serves the world

Once again, TRIX Sound Equipment has been chosen for an important overseas installation—in the magnificent new Hospital in Oporto, Portugal. The equipment includes over 1,000



pillowphones and 120 loudspeakers, with selection of 5 programmes. This is yet another proof of the world-wide reputation enjoyed by Trix Sound Equipment.

THE TRIX ELECTRICAL CO. LTD.
MAPLE PLACE, TOTTENHAM COURT ROAD,
LONDON, W.1

Tel.: MUS 5817. Grams. Trixadio, Wesdo, London.

P4963

RANDOM RADIATIONS

By "DIALLIST"

The Kingsand Effect

SEVERAL interesting letters have reached me on the subject of the Kingsand Effect, which was described on p. 102 of the March issue. One of my correspondents, M. E. Northey, lives at Belstone, near Okehampton, close to the 1,000ft above m.s.l. contour. He is only 12 miles from North Hessay Tor, but obtains very poor reception from that station. His home is three miles from Steeperton Tor (1,739ft) and one mile from Belstone Tor (1,568ft). The direct line from his aerial passes between the two over an intervening ridge. He obtains a venetian blind type of patterning which travels upwards over the picture, one line taking about three seconds to move from bottom to top. Then after a period varying from 2½ to 3½ minutes on different days the pattern changes its direction and travels downwards. There is some variation in the brightness, though this is not as a rule very pronounced. Mr. Northey mentions that Dartmoor is very rich in metallic deposits (it was for centuries an important tin-mining area) and wonders whether this might be the reason for the reflections that give rise to the interference. I suppose that's a possibility; but I'm more inclined to think that the French TV transmitter at Caen may be responsible. Its 819-line transmissions cover the whole of our Channel 1 and a good deal of Channel 2, the latter being the one used by North Hessay Tor. My correspondent mentions that he has occasionally heard French speech.

Sunspots to Blame

Mr. Northey wonders whether Holme Moss, also on Channel 2, could not be the culprit. There have, if I remember aright, been complaints of interference due to this station at surprisingly great distances. If it is the offender in the present case, the effect would undoubtedly be due to the freak long-distance reception so frequently reported during the present sunspotty period. This doesn't seem unlikely since very good reception is sometimes obtained at Belstone from Sutton Coldfield, which is 145 miles away. I suppose

that when we have passed the sunspot maximum and begin to get nearer and nearer to the minimum, interference at great distances will become steadily less and less. Let's hope so anyhow.

Poor Fish!

WHEN you think of the relentless way in which they're harried day in, day out, night in, night out all through the year, you might be tempted to wonder that there are any fish left, particularly in such hard-fished waters as those that surround these islands of ours. The modern trawler (which costs almost as much as a destroyer of yesteryear) carries a remarkable amount of electronic equipment. One gadget in particular, the fish-finding echo-sounder, is a very deadly weapon. It can be set to give distant "views" of quite large areas of water as the ship steams along in search of her quarry. Then when the right indications are seen it can be switched so as to show a close-up of a limited area. From the size of individual members of the shoal, their formation and their movements the fish can be identified with something like certainty by a practised eye. If they're of the kind wanted, down goes the trawl and a good catch is a certainty.

For It Again

And now one reads of still another anti-fish device, which has given very promising results in experimental trials by Pye. It consists of a torpedo-shaped case, containing a device working on echo-sounding principles by transmitting a.f. pulses down towards the sea bed. It is towed by a helicopter, flying low over the surface, and signals from it travel up leads incorporated in the towing cable to a display unit in the aircraft. The big advantage is this. To make use of her fish-finding gear a trawler has to steam at no very great speed and it may be hours, or even days, before a shoal of worth-while size is found. The helicopter travels much faster and in a given time can cover a far greater expanse of water with her towed locator. As soon as she has a find, she transmits the position to the fleet which she serves and the hunt is on without a moment's waste of time. This is but one of a number of applications of echo-sounding from the air, which include salvage work and mine detecting. Electronic gadgets aren't always used to catch fish. Much use is made by marine biological establishments of the underwater television camera for the study of the breeding places and breeding habits of fish, so as to en-



"WIRELESS WORLD" PUBLICATIONS

	Net Price	By Post
TELEVISION ENGINEERING: Principles and Practice, Volume III: Waveform Generation. S. W. Amos, B.Sc.(Hons.), A.M.I.E.E. and D. C. Birkinshaw, M.B.E., M.A., M.I.E.E. ...	30/-	30/11
TELEVISION RECEIVING EQUIPMENT. W. T. Cocking, M.I.E.E. 4th Edition ...	30/-	31/6
FOUNDATIONS OF WIRELESS. M. G. Scroggie, B.Sc., M.I.E.E. 6th Edition ...	12/6	13/6
WIRELESS SERVICING MANUAL. W. T. Cocking, M.I.E.E. 9th Edition ...	17/6	18/6
RADIO VALVE DATA: Characteristics of over 2,500 Valves, Transistors and C.R. Tubes. Compiled by <i>Wireless World</i> ...	5/-	5/7
SECOND THOUGHTS ON RADIO THEORY. "Cathode Ray" of <i>Wireless World</i> ...	25/-	26/2
RADIO LABORATORY HANDBOOK. M. G. Scroggie, B.Sc., M.I.E.E. 6th Edition ...	25/-	26/6
ELECTRONIC COMPUTERS: Principles and Applications Edited by T. E. Ivall ...	25/-	25/9
TELEVISION EXPLAINED. W. E. Miller, M.A. (Cantab.), M.Brit.I.R.E. Revised by E. A. W. Spreadbury, M.Brit.I.R.E. Sixth Edition ...	12/6	13/3
ABACS OR NOMOGRAMS. A. Giet ...	35/-	35/10

A complete list of books is available on application

Obtainable from all leading booksellers or from

ILIFFE & SONS LTD., Dorset House, Stamford Street, London, S.E.1

able as much protection as possible to be given where it's needed.



Keeping Up With the Joneses?

THE tendency is for the living rooms of to-day to be quite small compared with those of years ago; yet one finds people going in for larger and larger TV screens. How many homes do you know in which people have 17-inch or 21-inch sets and can't (at any rate, in winter time) sit far enough away from them to rid the picture of liness? I know quite a few. There's an idea amongst the uninitiated that you see more on a large screen than on a small one. You don't, of course, and if you sit at the proper viewing distance from each, a 12-inch screen gives exactly the same sized image on the retina as one with a larger screen. With a 405-line standard a useful rule of thumb is that for people with normal vision the minimum viewing distance in feet is half the screen size in inches. You can sit nearer than that with the 625-line standard used in most continental countries which have television services and still nearer to a screen displaying the admirable French 819-line picture. I hear that 30-inch c.r.t.s are appearing in America. If they are developed here there'll be a rush for them by the 14-inch Browns, who want to go one better than the 17-inch Robinsons and the 21-inch Joneses! But how are they going to contrive an eye-to-screen distance of 15 feet in their bungalow?

Where Your Money Goes

A KIND reader sends me a copy of the Post Office Engineering Union's *Journal*, which gives an interesting account of the way in which the £3 that we pay for our combined sound and television licence is absorbed. The G.P.O.'s share is 4s, which seems modest when you come to think that it pays not only for the work of issuing the licences, but also for the services of those most helpful and obliging P.O. engineers who come to our aid when we're troubled by interference. The Government's whack is 5s 4d, which, I imagine, just goes into the general kitty. The B.B.C. gets what's left, £2 10s 8d, of which 16s 11d is applied to sound broadcasting and £1 13s 9d to television.

The figure quoted by "Diallist" at the top of the second column of p. 200 last month should have been £2 12s 6d.—Ed.



Electronic components FOR ALL INDUSTRIES

Used in every form of Transport—water, road, and rail, by all the leading Nationalised bodies, and operators, everywhere, BULGIN Electronic Components are helping to overcome problems of Control, as in all the scientific and industrial fields, giving faithful and reliable service. The Bulgin research department and manufacturing units with their unique skill and experience, build good electronic components on which you can depend. Over 10,000 different components are available.

★ For full details of Bulgin Components send for Catalogue 196/WW (free to the trade).



THE HOUSE OF
BULGIN



A. F. BULGIN & CO. LTD., BARKING, ESSEX.

Telephone: RIPPLEWAY 5588 (8 lines)

Why 0—V—1?

I WONDER how many readers under thirty years of age will have any idea what 0—V—1 means? Very few I think, and yet in the twenties and early thirties this piece of shorthand was as well known as the vital statistics of film stars are to-day.

For the benefit of the new generation I would like to explain that in pre-superhet days this trinity of symbols told us at a glance the number of valves, if any, the set contained, their functions and if the set used a valve (V) or a crystal (C) as a rectifier. A 0—V—1 set therefore had no r.f. stage, used a valve rectifier and had one a.f. stage.

I am moved to discuss this question because this method of describing a set is used in a recent issue of the Russian journal *Radio*. There is nothing strange about the 0 and the 1 being used as the Russian numerals are the same as ours. But the Russian word for valve is "lampa" and one would therefore have expected the Cyrillic equivalent of the letter L—a slight variant of the Greek lambda—to have been used.

It cannot be doubted that the readers of this Russian journal fully understand the meaning of the expression 0—V—1 or the editor would not permit his contributor to use it. But probably some of the Russian readers don't understand what the "V" stands for; in that respect they are no more ignorant than many people in this country who could not say exactly what Latin words are represented by £sd—especially the s.

R.I.C. Please Copy

ON SEVERAL occasions I have pointed out the difficulties of trying to choose between the various makes of any particular product shown at the National Radio Show. Suppose, for instance, I want to buy a tape recorder. When I go to the radio show I naturally want to look at all

the various makes and compare one with another as we do the horses in the paddock at Ascot before we place our humble bets.

But at the radio show the state of affairs is quite different from that prevailing at Ascot. Having seen one tape recorder I have got to fight my way through the crowds to the far end of the exhibition hall to the stand of the manufacturer of the second instrument on my list.

I have often advocated that while each radio manufacturer continued to have a stand of his own as at present there should be other stands on which all tape recorders, all f.m. receivers, all television receivers, etc., of whatever make, be grouped together. Visiting the Ideal Home Exhibition a few weeks ago, I found that the electrical industry had done this very thing.

Each of the large manufacturers had his own stand on which he showed the usual motley collections of cookers and kettles. But in addition there was one very large stand run by the electrical industry on which all makes of water heaters, cookers, and so on, were grouped together. I was able to compare one with another in comfort.

Actually I was told this stand was run by the Electrical Development Association. Why have we no similar organization in the radio industry? If we have, then its publicity man ought to be sacked, as I have never heard of it.

Statogenetics

I HAVE received some interesting data from a South African radio engineer regarding the use of a dangling chain for conducting to earth the static charge on the body of a car about which I wrote in February.

In the Kimberly district, which is 4,000 feet up and where the air is very dry, static discharges are one of life's bugbears, and my correspondent mentions that when his wife brushes her hair it results in crackling static. Over a quarter of a century ago I referred in these columns to a similar sort of thing happening when a lady removed her silk stocking and I reproduce my sketch in the next column.

Actually the same problem arose many years later when TV came to the fore. Considerable interference was noticed in the vicinity of a well-known girls' school when

several hundred pairs of stockings were whisked off at bedtime. It was at first proposed to stop the trouble by encasing the dormitories in earthed wire netting, but it was thought that uncouth people of the sort who are fond of expressions with a double meaning might refer to the school as the "bird cage." The prob-



Shocking

lem was, however, instantly solved when the headmistress installed TV for her own use. The girls were sternly ordered, *sub pœna*, to remove all statogenic garments in slow motion.


My Kimberly reader tells me that anybody alighting from an unearched car obtains quite a healthy shock as the dry climate results in the building up of a strong static charge. At one time all motor vehicles carried a dangling chain but nowadays the problem is solved by using tyres processed with more carbon in the rubber, so greatly reducing their insulating properties. I am interested to learn, however, that car sickness from static build-up has not been heard of by my correspondent. This confirms my own view that the vogue for this malady in this country is due solely to suggestion.

Wot! No F.M. Aerial?

WHILE prowling through the Ideal Home Exhibition I was interested to note that on the full-sized houses erected in the vast exhibition hall TV aerials were fitted. But not one of the houses I examined had a horizontal dipole for v.h.f. sound broadcasting.


Thus set me examining houses in the Greater London area, and I have been astounded at the scarcity of v.h.f. aerials. I am perfectly aware that in most London districts Wrotham comes in well without the help of an outdoor dipole. So does television in many London districts, but the majority of people use an outdoor aerial.

Can it be that, unlike TV, a v.h.f. aerial has no snob appeal?



Taking no chances

designed for



dependability



The "AVO" Valve Characteristic Meter, Mk. III is typical of the ingenuity of design and high standard of workmanship that exemplify all of the multi-range instruments in the wide "AVO" range.

It is a compact and comprehensive meter that will test quickly any standard receiving valve or small transmitting valve on any of its normal characteristics under conditions corresponding to a wide range of D.C. electrode voltages. The method of measuring mutual conductance ensures that the meter can deal adequately with modern T.V. receiver valves. It does many useful jobs too numerous to mention here, but a completely descriptive pamphlet is available on application.

List Price **£75** complete with Instruction Book and Valve Data Manual.


The **AUTOMATIC COIL WINDER & ELECTRICAL EQUIPMENT CO., LTD.**

AVOCET HOUSE • 92-96 VAUXHALL BRIDGE ROAD • LONDON • S.W.1 • VICtorla 3404 (9 lines)



Solartron Oscilloscope

CD. 523S designated Joint Services CT. 386



Ruggedised construction


Components to D.F. 5000

Approved for Inter Services use

A standard CD.523 oscilloscope was subjected to rigorous environmental tests by a Government establishment, including 1½ hours on a vibration table, and has now been designated CT.386 (reference No. 10S-17003) for Joint Services use. This is a further proof of the quality and reliability of Solartron electronic instruments.

Where a high quality precision instrument is required, suitable for field trials or operating under adverse conditions, specify the CD.523S.

STAND NO. 503. 7th—17th MAY
very interesting developments



BRIEF SPECIFICATION:

MAX. BANDWIDTH:
D. C. — 10 Mc/s at 10 V/cm

SENSITIVITY:
1 mV/cm—10 V/cm
in 6 ranges

TIME BASE:
0.1 µsec/cm to 1 sec/cm
with expansion up to × 5

Internal/External
Sync or Trigger

DIMENSIONS:
16½" x 10" x 23" long



All components conform to approved Government Standard, materials and construction to the latest issue of D.F.5000. Transformers and chokes are hermetically sealed, oil-filled "C" core types.

THE SOLARTRON ELECTRONIC GROUP LTD.

RELIABILITY: Under our 12 months' guarantee, costs have never exceeded 0.2% of sales.

THAMES DITTON SURREY · TELEPHONE: EMBerbrook 5522 · CABLES: SOLARTRON THAMES DITTON

output transistor OC72



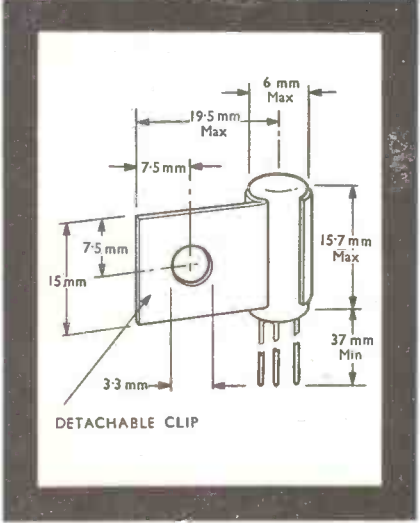
One of the most recent additions to the Mullard range of junction transistors is the OC72. Two of these transistors in class "B" push-pull will provide an audio output of 250 milliwatts with an H.T. supply of only 4.5 to 6 volts. The current gain of the OC72 is largely independent of collector current, so ensuring a high degree of linearity at the large peak current found in class "B" operation.

A heat sink can be used with the OC72 for those instances where it may be preferred to obtain an increased output at the expense of a slight increase in size.

In addition to its use in linear transistor amplifiers, the OC72—with its peak current of $\frac{1}{2}$ amp—can be employed in computing circuits, to close relays, to deliver power to small mechanisms, and in many other applications where the requirements are small size, low H.T. voltage and large current pulses.

The current amplification frequency cut-off of the OC72 is not less than 350kc/s. Operated as a "flip-flop" and in the bottomed condition with an H.T. of 12 volts it will deliver in the "on" condition at least 1.2 watts.

Seven pages of data and curves on the OC72 and full information on other Mullard transistors are readily available upon request.



ABRIDGED DATA

Max. collector voltage*	32V peak	16V d.c.
Max. collector current	250mA peak	125mA average
Max. power dissipation at 45°C:				
Without heat sink	75mW	
With heat sink	100mW	
Min. cut-off frequency				
(in grounded base condition at 6V, I _c =10mA)	350kc/s	

*In grounded base or in grounded emitter with a base emitter resistance of less than 1,000Ω.

CHARACTERISTICS OF MATCHED PAIRS

(Two transistors in class "B" push-pull: grounded emitter)

Output (without heat sink)	275mW
H.T. voltage	6V
Quiescent H.T. consumption	3mA
Load impedance (collector to collector)	140Ω
Full drive collector current (peak)	125mA
Full drive collector current (average)	40mA
Total harmonic distortion (full drive)	9%
Total harmonic distortion (50mW output)	5%


See Mullard valves and tubes on Stand No. 305 at the Instruments, Electronics & Automation Exhibition, Olympia—7th to 17th May.



Mullard

COMMUNICATIONS AND
INDUSTRIAL VALVE DEPARTMENT

MULLARD LIMITED • MULLARD HOUSE
TORRINGTON PLACE • LONDON • W.C.1



PRINTED CIRCUITS

L I M I T E D



An invitation is cordially extended to you
to visit our STAND No. 921, at

Instruments, Electronics & Automation Exhibition
Grand Hall, Olympia, London, 7-17th May, 1957

Where we shall be exhibiting "Plasmat" etched circuits, single and double sided, flexible and rigid, heating elements, strain gauges, punched, slotted, or shaped, plated or treated to specification. Transformer and transducer laminations and special shapes without tools, code discs, air compressor valves, condenser fan blades etc.

STIRLING CORNER, BARNET BY-PASS, BOREHAM WOOD, HERTS

Telephone—ELSTREE 2871 (10 lines)

Preserve valuable recordings and end background hiss...

with the
WEARITE
DE-FLUXER



—a simple easily operated trouble-free device
for *depolarising* the heads of tape recorders

- ★ It ensures the maximum signal/noise ratio from *any* tape recorder.
- ★ Protects valuable recorded tapes from cumulative background noise and the gradual attenuation of the higher frequencies.
- ★ Is extremely simple to use without removing head screening cans.
- ★ Permits selective tape erasure during editing.

The Wearite De-fluxer is a "must" for all tape recorder hi-fidelity enthusiasts and for the professional recordist.

From all Hi-Fi
Dealers and
Tape Recorder

Stockists

50/-



Manufactured by **WRIGHT AND WEAIRE LIMITED**

131 SLOANE STREET · LONDON S.W.1 · Telephone: SLOane 2214/3 and 1310
Works: South Shields

It's NEW!



H.F. SIGNAL GENERATOR Type 201

THIS is an entirely new instrument specially designed to meet the exacting demands of modern electronic laboratories. Some of the main features are :—

- ★ Frequency range from 30 kc/s-30 Mc/s
- ★ Harmonic components less than 1%
- ★ Film scale giving actual scale length of 4ft. on each frequency range
- ★ 90:1 Slow Motion Drive with logging scale
- ★ Crystal Calibration
- ★ Frequency stability better than 0.005% over any 5-minute period
- ★ Output variable from 1 microvolt-1.1 volts at 75 ohm impedance
- ★ High impedance output of 5 volts
- ★ Both output levels can be doubled if used without modulation
- ★ Output level constant over entire frequency range
- ★ Modulation depth variable from 0-100%
- ★ F.M. with A.M. less than 300 c/s
- ★ Housed in a steel case 19in. wide by 16in. high by 10in. deep



- ★ Suitable for use on a bench, bolted to a bulkhead or brackets or forward mounted on a standard 19in. rack
- ★ Operates from 100-130 or 200-250 volts 50-60 c/s mains

This instrument will be demonstrated on STAND NO. 408 at the
INSTRUMENTS, ELECTRONICS AND AUTOMATION EXHIBITION.

Full details of this or any other Airmec instrument will be forwarded gladly on request.

AIRMEC LIMITED

HIGH WYCOMBE

BUCKINGHAMSHIRE


ENGLAND

Telephone : High Wycombe 2060


Cables : Airmec High Wycombe

Distortion Corrected- Transmission Perfected

The Regenerative Repeater TRR 1 is a start-stop, five unit code equipment, designed to correct distortion on long line or radio telegraph circuits. It covers the speed ranges 45, 50 or 75 bauds, and accepts signals with up to 49% distortion. Noteworthy features for use on radio circuits are the rejection of short duration spurious start signals, the automatic insertion of correct length stop signals under deteriorating conditions, and the retransmission of long space signals during setting up.



REGENERATIVE REPEATER T.R.R.1.



*For line or
radio telegraph
circuits*




AUTOMATIC TELEPHONE & ELECTRIC CO. LTD

STROWGER HOUSE, ARUNDEL STREET, LONDON, W.C.2.

Telephone: TEMple Bar 9262. Cablegrams: Strowgerex London.

AT14621—BX107



RADIO FREQUENCY BRIDGE Type B.601

A wide range transformer ratio-arm bridge for the measurement of resistance, capacitance, inductance and complex impedance at frequencies between 15 kc/s and 5 Mc/s.

Due to the three-terminal facilities offered by the bridge, it is finding increasing use in the determination of transistor parameters and characteristics.

Amongst the numerous applications possible with a bridge of this design are the measurement of components *in situ*, stray capacitance and transfer admittance.

SPECIFICATION


Capacitance: 0.01 pF to 0.02 μ F
 Resistance: 10 Ω to 10 M Ω
 Inductance: 0.5 μ H to 50 mH
 Accuracy: 1%
 Frequency range: 15 kc/s to 5 Mc/s
 Price: £125



WAYNE KERR

VIDEO OSCILLATOR TYPE O.22B

A portable instrument covering the range 10 kc/s to 10 Mc/s with an output of +10 db to -50 db on 1 volt p. to p. amplitude stabilised to 0.5 db over its full frequency range. Price £165.



WAVE FORM ANALYSER TYPE A.321

A portable instrument to measure the relative levels of the components of a complex waveform over a range of 75 db between 50cs and 20 kc/s. Price: £230.



TRANSMITTING TETRODES



E.E.V. type	C.V. number	American equivalent	Max. operating frequency (Mc/s)
C.1108	2130	4-125A	200
C.1112	2131	4-250A	120

Full data relating to these valves will be sent on request

'ENGLISH ELECTRIC'

Type C.1112 has a maximum anode dissipation of 250W and is suitable for use as a power amplifier in transmitters up to 400W, as an oscillator, or in R.F. heating equipment (up to 1 kW per valve). *Type C.1108* is a smaller version designed for similar uses at lower power levels (anode dissipation 125W).



ENGLISH ELECTRIC VALVE CO. LTD.



Chelmsford, England.
Telephone: Chelmsford 3491

ELECTRO METHODS

LTD

OF STEVENAGE

BRITAIN'S FOREMOST DESIGNERS

AND MANUFACTURERS OF

HIGH
STABILITY

MAGNETIC AMPLIFIERS

An extensive range
of our standard types of
SINGLE-STAGE or **PUSH-PULL**
Magnetic Amplifiers
is always available for
prompt delivery

*


**SPECIAL TYPES CAN BE DESIGNED
TO SUIT YOUR NEEDS**

*

*Full technical data
and illustrated leaflets promptly
forwarded on request*



ELECTRO METHODS LTD. 12-36 CAXTON WAY, STEVENAGE, HERTS. Phone: STEVENAGE 780



Why struggle with Mains Voltage Fluctuation ?

If you have any problem involving a.c. voltage regulation, the solution is to call in 'Advance'—the C.V.T. specialists.

Investigation of your problem may prove that a standard type Constant Voltage Transformer will meet the case; or maybe, a special design is called for. In any event, the wealth of experience gained by 'Advance' over many years in probing every aspect of mains stabilization provides the surest, quickest, and certainly the most economical, solution to your difficulties.



let **Advance** give you a hand



ADVANCE COMPONENTS LIMITED

ROEBUCK ROAD · HAINAULT · ILFORD · ESSEX

Telephone : Hainault 4444



This size...

...and smaller!

This is a small carbon track Precision Resistive Element a mere 10 mm. in diameter—but it isn't the smallest which can be produced by Plessey at Swindon. Neither is it the largest. They range up to 4" in diameter and, in their various forms, cover a wide field of applications.

By a recently developed technique, it is now possible to join straight Precision Resistive Elements to form electrically continuous tracks of several feet in length. Such tracks are used in automatic machine tool control. The track itself, normally carbon type, can alternatively be produced in a silver loaded, high conductivity material for multi-pole switches or commutators. These are suitable for continuous high-speed rotation and have an extraordinarily long life. Products of this type have many applications in spheres of telemetering, computers and instrumentation.

Plessey

Precision Resistive Elements

are employed in these important applications...

- Guided weapons
- Machine tool control
- Movement indication and control
- Liquid level control and remote indication
- Continuous rotation potentiometers
- Sine cosine potentiometers
- Precision potentiometers with special laws
- Tagless track potentiometers
- Stepped attenuators
- Strain gauges
- Pressure sensitive elements

COMPANY MEETING

MARCONI'S WIRELESS TELEGRAPH YEAR OF PROGRESS

SIR GEORGE H. NELSON'S REVIEW

The 59th annual general meeting of Marconi's Wireless Telegraph Co., Ltd., was held on March 14th in London.

Sir George H. Nelson, Bt., F.C.G.I., M.I.Mech.E., M.I.E.E., chairman, in the course of his speech, said:—

No Company can hope to maintain world leadership without making a substantial contribution to research, and it is with pride that I tell you of our expanding research effort, already the greatest of its kind in Europe. New and important extensions to our research laboratories will come into use during 1957.

FRUITS OF RESEARCH

Our scientists and engineers have achieved very significant results for the future in many fields.

Firstly, in the communications field we have made very great advances in microwave radio links. Our latest link will carry no less than 600 telephone channels, or alternatively a television signal in black and white or in colour.

Secondly, advances have been made in the Ionospheric Scatter technique of radio communication. This Very High Frequency system enables a useful number of messages to be transmitted simultaneously over longer distances than was hitherto possible and at all times of the day. Previously communication was often lost over long periods.

Lastly, in the vitally important field of air navigation we are now able to reveal that we have been in the forefront in developing and manufacturing a revolutionary airborne navigational aid of great accuracy, known as the Doppler Navigator. This device gives a continuous pinpoint plotting of an aircraft's position to a high degree of accuracy without using any ground based aids.

Reviewing now your Company's main lines of activity I would comment as follows:—

SPREAD OF TELECOMMUNICATIONS

We have received orders for Ionospheric Scatter equipment from the Ministry of Supply for a new communications system between the United Kingdom and Malta.

During 1956, we strengthened still further our position in the field of microwave links, and installations are proceeding all over the world.

In Nigeria, we have been awarded an additional contract for maintaining the extensive Marconi multi-channel network and for establishing a Training College, under the auspices of our own Marconi College, for the advanced training of Nigerian technologists.

GROUND RADAR FOR MILITARY AND CIVIL USE

We have developed and put into production a series of very efficient high power early-warning radars, and a further range of new equipment is under development.

Your Company has always been a pioneer in the field of specialised radar display equipment. Our present programme is geared to meet the ever increasing demand created by the problems of supersonic flight and the advent of guided weapons upon the subsequent presentation of the radar information.

AIR SAFETY IN THE JET AGE

Our "Doppler Navigator" has given outstanding operational service with the Royal Air Force, and orders have been received from Commonwealth Air Forces.

We have been entrusted by B.O.A.C. with the preparation of a radio system for their Comet IV aircraft, and I would add that this installation will be one of the most complete ever undertaken for an air-line operator.

Our Transmitter/Receiver has been chosen for B.O.A.C.'s long-range Britannia airliners on which will also be installed a pair of our famous radio compasses.

TELEVISION

The most outstanding event of the year in this field was the inauguration of television services in yet another continent—the Commonwealth of Australia. This great task was completed in time for the Olympic Games in November, and all reports speak of the high quality of the pictures transmitted. I am proud to say that Marconi's were responsible for four of the first six stations, two in Sydney and two in Melbourne, the total value of these contracts amounting to approximately £1,000,000.

In Denmark, the last of the first three stations, with their Marconi vision and sound transmitters and aerials, was completed last year.

At Home, work completed for the B.B.C. in 1956 included the transmitters and much other equipment for the new Crystal Palace station, and cameras and other equipment for the new Riverside Studios in London.

For the I.T.A., the completely Marconi-built and equipped station for the North of England at Winter Hill and Emley Moor, came into operation in 1956, both completed in a remarkably short time. We have also been awarded the contract for the transmitting equipment for the I.T.A.'s Scottish Station, due for completion this summer. Large Commercial Television studio centres were completed at Manchester, Birmingham and London for which your Company provided a large part of the equipment.

In the B.B.C.'s recent colour television demonstration for the Houses of Parliament the transmitting and camera equipment were of Marconi design and manufacture as also were those used for the regular trial transmissions during the year.

40 VHF TRANSMITTERS FOR THE B.B.C.

Our new range of VHF F.M. transmitters has put us in a strong position in this field, and important orders have been received, including one for 12 transmitters for Sweden. At home, we completed the installation of no less than 40 of these transmitters at seven different sites for the B.B.C.

During the year we installed two high power transmitters for the new Baghdad station; nine for the Paradys station in South Africa; three for Cyprus and others for Ghana and Denmark. Orders are in hand for transmitters for the Sudan, Aden, Sarawak and Brunei, once again emphasising the world-wide nature of our business.

CONFIDENCE IN THE FUTURE

We are very much alive to growing competition overseas, but with our wealth of research, development and production facilities, we can face the future with every confidence.

The report and accounts were adopted.



Delaron

(by De La Rue)

does a double act for you

You already know DELARON as a laminated insulant of precisely known dielectric values and mechanical properties which fully meet all British Standard and Ministry specifications at every grade. It is used as a controller of electricity, from loudspeaker spiders to insulating washers.

But do you know about the second half of the double act by DELARON laminates?

In its copper-clad form it is the basis of most of the printed circuits in radio, television, radar and electronic computers—the new, simpler and cheaper method of circuit manufacture.

You should use DELARON laminates.

For information, advice and service get in touch with Dept. D8G, Thomas De La Rue & Co Ltd, 84-86 Regent Street, London, W1.

for the closest
approach to the
original sound




QUAD II AMPLIFIER

The criterion, as always, is that the reproduced sound shall be the closest approach to the original — that the enjoyment and appreciation of music may be unimpeded. This is reflected throughout the design of the QUAD II. It is reflected, too, in the straightforward and logical system of control, achieved without the sacrifice of a single refinement or adjustment capable of contributing to the final objective.

ACOUSTICAL
MANUFACTURING CO. LTD.
HUNTINGDON · HUNTS · TEL. 1461

HUNTINGDON, HUNTS · Telephone: HUNTINGDON 361


**ROLA CELESTION—**

acknowledged leaders for over 30 years in
the design, development and manufacture
of loud-speakers for all purposes . . . world
famous for quality of reproduction, sensi-
tivity in performance and long life under
all climatic conditions.

**LOUDSPEAKERS
FOR ALL
PURPOSES**

**ROLA
CELESTION**

Rola Celestion Ltd. FERRY WORKS THAMES DITTON, SURREY
Telephone: EMBerbrook 3402




more and more users

are specifying




TRANSFORMERS



Left: Potted Compound Filled Transformers.
 A wide range of capacities for transformers and chokes. Complete reliability. Suitable for exacting industrial and climatic conditions.



Above: Cast Resin Transformers.
 Give complete mechanical and climatic protection for core and windings. Good heat dissipation.



Bottom Left: Shrouded and Open-Type Transformers.
 Combine first-class engineering with a popular highly competitive product. Vacuum impregnated and rigidly tested.

Catalogues available on request.



WODEN TRANSFORMER CO. LTD

MOXLEY ROAD
 BILSTON · STAFFS
 Phone: BILSTON 41959

Question "Why don't dealers stock and recommend our Amplifiers and Tuners, etc?" Answer "Because they cannot afford to as we give their discount to YOU (the public)."

This direct trading explains why our products, though in the top class, are so much cheaper than our competitors'.

What we are and what we do.

Firstly we are quite large manufacturers of Audio Amplifiers, Radio Feeder Units, Tape Recorders, Portable Record Players, Speaker and Amplifier Cabinets and custom built Complete High Fidelity Radio and Record Reproducers.

Secondly we are Retailers of Gramophone Units, Autochangers, Speakers, Tape Recorders, etc., etc.

We recommend only that which we know to be of good performance and of sound construction. We are not in the group of traders who sell job lines at apparently low prices because they are obsolete or faulty. On the other hand our finances are such that we do not have to sell you an expensive article if we know that a less expensive unit will do your job perfectly.

If any reader should have his mind set on a high-priced amplifier of

another make and would like to save money if possible, we should like to make the following clear-cut offer: If he buys one of our "Symphony" Amplifiers or Tuners and is not entirely satisfied with it he may return it for full credit against any other amplifier or tuner on the market. It should be emphasized at this stage that we can supply any Amplifier, Radio Tuner, etc., advertised.

Our Chief Engineer, who is operating a Technical Guidance Service, is available daily including Saturdays from 10 a.m. to 6 p.m. or will deal with enquiries by return of post.

Our new illustrated Catalogue and supplement will be a great boon to those desiring quality equipment for modest expenditure. Send two 2½d. stamps for your copy now. It may well save you pounds! All our equipment is on demonstration at our showroom in conjunction with a variety of Pickups, Speakers, etc. If you can possibly call we shall be pleased to see and help you. H.P. facilities available.


It is essential to mention "Wireless World" when requesting Catalogue or when ordering.

WE ARE HOLDING OUR OWN AUDIO FAIR IN OUR DEMONSTRATION ROOMS

The New No. 1 "SYMPHONY" AMPLIFIER MARK III is a 3-channel 5-watt Gram/Radio Amplifier with astonishingly flexible tone control. You can lift the treble, the bass, or—and here is the unique feature—the middle frequencies to suit your own ear characteristics and the record or radio programme being heard. It is thus possible to arrange the frequency-response of the amplifier to a curve equal and opposite to the resultant curve of the other items in the chain so what finally registers in the brain is as per original. This flexibility of control is even more important than the nominal linear response of the amplifier, as the pick-up speaker, etc., are not linear. Independent Scratch-Cut is also fitted and special negative feedback circuit employed. The Amplifier can accommodate a wide variety of records from old 78s to new L.P.s, and there is full provision for Radio Tuner, Tape take-off and Playback. It is available to match 2/3 or 15 ohms speakers. Price 12 gns. (carriage 7/6). Fitted in portable Steel Cabinet. 2 gns. extra.

The New No. 2 "SYMPHONY" AMPLIFIER MARK III, as No. 1


but with 10-watt Push-Pull triode output and triodes throughout. Wooden main and output transformers and choke. Output tapped 3, 7.5 and 15 ohms. Provision for Tuner and Tape. Competes with the most expensive amplifiers on the market yet costs only 16 gns. (carriage 7/6). Fitted in portable Steel Cabinet, 2 gns. extra. **"SYMPHONY" AMPLIFIERS WITH REMOTE CONTROL**



Both the above model Amplifiers are available with all controls on a separate Control Panel with up to 4ft. flexible cable which simply plugs into the amplifier. Enables the Amplifier proper to be sat in the bottom of a cabinet whilst the controls are mounted conveniently higher up. Extra cost 2 gns.

No. 1 "SYMPHONY" F.M. TUNER. High grade instrument with extremely silent background. Based on the latest type of permeability tuned Coil Assembly of advanced design housed in anti-radiation shield giving extreme sensitivity and high music/noise ratio. Suitable for amplifiers in the highest fidelity class. £15/8.—
Power Pack £3/7/6. Magic eye £1 extra if required.

N.R.S. EMPRESS FM/VHF TUNER/ADAPTOR Fine little job. Will plug into any radio and add F.M. £13/15/—, Magic eye assembly £1 extra if required. Ditto mounted in beautiful dark walnut cabinet complete with magic eye 17 gns. Carriage 7/6.



No. 2 "SYMPHONY" AM/FM TUNER.

Combining all the specifications of our Long, Medium and Short wave Superhet AM Tuner and our No. 1 FM Tuner. Separate Coil Assemblies and IFs Fully self-powered on one chassis. 26 gns.

"SYMPHONY" AM/FM RADIOGRAM CHASSIS Mk II. Very high grade Radiogram Chassis incorporating the Long, Medium, Short and VHF Bands; nine valves including new fan-type, built-in Magic Eye; push-pull output for high quality reproduction. Input sensitivity adequate for Studio. Professional quality (P) and transcription (PX) pick-up cartridges. New type ultra-sensitive, anti-radiation, no-drift F.M. front-end; built-in ferrite rod A.M. aerial; plug-in F.M. indoor dipole aerial supplied free. Negative feedback; 15 ohms tapped 3 ohms output; entirely new-look German-type dial and knobs in gold, brown and cream, measuring 15in. x 6in. horizontally. Depth front to back 8in. An extremely attractive up-to-the-minute instrument. Price complete with 10in. Goodmans Loudspeaker. 26 gns., plus carriage 10/—, Alternatively, allowance made on standard speaker against a more expensive, high fidelity speaker. Delivery from stock.

RECOMMENDED GRAMOPHONE UNITS
COLLARO 4-SPEED SINGLE PLAYER AC4/564, £9/7/—.

New model RC456, 4-speed mixer changer £13/17/—.
NEW MODEL GARRARD RC88 AUTOCHANGER £15/11/4. RC98 £17/10/3. Prices less head.

Variety of pickup cartridges available in Garrard shell to fit. Leaflets on Collaro and Garrard Gram. Units on request.

LENCO GL50. 4-speed continuously variable from above 78 r.p.m. to below 16 r.p.m. Special Autostop. Price with Studio "O" or "P" head or Goldring Model "500" variable reluctance head, £21/17/10.

LENCO GL55, as above but without pickup and autostop but fitted with special device for Groove Location and knob which completely disengages drive-wheel. Suitable for use with any pickup, especially transcription types and B.J. Arm. Price £17/10/4. Immediate delivery guaranteed.

ENCLOSURES TO GOODMAN'S "SHERWOOD" DESIGN. Walnut or mahogany, complete with Acoustical Resistance Unit, 19 gns., or less A.R.U., 16½ gns.
MIDAX/TREBAX CABINET. To match "Sherwood" (Viscount) 8 gns.

"SYMPHONY" BASS REFLEX CABINET KITS. 30in. high, consist of fully-cut ¾in. thick, heavy, inert, non-resonant, patent acoustic board, deflector plate, felt, all screws, etc., and full instructions. 8in. speaker model, 85/—, 10in speaker model, 97/6. 12in. speaker model, £5/7/6. Carriage 7/6. Ready built, 15/— extra.

As above but fully finished in figured walnut veneer with beautiful moulding and speaker grille. 10in. £11. 12in. £11/10/—, Other veneers to order.

NORTHERN RADIO SERVICES

DEPT. WW., 11, KINGS COLLEGE ROAD, ADELAIDE ROAD, LONDON, N.W.3.

Phone: PR1mrose 3314

Tube. Swiss Oostage and Oalk Farm Buses: 2, 13, 31, 113 and 187

CONSOLE AMPLIFIER CABINETS. 33in. high, lift-up lid with piano hinge, take Tape Deck, Gram Unit or Autochanger, Amplifier, Pre-Amplifier, and Radio Feeder Unit, finished medium walnut veneer. De luxe version, price 12 gns. Oak or mahogany veneers and special finishes to order. Carriage according to area. We will quote by return.

NORDYK CABINETS. Speaker Enclosure £5/17/6. Table Model Amplifier/Gram Unit Cabinet £5/19/6. Table Model Tape Recorder Tape Amplifier or Radio Tuner Cabinet £5/19/6. Record Storage Cabinet holding 150 records £4/17/6. All above cabinets measure (internally) 19in. wide x 13in. high x 13in. deep and finished in polished walnut, thus enabling a complete installation to be built up unit by unit in matching style cabinets and added to as required. We can supply Amplifiers, Tuners, Gram units, Tape Decks and speakers mounted in these cabinets. Examples on demonstration.

TAPE RECORDER DEPT.

We are specialists in the supply of tape gear for use in conjunction with High Fidelity Equipment. We are familiar with all worth-while Tape Recorders and Decks on the market and are in a unique position to advise on Tape Recorders, Tape Decks, Tape Amplifiers and Tape Pre-Amplifiers and give unbiased opinions and demonstrations. All those intending buying a Tape Recorder or adding Tape facilities to their present systems are advised to consult us before spending money, as we might well be able to save you money and dissatisfaction. Call for a demonstration, or write.


THE "SYMPHONY" DE-LUXE TAPE RECORDER.

2-speed twin-track, microphone, radio and gramophone inputs. Facilities for playback through high quality internal elliptical speaker or through external high fidelity speaker or through external high fidelity amplifier. Automatic head demagnetisation. Wide frequency range heads. Housed in handsome polished walnut cabinet. Fantastic value for money at 49 gns. or 9 monthly payments of 6 gns. Plus carriage and packing £1. Full details in catalogue. Also available with built-in revolution counter for 52 gns. or 9 monthly payments of £6/13/—. Recommended microphones: Ronetta S742 at £10/4/— or S53 at £2/15/—.

McMURDO

MARK II MICRONECTORS

Embody new improved features shown below




9 WAY

18 WAY

26 WAY

34 WAY





ALTERNATIVE LONG PLUG COVER PROTECTS PINS

STRENGTHENED EXTRUDED ALUMINIUM COVER WITH RIGID CABLE CLAMP, TOP OR END CABLE ENTRY

OPTIONAL LATCH PREVENTS ACCIDENTAL DISENGAGEMENT AVAILABLE FOR ALL COMBINATIONS



MASK TO PROTECT PINS OF PANEL-MOUNTED PLUG





GOLD PLATED SOCKETS AND PINS

DOWELS PROVIDE MECHANICAL ALIGNMENT. SPECIAL ALTERNATIVE DOWEL SOCKET FOR ELECTRICAL CONNECTION.

SEND FOR FULL TECHNICAL INFORMATION TO :

THE McMURDO INSTRUMENT CO. LTD., ASHTEAD, SURREY. TELEPHONE: ASHTEAD 3401

series 305 relay



Instruments, Electronics
& Automation Exhibition, Olympia
VISIT US ON STAND 706
May 7 — 17

P.O. 3000 RELAY

This Relay is the well known P.O. 3000 Relay and can be supplied with coils wound for standard voltages up to 250 volts D.C.

Contact assemblies are available up to six pole changeover and alternative rivets can be supplied to suit varying duties. The Series 305 Relay can be slugged for make or break action and coils can be vacuum impregnated for tropical and humid conditions.

Magnetic Devices
A.I.D. & A.R.B. approved. **LTD**

MAGNETIC DEVICES LTD. EXNING ROAD, NEWMARKET, SUFFOLK
Telephone: Newmarket 3181/2/3 Telegrams: MAGNETIC, Newmarket

The *NEW*

SUPER BLACK BOX



An outstanding new
high fidelity record
reproducer

AMPLIFIER

Valves: EL34, 2 EF86, EZ81.
SINGLE-ENDED ULTRA-
LINEAR output stage having
22db negative feedback overall,
which gives 8 watts with 0.5%
distortion.

Frequency response:
7cps-75Kcps \pm 1db, followed by
continued fall outside this range.
Steep cut filter:

Out, 9Kc, 6Kc, 4Kc.

For operation from 110-120
volt or 200-250 volt, 50 cycles
AC. Facility for radio tuner via
rear input socket (sensitivity
300 mv. across 100,000 ohms
to give 8 watts output).

SPEAKER SYSTEM

Complete cabinet forms bass
reflex chamber of $2\frac{1}{2}$ cubic feet.
Two $6\frac{1}{2}$ in. P.M. speakers oper-
ating in parallel, plus Pye
Electrostatic speaker with
curved surface $16'$ wide across
the front of the cabinet, which
operates from 5Kc to above
audibility.

CABINET

Extremely strong rigid cabinet
($1\frac{1}{2}$ " available in two attractive
colour schemes—the traditional
cabinet is finished in rich
dark walnut veneers with con-
trasting grille cloth in pastel blue.
Available in Contemporary
styling with contrasting cream
lid and crimson lining. Push-
button controls for amplifier.
Dimensions: $12\frac{1}{2}$ " (32.4 cms.)
Width $19\frac{1}{2}$ " (50.2 cms.) Depth
 $19'$ (48.3 cms.)

RECORD PLAYER

Collaro transcription cartridge
in 4-speed auto/manual player
unit. Tropicalized version also
available with ceramic cartridge.

Pye Limited,
Auckland, C.I.,
New Zealand.

Pye Pty. Ltd.,
Melbourne, Australia.

Pye Corporation of America,
1149 Raritan Avenue,
Highland Park,
New Jersey, U.S.A.

Pye Radio and Television
(Pty.) Ltd.,
Johannesburg, South Africa.

Pye (Ireland) Ltd.,
Dublin, Eire.

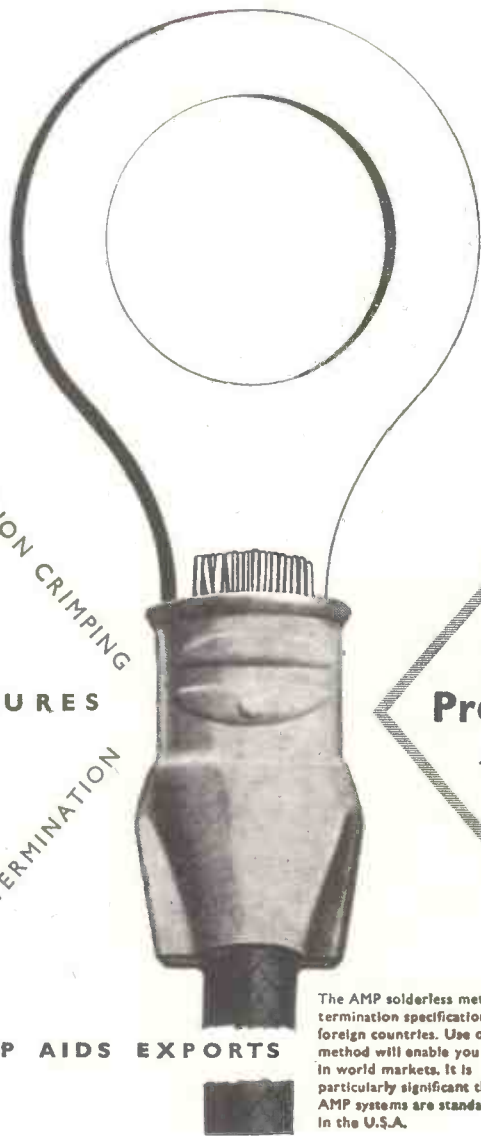
Pye Limtsed,
Tucuman 829, Buenos Aires.

Pye Limited,
Mexico City.

Pye Canada Ltd.,
Northline Road, Toronto.
Deutsche Pye G.m.b.H.,
Berlin-Zehlendorf-Voss,
Roonstrasse 2, Germany

PYE LIMITED • CAMBRIDGE • ENGLAND

AMP modern solderless terminations



ENSURES

PRECISION CRIMPING
PERFECT TERMINATION

AMP AIDS EXPORTS

The AMP solderless method meets wire termination specifications in foreign countries. Use of the AMP method will enable you to compete in world markets. It is particularly significant that AMP systems are standard practice in the U.S.A.

SAVES TIME—SAVES COST

Pre-Insulated Diamond Grip

AVOIDS HUMAN ERROR

For single terminations or complicated cables, AMP Solderless Precision Crimp methods are bringing to Industry a new high standard of positive wire termination. Wherever electrical termination is em-

ployed there are AMP methods, AMP terminals and AMP tools to cut cost, reduce human error and speed the job to keep pace with fastest production schedules. Write or 'phone us NOW for further information.

IMPORTANT ADVANTAGES

1. Electro-tinned high conductivity copper in one-piece construction. Termination completed in a single operation.
2. Plastic insulation permanently bonded to terminal barrel.
3. Serrated terminal barrel ensures maximum area of contact and great tensile strength.
4. Wire and terminal are compressed into a solid, homogeneous mass, ensuring maximum conductivity and resistance to corrosion.
5. Circumferential insulation support permits flexing of the cable without damage to the conductor or fraying of the insulation.
6. A wide variety of tongue shapes and stud hole sizes. Terminals and tools have matching colour coding for positive cable size identification.





AIRCRAFT-MARINE PRODUCTS (GT. BRITAIN) LTD.

London Sales Office: DEPT. 15, 60 KINGLY STREET, LONDON, W.1. Telephone: REGENT 2517-8 and 3681-2-3

Works: SCOTTISH INDUSTRIAL ESTATES, PORT GLASGOW, SCOTLAND

AP 33/45



These Units are
ACTUAL SIZE
—made under
U.S. licence
from
Winchester
Electronics Inc.

**DATA RELATING
TO SERIES 'MRE'
MINIATURE
CONNECTORS**

CURRENT CARRYING
CAPACITY: 7.5 amps

BREAKDOWN VOLTAGE
BETWEEN CONTACTS:
(at sea level)
7-contacts: 3.1 kV
14 up to 50-contacts: 4.0 kV

AVERAGE MATING
AND UNMATING FORCE
(per contact): 8 oz.

POSITIVE POLARISATION
BY GUIDE-PINS AND SOCKETS

RIGID ALUMINIUM HOODS
WITH CABLE-CLAMPS
(vibration locks optional)
FOR COMPLETE SERIES

SERIES 'MRE'
with 7, 14, 18, 26, 34 & 50 contacts
**NOW AVAILABLE
FOR
PROMPT DELIVERY**



— the foremost manufacturers of

***miniature
connectors***

GOLD-PLATED CONTACTS
made from spring-tempered phosphor-bronze
provide low contact-resistance,
prevent corrosion and facilitate soldering.

MELAMINE MOULDINGS
conforming to B.S.S. 1322
provide high arc-resistance,
high dielectric and mechanical strength.

Full technical data and illustrated
leaflets forwarded on request:
ELECTRO METHODS LTD.
12-36 Carton Way, Stevenage, Herts.
Telephone: Stevenage 780



REPLACEMENT ELAC SPEAKER UNITS



Model
5in. G
Price
25/8
inc. P.T.



Model
6 1/2 in. G
Price
27/-
inc. P.T.



Model
8in. C
Price
31/11
inc. P.T.



7 x 4in. G
Elliptical
Price
25/8
inc. P.T.



Model
10in. C
Price
39/9
inc. P.T.



10 x 6in. C
Elliptical
Price
39/6
inc. P.T.



ELMAG High Fidelity Units

Designed to give good quality at domestic volumes. For a power output stage providing more than 4 watts, 2 or more speakers are recommended.

Flux Density 8,000 gauss (27,500 Maxwells).
Frequency Response 40-12,000 c.p.s.

9 x 5in. Model 59T. Price 38/2 inc. P.T.

All prices are for speakers without transformers.


TRADE TERMS 33 1/3%.

ELECTRO ACOUSTIC INDUSTRIES LTD

STANFORD WORKS, REDD LANE, TOTTERHAM, N.15. Tel: Totterham 5505 (5 lines)

NEW! — THE PRACTICAL WAY

of learning **RADIO · TELEVISION · ELECTRONICS**
AMATEUR S.W. RADIO · MECHANICS · PHOTOGRAPHY · CARPENTRY etc. etc.



COMPLETE EXPERIMENTAL COURSES IN SCIENCE AND TECHNOLOGY

NEW — completely up-to-date methods of giving instruction in a wide range of technical subjects specially designed and arranged for self-study at home under the skilled guidance of our teaching staff.

NEW experimental outfits and lesson manuals are despatched on enrolment and remain the student's property. A tutor is allotted to each student for personal and individual tuition throughout the course.

In the case of radio and television, specially prepared components are supplied which teach the basic electronic circuits (amplifiers, oscillators, detectors, etc.) and lead, by easy stages, to the complete design and servicing of modern commercial radio and television receivers.

If you are studying for an examination, wanting a new hobby or interest, commencing a career in industry or running your own full-time or part-time business, these practical courses are ideal and may be yours for moderate cost. Send off the coupon to-day for a free Brochure giving full details.

There is no obligation whatsoever.

*The only Home Study College
run by a World-wide
Industrial organisation*

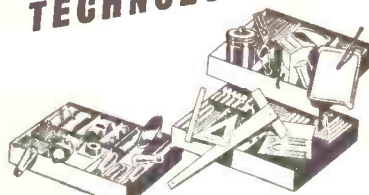
E.M.I.
Factories at
Hayes.



EMI INSTITUTES

SUBJECTS INCLUDE:-

- RADIO · SHORT WAVE RADIO
- TELEVISION · MECHANICS · CHEMISTRY
- PHOTOGRAPHY · ELECTRICITY · WOODWORK
- ELECTRICAL WIRING · DRAUGHTSMANSHIP
- ART, etc.



**COURSES FROM 15/-
PER MONTH**

FILL IN COUPON
FOR
FREE
PROSPECTUS



E.M.I. INSTITUTES, Dept. 127x, London, W.4

NAME _____ Age _____
(if under 21)

ADDRESS _____

I am interested in the following subject(s) with/without equipment

BLOCK
CAPS
PLEASE

MAX We shall not worry you with personal visits

1045


— Part of "His Master's Voice," Marconiphone, etc. etc.



Single pillar lampholder supplied completely prewired with 3 ft. leads ready for immediate installation. Reference No. 80/10/0155


Thorn pillar lampholders for the illumination of instrument panels . . .

Originally designed for aircraft control panels (and widely used throughout the British aircraft industry) these Thorn pillar and bridge piece lampholders are of universal application for industrial use wherever instrument panels require illumination. A full range of these components is available.



. . . and bridge pieces

The special advantage of Thorn pillar and bridge pieces is their notable economy of panel space and the clear illumination they provide. Wiring arrangements are extremely simple and bridge pieces can be quickly added to existing control panels without any difficulty.



Bridge pieces are supplied with double entry leads for emergency stand-by lighting if required.

The present range of bridge lighting units is as follows:—

TYPE A	Mk. G4B Gyro Compass	4 lamps
TYPE B	Artificial Horizon	2 lamps
TYPE C	Large S.A.E. Case (4BA screws)	2 lamps
TYPE D	Small S.A.E. Case (4BA screws)	2 lamps
TYPE E	Horizontally mounted Double Desynn	2 lamps
TYPE F	Large S.A.E. Case (2BA screws)	2 lamps
TYPE G	Small S.A.E. Case (2 BA screws)	2 lamps
TYPE H	Large Air Ministry Case	2 lamps
TYPE J	Instruments with 3" P.C.D. fixing	2 lamps
TYPE K	Double Desynn mounted vertically	2 lamps

SPACE SAVING :
All these components are of minimum size because they are designed round the unique Atlas Midget lamp only 0.575" long and 0.249" in diameter.



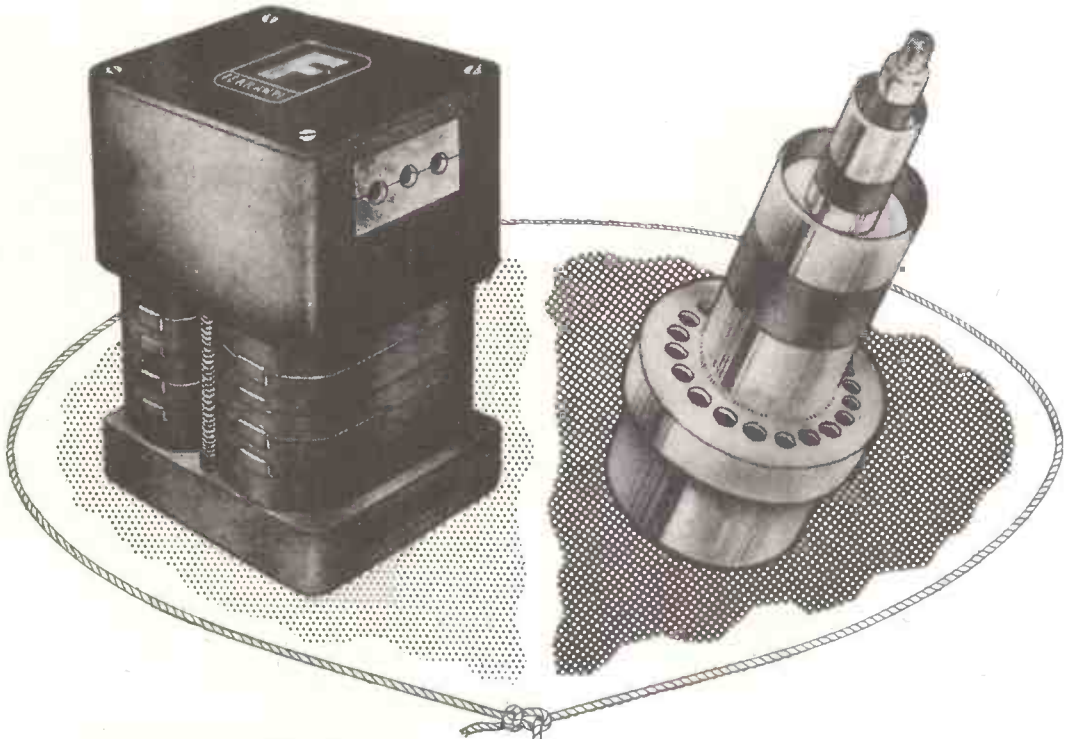
Three types of Thorn midget panel bulbs are available.
28 volts 0.04 amps
12 volts 0.1 amps
6 volts 0.1 amps



Write for illustrated brochure giving full details

Thorn Electrical Industries, Aircraft Components Division, Great Cambridge Road, Enfield, Middlesex. Tel. : Enfield 5340

bigger and better!



“Hitemp” Transformers

- Operational temperatures up to 250°C.
- Suitable for high altitude operation.
- Saving in size and weight.

Originally designed for supersonic aircraft, the “Hitemp” range of transformers has many applications throughout the electrical field.

Ceramic Valves

- High permissible temperature of operation.
- Ruggedised construction.
- Reduced dimensions.

The Ferranti range of Ceramic Valves includes power rectifiers, stabiliser triodes and R.F. power oscillators and amplifiers.



FERRANTI LTD., FERRY ROAD, EDINBURGH • Tel: Granton 89181

INTRODUCING THE NEW

NASHTON

INSTRUMENT RANGE

Resistance

(5Ω to $500M\Omega$)

Capacitance


($5pF$ to $500\mu F$)

Comparison

(-30% to $+45\%$)

BRIDG

(1% mid-scale;
 $2\frac{1}{2}\%$ from 20Ω to $20M\Omega$)



The Nashton R.C.C. Bridge is the first of a new range of electrical test instruments by Nash & Thompson, the Company specially selected to carry out the R.C.S.C. approval testing for the Ministry of Supply. The R.C.C. Bridge is precision-built of high stability 1% components

and incorporates a 0.1% linearity wire-wound cam-corrected balancing potentiometer.

Instruments in the new Nashton range, of which the R.C.C. Bridge is the first, will all be **Accurate • Low-priced • Reliable Compact**

WRITE TO:—

Nash and Thompson

LIMITED

OAKCROFT ROAD • CHESSINGTON • SURREY • *Elmbridge 5252*


for inclusion in the

NASHTON

mailing list for information

THESE HIGH Q COILS

are now even easier to install



Designers of communications equipment, will welcome the new mounting and terminating arrangements of the Mullard 25mm and 36mm pot cores.

Unique design features that make installation easier than ever, include positions for tag boards on three sides and a new system of fixing, which eliminates the need for additional mounting plates.

Combining constructional advantages with sound technical performance, these 25mm and 36mm pot cores take full advantage of the low loss of Ferroxcube to produce inductances of up to 30 henries, together with high Q values over a wide frequency range. As an additional service these pot cores can be supplied wound to individual specifications, if required.

Write now for full details of the comprehensive range of Mullard pot cores currently available.

Outstanding features

- * Controllable air gap, facilitating inductance adjustment
- * Self screening
- * Controllable temperature coefficient
- * Operation over a wide frequency range
- * Ease of winding, and assembly

Mullard



'Ticonal' permanent magnets
Magnadur ceramic magnets
Ferroxcube magnetic cores

Mullard Ltd., Component Division, Mullard House, Torrington Place, W.C.1

ORYX

MINIATURE SOLDERING INSTRUMENTS

The elements of ORYX instruments are mounted at the tip of the stainless steel shafts. No loss of heat and maximum efficiency are the result. Strictly controlled heat (not too little, not too much), giving exact soldering temperature. Robust construction without mica, ceramics, pins, etc. Simple, push-on spare bits, easily replaced. Finger-tip control.

Model 6

Designed for soldering hair-springs, transistor work and miniature instruments. The only model with a non-replaceable bit. For 6 volts only.

Model 6A

Designed for production and maintenance of hearing-aids, printed circuit-work and transistor-assemblies. For 6 volts only.

Model 9

Designed for miniature radio and instrument work, relays, switches, small assemblies, etc. Available for 6 v., 12 v. or 24 v.

Model 11

Designed for special high-temperature work, soldering temperature approx. 100° above normal. For 6 volts only.

Model 12

Designed for maintenance work on television and radio sets, aircraft work, electronic instruments. Available for 6 v., 12 v., 24-28 v. or 50 v.

Model 18

Designed for high-speed soldering on production lines. Prevents fatigue by operators and damage to surrounding components. For 6 volts only.



Mod. Consumption Bit Dia. Weight Length Price Sp. Bits

Mod.	Consumption	Bit Dia.	Weight	Length	Price	Sp. Bits
18	18 watts	$\frac{3}{16}$ in.	$\frac{3}{4}$ oz.	7 $\frac{1}{4}$ in.	35/-	3/6
12	12 watts	$\frac{3}{16}$ in.	$\frac{1}{2}$ oz.	6 in.	25/-	2/-
9	8.3 watts	5/32 in.	$\frac{1}{4}$ oz.	6 in.	25/-	2/-
6A	6 watts	3/32 in.	$\frac{1}{4}$ oz.	6 in.	25/-	2/-
6	6 watts	$\frac{1}{16}$ in.	$\frac{1}{4}$ oz.	6 in.	25/-	—
11	10 watts	5/32 in.	$\frac{1}{2}$ oz.	6 in.	35/-	7/6

SOLE DISTRIBUTORS

ANTEX

3 TOWER HILL
LONDON E.C.3

Telephone Royal 4439

Cables ANTEXLIM

**A NEW CONCEPTION
OF RIBBON AND
MAGNET ARRANGEMENT**



The majestic concord of the symphony orchestra or the cathedral organ...the strong rhythmic bass and percussive highlights underlying the drive of jazz...these you can record, **faultlessly, completely**, with the new "Cadenza" Ribbon Microphone.

With a rigid die-cast outer shell acoustically designed for exceptional freedom from resonant peaks and troughs, and an output which is flat within close limits over the wide range of 50-12,000 c.p.s. the "Cadenza" provides a performance hitherto only expected from studio class equipment... while remaining in the medium price bracket.

briefly...

- Although ribbon is 4 times area of similar units, and is thus of enhanced sensitivity, due to its extreme thinness of about 1 micron, dynamic impedance is actually less.
- Ribbon response 30-14,000 c.p.s.
- True pressure gradient response.
- Incorporating dual output impedance—25 ohms and 80 k/ohms.
- Microphone assembly fitted with anti-vibration mounting contained in double windshield.

Pats. Applied for. Regd. Design.

DUAL IMPEDANCE microphone and desk stand in presentation case—10 gns.

Full range of alternative mountings and accessories available.



Cadenza
Designed and manufactured in England.

ACOUSTICS: STANLEY KELLY
STYLING: PETER BELL

OVERALL DESIGN: ERIC TOMSON


-----Ribbon Microphone-----

Distributed by:


SIMON SOUND SERVICE LTD., 46-50 GEORGE STREET, LONDON, W.1
Illustrated Folder and full information about "Cadenza" please

Name _____
Address _____


post this coupon
now



start with IMLOK



and finish the job



This new system of metal cabinet construction is ideal for research and prototype work as well as quantity production. IMLOK is simplicity itself.

Precision cabinets of rigidity, strength and really professional appearance can be built by your own workshop to your own design, quickly and economically.

Write or phone for fully illustrated leaflets.

The various Corner Connectors and Extrusions lock together to form the framework required. The range of Connectors and Extrusions (consequently the range of designs) is continually being extended and new components are now in production.

IMLOK

E·M·I INTRODUCE A *NEW* TRANSPORTABLE RECORDER



Model TR51

This new Transportable Recorder replaces the well-known Model TR50 which is used by broadcasting and recording organizations and industrial research establishments throughout the world, meeting their exacting recording requirements under mobile conditions.

Model TR51 is built to C.C.I.R. recommendations, incorporates the proven features of its predecessor in addition to the major features as listed.

RANGE OF MODELS.

Model TR51A	Full Track 15 and 7½ i.p.s.
Model TR51B	Full Track 7½ and 3½ i.p.s.
Model TR51C	Half Track 15 and 7½ i.p.s.
Model TR51D	Half Track 7½ and 3½ i.p.s.


For literature containing full details and specifications write to :—

E.M.I. SALES & SERVICE LTD., (RECORDING EQUIPMENT DIVISION) • HAYES • MIDDLESEX

- Built to C.C.I.R. Recording Recommendations
 - 50-15,000 cps \pm 2 db at 15" per sec.
 - 50-10,000 cps \pm 2 db at 7½" per sec.
 - (Reference level 1 Kc.)
- Two-speed synchronous motor directly coupled to capstan ensuring 'long-term' speed stability.
- Direct monitoring facilities from the tape while recording.
- The VU meter measures record head current, line-in and line-out levels.
- Two-speed spooling.
- A special cueing device to enable tape monitoring while spooling.
- Push-pull oscillator ensures perfect waveform at 100 Kcs.
- Servo-acting band brakes.
- Spool capacity up to 8½" dia.

AT YOUR SERVICE at Olympia* and throughout the world

*** STAND No. 504**
Ground Floor, Grand Hall



Stand number 504 at the Instruments, Electronics and Automation Exhibition provides an opportunity for our many friends to discuss the latest in communication instrumentation.

A rapidly expanding organization . . . During the last eight years the Marconi Instruments factory at St. Albans has trebled in size and is still growing. From this large, modern works flow many of the finest electronic measuring instruments available—some of them unique. The fact that this year alone our catalogue deals with more than a hundred different measuring instruments is an indication of the extent of our design and production programme.

And what of the future? Our policy of anticipating the needs of electronic instrument users will continue as a driving force, and we confidently forecast that the years to come will see the emergence of many sensational technical developments.

MARCONI INSTRUMENTS

AM & FM SIGNAL GENERATORS • AUDIO & VIDEO OSCILLATORS
FREQUENCY METERS • VOLTMETERS • POWER METERS
DISTORTION METERS • FIELD STRENGTH METERS • TRANSMISSION
MONITORS • DEVIATION METERS • OSCILLOSCOPES • SPECTRUM &
RESPONSE ANALYZERS • Q METERS & BRIDGES

MARCONI INSTRUMENTS

designed to meet your needs

from V.L.F.
to E.H.F.



For Reliability, Accuracy, Versatility & Ingenuity

1. PRECISION FREQUENCY MEASURING EQUIPMENT Type TME 2: 1 kc/s to 30 Mc/s. Accuracy, 1 part in 10⁶.

2. EHF SIGNAL GENERATOR ASSEMBLY Type OA 1000: 34,100 to 35,700 Mc/s.

3. RF TEST SET Type TF 890A/1: 8,500 to 9,680 Mc/s.

4. UHF and SHF SIGNAL GENERATOR Type TF 1058: 1,700 to 4,000 Mc/s.

5. AM SIGNAL GENERATOR Type TF 801B: 10 to 500 Mc/s.

6. FM and AM SIGNAL GENERATOR TF 1066/1: 10 to 470 Mc/s.

7. UNIVERSAL BRIDGE Type TF 868/1: Inductance and Capacitance at 1 kc/s and 10 kc/s. Resistance at DC.

8. WAVEMETER Type TF 1034: 32,000 to 35,500 Mc/s.

Marconi Instruments have long set a standard of reliability and accuracy in the design and manufacture of precision electronic equipment. At all stages of manufacture, and especially in the final testing, the greatest attention is paid to detail. Eight well-known instruments from our range of test equipment are shown above but about thirty of our latest designs may be inspected at the Instruments, Electronics and Automation Exhibition.

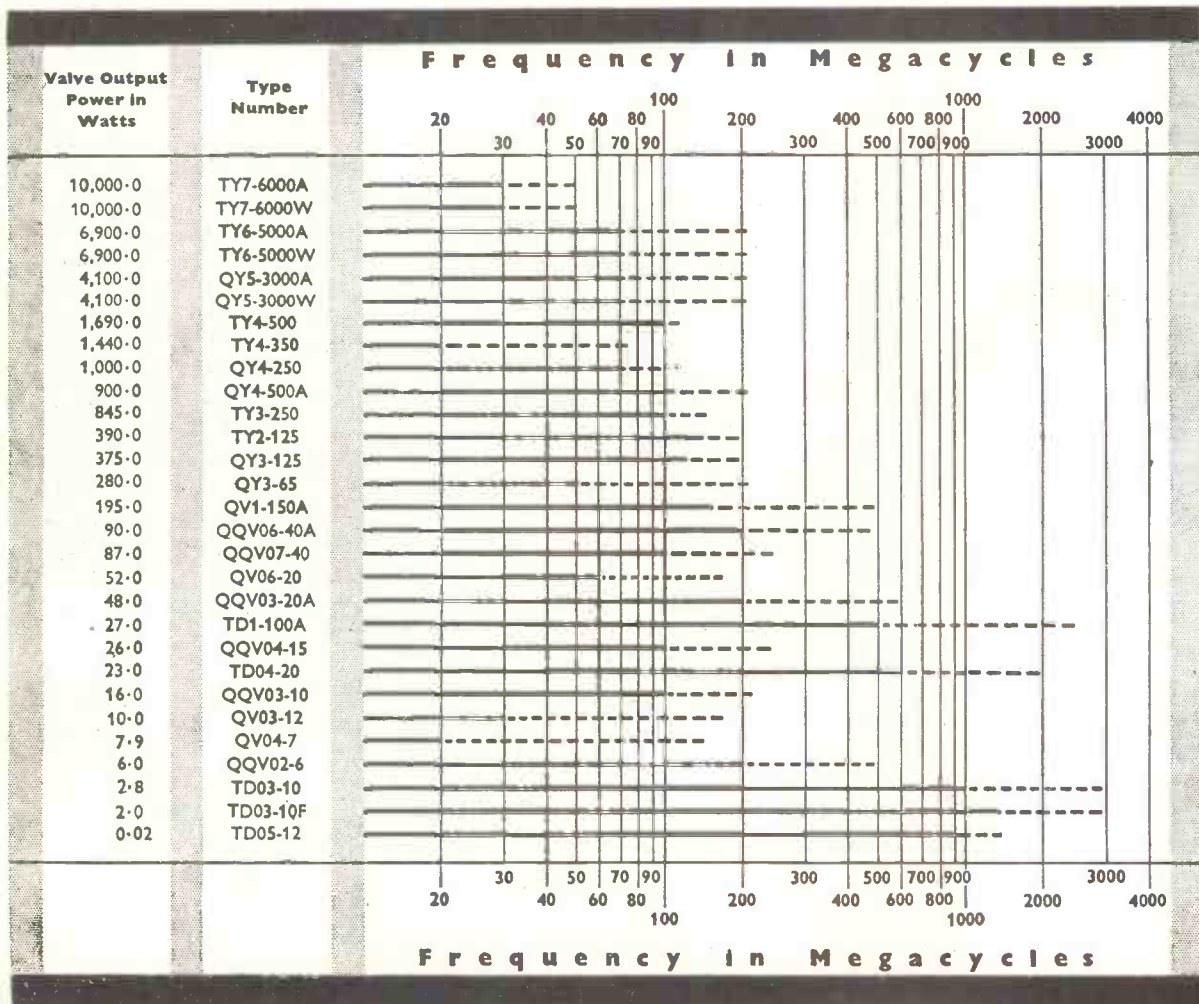


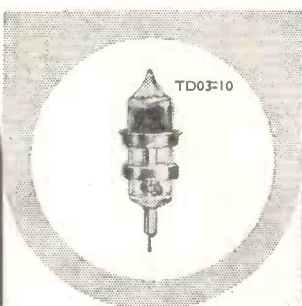

Instruments, Electronics and Automation Exhibition

VISIT OUR STAND No. 504, GRAND HALL, GROUND FLOOR
Olympia, May 7 - 17

MARCONI INSTRUMENTS LTD. • ST. ALBANS • HERTFORDSHIRE • TELEPHONE: ST. ALBANS 56161
London: Marconi House, Strand, London, W.C.2 Tel: COVent Garden 1234

TC 100

a transmitting all communications




valve range for equipment

This extensive range of work-proven transmitting valves fills the wide and diverse needs of communications equipment manufacturers. The performance of this valve group extends to frequencies as high as 3,000 Mc/s for 0.5W and to powers up to 6.9kW at lower frequencies.

The Mullard technical advisory service is always at the disposal of manufacturers to answer questions relating to the applications and suitabilities of these valves.

Transmitting Valve Data

The chart on the left has been compiled to acquaint designers with the range and scope of Mullard transmitting valves available for communication purposes, and to facilitate the selection of suitable types for given applications. The power quoted is the maximum valve output available with Class C telegraphy operation up to the frequency indicated by the junction of the solid and broken lines. The extent to which a valve may be used at higher frequencies with reduced ratings is given by the broken line. More detailed information may be obtained from a leaflet on this range of valves and from individual data sheets—all of which are available on request at the address below.





Here is an organisation which
can solve 99%
of YOUR
Radio Tube Problems.

We have in stock over **2,000** types of Receiving, Transmitting and Special Purpose Tubes, covering most American and European types.

Amongst our customers are the Army, Navy, Air Force, Civil Airlines and Post Office Departments of most European countries, the Near and Far East, Commonwealth, etc.

Tubes can be supplied to C.V., JAN and MIL Specifications. Our organisation is A.R.B. approved.

Price and Stock Lists available on application. Your enquiries for Special Types welcomed.

HALL ELECTRIC LTD

Haltron House, 49/55 Lisson Grove, London, N.W.1

Telephone:
AMBassador 1041 (5 lines)
Cables:
Hallelectric, London
TELEX 2-2573



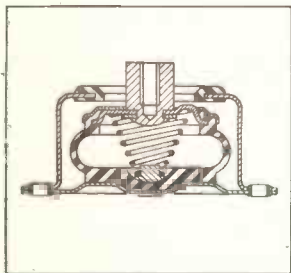
Splendid Isolation

and how to achieve it in the air

ALWAYS the unrelenting enemies of the delicate and the vulnerable, shock and vibration are being reduced to impotence by a new and more effective method of isolation.

Today airborne electronic equipment rides safely—on “Barrymount” Isolators, air-damped to provide smooth, sweet travel for mounted apparatus. Because

they're air-damped there's no snubber contact even at resonance. Because they're air-damped they offer high shock resistance. Because they're made with balloons and snubbers of cold-resistant natural rubber they operate efficiently from -40°C to $+70^{\circ}\text{C}$. And because of their non-linear characteristics they offer greater static deflection and wider load ranges—a big plus in flexibility.



Give us a shock or the most violent vibration and we'll find the answer in a standard “Barrymount” Isolator. Specification is simple — though its simplicity may not always be apparent. Why not get in touch with us at the earliest possible stage?

The wide range of “Barrymount” Air-damped Isolators for airborne apparatus is supported by “Barrymount” Shock Mounts—cup-type isolators designed to absorb high impact shocks and isolate frequencies above 40 cps—for mobile and marine equipment. Technical literature is freely available for both ranges.

Your equipment rides safely on the

MADE IN ENGLAND UNDER LICENCE
BARRY B MOUNT
 FROM BARRY CONTROLS INC. OF U.S.A.

a low
 cost
 F.S.K.
 link

Plessey

**Type PVR.102A Fixed Station
 Diversity Radio Teleprinter
 Receiving Terminal**



Designed in collaboration with International Aeradio Limited, the type PVR 102A Terminal has been introduced to provide an inexpensive radio teleprinter receiving equipment wherever some degree of manual control is acceptable. It is particularly suitable for regional point-to-point communications and meteorological broadcasts at Airports and for Press Agency and similar work.

Due to its low initial cost and its relatively simple installation, the terminal now offers radio teleprinter communications for use in circumstances where financial considerations have previously made them difficult to justify.

FEATURES

Built-in metering arrangements provide for checking, setting-up and monitoring of all important circuit functions.
 Direct operation of up to three teleprinters; no keying relays are used, thus ensuring maximum reliability and freedom from radio interference.
 Five separate channels, each pre-set and crystal controlled. Provision of crystal trimmers ensures that fre-

quency is exact. Change of channel is effected by the operation of one knob.
 Channel selector switch can be motor-driven from the rear, thus permitting remote control. A remote channel selection unit is available.
 F.S.K. transmissions of differing shifts catered for by the use of plug-in filters. Standard shift 200-850

c.p.s. by use of linear discriminator.
 Rapid diversity switch action on small signal differential over wide range of inputs. Complete suppression of weaker diversity signal.
A brochure setting out extensive technical data concerning the PVR 102A Terminal is available on request. Please ask for Plessey Publication No. 789/1.

ELECTRONIC AND EQUIPMENT GROUP
 THE PLESSEY COMPANY LIMITED · ILFORD · ESSEX

world-wide approval

Pye Telecommunications Limited are now marketing the widest and most modern range of V.H.F. fixed and mobile radio-telephone equipment available in the world. This range of equipment has been designed to expand the application of Pye Radio-Telephones already in constant use in 77 different countries.

Pye Ranger V.H.F. equipment has now received approval from the British G.P.O. for Land, Marine and International Marine applications employing A.M. or F.M. systems, type approval from the Canadian D.O.T., and type acceptance of the F.C.C. of the United States of America.

No other Company holds so many approvals for this range of equipment, which now covers every conceivable requirement.

We can offer

FREQUENCY RANGE

All frequencies from 25 to 174 Mc/s.

POWER RANGE

All powers up to 1 Kilowatt.

CHANNEL SPACING

All channel spacings including 20 and 25 kc/s in full production.

MODULATION

A.M. or F.M.




Leading the world in
V.H.F. RADIO-COMMUNICATIONS

No matter what your V.H.F. requirements are, Pye Telecommunications Ltd., can fulfil them. Your enquiries are invited.

Champion

High-Fidelity unit equipment for the home



**Model 853
Power Amplifier**



The complete power amplifier for use with either of the 2 other models (853A or 854.) It is supplied in a beautifully finished polished wood cabinet which can be placed on a side table or bookshelf and will blend harmoniously in any room.

TECHNICAL DETAILS

The amplifier is based on a circuit developed by Mullards incorporating an ultra linear output-stage and contains a Power Supply for a Pre-amplifier and F.M. Tuner.

Maximum power output 11 watts. Frequency Response at 1 watt within 1 db. 10 c/s — 20,000 c/s — at 10 watts within 1 db. 30 c/s — 15,000 c/s.
Output impedance (Speech Coil): 15 ohm or 3.75 ohm.
Mains Supply: 200-250 volts. 50-60 c/s A.C. or 100-130 volts. 50-60 c/s A.C.

**22 gns.
NO TAX**

Champion proudly introduce the latest developments in HI-FI unit equipment

**Model 853A
Pre-Amplifier
Control Unit**



The Pre-Amplifier comprises a low noise, low distortion amplifier with tone controls and low pass filters. The first stage gives balanced compensation for five recording characteristics used by the leading recording companies in England and the U.S.A. This is effected by the use of frequency selective negative feedback. The tone control circuits give continuously variable control of both bass and treble frequencies.

TECHNICAL DETAILS

Input selector.
(1) Tape/Radio Replay.
(2) R.I.A.A.
(3) A.E.S. and R.C.A. ORTHO.
(4) Col. L.P. and F.F.R.R.
(5) N.A.R.T.B. and H.M.V. L.P.
(6) British 78 R.P.M.
(7) Microphone.
Treble and Bass Control.
Volume Control.
Low Pass Filter. Switched 10 K c/s. 7 K c/s. 5 K c/s level. Dimensions 15" x 4 1/2" x 4 1/2".

**18 gns.
NO TAX**

**Model 854
Pre-Amplifier and
F. M. Tuner**



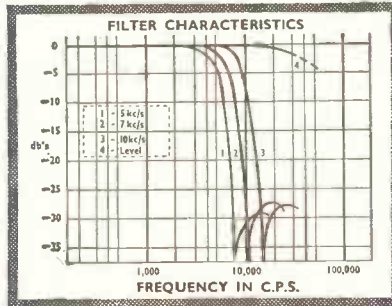
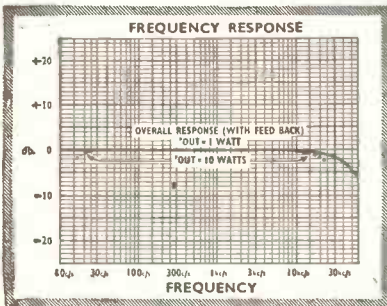
The Master Control comprises a low noise, low distortion tone control pre-amplifier and a sensitive VHF/FM tuner covering the frequency range 88-95 Mc/s, housed in a handsome polished wood cabinet matching the Main Amplifier Model 853.

TECHNICAL DETAILS

Input Selector.
(1) Mains OFF Switches off mains to Power Supplies in Model 853.
(2) FM Tuner.
(3) L.P. Records,
(4) 78 Records,
(5) Tape/Radio Replay,
(6) Microphone.
Volume Control.
Treble and Bass Controls.
Tuning Control.
Tuning Indicator.
Magic Eye. Mullard EM 81. Dimensions 15" x 8 1/2" x 9 1/2".

**33 gns.
INC. TAX**

£25.04 + £9.12.8 P.T.

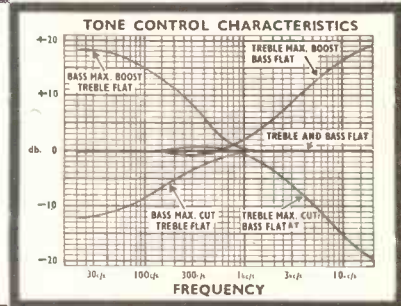


With the Champion High-Fidelity you will become aware of a new excitement in music; surprised and delighted to hear with extraordinary realism your favourite works, which before lacked clarity.

Champion

ELECTRIC CORPORATION

London Office & Showrooms: 8 Eccleston Street, S.W.1. Works: Newhaven, Sussex.





TELCON No G5
G.E.C. 4GPI—11
MASK SIC 5827

TELCON No M2
MULLARD TYPE DG16—22
20th CENTURY 56RG 110
MASK SIC 5828

TELCON No ET 3(a)
EMITRON 3AFPI
MASK No SIC 5882

TELCON No M3
MULLARD DG 7-5 SERIES
MASK No SIC 5882

TELCON No G3
CINEMA TELEVISION 90EB4
G.E.C. E4412 SERIES
MASK No SIC 5827

TELCON
MUMETAL SHIELDS
for
Cathode Ray Tubes

Precision Cathode Ray Tubes demand perfect screening. Telcon's high permeability low-loss magnetic alloy MUMETAL has proved in practice to be many times more effective for this purpose than any other material of equal thickness.

The Telcon Metals Division is pleased to announce that it has now in production a standard range of MUMETAL Shields for Cathode Ray Tubes of the more popular types made by leading manufacturers such as CINEMA-TELEVISION, COSSOR, EDISON-SWAN, EMITRON, G.E.C., MULLARD and 20th CENTURY ELECTRONICS LTD. Details and drawings are available on request. Special Shields can be made to customers' specifications.

Rubber Masks are available from The Standard Insulator Co. Ltd., Camberley, Surrey, for use with these Mumetal Shields.

TELCON No T18
20th CENTURY 55AB 500
MASK SIC 5998

TELCON No T15
20th CENTURY D6SAB-240

TELCON No M1
MULLARD DG 7-36
MASK No SIC 5882



TELCON No E.S.1
EDISON-SWAN 30 C.2
MASK No SIC 5965

TELCON No E.T.4
EMITRON CR 122 (5 BKPI)
MASK No SIC 5965

TELCON Nos. T11-14
20th CENTURY D6SQ—56SQ
MASK No SIC 5999

THE TELEGRAPH CONSTRUCTION & MAINTENANCE COMPANY LTD
HEAD OFFICE Mercury House, Theobalds Road, London WC1. Tel. Holborn 8711
ENQUIRIES to Metals Division, Telcon Works, Manor Royal, Crawley, Sussex Tel. Crawley 1560



HARTLEY-TURNER SOUND EQUIPMENT

The Hartley-Turner 20 Watt Amplifier has been designed with first rate performance as the main objective. With a power handling capacity of 20 watts the full dynamic range of an orchestra can be reproduced without distortion even on peak levels.

This unit when terminated by a high grade loudspeaker such as the 315 results in a clarity of reproduction which is rarely obtainable with other equipment.



BRIEF SPECIFICATION

Input Sensitivity: 1 Volt for full output into 4 or 16 ohm load.

Frequency Response: Flat 40-20,000 c/s (—1.5 db at 32 c/s; —4db at 30 Kc/s).

Hum Level: —80 db at 20 Watts.

Additional Power Supplies: 6.3 V. at 1 A., 300 V. at 5 mA. (stabilised), 6.3 v. at 2 A., 300 V. at 25 mA.

Chassis Size: 12in. × 8in. × 8in. high.

Weight: 27 lb.

Power Requirements: 100-125 V. A.C. or 200-250 V. A.C., 50-60 c/s.

Price £33 0 0

(Carriage Paid in Great Britain)

H. A. HARTLEY CO. LTD.
66, WOODHILL, WOOLWICH,
LONDON, S.E.18

Telephone: WOOLwich 2020 (Ext. CB.32)

(An A.E.I. Company)

ADCOLA

PRODUCTS LIMITED

(Regd Trade Mark)

SOLDERING INSTRUMENTS
& ALLIED EQUIPMENT



ILLUSTRATED

**DETACHABLE
3/8" BIT MODEL
LIST No. 64**

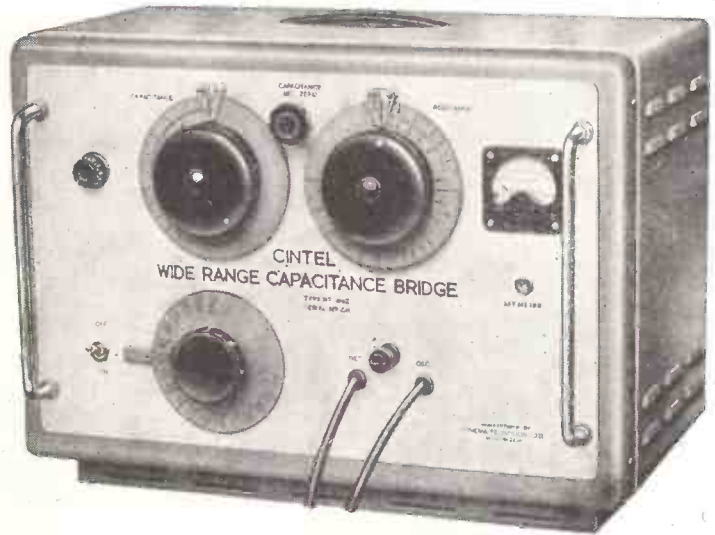
**Protective
Shield
List No. 68**

CATALOGUES HEAD OFFICE SALES & SERVICE

ADCOLA PRODUCTS LTD.,
GAUDEN ROAD,
CLAPHAM HIGH ST.,
LONDON, S.W.4.

TELEPHONES :
MACaulay 3101
& 4272

WIDE RANGE CAPACITANCE BRIDGE



Designed for the accurate measurement of capacitance and resistance in the range 0.002pF to 100µF and 1Ω to 10,000MΩ respectively.

All measurements are made in the form of a three terminal network and components can be measured in situ. Accuracy within ± 1% Frequency 1592 c/s ($\omega=10,000$).

Full technical information on this and other 'Cintel' Bridges is available on request.

CINEMA TELEVISION LTD

A COMPANY WITHIN THE RANK ORGANISATION LIMITED
WORSLEY BRIDGE ROAD - LONDON - S.E.26
HITHER GREEN 4600

SALES AND SERVICING AGENTS :

- Hawnt & Co. Ltd., 59 Moore St. Birmingham, 4
- Atkins, Robertson & Whiteford Ltd., Industrial Estate, Thornliebank, Glasgow
- F. C. Robinson & Partners Ltd., 122 Seymour Grove, Old Trafford, Manchester 16



FLEXIBLE REMOTE CONTROL OUTFITS

offering facilities for making prototype flexible remote controls as required, without flexible casing.

The Remote Control Flexible Shafts in these Outfits cover the range of torque loadings required for volume controls, wave change switches and condensers used in electronic, radio and television equipment.

No. 130 (.130 in. dia.) for controls up to 4 inches long

No. 150 (.150 in. dia.) for controls up to 6 inches long

■ Longer controls with flexible casing made to order.
Detailed Parts and Price List available upon request to Dept. W.

THE S.S. White
CO. OF GREAT BRITAIN LTD.
INDUSTRIAL DIVISION

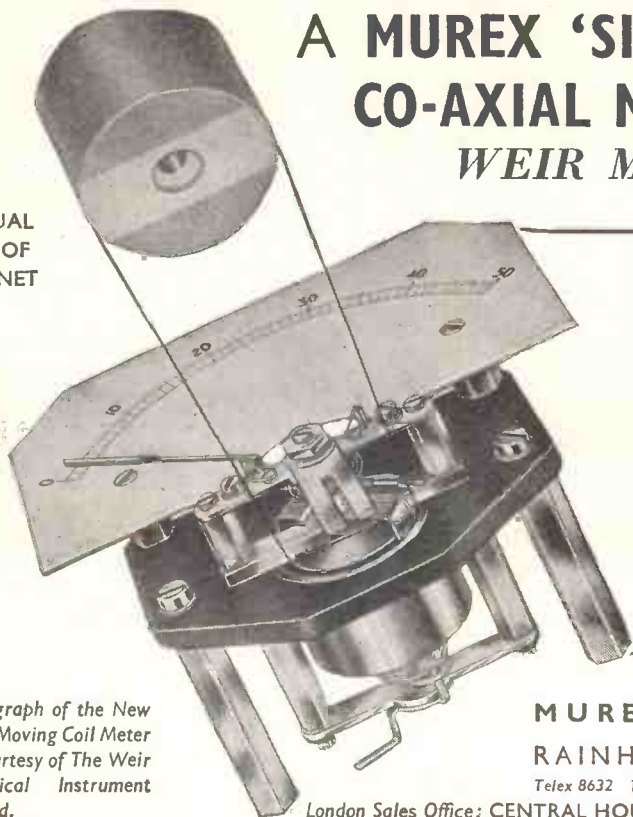
BRITANNIA WORKS, 25-31, ST. PANCRAS WAY, N.W.1.

Telephone: EUSton 5393

R.C.4.

A MUREX 'SINCOMAX' CO-AXIAL MAGNET *is used in this* *WEIR MOVING-COIL METER*

ACTUAL
SIZE OF
MAGNET



Murex 'Sincomax' Magnets permit this construction of a magnetic system which has the lowest possible leakage, and a high stable uniformity of flux distribution over 100° coil movement.

Write for Standard Magnets Booklet. Technical representatives are always available for consultation and advice.

Photograph of the New Weir Moving Coil Meter by courtesy of The Weir Electrical Instrument Co. Ltd.

MUREX LTD. (Powder Metallurgy Division)

RAINHAM · ESSEX · Rainham, Essex 3322

Telex 8632 Telegraphic Address: Murex, Rainham, Dagenham, Telex

London Sales Office: CENTRAL HOUSE, UPPER WOBURN PLACE, W.C.1. EUSton 8265

joint undertaking...

Soldering operations play an unspectacular but vital part in securing the dependability of your products and the reputation of your firm. By relying on Enthoven you share that responsibility with a vigilant and resourceful partner—backed by nearly 150 years' experience in non-ferrous metals and an incomparable record in research and development.



* * * * *

ENTHOVEN *Superspeed*

incorporating Enthoven's unique 6-channel stellate core, is universally recognised as the most efficient cored solder wire for general assembly work on radio, television, electronic and telecommunication equipment. But remember, too, Enthoven make the best solder product for every other engineering or manufacturing application. Please write today for the new addition of our brochure "*Enthoven Solder Products*"—or consult us, quite freely, on *your* particular problems and requirements. Whatever they are, you will appreciate the lively interest of an active, not a sleeping partner!

ENTHOVEN

SOLDER PRODUCTS

*Solid Solders. Solder Paints and Fluxes,
Cored Lamp and Aluminium Solders.*

ENTHOVEN SOLDERS LTD., DOMINION BUILDINGS, SOUTH PLACE, LONDON, E.C.2. MONarch 0391



OHMS? RATING? TOLERANCE?

..... it's easy with **LAB**
Continuous Storage Units



Thousands of LAB Continuous Storage Units are daily solving the problem of control and storage of the great range of resistors. Compact, and capable of storing up to 720 separate resistors, LABpak make selection positive, simple and speedy. Now that Ceramicaps, Histabs and Wirewound resistors have been added to the carded range, the usefulness of LABpak storage units is enhanced.

FREE with any purchase of the LABpak range, these units are the complete answer to the storage problems of small production units, laboratories, etc.

MAKE UP YOUR ORDER TODAY
— DELIVERY EX-STOCK

All LABpak resistors are carded in ohmic value, rating and tolerance, colour indexed and tabbed for easy selection.

The LAB Continuous Storage Units are available from your normal source of supply, but more detailed information and literature can be obtained from:

THE RADIO RESISTOR CO. LTD.
50 ABBEY GARDENS · LONDON · N.W.8
Telephone: Maida Vale 5522

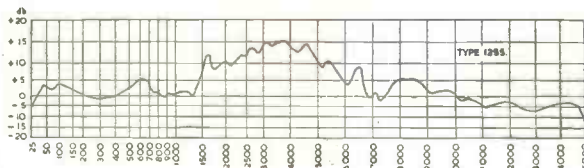


... you will realise that Gramplan high fidelity equipment gives you the nearest approach to "Concert hall-listening" in your own home. You will, for instance, appreciate the extraordinary delicacy of reproduction achieved by their new 12in. loudspeaker. A great deal of research and new manufacturing methods were necessary to produce a speaker unit with such an extended audio frequency coverage at such a reasonable cost.

GRAMPLAN 12" SPEAKER UNIT Type 1255/15



Frequency Range 20-15,000 c.p.s.
Voice Coil Diameter..... 1 1/2 in.
Voice Coil Impedance: 15 ohms.
Fundamental Resonance:..... 40 c.p.s.
Power Handling Capacity: 10 watts.
Flux Density: 14,500 lines per sq. cm.
Total Flux: 130,500 lines per sq. cm.



CYCLES PER SECOND INPUT 1/2 WATT
RESPONSE CURVE for speaker unit 1255/15



A specially designed reflex cabinet suitable for either corner or side of room is now available as an easy-to-assemble kit of parts, complete with grille material ready to assemble, stain and polish. Although it is primarily intended for use with the Type 1255/15 speaker the cabinet will give excellent results with other units of similar specifications. Price £11

Full details from :

Deferred terms available if desired for both speaker and cabinet kit!

GRAMPLAN REPRODUCERS LIMITED


Makers of quality high fidelity equipment
17 HANWORTH TRADING ESTATE, FELTHAM, MIDDLESEX
Telephone Feltham 2657/8

TAYLOR TUNNICLIFF

Makers of Porcelain Insulation

Low

Loss



Ceramics

ANOTHER BATCH OF THE FINEST
QUALITY CERAMIC INSULATORS . . .

A SERVICE WHICH TT HAVE DEVELOPED
AFTER YEARS OF CONTINUOUS EXHAUSTIVE
RESEARCH.


THESE TT INSULATORS PLAY AN
IMPORTANT ROLE IN ELECTRONIC
DEVELOPMENT.



TAYLOR TUNNICLIFF (REFRACTORIES) LTD.
ALBION WORKS • LONGTON • STOKE-ON-TRENT

Telephone : Longton 33071/2

London Office : 125 HIGH HOLBORN, LONDON, W.C.1. Tel.: Holborn 1951/2



Price £32

BRIEF SPECIFICATION

Output: 10 watts (nominal), 20 watts peak. Frequency Response: 10-100,000 cps, with 1 dB 15-30,000 cps. Distortion: Less than 0.1%. Damping Factor: 40. Hum Level: better than 80 dB down. N.F.B.: 3 loop, main overall loop 28 dB from testinary winding of output transformer. Sensitivity: 18 mV (Gram input A) for 10 watts. Spare power supplies: 320 V at 60 mA and 6.3 V at 2 amps.

CONTROLS

1. INPUT-MIC, RADIO, TAPE, GRAM (in conjunction with 4 position pick-up matching selector). 2. EQUALISER—6 position. 3. FILTER—6 switched positions. 4 and 5.—BASS and TREBLE (both lift and cut 15 dB). 6. VOLUME.

announcing the NEW Armstrong A10

HIGH FIDELITY AMPLIFIER

now even better than the original Armstrong A10

FOR 5 GOOD REASONS!

- 1 INCREASED SENSITIVITY**—enabling low output magnetic pick-ups to be fed directly into the control unit without recourse to step-up transformers
- 2 PICK-UP MATCHING**—4 position selector
- 3 HIGHER PEAK OUTPUT**
- 4 Additional EQUALISING** positions
- 5 Latest EL 34** output valves

Post this coupon for full descriptive literature, or call at your local High Fidelity dealer, or at our Holloway showrooms for full demonstration.

NAME (BLOCK CAPITALS PLEASE)

ADDRESS

WM

ARMSTRONG WIRELESS & TELEVISION CO. LTD.,
WARLTERS ROAD, LONDON, N.7. NORTH 3213

Reflectograph



RR Series 102

RECORD REPRODUCER Home Model

A high performance portable tape recorder for use in the home and incorporating a number of features normally fitted only in professional equipment.

Separate Record and Playback Amplifiers

All signals from the two built-in speakers are from the tape via the playback head and amplifier.

The input signal and playback signal from the tape can be directly compared by a "Break-in" switch.

Record Level Meter

Fast forward, slow-return type.

Push-pull supersonic bias oscillator

This feeds a Reflectograph Type H.E.

Ferrite core erase head.

Playback and Record characteristics

Strictly to C.C.I.R. recommended specifications. The electronic section utilises the "Brick" form of construction.


For full information on the Reflectograph Range please write to the manufacturers

RUDMAN DARLINGTON (ELECTRONICS) LTD

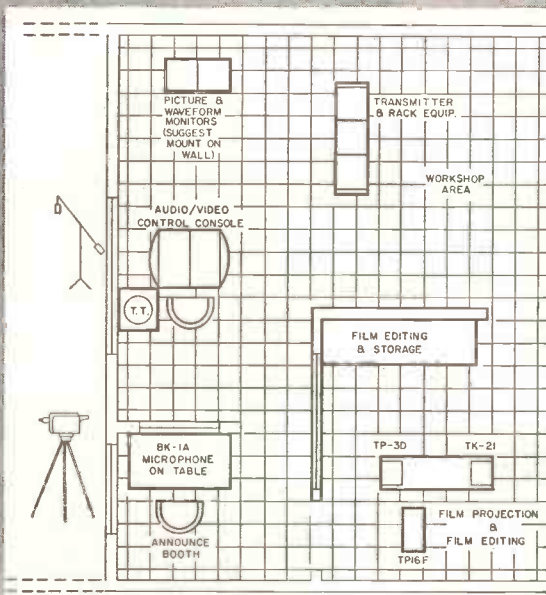
Wednesfield, Staffs. Tel: Wolverhampton 31704

RCA BASIC TELEVISION STATION

provides complete facilities for versatile programming with minimum investment



Centralized Control Room for Basic Station



Typical Floor Plan—scaled in one foot squares

EQUIPMENT "PACKAGE" for basic TV station consists of an RCA vidicon film camera chain, picture and waveform monitoring facilities, 16-mm film projector, slide projector, multiplexer, studio synchronizing generator, master audio-video switching console, stabilizing amplifier, turntable, microphone, transmitter, antenna, audio editing equipment, spare parts, installation tools and materials.

A complete television broadcasting "package", comprised of equipment basic to all television stations, is offered by RCA to those planning television broadcasting on a small but highly efficient scale. The Basic Television Station enables the broadcaster to start programming with a relatively small investment, and reduces operating costs to the minimum.

All units in the "package" meet RCA's world-famous standards of good engineering for high quality performance. Proved and tested in the field, this equipment assures continuous, dependable service with minimum operating and maintenance personnel. The Basic Television Station offers many important advantages:

ECONOMICAL ONE-MAN OPERATION . . . One man can easily operate all program controls which are located in the unique two-section Audio-Video control and switching console. The operator of this centralized

control can also handle any additional live and film cameras that might be added later.

PROGRAMMING VERSATILITY . . . The RCA Basic TV Station provides facilities for: Network or incoming "off-air" satellite programs; local 16-mm programming; local film and slide programs; local live programming.

EASILY EXPANDED . . . "Matched" design permits quick and easy expansion—without obsoleting the basic equipment. "Matched" live camera and remote pickup facilities can be added when desired; or an increase in power can be made at a later date with RCA "Add-On" Amplifiers or higher power transmitters.

See your RCA Distributor for additional information on the RCA Basic Television Station. Or write Dept. TV-49-D RCA International Division, Radio Corporation of America, 30 Rockefeller Plaza, New York 20, N. Y., for free booklet giving complete details.



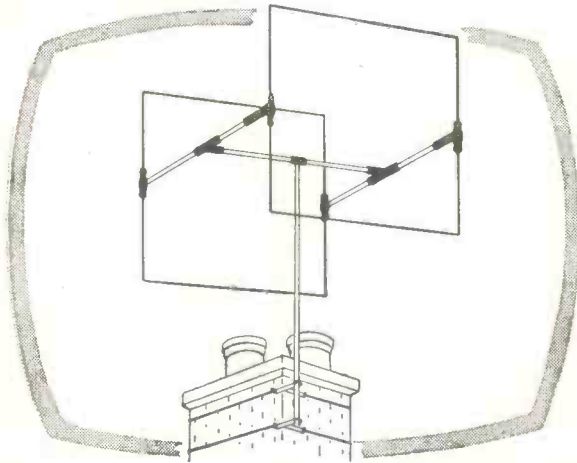
RCA INTERNATIONAL DIVISION

RADIO CORPORATION of AMERICA

30 Rockefeller Plaza, New York 20, N. Y., U. S. A.

Trademark ® Registered

A SUPER-FRIDGE T/V AERIAL for Band I



the LABGEAR BI-SQUARE outdoor

The most remarkable advance in aerial design. Only half the size of ordinary Band 1 arrays, the BI-SQUARE is light in weight, easy to erect and gives 11-12dB gain. Factory pre-assembled and supplied complete with 12 ft. mast and double chimney lashings.

Model 110 (head only) £6.10.0 Model 110/X3 (Complete) £10.17.6

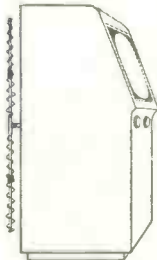
LOFT MOUNTING VERSION

The first long range loft mounting aerial, this version of the BI-SQUARE eliminates installation problems and under average conditions provides first class Band 1 reception up to 40/50 miles.

Model 110/L £6.10.0

First of its kind The Spiral

Another new Labgear development! Designed to meet the demand for a neat, unobtrusive aerial for Bands I and III, the Spiral has a range of approximately 10 miles and is supplied ready to plug into the set.



Send now for Labgear Wall Chart giving complete details of all aerials for B.B.C., I.T.A. and V.H.F./F.M.

Labgear (Cambridge) Limited

WILLOW PLACE - CAMBRIDGE - ENGLAND

Telephone: Cambridge 2494

Telegrams: Labgear, Cambridge

Sales Office:

Cambridge 88021



REMOTE CONTROL

problems
can be solved with

S.S.WHITE FLEXIBLE SHAFTING

THE "impossible" becomes practical with the application of flexible shafting.

We are experts in this rapidly developing field and can show you how to operate any element requiring rotation or push-pull movement, or both. Distance from control to point of application presents no difficulty.

Consult us on any of your remote control problems.

Flexible Shaft Handbook available to technicians on request to Dept. W.



FLEXIBLE SHAFTING

for
REMOTE CONTROL
POWER DRIVES
and COUPLINGS

THE *S.S. White* CO. OF GREAT BRITAIN LTD. INDUSTRIAL DIVISION

BRITANNIA WORKS, ST. PANGRAS WAY, LONDON, N.W.1. Tel: EUSton 5393 R.C.5

LOUD SILENCE



Connoisseur

equipment will reproduce silence
—as well as music.

The ability of hi-fi equipment to reproduce silence is perhaps a keener test of its quality, than is its ability to reproduce a full orchestra in spate.

When you are listening to Connoisseur equipment a pause is a pause—an interval of silence. It is silence you can hear.

This is why. Connoisseur equipment is designed by a perfectionist. It is built under his close supervision.

The Connoisseur transcription motor is a fine job, possessing outstanding qualities and unique features. On all three speeds there is a 4% variation which is obtained without braking action. The motor is synchronous and will maintain its synchronisation with up to 25% variation in line voltage. Price £20 plus £8/11/- tax.

The Connoisseur Pick-up is made like a watch—a precision instrument with a downward pressure of only 4 grams. It has a frequency range from 20 to 20,000 cycles at 33½ r.p.m. The armature retracts into the head if accidentally dropped and the coil is perfectly screened by a magnet to **minimise** hum.



Prices: Pick-up complete with 1 head fitted with Diamond Armature £8/19/- plus Purchase Tax £3/16/6. Head only £6/12/- plus Purchase Tax £2/16/5. Replaceable Armature System £4/10/- plus Purchase Tax £1/18/6.

Pick-up complete with 1 head fitted with Sapphire Armature £5/17/- plus Purchase Tax £2/10/-. Head only £3/10/- plus Purchase Tax £1/19/11. Replaceable Armature System £1/4/- plus Purchase Tax 10/4.

A. R. SUGDEN & CO. (Engineers) LTD.

WELL GREEN LANE

BRIGHOUSE

YORKSHIRE

Telephone: Brighouse 2397

Telegrams: Connoisseur, Brighouse

ARCOLECTRIC

MAINS VOLTAGE

Designed for mains 15 watt B.C. pigmy lamps. Also available with 3-slot holder. Polished chromium plated bezel. Supplied with removable coloured dome, either Yellow, Amber, Orange, White, Red, Green or Blue. Delivery from stock.

Write for Catalogue 131



SIGNAL LAMP

Actual Size

Cat. No. S.L.100

There are many other smaller Arcoelectric signal lamps—low voltage, mains and neon. Arcoelectric signal lamps are used in the latest supersonic military aircraft.

CENTRAL AVENUE, WEST MOLESEY, SURREY - TELEPHONE: MOLESEY 4336 (3 LINES)

TAKE YOUR PICK

Our wide range of capacitors, incorporating all the latest developments, are described fully in these new leaflets . . .

SEND NOW for COPIES

DALY has succeeded in maintaining full capacity values and working voltages in more compact designs, specially suited to ultra modern equipment :-

- PHOTO-FLASH EQUIPMENT • DEAF AIDS
- PRIVATE TELEPHONE INSTALLATIONS
- AMPLIFIERS • D.C. POWER UNITS
- TRANSISTOR EQUIPMENT
- MAGNETISATION EQUIPMENT
- TEST GEAR

DALY ELECTROLYTIC CAPACITORS

Condenser Specialists for over 20 years.

DALY (Condensers) LTD., WEST LODGE WORKS, THE GREEN, EALING, LONDON, W.5. Phone: Ealing 3127-8-9. Cables: Dalcyon, London



whatever
the aerial

there's a

BICC

CELLULAR POLYTHENE

T/V DOWNLEAD



BICC make television downleads to meet every requirement. Publication No. 357, giving full details of our up-to-date range of cellular polythene types is available on request.

BRITISH INSULATED CALLENDER'S CABLES LIMITED
21 BLOOMSBURY STREET, LONDON, W.C.1.

Taylor

NEW! UNIQUE!

CENTRE POLE *moving coil meters*

The movement consists basically of a centre core magnet surrounded by a soft iron ring, where the coil revolves around the magnet.

PATENTED DESIGN



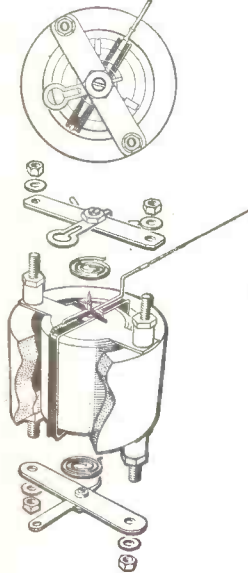
We manufacture a comprehensive range of moving coil meters, with nominal scale lengths from 2" to 5".

Write for Catalogue • Tell us your Requirements
Competitive Prices

QUICK DELIVERY: Samples 10/14 days: Quantities about 8 weeks.

IMPORTANT ADVANTAGES

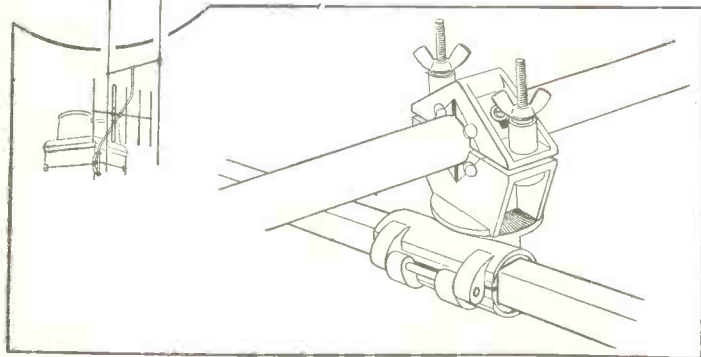
- 1 Torque over power ratio at least twice that of conventional movements.
- 2 Extreme robustness.
- 3 Very high sensitivity (commencing from 5 micro-amps).
- 4 High degree of accuracy. All Taylor meters are made to B.S.89/54 Industrial Limits.
- 5 Practically stick-free operation.
- 6 Novel method of dry balancing.
- 7 Exceptional coil clearance. Trouble-free gap.
- 8 Inherent magnetic shielding.
- 9 Patented anti-parallax mirror scales.
- 10 Overload protection. Meters can withstand 10,000% overload.



TAYLOR ELECTRICAL INSTRUMENTS LTD

MONTROSE AVENUE SLOUGH BUCKS TELEPHONE SLOUGH 21381

'360' ADD-ON AERIALS WITH FULL ORIENTATION



Fitted in seconds for any angle any direction.

The Wolsey "Add-on" aerials, incorporating the new '360' clamp can be mounted in apposition to the stand-off arm and provide unlimited orientation in every direction.

Available in

BAND III aerials, 3, 5 and 8 elements and
BAND II aerials, "H" type and Yagi 4.

AND NOTE THESE RETAIL PRICES

Band III Types	VHF/FM Types Band II
360/Y3 27/6	360/FMH 50/-
360/Y5 40/-	360/FMY4 65/-
*360/Y5WS . . 42/6 (Wide spaced)	
360/Y8 55/-	

When ordering, please specify for which diameter of stand-off arm required: A = $\frac{7}{8}$ " to $1\frac{1}{4}$ ", B = $1\frac{3}{8}$ " to 2".

*A chimney-lashed wide-spaced 5 element Yagi incorporating a '360' clamp is also available (Y5WSL, price £3.10.0 retail).

WOLSEY

NOTE THESE PLUS FEATURES

- 1 360 degrees orientation in all 3 planes irrespective of angle of stand-off arm
- 2 Type "A" is adjustable to fit stand-off arms or masts $\frac{7}{8}$ in. to $1\frac{1}{4}$ in. or Type "B" which is adjustable to fit stand-off arms or masts $1\frac{3}{8}$ in. to 2in. (Please specify when ordering).
- 3 Attaches aerial direct to stand-off arm or mast thus eliminating unnecessary sag (no extra arm required).
- 4 Locks positively at any angle, in any situation.

FOR ANY JOB YOU'RE SAFE WITH A

WOLSEY TELEVISION LIMITED CRAY AVENUE, ST. MARY CRAY, ORPINGTON, KENT Telephone: Orpington 26661/2/3/4

(Electronics Division, Gas Purification & Chemical Co. Ltd.)

Quality of recording . . . economy of recording . . . You can have both, with 'SCOTCH BOY' magnetic tapes. Choose from Britain's only comprehensive range, and get the tape that exactly suits the job you want to do.

And remember to get 'SCOTCH BOY' No. 41 splicing tape for joining your edited tapes: it's specially made for the job! If your machine takes 5½ in. spools, ask for "Continental size". Your 'SCOTCH BOY' supplier will help you.



is it worth
Recording?

—choose the right tape for the job!

standard 'SCOTCH BOY' 111

magnetic tape with acetate base
Probably the most famous recording tape in the world, 'SCOTCH BOY' 111 has a high reputation for clarity of reproduction, and for freedom from background noise. It has become the criterion for judging fidelity. (Coloured brown for easy identification)

extra-play 'SCOTCH BOY' 150

magnetic tape with polyester base
Strongest on the market. Standard spool accommodates 50% EXTRA footage, provides 50% EXTRA PLAYING TIME. Exceptionally crisp, clear reproduction, with improved response to higher frequencies. (Dark red for easy identification)

high-output 'SCOTCH BOY' 120

magnetic tape with acetate base
Specially developed oxide coating. Greater dynamic range with freedom from distortion. Utmost signal output at low frequencies. Used for highest fidelity audio recordings, and similar special applications. (Dark green for easy identification)



'SCOTCH BOY'
BOY TRADE MARK

*magnetic
tape*

does the job BETTER!




MINNESOTA MINING & MANUFACTURING COMPANY LIMITED
LONDON • BIRMINGHAM • MANCHESTER • GLASGOW
WORLD'S LARGEST MANUFACTURERS OF COATED PRODUCTS

CITY SALE & EXCHANGE LTD

The High Fidelity Specialists

Part Exchange your present Hi/Fi Equipment for a new matched outfit by Rogers. The illustration shows a handsome table model cabinet finished in Australian walnut which is made for use with the R.D. Junior Amplifier and Control Unit the R.D. Junior F.M. unit, and the Collaro transcription motor and pickup.



We demonstrate this daily in our Fleet Street showrooms together with the R.D. Junior corner horn with various speaker units. The total price of this complete outfit is approximately £105. Cash or we shall be pleased to arrange easy payment terms with £55 deposit and 18 monthly payments of 3 gns. Alternatively the credit sale terms would be £25 deposit and 8 monthly payments of £10/15/-. Your present equipment can of course be used as part of the down payment.

Also available from our comprehensive stock:

Amplifiers by Messrs. Acoustical, Leak, Pye and Lowther.

Speakers by Wharfedale, Goodmans, Pye and Lowther.

Tuners by Chapman, Jason, etc.

Write, Phone or Call for a quotation including cabinet.



Part Exchange is our Speciality
Easy Payments with One-Fifth Deposit
Our Mail Service is Superb

93-94 FLEET STREET, LONDON, E.C.4

Phone: **FLEet St. 9391/2**

METERS

To B.S.89 Calibrated and scaled to your requirements.
DEVELOPMENT & PRODUCTION PROBLEMS ASSISTED BY
PROMPT DELIVERY

Stockists of:

ERNEST TURNER, EAC, BALDWIN, WEIR
 and **LEADING**
MANUFACTURERS INSTRUMENTS

MOVING COIL, MOVING IRON
THERMO COUPLE, ELECTROSTATIC

CIRCULAR (Flush or Projecting), SQUARE,
RECTANGULAR & INDUSTRIAL PATTERNS.

We can supply meters with Non-Standard Current and Voltage Ranges to any specification. **DELIVERY 14-21 days.**

For examples of types available see our advertisement in October or November 1956 issues

Manufacturers of:



Typical 2½" & 3½" Round Flush Pattern



Typical 4½" Square Flush Pattern

NETWORK ANALYSERS
EDUCATIONAL, GEOPHYSICAL and
SPECIAL INSTRUMENTS

PORTABLE MULTIRANGE TEST SETS
 at 1 megohm per Volt
ELECTRONIC INSULATION TEST-SETS

May we quote for your requirements?

ANDERS ELECTRONICS LTD.

91, HAMPSTEAD ROAD, LONDON, N.W.1. Telephone **EUSon 1639.**

Suppliers to Govt. Depts., B.B.C., Tech. Colleges, Leading Manufacturers & Research Laboratories

Reduce

your press tool costs

with the

HUNTON

UNIVERSAL BOLSTER OUTFIT



▲ Tool for piercing and forming
tools up to 8" long

▲ Standard Corner Notching
Tool 2½" square.

▶ Relay Tool

▲ Tools for piercing apertures for
Pantons, Belling Lee, Plessey, etc.,
Plugs and sockets.

▶ Punches and Dies
for piercing valve
holder holes.

◀ Square, rectangular and
skewing tools

In addition to the range of Punches and Dies $\frac{1}{8}$ " to $3\frac{1}{2}$ " dia. available from stock, some of the tools usually required in the Radio and Electronic Industry have been standardised for use with the Hunton Universal Bolster Outfit. Illustrated above are a few which can be supplied quickly or from stock. In London and Home Counties, ask for a practical demonstration in your own works. Alternatively, write for illustrated price list W.W.I.

HUNTON LIMITED

PHOENIX WORKS, 114-116, EUSTON ROAD, LONDON, N.W.1.

Telephone: EUSton 1477

AM and FM plus Pre-amplifier

For nearly a decade we have specialised in the design and manufacture of Tuners of the highest quality. Performance, workmanship, and appearance are fundamental in the basic design.

During 1956 we have moved into a larger, better equipped factory and have been able to enlarge our scope of manufacture.

At the London Audio Fair in April we will introduce the Chapman 205 Amplifier and Pre-Amplifier and show a range of Tuners fitted with 205 Pre-Amplifier for easy installation, such as the FM85CU (illustrated).

Incorporating AM Medium Wave and Long Wave, and the full VHF, FM band PLUS a really comprehensive Control Unit with: 5 Inputs, Tape Output, Amplifier Output at 200 m/v, 3 switched Mains Outlets, Bass and Treble Controls, Roll off filter, Rumble filter, Volume Control PLUS the CHAPMAN Compensator accurately following the famous Fletcher Munson Loudness Contours for realism at low level listening.

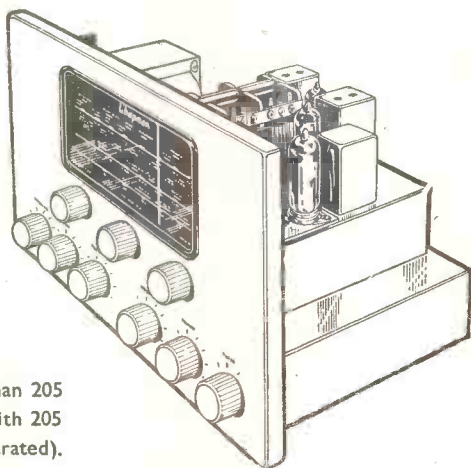
C. T. CHAPMAN (Reproducers) LTD.

WORKS: CHAPEL LANE, SANDS,
HIGH WYCOMBE, BUCKS.

Telephone: High Wycombe 2474.

SALES OFFICE, RILEY WORKS,
RILEY STREET, LONDON, S.W.10.

Telephone: FLAxman 4577.



VICKERS VISCOUNT uses PYE MICROSWITCHES




Photograph by courtesy of Vickers-Armstrongs Ltd.

—another proof of the technical superiority of Pye British-designed microswitches! Write for full details of the complete range.

PYE LIMITED, SWITCH DIVISION

OTEHALL WORKS, BURGESS HILL, SUSSEX. TEL: BURGESS HILL 2791/2



TYPE 400 P.M.

Fine limit multi-contact microswitches used in the Viscount



Inspection

"Why  is best" series No. 3

ACCURACY is the keynote in the production of record playing equipment and extreme care must be taken at all stages of manufacture. A most important component is the sapphire stylus which must be accurate and highly finished. For playing 78 r.p.m. records it has a point radius of three-thousandths of an inch and for microgroove records only one-thousandth of an inch. To ensure this accuracy every stylus is microscopically examined on instruments as illustrated above. One more reason why Garrard units are the finest in the world.

Garrard AUDIO
PERFECTION

THE GARRARD ENGINEERING AND MANUFACTURING CO. LTD SWINDON · WILTS

for your
Hi-Fi ▶
needs



Personal Credit Plan

This plan provides easy repayment terms and low service charges by two methods of purchase. Credit Sale Agreement, repayment being by 9 equal monthly instalments, the equipment being despatched after receipt of the first payment and signed agreement; or Hire Purchase Terms. The latter can be extended up to 18 months for amounts over £50.

EQUIPMENT	CASH PRICE			CREDIT SALE 9 monthly pmts. of			HIRE PURCHASE Deposit 12 mthly. pmts. of 50%			EXPORT PRICE net			
	£	s.	d.	£	s.	d.	£	s.	d.	£	s.	d.	
Amplifiers													
Quad Mark II	42	0	0	102/8	21	0	0	38/1	42	0	0		
Leak TL10 and Pre-amp.	28	7	0	69/4	14	3	6	26/3	28	7	0		
W.B.12 Hi-Fi	25	0	0	61/1	12	10	0	23/4	25	0	0		
E.A.R. Mullard 510	18	18	0	46/5	9	9	0	18/3	18	18	0		
E.A.R. Mullard 610	19	19	0	49/10	9	19	6	18/4	19	19	0		
Rogers Senior	42	0	0	102/8	21	0	0	38/2	42	0	0		
Rogers Junior	26	0	0	63/7	13	0	0	24/2	26	0	0		
Rogers Minor Mark III	14	0	0	35/7	7	0	0	14/2	14	0	0		
E.A.R. 750	9	9	0	24/4	4	14	6	10/5	9	9	0		
E.C.A. Hi-Fi Amplifier and Pre-Amp.	48	0	0	117/4	24	0	0	44/6	48	0	0		
Gramplan 5-10-B	27	0	0	66/-	13	10	0	25/1	27	0	0		
F.M. Tuners													
Quad Tuner F.M.	30	9	0	74/6	15	4	6	28/3	21	0	0		
Leak F.M.	35	10	0	86/10	17	15	0	32/11	25	0	0		
Rogers F.M.	24	17	0	60/9	12	8	6	33/3	17	10	0		
Jason Switched F.M.	18	12	7	41/5	8	8	4	16/5	11	19	3		
Ferguson F.M. Tuner	16	16	0	41/10	8	8	0	16/8	12	2	7		
Chapman F.M. 85	25	4	0	61/8	12	12	0	23/6	18	0	0		
Chapman F.M. 81	22	1	0	53/11	11	0	6	20/5	15	15	0		

Speakers	£	s.	d.	s.	d.	£	s.	d.	s.	d.	£	s.	d.
Wharfedale W.16 CS	17	10	0	43/4	8	15	0	16/6	17	10	0		
Wharfedale Super 12 CSAL	17	10	0	43/4	8	15	0	16/6	17	10	0		
Wharfedale W.12 CS	10	5	0	27/3	5	2	6	11/1	10	5	0		
Wharfedale Golden 10	8	0	11	21/3	4	0	6	9/2	8	5	0		
Wharfedale Super 8 CSAL	7	6	11	19/8	3	13	6	8/7	7	5	0		
Wharfedale 8PB/3 Complete													
Speaker Unit	39	10	0	96/6	19	15	0	36/8	39	10	0		
G.E.C. Metal Cone	9	5	0	23/11	4	12	6	10/2	6	13	7		
Goodmans 150 Mark II	10	15	9	28/5	5	8	0	11/6	10	15	9		
Andiom 60 (12in.)	9	2	9	23/8	4	11	0	10/1	9	2	9		
Axiom 22	15	9	0	38/9	7	14	6	15/4	15	9	0		

Transcription Units	£	s.	d.	s.	d.	£	s.	d.	s.	d.	£	s.	d.
Garrard 301	26	8	2	64/7	13	4	1	24/6	19	0	0		
Connoisseur (T)	28	11	4	69/3	14	5	8	26/6	20	0	0		
Collaro 4T200 with PU	19	10	0	47/10	9	15	0	19/11	14	1	6		
Collaro 4T200 without PU	14	18	0	37/7	7	9	0	14/11	10	15	0		
Lenco GL 55	17	10	4	43/5	8	15	2	17/1	12	12	0		
Lenco GL 56	23	7	0	56/6	11	13	6	22/-	16	16	0		
Lenco GL 60/4	21	17	10	53/7	10	18	11	20/9	15	15	0		
Woollett	21	0	0	51/4	10	10	0	20/-	15	10	0		

Pickups	£	s.	d.	s.	d.	£	s.	d.	s.	d.	£	s.	d.
Goldring L.56/500	6	19	0	18/10	3	9	6	8/4	5	0	0		
Goldring L.56/500/SD	11	16	4	30/8	8	18	10	12/5	8	10	0		
Complete Collaro O. or P. Head.	5	0	5	14/5	2	10	3	6/8	3	12	6		
Complete Garrard TP1210	5	4	3	14/9	2	12	2	6/10	3	15	0		
Leak standard with diamond LP and Std. Head	20	4	9	49/5	10	2	5	19/5	14	5	0		
B.J. with shell and C.12 Head.	8	12	7	18/1	3	8	4	8/1	4	14	8		
Connoisseur	28	11	0	69/9	14	5	6	26/6	20	0	0		

If any of your requirements are not mentioned, please ask for details. We can supply you need whatever it is on easy "M.O.S. Personal Credit Plan" terms. Please add extra to your initial deposit to allow for carriage and packing.

Did you go to the Audio Fair? Remember, you can buy anything you saw there on the M.O.S. Personal Credit Plan.

E & G MAIL ORDER SUPPLY CO. 33 Tottenham Court Road, London, W.1.
Tel: MUSEum 6667 The Radio Centre


PRECISION High Fidelity

4 SPEED TRANSCRIPTION UNIT

WITH VARIABLE SPEED ADJUSTMENT.

MAIN FEATURES

- Speed continuously variable from 29 r.p.m. to 86 r.p.m. Pre-set adjustable "click-in" positions for 78, 45, 33 1/3 and 16 r.p.m. Playing old celebrity discs requiring speeds above 78 r.p.m. Tuning record pitch to a musical instrument. Correcting for mains frequency variations.
- Accurately balanced heavy precision made turntable eliminates Wow and Flutter.
- Unique VERTICAL EDGE-DRIVE PULLEY principle eliminates Rumble.
- Less than 1% change in speed for up to 13% change in Line Voltage.
- Large resilient 4-pole constant velocity motor.
- Revolutionary new device for accurate groove selection.
- Model GL 56 is fitted with weight adjustable precision Pick-up-Arm with plug-in shell, incorporating the Superb Goldring Variable Reluctance Cartridge No. 500.



MODEL GL 50/4



MODEL GL 55


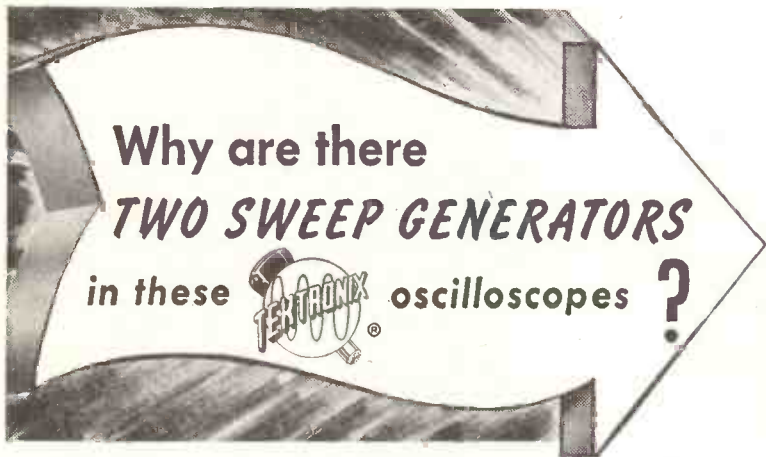
TYPE GL 50/4 Low loading velocity operated Automatic (top left) Stop	Price £15.15.0
TYPE GL 55. Without Pick-up. Fitted with Band Location Device (bottom left)	P.T. £6.2.10
TYPE GL 55. Without Pick-up. Fitted with Band Location Device	Price £12.12.0
TYPE GL 56. Complete with Pick-up. Fitted with Band Location Device	P.T. £4.18.4
TYPE GL 56. Complete with Pick-up. Fitted with Band Location Device	Price £16.16.0
(Diamond Stylus Extra £3.15.0 plus P.T. £1.9.3)	P.T. £6.11.0

Write for technical reports to:—

THE GOLDRING MANUFACTURING CO. (GT. BRITAIN) LTD

486/488 HIGH ROAD, LEYTONSTONE, LONDON, E.11

LEYtonstone 8343/4/5



The extra sweep generator makes an oscilloscope much more useful. With the Tektronix delaying sweep you can . . .

1 START THE OSCILLOSCOPE SWEEP WITH THE FIRST TRIGGER RECEIVED AFTER A CONTROLLABLE TIME-DELAY PERIOD.


This is an important reason for the extra sweep generator and its associated pickoff circuit in Tektronix Type 535 and Type 545 Oscilloscopes. Triggering the delayed sweep by the observed signal guarantees a jitter-free display . . . ideal for examination of time-modulated pulses and signals with inherent jitter.

2 START THE OSCILLOSCOPE SWEEP AT THE END OF A CONTROLLABLE TIME-DELAY PERIOD . . . convenient for observation of occurrences after an accurately determined time interval.

3 MAKE MORE ACCURATE TIME-INTERVAL MEASUREMENTS.
A calibrated ten-turn time-delay control divides each of the twelve delay ranges into a thousand units. Range accuracy is within 1%, incremental accuracy on any range is within 0.2% of full scale.

4 TRANSFER PART OF A DISPLAY TO A FASTER SWEEP.
By initially displaying a signal on the extra, delaying sweep, and then transferring it to the main oscilloscope sweep, a continuously adjustable horizontal expansion can be obtained. Degree of magnification is determined by the time/cm ratio between the two sweeps. The average jitter of 1 part in 25,000 permits practical use of very large magnifications. Further, the exact portion of the display on the delaying sweep that will appear on the faster main sweep is positively identified by trace brightening. Unblanking pulses for both sweeps are applied to the crt grid, causing the main sweep to show up as a brightened portion of the display on the delaying sweep.

5 ARM THE OSCILLOSCOPE SWEEP FOR TRIGGERED ONE-SHOT OPERATION. A front-panel pushbutton or an electrical signal from a remote location can be used instead of the internal delayed trigger to arm the sweep. After the button is pressed, or the pulse received, the next trigger causes the main sweep to fire once and revert to the locked-out condition. Photographic recordings of a single transient made in this manner cannot be blurred by spurious signals following its occurrence. Because the single sweep can be triggered any time after the button is pressed or the pulse received, the time of occurrence need not be accurately predictable.



GREATER VERSATILITY PREFERRED
Customer preference for the Tektronix Oscilloscopes with a delaying sweep, Type 535 and Type 545, indicates that the increased utility is valued at much more than the small additional cost. Application possibilities of these versatile instruments make them worthy of your serious consideration.

TYPE 535 and TYPE 545 CHARACTERISTICS
Delay Specifications

A calibrated twelve-step range control and a ten-turn precision control provide for continuously-variable coverage of the full sweep-delay range—1 μ sec to 0.1 sec. Range accuracy is within 1%, incremental accuracy within 0.2% of full scale. Time jitter is less than 1 part in 20,000 in conventional sweep-delay operation. Display is completely jitter-free in triggered operation. The delaying sweep can be used as a rate generator, producing trigger rates from 10 cycles to 40 kc, continuously adjustable. The delayed trigger is available at a front-panel connector for external applications.

Other Specifications

Main-sweep range is 0.02 μ sec/cm to 12 sec/cm continuously variable, with 24 calibrated steps accurate within 3%. Accelerating potential is 10 kv. Vertical-amplifier response with Type 53/54K Fast-Rise Plug-in Unit. . . . Type 535, dc to 11 mc—Type 545, dc to 30 mc. Seven plug-in vertical preamplifiers are available for complete signal-handling versatility.

Type 535 (without plug-in units) . . . £525.00
Type 545 (without plug-in units) . . . £586.00

Delivered in England
The above prices are exclusive of duty.



Represented in
Great Britain by

**LIVINGSTON
LABORATORIES, LTD.**

Retcar Street, London N. 19
Archway 6251

Tektronix, Inc.

P. O. Box 831D, Portland 7, Oregon, U.S.A.
Phone CYPRESS 2-2611 • Cable: TEKTRONIX
TWX-PD 265


The living
truth in
sound

Spectone

FIVE-FIFTEEN
AMPLIFIERS

Based on the famous Mullard 5-10 circuit, this equipment represents a marked advance in high-quality amplifier design and construction, as incorporated in the Spectone Stereophonic Reproducers.

Write for descriptive leaflet with full technical specifications



The
WINDSOR
POWER AMPLIFIER with PRE-AMPLIFIER

Volume Control, Bass and Treble Controls and Input Selector Switch on chassis. Two inputs; one for radio tuner or pre-amplifier and the second for a pick-up. Treble Control continuously variable from + 16 db to - 15 db at 10 Kc/s. Bass Control continuously variable from + 18 db to - 12 db at 20 c/s.

£24/17/6

SPECTO LTD. Vale Rd Windsor

ELECTRO-MAGNETIC RELAYS?...



Send to Simmonds!

who have a range
of 1000 NEW TYPES
by  (Matériel Technique
Industriel)


Delivery 14-21 days
for most types

- ★ Operating from 1 Milliwatt to 1 Kilowatt with up to 96 change-overs at 10 amps. per contact.
- ★ Most models can be fitted with dust covers or hermetically sealed.
- ★ Range includes certain models hermetically sealed, all metal gas filled with glass base, and built-in adjustable thermal delay.
- ★ Post Office types 3000 and 600 relays of our own manufacture to specification. Guaranteed to full A.L.D. and I.E.M.E. standards.


Sole concessionaires for U.K. and Dominions on behalf of M.T.I.

L. E. SIMMONDS LTD.

5 BYRON ROAD, HARROW, MIDDLESEX. Telephone: HARrow 7797/9
(Manufacturers and Trade enquiries only)



Model 1058 Single Beam Oscillograph



Designed for laboratory use, this new oscillograph provides a Y amplifier with a very useful frequency characteristic extending from d.c. to 6 Mc/s. The display is presented on a new post deflection accelerator tube at an amplitude of not less than 6 cm. over the stated frequency band. The maximum sensitivity of the channel is 0.25 V/cm and calibration is effected by means of the accurate test voltage provided. The time base of the Instrument can be switched to fire repetitively from a trigger pulse of either sign derived from the Y amplifier signal or externally. A special refinement, of interest to the Television Engineer, is the provision for triggering from the Frame or Line sync. pulse in a 1 volt D.A.P. (positive) composite video signal. Five calibrated time base ranges are provided giving spot velocities from 30 cm/sec to 1.5 cm/microsec. An X amplifier with a maximum sensitivity of 0.5 V/cm and bandwidth 20 c/s—250 kc/s (—50%) is included and allows time base expansion, continuously variable, of up to five times. Time measurement is by calibrated shift control. The Instrument operates from 100-130 or 200-250 volt mains supplies.

Write for illustrated leaflet to :—

COSSOR INSTRUMENTS LIMITED

THE INSTRUMENT COMPANY OF THE COSSOR GROUP

(Dept. 1) COSSOR HOUSE · Highbury Grove · LONDON · N.5

TELEPHONE: CANonbury 1234 (33 lines)

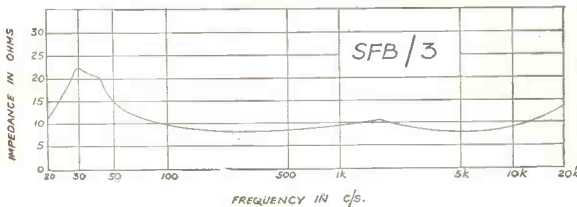
TELEGRAMS: GOSSOR, NORPHONE, LONDON

CABLES: COSSOR, LONDON



Model SFB/3
(Reg. Design 881,557)

IMPEDANCE CURVE. Note the unusually level impedance which typifies the wide frequency response.



3-Speaker System by Wharfedale

at £39 · 10 · 0 complete

- ★ ATTRACTIVE APPEARANCE ★ FREE-STANDING & EASILY MOVED
- ★ RESONANCE FREE : SANDFILLED BAFFLE ★ OMNI-DIRECTIONAL
- ★ FREQUENCY RANGE : 30 c/s to 20,000 c/s ★ MODERATE PRICE

Here, at last, is a wide range, high quality speaker which can easily be accommodated in the average room, can be placed in the best position for listening, and be moved against a wall when not in use, with choice of Walnut, Oak, Mahogany and Maple Veneers.

SPECIFICATION. Size 34in. × 31in. × 12in. Weight 64 lbs. Impedance 8/15 ohms. Bass Resonance 30/35 c/s. Max. input 15 watts.

UNITS. W12/SFB, 10in. Bronze/SFB, Super 3. The 12in. and 10in. units are in parallel. This arrangement gives very smooth results over the full range with a 3 dB gain at low frequencies. The Super 3 is again in parallel via a 4 Mfd. capacitor and is mounted on a small baffle facing upwards. The efficiency of the system is high and will give full domestic volume from any good 5-watt amplifier. The baffle is sandfilled; there is no cabinet resonance because there is no cabinet.

The 12in. and 10in. units are specially built and **MATCHED FOR OPTIMUM RESULTS** from this system. Baffles cannot be supplied separately.

Tropical model made with resin bonded plywood can be supplied at £2 extra.

Made and guaranteed by **WHARFEDALE WIRELESS WORKS LTD · IDLE · BRADFORD · YORKS** Telephone: Idle 1235/6
Telegraphic: Wharfedale-Bradford

WAFER SWITCHES TO SPECIFICATION

FASTEST DELIVERY

We specialise *only* in the manufacture of small quantities (1-100) of Type "H" wafer switches to individual specification.

Send for Comprehensive Price List and Design Chart.

All switches contain new parts only—we do not use manufacturers' surplus or ex-Government material of doubtful age and quality.

Switches from stock for G.E.C. 912-Plus and Mullard Tape Amplifiers (see March issue for prices).

SPECIALIST SWITCHES

23 Radnor Mews - Sussex Place
London W2 - AMBassador 2308

Suppliers to the leading electronics, aeronautical and automobile companies and to research institutions, the G.P.O. and Universities.

M. R. SUPPLIES Ltd.

(Established 1935)

First-class ELECTRICAL MATERIAL for immediate delivery, carefully packed. Prices nett.

F.H.P. GEARED MOTORS. It is widely recognised that we have the best service for delivery of first-grade small Geared Motors. We carry a large stock of series-wound and capacitor/induction units in a range of final speeds from 300 r.p.m. to 1 r.p.m. and final torques up to 75lb./in. Our new List GM/557 is now available, giving details of the various ratings—copy sent on request.

SHADED POLE INDUCTION MOTORS, 200/250 v. A.C. Very silent running and ideal for many lab. and domestic applications, stirrers, cooling fans, extractors, etc. No interference with radio/TV. Brand new units: B.T.H., body 3in. dia. by 2 1/2in. with three-hole mounting flange. Shaft 1/2in. dia. by 1in. proj. 27/6 (despatch 1/6). Also Hoover SP92, high duty model, torque 400 gm./cm. Body 3 1/2in. by 3in., shaft 1in. proj. 39/6 (des. 2/-). Also Delco super model, fan-cooled, body 4 1/2in. by 3 1/2in., shaft proj. 1 1/2in., torque 600 gm./cm., and the perfect unit for tape recorders in addition to above duties. 42/6 (des. 2/-). All of the above are 4-pole and speeds are: B.T.H., 1,400; Hoover 1,200 and Delco, 1,400 r.p.m.

SYNCHRONOUS TIMES MOTORS, 200/250 v. 50 c. (G.E.C.—brand new). Compact motors, 2 1/2 × 1 1/2 × 1 1/2in. with 1in. shaft proj. Self-starting, high torque, 6 r.p.m., suitable also for display turntables. 57/6 (des. 1/-).

VERY MINIATURE L.V. MOTORS, 3/6 volt D.C., low consumption, only 100 m.a. at 4.5 volts, suitable for dry battery operation. Size 1in. by 1in., with mounting flange, shaft and pulley. Fine bargain for model makers. 7/6 (des. 6d.).

TOTALLY ENCLOSED A.C. MOTORS (English Electric Co.), 230/250 v. 50 c. 1 ph. 1,425 r.p.m., split-phase induction, ball bearings. Conservatively rated at 1/10th h.p. for continuous duty—developing 1/6th h.p. Frame size approx. 7in. by 5 1/2in. dia. Brand new 23/15/- (des. 5/6).

AIR COMPRESSORS (B.T.H.). Ex-Govt. In fine condition. Up to 250lb./sq. in. Bore 1 1/2in., stroke 1in. (approx.). Power required about 1/2 h.p. Limited supply at only 25/- each (des. 2/-).

HIGH DUTY AIR BLOWERS. We number many of the largest industrial concerns amongst our very satisfied customers for these fine units. We now offer the last few, and see no prospect of being able to repeat this fine offer: powered with B.T.H. repulsion/induction motor, 230/250 v. 50 c. 1 ph. Estimate delivery 1,500 c. ft./min. Overall length 24in., width 20in., height 18in. Inlet 7in. dia. Outlet 7in. by 3in. Weight approx. 1 cwt. Brand new in original cases. 222/10/- (des. mainland 20/-).

COMPLETE SEWING MACHINE MOTOR OUTPITS. There is no better quality job at any price and we have many hundreds of very satisfied customers and large sales from recommendations. 200/250 v. A.C./D.C., fitted with latest radio/TV suppressors, including motor with fixing bracket, foot control, needle light with switch, belt, etc., and instructions for fitting to ANY machine. And we still offer the complete outfit for 26/15/- (des. 2/9).

A.C. CONTACTORS, 230 v. A.C. coil, 2-pole 7 1/2 amp. "make," base 4 1/2 by 2in. 12/6 (des. 1/-). **MINIATURE RELAYS (STG), 250 ohms coil, 2 pole c.o. (double contacts), 1 1/2 × 1/2 × 1/2in., 9/6.** **AMMETERS, 0/5 amp. D.C. m/coil, 2in. sq. flange, 12/6 (des. 6d.).** **MICRO SWITCHES, single pole "make" or "break" at choice, 5 amps. A.C. new, boxed, 9/-.**

G.E.C. RECTIFIERS, 150 v. 350 m.a. half-wave, 7/6, two for 300 v. 350 m.a., 15/- (post paid), or four in bridge for 230 v. 0.75 amp. f.w., 29/6 (post paid).

EXTRACTOR FANS. Very well made units at much below normal price. 200/250 v. A.C. (induction motor, silent running, no interference). With mounting frame and back grille, ready for easy installation. With 5in. impeller, 25/5/- (des. 10in. impeller, 25/12/6 (des. either 3/-).

M. R. SUPPLIES Ltd., 68, New Oxford St., London, W.C.1.

Telephone: MUSEum 2958

FROM THE RANGE OF ADVANCE SERVICE INSTRUMENTS

The *NEW* Type 62

WIDE BAND SIGNAL GENERATOR



**WIDE RANGE
150 k/cs to 220 M/cs**

RELIABLE ATTENUATION

**MOVABLE CURSOR
FOR ADJUSTING CALIBRATION**

--- and at the right price


**£32.10
LIST PRICE
IN U. K.**

Here is another 'Advance' contribution to quicker and more efficient servicing—a signal generator with a phenomenally wide range covering all carrier and intermediate frequencies used for sound and television.

Note the features, remember the 'Advance' reputation for reliability, consider the modest price—surely the finest value for money yet offered in its sphere.

Send for fully descriptive leaflet No. W45.

Advance



VISIT US ON
STAND
934
GRAND HALL
OLYMPIA

May 7th to 17th

ADVANCE COMPONENTS LTD · ROEBUCK ROAD · HAINAULT · ILFORD · ESSEX · TEL: HAINAULT 4444

When you buy a tape recorder your choice will be governed by two factors—

PRICE AND SPECIFICATION

The best tape recorder won't be cheap—but it will be good value for money.

The Grundig 'Specialist' TK.820/3-D is the best value for your money. Its presentation, its versatility, its performance, its push-button track changeover, makes it the only possible choice for so many people. Provided the machine has the facilities, appearance and ease of control you demand, it remains to check whether or not its specification will stand up to your requirements.

Here is the complete technical specification of the TK.820/3-D. Read it critically—and write to us if there is anything else you would like to know.

GRUNDIG

Makers of the finest tape recorders in the world.

GRUNDIG (Great Britain) LTD., Dept. WW,

Advertising Dept. & Showroom:

39-41, NEW OXFORD STREET, LONDON, W.C.1

Sales Dept. & Works:

KIDBROOKE PARK ROAD, LONDON, S.E.3.

(Electronics Division, Gas Purification & Chemical Co. Ltd.)

GRUNDIG 'SPECIALIST'

Mains voltage: suitable for A.C. only, 105–115, 190–210, 210–230, 230–250 volts, 50 cycles. Power Consumption: approximately 90 watts maximum. Mains Fuses: 2 amps (for 105–115 volts), 1 amp (for 190–250 volts). H.T. fuses: 500 mA Surge Resisting, 120 mA Surge Resisting. Valve line-up: EF 86, ECC 81, EL 84, EL 42, EM 71 + 2 metal rectifiers. Mains tapping panel and fuses instantaneously available. Two tape speeds—3½ ins/sec and 7½ ins/sec: speed change instantaneous by electrical means—heavy duty dual speed split phase induction motor: recording time (with 1,200 feet recording tape) 2 × 30 minutes at 7½ ins/sec—2 × 60 minutes at 3½ ins/sec: half track recording, track change without spool reversal: track changeover by press button approximately 2 seconds. Trackbutton remains down to indicate which track was played last: frequency range 50–9,000 cycles at 3½ ins/sec, 40–14,000 at 7½ ins/sec: noise is down at least 40 dBs and wow and flutter less than 0.3% at 7½ ins/sec, less than 0.5% at 3½ ins/sec.

Automatic stop foil at end of spools: fast forward and fast rewind time approximately two minutes per full spool. Illuminated precision place indicator: recording level meter by 'magic eye', tone control for treble or bass emphasis.

Loudspeakers: elliptical high-flux permanent magnet moving coil + two 2½ inch tweeters. Special four-position speaker control. Connections for low impedance extension speaker and high impedance external amplifier remote controls, earphones. Microphone, diode and radio input sockets.

Overall dimensions: 17 inches × 17½ inches × 9¼ inches. Weight approximately 48 lb.

Retail Price 98 gns.



G.D.273

All good 'Labs' use
RadioSpare

quality components
for design
development and
prototype work



**Service
Engineers!**

Remember— Radiospares components are delivered absolutely "by return"

**IF YOU
MISSED**

THE
AUDIO FAIR

YOU CAN HEAR

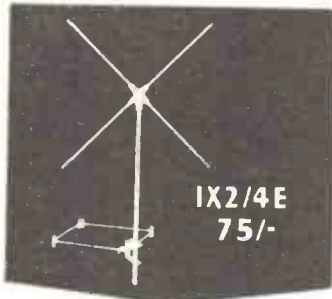
THE
BEST in HI-FI

AT

**BERRY'S
RADIO**

25 HIGH HOLBORN,
LONDON, W.C.1. Tel.: HOLborn 6231/2
(OPPOSITE CHANCERY LANE)

ANTIFERRENCE AERIALS




IX2/4E
75/-

BAND I

BAND I

A complete range of Antex (illustrated) Dipole, 'H', Fringe and Indoor models is available. Outdoor models can easily be adapted for Band III by adding Band III Grip-on aerials as 350/1C below.




222/6G
115/-

BAND II

BAND II

Indoor and outdoor models to suit all conditions and to provide the very best results for VHF/FM equipment. Models for fitting to existing TV masts are available.




350/1C
52/6

BAND III

BAND III

3, 5, 8, 10 element and Stacked Arrays for outdoor installation and a comprehensive range of indoor models.



HL 402/4K
102/6

HILO

HILO

17 models to provide perfect Band I/Band III reception with only one aerial. All incorporate the patented Electronic Coupling exclusive to Antiferrence.

Specially Designed EXPORT RANGE

Antiferrence offer a specially developed range of competitively priced Television and VHF/FM aerials for export including Horizontally or Vertically Polarised Single or Stacked Yagi Arrays, Broad-Band and All-Band types for International Frequencies including Continental (C.C.I.R.) and American channels. The well-known Antiferrence features of pre-assembly and robust construction combine with specially designed features to withstand the most extreme climatic conditions and to meet the varying technical requirements of countries abroad. Our Export Department will, on request, be pleased to give full details of this specially designed Export Range. Fully detailed literature showing current models and prices available on request.

Standard PLUG & SOCKET



R.E.C.M.F. SPECIFICATION
Robust and simple to fit.
PLUG TVP/I
SOCKET TVS/I

Both **8d** each

'Y' BOXES



For combining Band I and Band III Television Aerial down leads.

OUTDOOR MODEL
Y.1. - 16/6

INDOOR MODEL
Y.2. - 12/6

Now BAND III & HILO
AUTOMATIC
WITH
Click-Mec

Far in advance of any other form of pre-assembly—'click' and they're fixed!

ANTIFERRENCE LIMITED

BIGESTER RD., AYLESBURY, BUCKS.

THE ANTIFERRENCE GROUP
Antiferrence Ltd., Aylesbury & London.
Antiferrence (Canada) Ltd.
Antiferrence (Australia) Pty. Ltd.
Antiferrence Installations Ltd.

Antiferrence Aerials are supplied through Appointed Antiferrence Distributors to all leading Radio & Television Dealers. We regret that we cannot supply direct to members of the public.

THE RD JUNIOR

TABLE CABINET

A general purpose equipment cabinet, the RD JUNIOR Table Cabinet may be used to house the RD JUNIOR group of units together with a suitable transcription motor unit, alternatively it may be used to house a tape deck and its associated equipment. The illustration shows the cabinet fitted with the RD JUNIOR Control Unit and FM Unit also a COLLARO Model 2010 Transcription Motor Unit, the Main Amplifier being immediately behind the Control Unit. Cabinets are available ready cut and drilled to take these units or alternatively they may be supplied uncut. Extremely compact the cabinet measures only 20 $\frac{1}{2}$ in. wide \times 15in. deep \times 14 $\frac{1}{2}$ in. high while styling follows that of the Corner Horn enclosure, the two together forming an attractive two part High Fidelity System.

The standard finish is Australian Walnut, the edges and interior of the motor compartment being contrasted in Birch. Selected veneers are used and each cabinet is hand-polished to a pleasing eggshell finish.

PRICE: Cut or uncut £10-10-0d. (ex works). (Special finishes + 5%).



PART OF A COMPLETE HOME HIGH FIDELITY SYSTEM



A new illustrated leaflet giving concise details of the complete range of matched units forming the RD JUNIOR Home High Fidelity System is now available, and may be had on request.

For use with the Corner Horn enclosure we can particularly recommend the outstanding new Lowther PM6 Pressure Unit—owners of existing cabinets will be pleased to know that the PM6 can be fitted without modification. Demonstrations may be had at our Catford Showroom week-days between 10 a.m. and 5 p.m. (the Showroom is no longer open on Saturday mornings).

ROGERS DEVELOPMENTS (ELECTRONICS) LTD.

"RODEVCO WORKS" •
Telegrams: RODEVCO, LONDON SE6

4-14 BARMESTON ROAD, •

CATFORD •

LONDON, S.E.6


Telephone: H1Ther Green 7424

HEADS?

Think of any device where a magnetic head (Transducer) is used . . . And it is likely that one of our many types will fit the bill. We hope so anyway, as that is what we have set out to do.

WE SPECIALISE IN HEADS

H Heads for Tape, Heads for Cine Film, Heads for Discs, Storage Drums, etc. And we can always quote for making up heads to your special requirements



Examples from our range:

Type K. Multi-track head (75/- per track).

Type H. Tubular Head, fitted to an adjustable holder. Suitable for $\frac{1}{4}$ in. tape.

Type E. Combined Record/Playback/Erase Head for Tape (75/- each).

Type G. Tubular Head Element $\frac{1}{8}$ in. dia., $\frac{1}{2}$ in. long. Fully screened. Fits all sorts of holders for tape, cine, storage drums, etc. (46/- each).




Type M. As Type G but with low impedance only $\frac{1}{8}$ in. dia., $\frac{1}{2}$ in. long (42/- each).

Type B. For Miniature Recorders, Projectors, etc. $\frac{1}{8}$ in. dia., $\frac{9}{32}$ in. high (88/- each).

SEND FOR COMPREHENSIVE LISTS
TRADE ENQUIRIES INVITED.

P. A. MARRIOTT & CO.

Sunleigh Works, Sunleigh Road, Atperton, Middlesex
Phone: Wembley 7493



WALMORE ELECTRONICS LIMITED

PHOENIX HOUSE, 19/23 OXFORD STREET,
LONDON, W.1.

Telephone: GERrard 0522

Cables: Valvexpor

For immediate response Telex London 8752.

EXPORTERS OF RADIO, TELEVISION AND
INDUSTRIAL TUBES, HAVE PLEASURE IN
INTRODUCING THEIR BRAND



AND INVITE ENQUIRIES FROM BUYING
AND CONFIRMING HOUSES EXCLUSIVELY
FOR EXPORT

SUPPLIERS OF RADIO COMPONENTS
ELECTROLYTICS, AND CATHODE RAY
TUBES

We challenge comparison!



F. J. CABB
Editor of
"Practical
Wireless"
and "Practical
Television"

JOHN GILBERT
Technical
Editor "Music
Trades
Review"



PERCY WILSON
Technical
Editor "The
Gramophone"

DONALD ALDOUS
Technical
Editor
"Gramophone
Record
Review"



MILES HENSLow
Technical
Editor
"Record
News"

That is a bold statement, but we mean it: we invite you to compare Stentorian High Fidelity, for performance and price, with any other equipment.

The H.F. 1012 is a good example: it is one of the range of Stentorian speakers (incorporating the patented Cambric Cone) which have been endorsed by leading experts such as those shown here, and also by enthusiasts everywhere.

Specialisation — backed by over 30 years' experience—is the secret of our success, not only in this country, but in face of fierce competition in the U.S.A. and in many other overseas countries. The suggested loudspeaker systems illustrated below are typical of those approved by users all over the world, and their letters, in ever-growing numbers, are almost embarrassingly complimentary.




High Fidelity at realistic cost

Stentorian H.F. 1012 in Standard Bass Reflex Console Cabinet.




Type H.F. 1012
10" unit, die cast, 12,000 gauss magnet, cambric cone. 10 watts capacity. 30-14,000 c.p.s. Bass resonance 35 c.p.s. £4. 19. 9



Stentorian H.F. 1012 with T. 10 tweeter in Senior Bass Reflex Corner Console.

Type H.F. 1012
10" unit, die cast, 12,000 gauss magnet, cambric cone, 10 watts capacity. 30-14,000 c.p.s. Bass resonance 35 c.p.s. £4. 19. 9



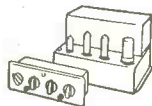
Standard Bass Reflex Console
For use with 10" or 12" units with provision for tweeter. 32" x 22" x 16". £10. 10. 0



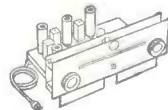
Type T. 10
Tweeter unit, m/c pressure type, 14,000 gauss magnet, 2,000-14,000 c.p.s. 5 watts. Recommended for use with H.F. 1012. £4. 4. 0



Senior Bass Reflex Corner Console
For use with 10" or 12" units with provision for tweeter. 35" x 30" x 19". £11. 11. 0



Stentorian W.B. 12 Quality Amplifier
12 watts low noise input circuit, double triode phase splitter, push-pull output stage giving outstanding reproduction. £25. 0. 0



Stentorian VHF/FM Tuner
Rock-steady tuning with no drift. Frequency range 87.5-108 Mc/s. Extra-high sensitivity for fringe areas. £25. 0. 0



Stentorian

Ask your usual dealer to demonstrate, or see and hear the complete range at the Audio Fair, or at our London office, 109 Kingsway, W.C.2, any Saturday between 9a.m. and 12noon. Fully descriptive leaflets gladly sent on request.

THE WEYRAD AM/FM RECEIVER

THIS RECEIVER WHICH HAS BEEN SPECIALLY DEVELOPED FOR THE AMATEUR CONSTRUCTOR PROVIDES COMPLETE COVERAGE OF THE SOUND BROADCAST BANDS—LONG, MEDIUM AND SHORT WAVE AM WITH 87.5-100 Mc/s V.H.F. FOR FM. WE HAVE PRODUCED A FULLY ILLUSTRATED BOOKLET WHICH GIVES INFORMATION ON THE ASSEMBLY AND ALIGNMENT OF THE 4-BAND SEVEN-VALVE RECEIVER, INCLUDING CHASSIS LAYOUT, CIRCUITS AND POINT-TO-POINT WIRING DIAGRAM.

- ★ "WEYRAD" B.61 COIL PACK, P.23 I.F. TRANSFORMERS, T.S.61 TUNING SCALE, Q2 I.F. FILTER, E.822 MAINS TRANSFORMER AND E.823 OUTPUT TRANSFORMER.
- ★ ALUMINIUM CHASSIS WITH ALL PUNCHING AND BENDING COMPLETE.
- ★ DESIGNED FOR LATEST TYPE MULLARD VALVES.
- ★ RECEIVER OUTPUT CAN BE MODIFIED FOR USE AS A RADIO FEEDER FOR QUALITY AMPLIFIERS.


THE BOOKLET & PRICE LIST.....2/6d.

ILLUSTRATED FOLDER OF AM. COMPONENTS3d.

WEYMOUTH RADIO MANUFACTURING CO., LTD.
CRESCENT STREET, WEYMOUTH, DORSET.

JASON "ARGONAUT"

A.M.
F.M.
TUNING
UNIT



for building as a
Tuner or Receiver

The Jason "Argonaut" will be found ideal for those wishing to enjoy selected reception of overseas transmissions as well as the superlative quality of F.M. It is recommended particularly for experienced builders, and may be built as a tuner-unit, or self-powered unit with quality output stage. The chassis, supplied ready punched, accommodates either version. F.M. sensitivity—15 microvolts. Switching and wiring are absolutely straightforward. Supplied with chassis, dial and specially designed Jason tuning assembly. Centre front-panel holes are blocked by easily removed plastic discs.


Book of the Jason "Argonaut" by Data Publications, 2/-(2/3 post paid).

All parts (less valves) to build tuner, £10/10/-.
All parts (less valves) to build as complete receiver, self-powered, £11/10/-.

● OTHER JASON SPECIALISED F.M. EQUIPMENT

Jason quality F.M. Tuner kit: Jason Station-switched F.M. tuner, assembled. FROM LEADING STOCKISTS EVERYWHERE, or in case of difficulty, please write direct to:—

JASON MOTOR & ELECTRONIC CO.
328, CRICKLEWOOD LANE, LONDON, N.W.2
Telephone: SPEedwell 7050



Quartz Crystals of any shape and size cut and ground precisely to specification and coated, if required, with Gold, Silver or Aluminium, etc.

BROOKES CRYSTALS LTD

Suppliers to Ministry of Supply, Home Office, B.B.C., etc
181/3 TRAFALGAR ROAD, GREENWICH, LONDON, S.E.10
Phone: Greenwich 1828.

Grams: Xtals, Green, London. Cables: Xtals, London

Junction Transistors

by



GET 3 · GET 4 · GET 5 · GET 6

The accumulated improvements resulting from a year's run on pilot plant production of the EW53, EW58 and EW59 have been incorporated in the factory products being issued under reference GET 3, GET 4, GET 5 and GET 6.

GET 3 · GET 4

These are general purpose transistors for 6 and 12V operation. They are capable of a good HF performance and can be used in amplifiers at 315 and 465 kc/s

GET 3—22/-; GET 4—27/-

GET 5

Two watts of audio are available from a pair under class B push-pull conditions. This performance is obtainable combined with the high frequency performance typical of a small transistor.


GET 5—£2.13.0

GET 6

This transistor features an extremely low noise level which has hitherto been unobtainable with transistors.

Noise factor 6db
 $f = 1 \text{ kc/s}$ $R_s = 500\Omega$
 $V_c = 2V$ $I_e = 0.5mA$

GET 6—£1.17.6



Full particulars of these devices can be obtained from G.E.C. Valve and Electronics Dept.

THE GENERAL ELECTRIC CO. LTD., MAGNET HOUSE, KINGSWAY, LONDON, W.C.2

Hivac

*miniature
barretters*

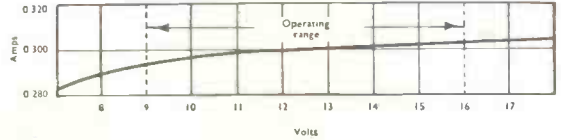
XBI & XB2

These highly efficient miniature barretters can be used in a variety of applications; for example, to regulate the heater current of a number of 6.3V 0.3A valves operated from a suitable supply. They can be mounted in any position where air can circulate freely.

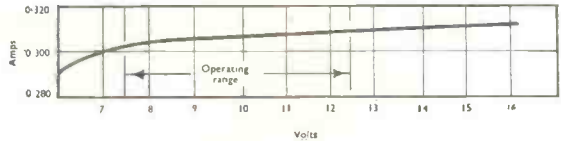
Data sheets on request.



XBI Operating voltage range from 9V to 16V.
Rated current, 300 mA.



XB2 Operating voltage range from 7.4V to 12.4V.
Rated current, 305 mA.



Our Technical Service Department will be pleased to supply further information and assist in any problems arising from the use of these barretters.

Hivac Limited

STONEFIELD WAY · SOUTH RUISLIP · MIDDLESEX
A member of the Automatic Telephone & Electric Group. Ruislip 3366

THE BRITISH NATIONAL RADIO SCHOOL ESTD. 1940

NOW IN OUR SIXTEENTH YEAR
AND STILL

NO B.N.R.S. STUDENT HAS EVER FAILED

to pass his examination(s) after completing
our appropriate study course

**DO YOURSELF A BIT OF
GOOD, TAKE—
A B.N.R.S. Study Course**

A.M.Brit.I.R.E. and CITY and GUILDS Radio and
Telecommunications Exams., etc., etc.

PRINCIPAL,
BRITISH NATIONAL RADIO SCHOOL
66 ADDISCOMBE ROAD, CROYDON, SURREY
Tel. ADDiscombe 3341

IMPORTANT ANNOUNCEMENT A.D.S. RELAYS LTD.

MANUFACTURERS OF 3000 & 600T RELAYS

Wish to make it known that they are

FULLY TYPE APPROVED

TO

INTER SERVICES SPECIFICATION

R.C.S. & R.C.L. 161

(Certificate Nos. 1000, 1001, 1003 & 1004)

A. I. D.

A.R.B. & ADMIRALTY
APPROVED

A.D.S. RELAYS LTD. Dept. W.W.
12, STORE STREET, LONDON, W.C.1.
Tel.: MUSeum 2453



The 'Aeroplane' Photograph

DEAD ON TRACK

Rapid, accurate tuning of an aircraft's radio is of the greatest importance to its navigation and communications. For this purpose, G.E.C. Quartz Crystals are unexcelled in their consistency and accuracy, factors which are no less important with ship and shore radio equipment or wherever the highest standards of efficiency and reliability are required.



G.E.C.


QUARTZ CRYSTAL UNITS

SALFORD ELECTRICAL INSTRUMENTS, LTD., PEEL WORKS, SILK STREET, SALFORD, 3.

LONDON OFFICE: MAGNET HOUSE, KINGSWAY, LONDON, W.C.2. TEL : TEMPLE BAR 4669.

A SUBSIDIARY OF THE GENERAL ELECTRIC CO. LTD., OF ENGLAND

Symmetrical deflection both axes




Five good reasons why the Furzehill O.120.A & O.130.A oscilloscopes should be your first choice

Furzehill Laboratories Ltd.

57 CLARENDON ROAD, WATFORD, HERTS.
TELEPHONE GADEBROOK 4686

we have made TRANSFORMERS for 10 years



Our products range from Small Transformers and Chokes, used in Electronics, to Single and Three-phase Transformers of 50 kVA, open or oil-filled construction.

We offer a range from 7 to 7000 VA on Standard Laminations, also a wide selection of "C" and "E" core assemblies, open or hermetically sealed.

Vacuum Impregnation and Enveloping to RCS. 214, H1 or H2.

Our extensive stocks of Raw Materials enable us to offer exceptionally quick deliveries.

YOUR ENQUIRIES ARE INVITED:

ANDEG LTD


FORMERLY AVIS & BAGGS LTD.

A.I.D. & A.R.B. Approved. Contractors to H.M. Government

BENNET ROAD, READING, BERKS.

Telephone: Reading 82401

EDDYSTONE COMMUNICATION RECEIVERS



Model 840A illustrated
Cash Prices and Statutory Terms

Model	Cash Price	Deposit	8 Monthly Payments of
820	£31 18 0	£3 14 6	£3 14 6
870	£34 16 0	£4 1 6	£4 1 6
840A	£55 0 0	£6 8 4	£6 8 4
750	£78 0 0	£9 2 0	£9 2 0
888	£110 0 0	£12 16 8	£12 16 8
680X	£120 0 0	£14 0 0	£14 0 0

Cash price if paid in 6 months by Bankers order. Carriage paid per passenger train.

Model 840A is for A.C. or D.C. 110/250 v.; 750 and 680X 110/240 v. A.C. These sets are the choice of the discerning professional and amateur users. Descriptive literature gladly forwarded.

Latest EDDYSTONE Component Catalogue 1/-




The Eddystone Specialists SERVICES LTD.,

55 COUNTY ROAD, LIVERPOOL, 4
Telephone: AINTREE 1445 ESTAB. 1935
Branch address: MARKET CROSS, ORMSKIRK






By Appointment to the Professional Engineer



**STAND NO.
211**

**INSTRUMENTS, ELECTRONICS
& AUTOMATION EXHIBITION
OLYMPIA
MAY 7th—17th, 1957**



**"MULTICON"
PLUGS AND SOCKETS**

- 2 pole 4 pole 6 pole 8 pole
- 10-in-line unitor
- 12 pole 18 pole 24 pole 33 pole

We cordially invite you to visit our stand at Olympia, where a complete range of PAINTON PRODUCTS will be displayed

PAINTON
Northampton England

**ATTENUATORS AND FADERS · STUD SWITCHES · TOGGLE SWITCHES · PUSH BUTTON SWITCHES
HIGH STABILITY CARBON RESISTORS · 'METLOHM' METAL FILM AND GLASS FIBRE RESISTORS
FIXED AND ADJUSTABLE WIREWOUND RESISTORS · WIREWOUND POTENTIOMETERS
MIDGET R.F. CHOKES · KNOBS, DIALS & POINTERS · TERMINALS · PLUGS & SOCKETS**

Bullers CERAMICS FOR INDUSTRY

High quality material and dimensional precision are attributes of Bullers die-pressed products. Prompt delivery at competitive prices.



We specialise in the manufacture of — **PORCELAIN**
for general insulation
REFRACTORIES
for high-temperature insulation

FREQUELEX
for high-frequency insulation
PERMALEX & TEMPLEX
for capacitors

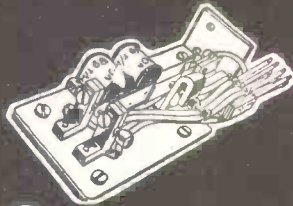



BULLERS LIMITED

MILTON · STOKE-ON-TRENT · STAFFS
Phone: Stoke-on-Trent 21381 (5 lines) · Telegrams & Cables: Bullers, Stoke-on-Trent
Ironworks: TIPTON, STAFFS London Office: 6 LAURENCE POUNTNEY HILL, E.C.4
Phone: Tipton 1691 Phone: MANSION HOUSE 9971

RELAYS

P.O. TYPES
MANUFACTURED
TO YOUR
SPECIFICATION
**PROMPT
DELIVERY**



3000 TYPES

COILS up to 80,000Ω.
CONTACTS up to 8 c/o's
Tropicalizing and impreg-
nating to order.
400 and HIGH-SPEED
TYPES also Supplied.



**LARGE
STOCKS
OF
KEYSWITCHES**


THE KEYSWITCH CO.
ALL POST OFFICE EQUIPMENT.

Enquiries to Sales Manager

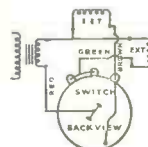
126 KENSAL ROAD, LONDON, W.10
Telephone: LAD. 0666. 4640 Grams: "Fonequipt", London, W.10
Contractors to Home & Overseas Governments & H.M. Crown Agents

NEW AUTO TRANSFORMER WMTI

Matches full range
set/speaker
combinations
Price 13/6




Overall size 2 7/8" high x 2 3/4" wide
Weight 12 1/2 ozs. Fixing hole centres 2 1/2"



This auto transformer is designed to match any combination of load and output impedances in the range 2-16 ohms with or without crossover network. The transformer is particularly useful for matching the SFB/3 to commercial radio sets, which generally have outputs in the range 2-5 ohms. Where switching arrangements are not fitted to the set, a Wharfedale speaker switch at 17/6 (illustrated on left) gives complete control of the output arrangements. The WMTI will handle 15 watts without overload or distress, and the response is level within 1 dB from 20 c/s to 15 kc/s.

Wharfedale

WIRELESS WORKS LTD · IDLE · BRADFORD · YORKS



The **EDDYSTONE**
MODEL 680X
COMMUNICATIONS RECEIVER



The controls of the Eddystone "680X" receivers are laid out so conveniently that the professional operator quickly "takes" to the receiver and is able to make the most of its extremely good performance. All normal communications facilities are provided:— variable pitch BFO; crystal filter; wide range of selectivity; noise limiter; 600 ohm balanced output. There are two RF and two IF stages, all valves being of Service-approved types. Frequency coverage is continuous from 480 kc/s to 30 Mc/s. Available in table and rack-mounting versions. Robust all-metal construction and suitable for use in any climate. The illustrated Data Sheet gives full particulars and you are invited to write for it.

Manufactured by **STRATTON & CO. LTD.** BIRMINGHAM 31

VENNER

TRANSISTORIZED PLUG-IN UNITS for HIGH SPEED COUNTING

Crystal Oscillator, Type TS5.
Provides crystal controlled 10 Kc/s squarewave and 10 Kc/s sinewave. Has provision for gating. List Price £25.

Decade Counter, Type TS10
Divides and counts pulses having repetition rates up to 30 K.p.p.s. List Price £18/15/-.

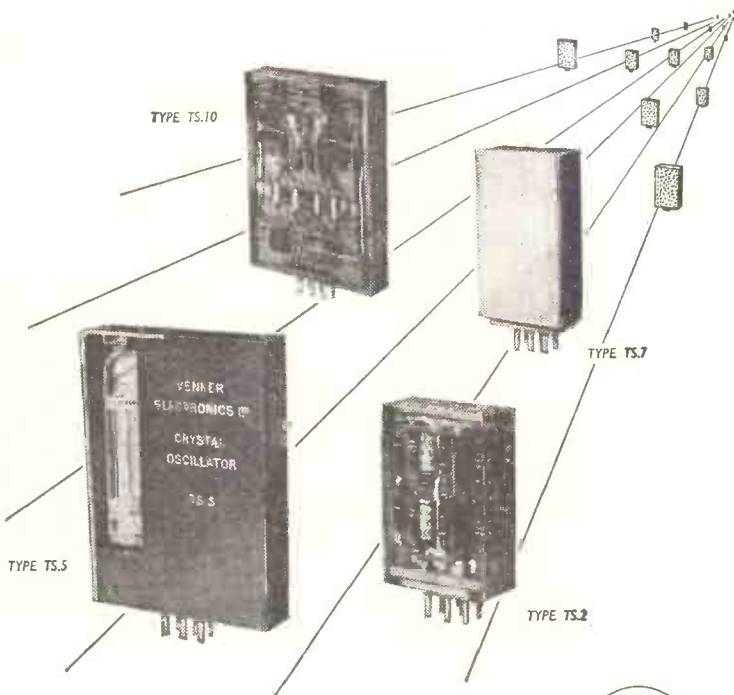
Binary Unit, Type TS2
The unit will divide by 2, squarewave or pulse inputs. The stage will handle p.r.s.'s up to 30 K.p.p.s. Also used for gating purposes. List Price £4/18/9.

Among other stages available are:

Shaping Amplifier, Type TS7, provides a constant amplitude pulse suitable for triggering the Decade Unit, etc. when fed with pulses of variable amplitude and waveshape. List Price £10.

Cyclometer Counter Type TS8, a transistorized electro-mechanical register. May be used in conjunction with the Decade Unit to provide for low speed counting. List Price £17.

Write for free Illustrated Brochure to Dept. W.W.



VENNER ELECTRONICS LIMITED

KINGSTON BY-PASS, NEW MALDEN, SURREY. MALDEN 2442. A member of the Venner Group of Companies.



"An Eye to the Future"

BRITISH PHYSICAL LABORATORIES

Radlett, Herts.
Phone: Radlett 5674-6



Whichever Way
You Look At It
A

PERFECT METER

- Rectangular Models : 4" & 5"
- Square Models : 2", 2½" & 3½"
- Round Models : 1½", 2", 2½" & 3½"
- Hermetically Sealed : 1½" & 2½"

MAY WE ALSO SEND DETAILS OF
OUR ELECTRONIC INSTRUMENTS.

A.C. VALVE MILLIVOLTMETER FOR AUDIO FREQUENCIES



RANGE: 0-.02, 0-2, 0-2, 0-20, 0-200, 0-200, Volts R.M.S.—16—+ 8 Decibels
(Accuracy ± 2% all ranges)

OdB=1mW in 600 ohms on 2 volt range.
Input impedance:—over 0.5 megohms.
This instrument has been produced in answer to a demand from engineers engaged in the Audio-frequency field for a straightforward A.C. Millivoltmeter.

PRICE
£43
EX WORKS

E.I.R. INSTRUMENTS LTD.
329, KILBURN LANE, LONDON, W.9 • Tel. LADbroke 4168.

an invitation

A series of demonstrations of our

HIGH FIDELITY LOUDSPEAKERS and LOUDSPEAKER SYSTEMS

has been arranged at

AXIOM WORKS, WEMBLEY, MIDDX.

on the following dates:

MAY 4th, MAY 18th, & JUNE 1st

at 10 a.m., 11 a.m. and 12 noon on each date.

**Hear the new "315" Repro-
ducer; a superb 3-way High
Fidelity Loudspeaker System.**

● **Write for ticket(s) stating date
and time, giving alternative
dates to avoid disappointment**

**to all those
who were unable
to attend**

GOODMANS

**High Fidelity
Loudspeaker
Demonstrations
at the recent
London Audio Fair**

GOODMANS

Nearest Stations: Wembley Central (LMS & Bakerloo)
Sudbury Town (Piccadilly Line)

Hellermann handles



Styled to
customers
requirements

Handles in any colour

Fittings in

Nickel

Chrome

Anodised aluminium

Gilt

HELLERMANN LIMITED

Telephone

Gatwick Road, Crawley, Sussex

Crawley 2000/1/2/3/4

All handles are of registered design

Safeguard your precious LP's

LP's are soft, easily damaged—and expensive. Very often, more irreparable harm is done to them in handling than in playing; for every scratch is permanent and every fingerprint—by collecting dust—increases "surface noise." Therefore, as is well known, the playing surface should never be touched by hand.

The new **Miragrip**, by preventing all risks, provides the complete answer to the record handling problem. It never touches the music lines at all, and leaves no marks of any kind. It is simple to use, suitable for all records, and combines convenience with absolute safety.

Precision-made and chrome-plated, the **Miragrip** costs only 18/6, and is a necessity and investment for every record owner. It is obtainable from most dealers, or direct from the makers (post-paid in the U.K.).

Free leaflet sent on request.



by using a
MIRAGRIP

PAT. APP. FOR


CLAROVIX PRODUCTS LTD.

465 WALSGRAVE RD.
COVENTRY

KAYE



RELAYS

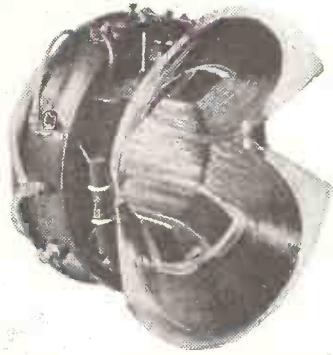


& COMPONENTS




Send now for our **FREE** six page relay information Folder, giving details of our 3000 and 6000 type relays, together with "one off" prices. Special quotes for quantities.

KAYE ELECTRICAL MANUFACTURING CO.
Havelock Works, Havelock Place, Harrow, Middlesex.
Grams: KAYE ELECTRICAL HARROW. Phone: HARROW 1432





Plessey makes available to Overseas Industry a range of superior components, including many interesting developments for 90° scanning angle receivers.

for American and Continental high definition systems...




This range incorporates not only many new items, but also improvements on established designs, and a continuation of research into basic materials and methods of production has resulted in components of high performance at economic cost.

Overseas Design Engineers and Equipment Manufacturers are invited to write for full information.




... T.V. components by

Plessey



A Comprehensive range of *Dulci* HIGH FIDELITY Equipment

DIRECT FROM MANUFACTURER TO OTHER ENTHUSIASTS
STABLE AND SENSITIVE TUNERS




HIGH FIDELITY 4 watt Amplifier model G.R.4. **£9. 9. 0.**

D.P.A.10 (10-14 watt)
ULTRA LINEAR Power
Amplifier. **£12.12.0.**

with TONE CONTROL
UNIT. **£15.15.0.**

with FULLY SELECTIVE
Pre-amplifier **£19.19.0.**



Also a combined AM/FM TUNER and PRE-AMPLIFIER Model H.11. **£29.3.10.** (Tax Paid)

Full specifications available

THE DULCI COMPANY LIMITED

97-99 VILLIERS ROAD, LONDON N.W.2. (Phone: WILlesden 6678/9)



F.M. (V.H.F.) TUNER
£17.10.3. (Tax paid)

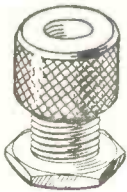


H.4.T. AM/FM TUNER
£20.17.0. (Tax paid)

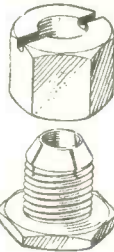
PRE-SET CONTROL LOCK

Designed to lock the spindles of pre-set potentiometers or trimmers without rotational or lateral displacement of shaft.

Will accept wide range of panel thicknesses.



TYPE P
Very attractive appearance for panel mounting.



TYPE C
Send for leaflet A.1



"KNOB LOCK"

The ideal method of locking panel mounted controls. Positive guard against vibration, etc.

This development of our popular pre-set control lock is finished in black plastic and embodies control knob and instantaneous finger-tip locking knob.

Send for List No. A.6

SUTTON COLDFIELD ELECTRICAL ENGINEERS

Reddicap Trading Estate, Sutton Coldfield. 'phone SUT 3038 & 5666

SOUND REPRODUCTION SPECIALISTS

LANCASTER HI-FIDELITY COMPANY

144 OXFORD ROAD

ARDwick 5762

All Saints

ARDwick 5762


MANCHESTER, 13

ALL MAKES OF QUALITY EQUIPMENT STOCKED

ARMSTRONG
Stockists

FM61 Tuner
A10 MK. II Amplifier
PB409 Radiogram Chassis
AF105 Chassis

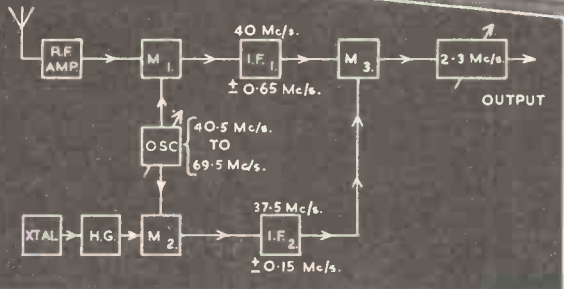
BUS ROUTE 41 OR 42 TO ROXY CINEMA



“This is more than a receiver . . .

. . . it's a revolution!” SAY OPERATORS


The **NEW** R.A. 17 is on show at Stand 932 at the I.E.A. Exhibition



Write for full specification and performance data today

CONSIDER THESE SENSATIONAL FEATURES:

- ★ 0.5 to 30 Mc/s in 30 bands
- ★ Band changing without switches or turrets
- ★ 60in. film scale giving 200 c/s setting accuracy
- ★ Overall stability after warm-up within 100 c/s
- ★ Extreme sensitivity: 3μV. for 20 db S/N ratio (30% modulation)
- ★ Undiscernible reradiation
- ★ Negligible spurious responses
- ★ Extreme mechanical simplicity—no complex gear trains
- ★ Cast chassis giving exceptional rigidity
- ★ Modular construction allows easy servicing
- ★ Alternative British or American valves and connectors
- ★ Signal meter and sensitivity check



BRACKNELL · BERKSHIRE

Telephone: Bracknell 941

Cables/Grams: Racal Bracknell Berks

North England Agent:

Farnell Instruments Ltd., Hereford House
North Court, Vicar Lane, Leeds 2
Telephone: Leeds 32958



The BTH Dual Channel Loudspeaker

To those striving for perfect sound reproduction, the new BTH K10A SPEAKER is an essential component. Designed to meet an exceptionally exacting specification, the unit is now available with or without cabinet to the keen enthusiast.

The equipment comprises an 18-inch cone for low frequencies, with a co-axial pressure-type unit and horn for high frequencies, and is complete with cross-over network.

The matching impedance is 15 ohms; the cross-over frequency is 1700 c.p.s.; and the total weight of unit and filter is 38 lbs.

List Price (less cabinet) : £45



BRITISH THOMSON-HOUSTON

THE BRITISH THOMSON-HOUSTON COMPANY LIMITED · RUGBY · ENGLAND

Member of the AEI group of companies

A.5006

EXECUTIVES REQUIRE CRISP, CONCISE REPORTS—DICTATE THOSE DETAILS IN YOUR CAR! VALRADIO DC/AC CONVERTERS MAKE DICTATING MACHINES AND TAPE RECORDERS MOBILE



For use too with Record Changers, Radiograms, Electric Gramophones, Television Receivers, and T.V. from country house lighting plants. (Prices according to instrument.)

INPUTS . ENTREES . ENTRADAS
6, 12, 24, 32, 50, 110 or 200/250 v.
OUTPUTS . SORTIES . SALIDAS
110 v. or 230 v. AC, 50 or 60 c/s, 30 to 300 w.

Prices DC/AC Converters:

From £3/18/—for Small Motors.
From £11/16/6—for Radiograms (including 3-speed Types).

Units complete and ready for use. **VALRADIO.** Write for descriptive folder. WW/C. ACCEPTED AS THE STANDARD by RADIO MANUFACTURERS, the Trade and the Aircraft industry.

Les rapports destinés aux chefs de service doivent être rédigés d'une façon bien concise—ditez-les donc dans votre voiture!
Les convertisseurs C.C./C.A. "VALRADIO" consentent la mobilité aux machines à dicter et aux enregistreurs sur bandes.
Ils peuvent également être utilisés pour changeurs de disques, appareils combinés, électrophones, téléviseurs, etc., partant d'installations d'électricité particulières.

Las relaciones destinadas a los jefes tienen que redactarse de modo muy conciso—díctenlas en el coche!
Los inversores C.C./C.A. "VALRADIO" les prestan movilidad a las máquinas de dictar y a los grabadores de cinta.
También pueden utilizarse para cambiadores de discos radio-combinados, gramófonos eléctricos, aparatos de televisión, etc., aprovechando las instalaciones eléctricas privadas.

Specialists in converters since 1937. **VALRADIO LIMITED.**
BROWELLS LANE . FELTHAM . MIDDIX . Phone: Feltham 4242/4837
OVERSEAS ENQUIRIES TO:—DEMANDES D'OUTRE-MER A:—
TODA INFORMACION DE EXPORTACION HA DE PELIRSE A:—
E.M.I. SUPPLIERS LTD. . HAYES . MIDDLESEX . ENGLAND.

TV
Manufacturers
be certain
your
Purchase Dept.
sees this

MANUFACTURERS
RENTAL COMPANIES
MAINTENANCE
COMPANIES

you can now take advantage of our

Bulk Buying Scheme

Many television sets use components such as Frame Oscillators, Line Oscillators, Line Output Transformers and Deflector Coils which are common to more than one particular make. When these transformers are being purchased in comparatively small quantities the price is naturally high and very often delivery slow. "Direct TV Replacements" has become the acknowledged specialist in TV Components, supplying many Set Manufacturers and Rental Companies. Buying in bulk and having a "short run" factory they can offer quick delivery and competitive prices.

IGRANIC TRANSFORMERS

Please note we have purchased a large number of Igranic Wide and Narrow Angle Deflector Coils, Blocking Oscillator Transformers and Frame Output Transformers. Our Factory is also producing alternative replacements for most Igranic Line Output Transformers and these can be fitted without any circuit modifications.


Write or 'Phone Your Requirements to:

CONTRACTS DEPT.



REPLACEMENTS
134/136 LEWISHAM WAY, NEW CROSS,
S.E.14. TIDewcy 3696-2330 Ext.10
Telegraphic: FLIBAK, London, S.E.14

MINIATURE OSCILLOSCOPE



Type
CT84

Type
CT52

Weight—approx. 15 lb. Size— $13\frac{1}{2}'' \times 8'' \times 5\frac{1}{2}''$ approx. Finish—Dark Battleship Grey.

Designed as a general-purpose instrument, the Metrovick miniature oscilloscope is particularly useful for radar servicing. Its light weight and compact construction result in a portable and robust instrument designed to withstand rough use, so that it has now become standard equipment for the fighting services.

SPECIFICATION

SUPPLY: With A.C. Power Pack (CT52)—100/125 v., 200/250 v., 50/60 c/s.; 180 v., 500 c/s. With D.C. Power Pack (CT84)—28 volts D.C. Power consumption 50 VA approx.

CATHODE RAY TUBE: Hard tube— $2\frac{3}{4}$ in. diameter screen. Standard tube fitted has Green screen with medium afterglow. Alternative tubes can be fitted.

TIME BASE: Free-running linear time base, paraphase amplifier and synchronising. Repetition range 10 c/s. to 40 Kc/s. Single-sweep linear time base with paraphase amplifier, triggered by 30-volt pulse. Repetition range—50 c/s. to 3,000 c/s. Sweep range—50 milliseconds to 3 microseconds.

Y PLATE ATTENUATOR: Resistance attenuator, capacitance compensated. Flat response—3 db. from D.C. to 100 kc/s. Fixed attenuation of 14 db. (5 times).

Y PLATE CONNECTION: Direct or series capacitor connection. Input resistance—2.5 megohms. Input capacitance—50 pf. approx.

Y PLATE AMPLIFIER: 1. Max. gain of 38 db. (80 times) flat to 3 db from 25 c/s. to 150 Kc/s. 2. Max. gain of 28 db. (25 times) flat to 3 db. from 25 c/s. to 1 Mc/s.

CALIBRATION: An internal supply of 50-volt peak $\pm 10\%$, sine wave, at the supply or vibrator frequency.

DELAY LINE: A delay network brought to the Y plate switch, and the displayed signal is delayed by approximately 0.5 microseconds, having its source impedance of 75 ohms.

RATING: Continuous operation at ambient temperatures between— 32° C. and $+ 50^{\circ}$ C.

Write for leaflet 652/14-1 for technical details

METROPOLITAN-VICKERS

ELECTRICAL CO LTD · TRAFFORD PARK · MANCHESTER 17

An A.E.I. Company

R/E603

THE LINEAR 'DIATONIC'

A HIGH FIDELITY ULTRA LINEAR AMPLIFIER WITH INTEGRAL PRE-AMP


A special feature is the compactness of the unit. Full advantage has been taken of latest component miniaturisation developments to produce a 10-watt Hi-Fi push-pull amplifier incorporating tone control preamplifier stages within the measurements of 10 x 6 x 6in.

In addition two high impedance input sockets are provided for microphone and gram, etc. Each input has its associated vol. control, five B.V.A (Mullard) valves are employed ECC83, ECC83, EL84, EL84, EZ81

H.T. and L.T. power supply point is included for a radio tuner.

L45 MINIATURE 4/5 WATT QUALITY AMPLIFIER

Size only 6 x 5 x 5 $\frac{1}{2}$ in. high. 12 d.b. Negative Feedback. Sensitivity 30 m.v. for full output. 3 Mullard valves, ECC83 Twin Triode, EL84 Power Output, EZ90 Rectifier, Separate Bass and Treble Controls. Mains switch incorporated in control. For 200—250v. 50 c.p.s. A.C. Mains. An ideal unit for use with Gram. or 'Mike.' Output matching for 2—3 ohm speakers.
Retail Price **£5-19-6**



SIZE ONLY 10—6—6ins.

Weight: 12 $\frac{1}{2}$ lbs. Power consumption 90 watts
For 200-230-250v. 50 c.p.s. A.C. mains.
Outputs for 3 and 15 ohm speakers.

Chassis finish stoved gold
—Bronze hammer.

Retail Price

12 GNS.

Send S.A.E. for descriptive literature.

TRADE AND EXPORT ENQUIRIES
to

FREQUENCY RESPONSE
± 2 d.b., 30-20,000 c.p.s.

MAXIMUM POWER OUTPUT
In excess of 11 watts.

RATED OUTPUT 10 WATTS.

SENSITIVITY

Volume (1) 22 millivolts for rated output.

Volume (2) 220 millivolts for rated output.

TREBLE LIFT CONTROL

Continuously variable + 6 d.b. to -13 d.b. at 12,000 c.p.s.

BASS CONTROL

Continuously variable + 13 d.b. to -18 d.b. at 50 c.p.s.

HUM LEVEL

Referred to maximum output and including integral pre-amp -60 d.b.

HARMONIC DISTORTION

0.25% measured at 6 watts.


NEGATIVE FEEDBACK

Total 32 d.b. including 24 d.b. in main loop.

LINEAR PRODUCTS LTD.

5-9 MAUDE STREET, LEEDS, 2.

Tel. 23116



FREQUENCY METERS

2 $\frac{1}{2}$ -8" up to 10,000 cycles

DIFFERENTIAL A.C. CURRENT METERS

COMPARING THE MAGNITUDE OF TWO CURRENTS.

PHASE SEQUENCE INDICATORS AND SYNCHROSCOPES UP TO 5 Kc

A Full Range of Switchboard and Portable Instruments

THE ELECTRICAL INSTRUMENT CO. (HILLINGTON), LTD.

Boswell Square Industrial Estate, Hillington, Glasgow, S.W.2. Halfway 1166 and 2194



We are manufacturers of Post Office Type 3000 relays with contacts and windings to customers' requirements.

Impregnation, tropicalisation and high voltage insulation available.

Our Sales Engineers will be pleased to call and discuss your requirements.

Present Delivery Situation—6 weeks from receipt of order.

RELAYS

STEVENAGE  RELAYS LTD.

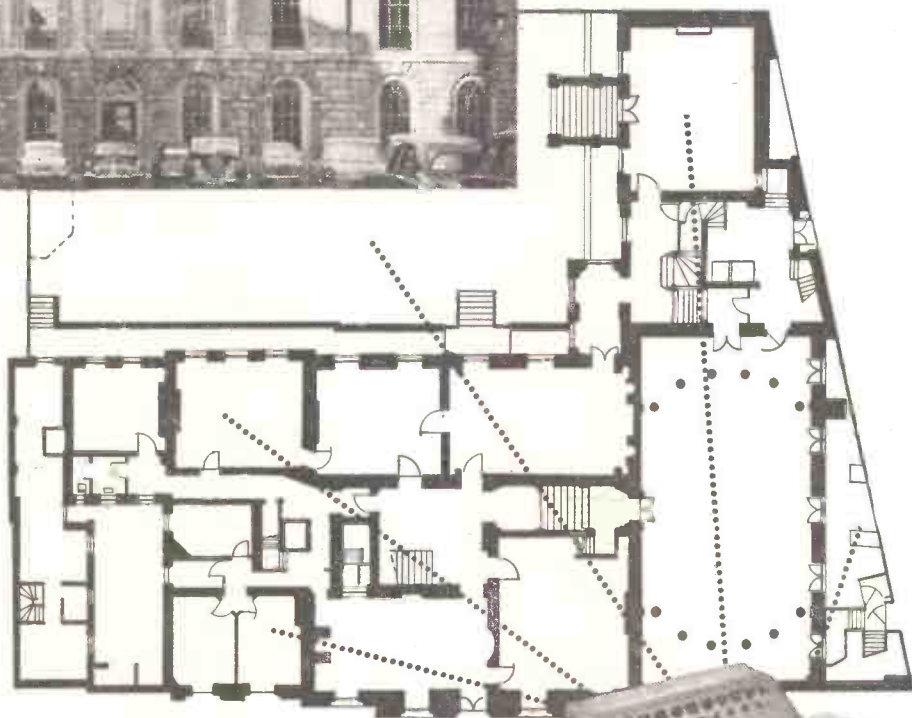
An Associate Company of

W. H. SANDERS (ELECTRONICS) LIMITED


Works: GUNNELS WOOD ROAD, STEVENAGE, HERTS
Telephone: Stevenage 981 (6 lines)



STRATFORD HOUSE, LONDON,
uses MULTITONE personal call



transistors call executives



At Stratford House, HQ of Birfield Ltd., small pocket transistor receivers call Executives and Staff, wherever they may be, with a quiet, personal buzz. No earpiercing bells, no strident loudspeakers here; instead—the Multitone Personal Call Staff Location System. 'New' and 'unique' are the words for it. A button is pressed on the control panel, a magnetic impulse travels along a loop of wire round the outside of the building, a buzz (and speech if desired) comes from the receiver of the man who's wanted. Nobody else hears a thing.

The most efficient Staff Location System in existence, the Multitone Personal Call is also one of the cheapest to install. It can be used in all sizes and kinds of buildings from big hospitals like St. Thomas', co-parents of the system, (1,660 ft. long by 240 ft. wide, 5 storeys high, using 70 receivers) to smaller buildings like Stratford House (120 ft. long, 40-70 ft. wide, 3 storeys, using 10 receivers). IT COULD BE USED IN YOUR BUILDING.

Write and we'll gladly send you details.

multitone personal call **STAFF LOCATION SYSTEM**



INSTRUMENTS, ELECTRONICS & AUTOMATION EXHIBITION

Grand Hall, Olympia, London · 7-17 May, 1957

(10 a.m.—6 p.m. daily · Open until 9 p.m. Fri. 10th & Wed. 15th May)

Over two hundred leading British manufacturers engaged in the design and production of instruments, electronic and automation equipment, are taking part during May in what is expected to be the most significant post-war exhibition.

PROMOTING THE EXHIBITION ARE:—

- The British Electrical and Allied Manufacturers' Association
- The British Industrial Measuring and Control Apparatus Manufacturers' Association
- The British Lampblown Scientific Glassware Manufacturers' Association
- The Drawing Office Material Manufacturers' and Dealers' Association
- The Scientific Instrument Manufacturers' Association of Great Britain

A Conference will be held throughout the period of the I.E.A. Exhibition. Further information regarding both conference and exhibition will be gladly supplied by the organisers:

INDUSTRIAL EXHIBITIONS LTD., 9 ARGYLL STREET, LONDON, W.1.
Telephone: Gerrard 1622

- Very high ohmic value.
- Tolerances from $\pm 25\%$ down to $\pm 0.1\%$.
- Temperature coefficient almost flat (slightly positive).
- Noise value 10 times better than R.C.S. permitted maximum.
- Comprehensive range available.
- Also standard range including probably the world's smallest layer resistor.



CONSTANTA

NEW
MAKROMIN

High
stability
LAYER
RESISTORS

We are confident you will not better our delivery and service.

full details from

G · A · STANLEY PALMER LTD

MAXWELL HOUSE, ARUNDEL ST., LONDON, W.C.2
Phone: TEMple Bar 3721/2.

DaG 602

ASK ARTHURS FIRST

LARGE STOCKS OF VALVES and C.R.T.s. METERS, Avo, Advance, Taylor, and Cossor Oscilloscopes in stock. AMPLIFIERS, Leak, Trix & Quad. GRAM UNITS, Garrard & Collaro. Collaro TRANSCRIPTION UNIT 2010PX.

LOUDSPEAKERS, Goodmans, Wharfedale, WB, Tannoy and leading makes. PICK-UPS and STYLI of most makes. TAPE RECORDERS, Grundig, Philips, Truvox, Playtime & Ferrograph.

LATEST VALVE MANUALS

Mullard, 10/6; Osram & Brimar No. 6, 5/- each;
Osram Part 2, 10/-.

Postage 9d. each extra.

PARTICULARS ON REQUEST

Terms C.O.D. OR CASH with order.


Arthur's EST. 1919
PROPS: ARTHUR GRAY, LTD.

GRAY HOUSE, 150-152 CHARING CROSS ROAD, LONDON, W.C.2
TEmpLe Bar 5833/4 and 4765 Cables: TELEGRAY, LONDON

NOW


New Orthophonic High Fidelity

FROM VHF/FM



The RCA FM Tuner incorporates many new refinements, enables you to realise the great advances made in broadcasting bringing into your home a thrilling, living realism.

- ★ **Precision Tuning**
The new RCA Electron Ray Tuning Indicator makes exact tuning simplicity itself.
- ★ **No interference**
The FM system coupled with RCA circuitry results in exceptional signal-to-noise ratio.
- ★ **Extended Tuning Range**
87.5-108 Mc/s covers the entire international F.M. broadcasting band.
- ★ **Great Sensitivity**
2 microvolts for 20 db quietening—extends the 'fringe' 7 valves plus 2 crystal diodes and Electron Ray tuning indicator.
- ★ **High Fidelity**
Wide range response within 1 db from 20-15,000 c/s for true High Fidelity reproduction.
- ★ **No Matching Problems**
Adjustable output levels.
- ★ **Automatic Frequency Control**
Ensures complete freedom from drift
- ★ **Power Requirements**
230-390 volts D.C. at 40 milliamps. H.T. supply. 6.3 volts, 2.25 amps heater supply (available from RCA New Orthophonic High Fidelity power amplifier).



RCA GREAT BRITAIN LTD.



(An associate Company of Radio-Corporation of America)

Lincoln Way, Sunbury-on-Thames, Middx.

Tel.: Sunbury-on-Thames 3101.

YOU'LL DO BETTER WITH PREMIER

SAFETY FIRST! BUILD THESE PREMIER TELEVISORS WHICH GIVE COMPLETE SAFETY TO THE CONSTRUCTOR.



These Televisors use a double wound mains transformer which gives you complete safety from contact with the mains supply when handling the chassis or controls

CONSOLE CABINETS with full length doors for 14in., 16in. and 17in. tubes PRICE £14/14/- H.P. Terms: Deposit £7/7/6 and 9 monthly payments of 18/6. CONSOLE CABINETS. Half door, previously advertised, still available at £12/12/-. H.P. Terms: Deposit £6/6/- and 8 monthly payments of 18/3.
On above cabinets add 21/- for pkg. and carr.

★ **B.B.C. & I.T.A. DESIGN No. 1 with NEW TURRET TUNER**
MAY BE BUILT FOR £33-7-11 PLUS COST OF C.R.T.

★ **B.B.C. (ALL CHANNELS) DESIGN No. 2**
MAY BE BUILT FOR £27-9-4 PLUS COST OF C.R.T.

BUILD IN 5 EASY STAGES. FULL CONSTRUCTION DETAILS AVAILABLE. INSTRUCTION BOOK 3/6 POST FREE INCLUDES BOTH DESIGNS.

PORTABLE TAPE RECORDER CABINETS

All Rexine Covered			
Tape Deck	Amplifier	Type	Price
Lane Mk. VI	Premier	Mi. VI	£4 19 6
Lane Mk. VI	Premier	de Luxe	£4 19 6
Truvox Mk. III	Truvox	T.D.3	£4 4 0

Plus Postage and Packing 5/-.

CABINETS—PORTABLE

MODEL PC/2
Grey Lizard Rexine covered 45/-
Overall dimensions 15in. x 15in. x 6in. Clearance under lid when closed 3in.

MODEL PC/2 DE LUXE
Two colours, wine and grey, with cutout for speaker and amplifier..... 55/6
Dimensions as above.

MODEL PC/3
Grey Lizard Rexine covered 68/6
Overall dimensions 18½in. x 14½in. x 10½in. Clearance under lid when closed 6in.

MODEL PC/3 DE LUXE
As above but with cutouts for Speaker and Amplifier 79/6
Dimensions as above.

THE ABOVE CABINETS ARE COMPLETE WITH CARRYING HANDLE FASTENERS AND PANEL.
Packing and Postage 3/- each.

Junction Transistors 10/- each
Equivalent of the OC70 Type

A RANGE OF BAND 3 AND F.M. AERIALS IS NOW AVAILABLE

Air spaced co-axial wire, 1/9 per yard.

TAPE RECORDER

£5 DEPOSIT & 8 MONTHLY PAYMENTS OF £4. 18. 6 or
CASH PRICE £40 plus 21/- pkg. & carr.



H.P. Terms: Deposit £20 and 12 monthly payments of £1.17.1

★ Case finished in Brown and Antique Fawn. Size 15in. x 12½in. x 7½in., with the very latest type continental gilt fittings. For A.C. mains 200-250 volts 50 cycles.

PREMIER RADIO COMPANY



ALL DRY BATTERY PORTABLE RADIO RECEIVER

MAY BE BUILT FOR **£7.8.0** Plus 3/- Pkg. & Postage
 4 Miniature valves in a superb circuit covering medium and long waves, Hexine-covered cabinets 11½in. x 10in. x 5½in. in two contrasting colours, wine with grey panel. Instruction book 1/6 post free, which includes full constructional details and list of priced components.

LATEST B.S.R. MONARCH 4-SPEED AUTOCHANGER

Designed to play 12in., 10in., and 7in. Records intermixed in any order at 16, 33½, 45 or 78 r.p.m. Capacity 10 Records. New reversible. Dual Stylus Crystal Pick-up for use on 100/250 v. 50 cycle A.C. mains, £9/15/- plus packing and postage 5/-. Deposit 25/- and 8 monthly payments of 25/-.



THE NEW TSL FM TUNER HIGH STABILITY MODEL

6 Valves including Magic Eye and Power Supply using the latest type Gorler permeability Unit complete with first audio stage and preset output volume control. Maximum radiation less than 10 microvolts per metre. Sensitivity better than .5 microvolts. Cash price £17/10/- (inclusive) or on H.P. terms, deposit £8/15/- and 9 monthly payments of £1/1/8. Credit terms deposit £2/3/9 and 8 monthly payments of £2/3/4. Postage and packing 5/- extra.

4 WATT AMPLIFIER

MAY BE BUILT FOR **£4.10.0** Plus 2/6 Pkg. & Postage
 Instruction Book 1/- post free. A steel case is now available, complete with engraved panel, for 15/6 extra. The amplifier may be supplied complete for £5/5/- plus pkg. and post 3/6, or fitted in case at £6 plus pkg. and post 3/6. Engraved panel 3/6. Post Free.



2-BAND TRF RECEIVER MAY BE BUILT FOR £5.15.0

plus pkg. & post 3/-
3 BAND SUPERHET RECEIVER

MAY BE BUILT FOR **£7.19.6** Plus 3/- Pkg. & Postage
 These two receivers use the latest type circuitry and are fitted into attractive cabinets 12in. x 6½in. x 5½in. in either walnut or ivory bakelite or wood. Individual instruction books 1/- each, post free.

THE JASON "ARGONAUT" MW/FM DESIGN

All Premier Components are designer approved



ALL components to build the complete Receiver, including output stage, may be purchased for £15/5/-, or all components less output stage but including Power Supply, for £13/19/6, plus packing and postage 3/6 on each.

T.S.L./Lorenz.	
LP 312-2 Speaker System.....	£14 19 6
LPH 65 Treble Speaker.....	£1 19 6
LP 215 Concert Speaker 8in.....	£8 17 10
Concert Soundcorner.....	£13 16 3

Send for illustrated catalogue on above.

★ IT WILL PAY YOU TO VISIT OUR NEW HI-FI DEMONSTRATION ROOM.


Why not make the best!

MULLARD AMPLIFIER KIT

NOW SUPPLIED WITH ULTRALINEAR OUTPUT TRANSFORMER. All the components for model 510, PLUS pre-amplifier on one chassis (total six valves) chassis gold hammer finished. May be purchased for £12/12/- plus pkg. & post 7/6, or pre-amplifier and tone control in a separate unit £14/14/- plus pkg. and post 7/6.

AM/FM RADIOGRAM CHASSIS OF THE LATEST TYPE

Cash £22/10/-, or credit terms £2/16/3 deposit and 8 monthly payments of £2/15/6. H. P. Terms a £11/5/- deposit and 12 monthly payments of £1/0/11. Packing and Carr. 7/6. This chassis has 8 valves and covers short, medium and long FM, and Gram. Printed circuit on F.M. ensures a high degree of stability. Overall size 14in. long, 6½in. high, 9in. deep. Dial size 12x5½in.



COMPACT GRAM AMPLIFIER

Complete ready to connect to any Type of Pick-up and Speaker (3 ohms) A.C. Mains 200/250 volts. Volume and tone control fitted with knobs. Overall size 7½in. long x 3½in. wide x 2½in. high. £2.19.6 Plus packing and postage 2/6. Suitable Speaker 7 x 4in elliptical 21/10.

TUNING CONDENSERS (Miniature type) 2-gang .0005 mid 5/-.

METER RECTIFIERS Miniature type with leads 1-5 mA. 5/-, post paid.

WYMOUTH MINIATURE COIL PACK Covering Med./Long/Short Wave Bands. Iron Cored Coils. Dimens.: Ht. 1½", length 3½", width 2½in. Price 29/6.


TERMS OF BUSINESS: Cash with order or C.O.D. over £1. Please add 1/- for Post Orders under 10/-, 1/6 under 40/-, Unless otherwise stated.

WILLIAMSON AMPLIFIER

MAY BE BUILT FOR **£15.15.0** Plus 7/6 Pkg. & Postage
 Supplied completely wired and tested for £20, or available on H.P. or Credit terms, postage and packing 10/-.

PRE-AMPLIFIER & TONE CONTROL UNIT

Available completely constructed, £5/5/- plus 2/6 packing and postage.



PREMIER BUREAU DE LUXE

A superb cabinet in finely figured walnut veneer. Interior light sycamore, with realine matching lining. Overall dimensions: 33in. high, 34in. long, 17½in. deep. Uncut control panel on right hand side approximately 16in. x 10in., uncut base-board on left hand side 16½in. long, 18½in. deep. Two full size felt-lined storage cupboards in the lower part of the cabinet. Cash price 16½ gns. H.P. Terms, deposit £8/13/6 and 12 monthly payments of 16/1. Credit Terms, deposit £22/3/10 and 8 monthly payments of £2/2/10. Packing and Carriage 25/- extra.

SPECIAL OFFER!

GOODMANS AUDIOM 50. £4/17/6 plus packing and postage 5/-.

WHY BUY SURPLUS OR RE-CONDITIONED TUBES WHEN THESE FULLY GUARANTEED WIDE ANGLE TUBES ARE AVAILABLE? THE LATEST TYPE 17" RECTANGULAR TUBE MW43/64 BY TELEFUNKEN AT £17 (INC. TAX) POST AND PACKING 21/- EXTRA. ALSO 14" RECTANGULAR TUBE TYPE 14 LP4, £13/17/6 (INC. TAX). PKG. & CARR. 15/- EXTRA.

A LARGE RANGE OF TEST METERS IN STOCK

We carry a comprehensive stock of components by all leading manufacturers.

SEND 2½d. STAMP FOR OUR NEW 1957 CATALOGUE

Ultrasonic Drilling Dip Tinning Soldering



With this one generator—the new Mullard E.7589—power is made available for a variety of ultrasonic applications. Further information is readily available from the address below, and demonstrations can be arranged on your own premises.

one generator for three applications

Mullard


Specialised Electronic Equipment



MULLARD LIMITED, MULLARD HOUSE
TORRINGTON PLACE, LONDON, W.C.1

ME 606

THE IDEAL *Portable* HIGH VOLTAGE TEST SET



FOR EVERY
TEST
LABORATORY



CUBICLE

Strongly constructed portable steel case with lifting handles, adequately ventilated, finished in attractive grey "hammer" finish enamel.

DIMENSIONS

Height 17½ in. by length 20 in. by width 12½ in.

WEIGHT 34 lb.

CONTROL

Continuous and smoothly variable from zero to 2,500 volts by means of continuously variable regulating transformer.

The test voltage is applied smoothly without high stress from voltage surges.

PROTECTION

A miniature magnet circuit breaker in the primary circuit and double pole on-off switch with double pole mains fuses provide perfect protection.

VOLTMETER

A high-grade instrument connected in the primary circuit but sealed to read output voltage.

2.5 KV at 500 VA
INSULATION TEST SET
Price £40.8.6

Complete with test prods.

DAVENSET

PARTRIDGE WILSON & CO. LTD., Davenset Elect. Wks., Leicester

MANUFACTURERS OF

AUTOMATIC & HAND COIL WINDING MACHINES

LAYER WINDING MACHINES

WAVE WINDING MACHINES

STRIP WINDING MACHINES

REEL CARRIERS (Light & Heavy)

Machines supplied to customers' requirements.

Your enquiries are invited.

ETA TOOL CO.

(LEICESTER) LTD.

29A WELFORD ROAD, LEICESTER

Phone 5386

Plastics mean progress!

COME TO **BRITISH PLASTICS**

International

EXHIBITION

AND CONVENTION

OLYMPIA · GRAND & NATIONAL HALLS
10-20 JULY

See
how the latest
advances
can be
applied to your
business

PRODUCTS

EQUIPMENT

MATERIALS

Visitors to the British Plastics Exhibition will reap a rich reward in new ideas, methods and plans for improved products—extended ranges—enhanced sales appeal—increased production and reduced costs!

This is your opportunity to see the biggest array of plastics products, materials and equipment ever assembled in Britain—covering over 200,000 square feet of floor space in Olympia's Grand and National Halls. A whole world of plastics, with exhibits from every branch of the British industry, and from Belgium, France, Germany, Holland, Italy, Sweden, Switzerland and the U.S.A.

Come and examine the latest plastics machinery (much of it in action); discuss your problems with experts; see how plastics can mean progress in *your* business—at this great exhibition organized by **BRITISH PLASTICS**, the journal that speaks for the industry.

At the British Plastics Convention, held simultaneously, important papers will be read and discussed in open forum.

A whole world of plastics on view

*Exhibition organised every second year by **BRITISH PLASTICS**, an **LIFFE** Journal*



Please send me the 1957 Exhibition Brochure, free season ticket, etc.

NAME..... DATE.....

FIRM.....

ADDRESS.....

.....

30A

**Plan your
visit ahead
Post this
today!**

TO: EXHIBITION MANAGER · **BRITISH PLASTICS** · DORSET HOUSE · STAMFORD STREET · LONDON. S.E.1.



Tone engineered for the perfectionist by B.S.R.
All the resources, equipment and experience of B.S.R. have been devoted to producing the Ful-fi cartridge—the cartridge for the connoisseur.



World Patents pending.

tone-engineered for the perfectionist by.

Ful-fi cartridges will give the purest tone—the ultimate in listening pleasure from any record player.

They are designed to fit all standard pick-up arms, easily and instantaneously removed from snap-fork housing for examination, cleaning and replacement of styli. Turnover mechanism is exact and foolproof, styling is modern, streamlined and refreshingly practical. The precision-ground sapphire styli, can be quickly replaced when worn out. Each cartridge is packed in a polystyrene container and attractively cartoned.

Ask your dealer for the B.S.R. FUL-FI Cartridge.

T.C.8M.

A high fidelity cartridge, designed to give maximum listening pleasure from the finest high fidelity equipment or the simplest amplifier.

Has a flat response (± 3 d.b.) up to 12,000 c.p.s. Output (at 1,000 c.p.s.) at 1.2 cm/sec. .3 volts.

T.C.8H.

A cartridge designed to meet the increased demand for a high output turnover type cartridge which is suitable for use with low gain amplifiers, as used in the vast range of small record players.

A cartridge that gives very pleasant listening. Has a flat response (± 3 d.b.) up to 7,000 c.p.s. Output (at 1,000 c.p.s.) at 1.2 cm/sec. .9 volts.



BIRMINGHAM SOUND
REPRODUCERS LTD.,
OLD HILL, STAFFS.

*Fitted to the **Manarch**
World's Finest 4-Speed Autochanger!*

Wireless World

ELECTRONICS, RADIO, TELEVISION

Managing Editor: HUGH S. POCOCK, M.I.E.E.

Editor: H. F. SMITH

Assistant Editor: F. L. DEVEREUX, B.Sc.

MAY 1957

In This Issue

- VOLUME 63 No. 5
PRICE: TWO SHILLINGS
FORTY-SEVENTH YEAR
OF PUBLICATION
- ◆ ◆ ◆ ◆ ◆ ◆
- Editorial, Advertising and
Publishing Offices:
Dorset House, Stamford Street,
London, S.E.1
Telephone:
WATERLOO 3333 (60 lines)
Telegraphic Address:
"Ethaworld, Sedist, London".
- | | | |
|-----|---|--------------------|
| 203 | Editorial Comment | |
| 204 | Paris Components Exhibition | |
| 205 | Colour TV in the Doldrums | |
| 206 | World of Wireless | |
| 208 | Personalities | |
| 209 | Inexpensive Pre-Amplifier | By P. J. Baxandall |
| 213 | Physical Society's Exhibition | |
| 218 | Time Constants | By "Cathode Ray" |
| 223 | Third International Instrument Show | |
| 225 | Airborne Doppler Navigation | By G. E. Beck |
| 228 | Limiting Factors in Gramophone Reproduction | By D. A. Barlow |
| 231 | Technical Notebook | |
| 233 | Letters to the Editor | |
| 234 | Exhibitors at the I.E.A. Show | |
| 235 | Limiters and Discriminators for F.M. Receivers—3 (contd.) | By G. G. Johnstone |
| 240 | Short-Wave Conditions | |
| 241 | Portable Transistor Receiver | By S. W. Amos |
| 247 | Manufacturers' Products | |
| 248 | News from the Industry | |
| 249 | May Meetings | |
| 250 | Random Radiations | By "Diallist" |
| 252 | Unbiased | By "Free Grid" |

PUBLISHED MONTHLY (4th Tuesday of preceding month) by ILIFFE & SONS LTD., Dorset House, Stamford Street, London, S.E.1.
Telephone: Waterloo 3333 (60 lines). Telegrams: "Iliffepres, Sedist, London." Annual Subscription: Home and Overseas, £1 12s. 6d.
U.S.A. and Canada \$5.00. BRANCH OFFICES: BIRMINGHAM: King Edward House, New Street, 2. Telephone: Midland 7191.
COVENTRY: 8-10, Corporation Street. Telephone: Coventry 5210. GLASGOW: 26B Renfield Street, C.2. Telephone: Central 1265.
MANCHESTER: 260, Deansgate, 3. Telephone: Blackfriars 4412. OVERSEAS OFFICES: U.S.A.: 111, Broadway, New
York, 6, N.Y. Telephone: Digby 9-1197. CANADA: 67, Yonge Street, Toronto, 1, Ontario. Telephone: Empire 6-0873.

A service for all who need complete data on Mullard valves, tubes and semiconductor devices



The Mullard Technical Handbook is a loose-leaf publication, issued on a subscription basis and containing data sheets on all Mullard valves, tubes and semiconductor devices in current production.

From one to twenty pages are devoted to each type, data including: standard ratings, recommended operating conditions and performance figures for various applications, limiting values, characteristic and performance curves.

Subscribers receive supplementary or revised sheets automatically as they are issued and thereby have early intimation of new introductions.

At present the Handbook comprises four volumes with the following contents:—

Mullard

VOLUMES I and IA

Data on current Receiving and Amplifying Valves. Cathode Ray Tubes. Crystal Diodes and Transistors. Photocells. Cold Cathode Tubes. Small Thyratrons. Miscellaneous and Special Tubes.

VOLUME 2

Data on earlier type Receiving and Amplifying Valves and Cathode Ray Tubes still in limited production for the maintenance of existing equipment.

VOLUME 3

Data on Power Valves for Transmitting and Industrial Equipment. Power Rectifiers. Large Thyratrons. Microwave Devices.

For full details of this service, including subscription rates and application form, write to the address below.

Mullard Limited, T.S.D., Data and Publications Section,
Mullard House, Torrington Place, London, W.C.1.



BRIMAR 6870



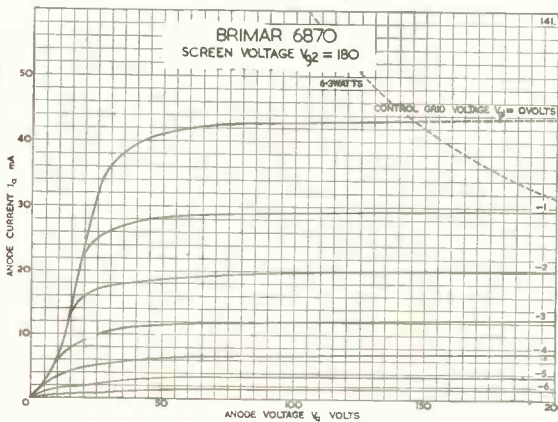
The Brimar 6870 is a Trustworthy screened pentode with a high mutual conductance and low control grid to anode capacitance, and is intended for use as a small R.F. power amplifier up to 150 Mc/s, or as a video amplifier. In the latter application advantage may be taken of the fact that the valve has higher anode dissipation and cathode current ratings than an ordinary high slope R.F. pentode, so that lower values of anode load resistance may be used for a given voltage output. This means that the valve can work into higher load capacitances without loss of bandwidth, or alternatively may be used over a wider band with a given load capacitance. The valve is fully Trustworthy and is eminently suitable for mobile equipment.

TYPICAL CHARACTERISTICS

Anode voltage	180	250 volts
Screen voltage	180	250 volts
Autobias resistor	56	120 ohms
Anode current	25	25 mA
Screen current	3.5	3.5 mA
Mutual conductance...	9.0	8.5 mA/V
Anode impedance	170	230 kilohms
Inner amplification factor ($\mu_{g_1-g_2}$)	35	35
Control Grid Voltage for $I_a = 100 \mu A$	-9	-13.5 volts

CAPACITANCES

Input	8.5 pF
Output	7.0 pF
Control Grid to Anode	0.025 pF max.

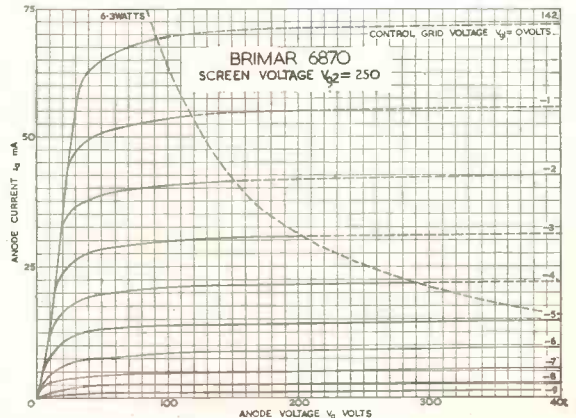


Cut this out for further reference or write to the Publicity Department at Footscray for a data sheet.

Name.....

Address.....


WW



Standard Telephones and Cables Limited

Regd. Office: Connaught House, 63, Aldwych, London, W.C.2


FOOTSCRAY · SIDCUP · KENT · FOOTSCRAY 3333



We always get 'needled' when we think of the harm done to good music and to good records by *some* cartridges, when we can do the job so well. You see, we are Type 65-1, the medium-output member of the Acos family. Our proper place is a good record player or radiogram. Our characteristics are linear; our frequency range is wide, and our *g* is high. Our output is .15 V at recorded velocity 1 cm/sec (1,000 c/s). Our stylus is individually tested at 500 times magnification, and easily exchanged in the new slip-in fitting. Just you give us the stylus—we appreciate a good recording when we play one.

acos ARE DOING THINGS IN STYLI

"BELLING-LEE" T.V. INTERFERENCE FILTERS



L1334 2 amp.

Effective on bands I and III.

Owing to the high frequencies involved, any band III filter should be fitted inside the appliance, as an external filter would tend to radiate interference.

These internal inductors must be fitted in pairs inside the casing, in series with the brush leads.



L1314 2 amp.

Effective at band I television frequencies.

Designed for connection in the leads of the appliance, fitted within six inches of the motor. The connections are completely enclosed in the two-piece moulding and the strain of the flex is taken up by cable grips. Two or three core flex may be used, up to $\frac{1}{4}$ in. diameter.




L799 2 amp.

Effective at band I television frequencies and short and medium wave bands.

This filter is similar in design and application to L1314 mentioned above. It is suitable for two or three core flex up to $\frac{3}{8}$ in. diameter.

DIPLEXER COUPLING UNIT



Do you have to change over your aerial connections every time you switch from one programme to the other?

If so, a "Belling-Lee" diplexer will save you this trouble as it enables you to connect the aerial leads permanently to the set.

The diplexer is available in two versions (a) L1338 with coaxial socket and (b) L1338/A (illustrated) with saddle clamps, which obviate soldered connections. The L1338/A is primarily intended for installations where further access is not required, i.e., in the attic.

"BELLING-LEE" NOTES

BAND III IN SCOTLAND

We have just returned from a trip to Dundee where a film strip lecture was delivered to about 135 members of the trade. We learnt that in parts of Dundee, and certainly along the north bank of the Tay estuary, reception of the test card from the I.T.A. test transmitter was considered to be very good. We were particularly pleased about this as there had been some criticism, and we were quite disturbed. We sold the transmitter to the I.T.A. prior to its use at Emley Moor and, although we erected the small I.T.A. aerial at Blackhill, we are no longer responsible either for manning or maintenance, and all queries relating to the test transmissions should be addressed to I.T.A. and not to us.

Dundee is a fringe area for Blackhill, and if the test card is being received there, there isn't much wrong with the transmitter, in fact we sent a telegram to I.T.A. congratulating them upon the results.

We also saw results in Glasgow, but even using a high gain aerial the picture was very noisy although well and truly locked.

There seems to be a feeling that the test card should be equal in quality to entertainment value. It should always be remembered that the purpose of the transmitter is to enable dealers and others to carry out conversions and to line up band III aerials, and viewed in this way the transmitter is doing its job. The only thing to bear in mind is that where a picture is excessively noisy the noise might be concealing a ghost, in such cases extra care should be taken. In the picture we saw in Glasgow a ghost was obvious even through the noise.

In the "Belling-Lee" lectures given in Edinburgh and Glasgow, Mr. A. P. Hale, A.M.I.E.E., repeatedly gave it as his opinion that there would be considerable difficulty in obtaining a good band III picture in certain parts of these towns. It is unlikely that indoor aerials will give a satisfactory picture except perhaps in the eastern suburbs of Glasgow and other very favourable sites.



BELLING & LEE LTD
GREAT CAMBRIDGE ROAD, ENFIELD, MIDD., ENGLAND

Telephone: Enfield 3322 • Telegrams: Radiobel, Enfield

Advertisement of
BELLING & LEE LTD.
Great Cambridge Rd., Enfield, Middx.
Written 25th March, 1957

Cossor Kits

In laying down their programme for the design and production of a range of apparatus in Kit Form, Cossor Instruments Limited have chosen as their "opening pair" two most valuable items of test gear; a VALVE VOLTMETER and a single-beam cathode-ray OSCILLOSCOPE.

PRINTED CIRCUITS are utilised for built-in stability and reliability for both of these instruments. Bearing in mind the highly satisfactory specification cost ratio of these instruments and being aware of the instructional value in building them, the Laboratory or Service Department Engineer will certainly place them high on his list of essential purchases.

Model 1044K Valve Voltmeter Kit

Brief Specification

D.C. Voltmeter 7 ranges: 1.5V—1,500V Full Scale.

A.C. Voltmeter 7 r.m.s. ranges: 1.5V-1,500V Full Scale
7 peak-to-peak ranges: 4V-4,000V Full Scale

Ohmmeter 7 ranges: Allowing resistance measurement from 0.1 ohm—1,000 megohms.

Dimensions

Height: 9½ in. (24 cm.)

Width: 5 in. (12.7 cm.)

Depth: 4¾ in. (12 cm.)

Weight: 4½ lb. (2 kg.)



LIST PRICE £20

HIRE PURCHASE TERMS AVAILABLE

Please write for fully descriptive leaflets

COSSOR INSTRUMENTS LIMITED

The Instrument Company of the Cossor Group

COSSOR HOUSE

HIGHBURY GROVE

LONDON, N.5

Telephone: CANonbury 1234 (33 lines)

Telegrams: Cossor, Norphone, London

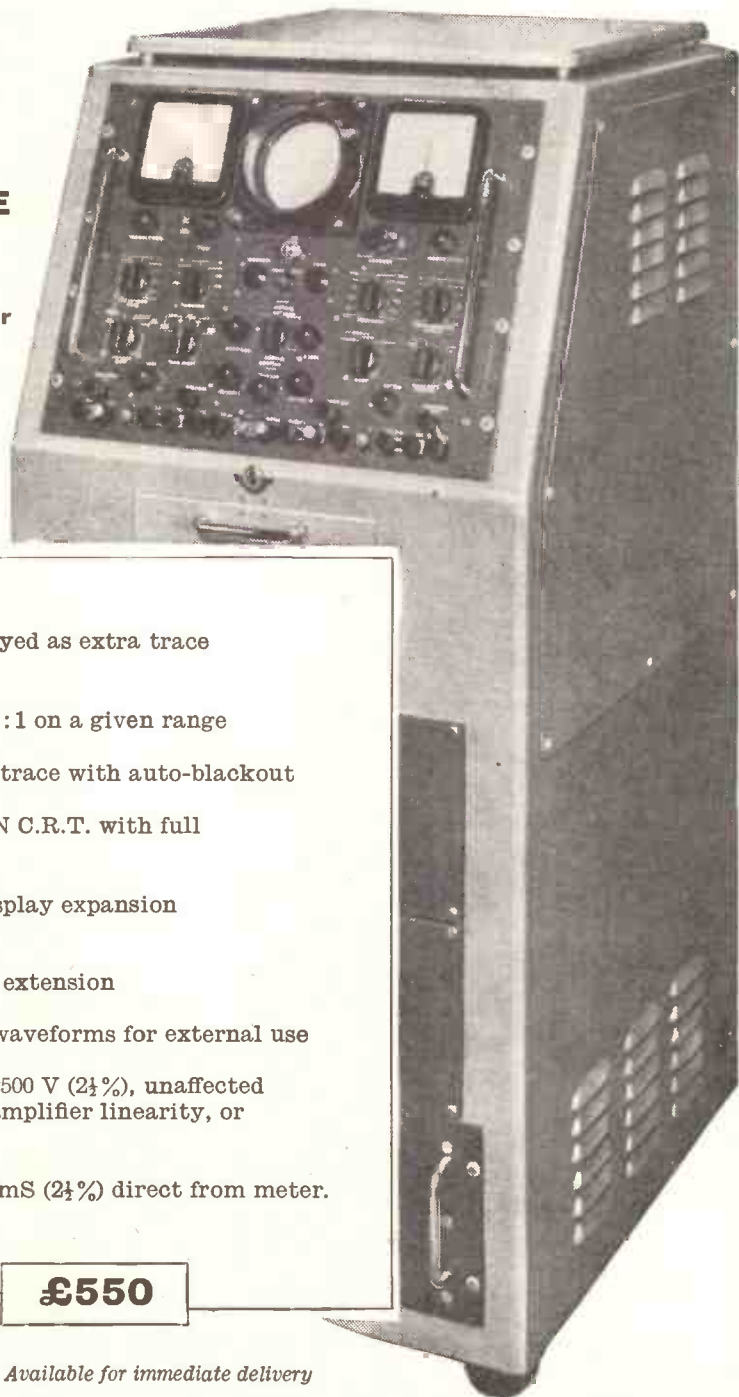
Cables: Cossor, London

E·M·I W·I·D·E R·A·N·G·E OSCILLOSCOPE

provides

PRECISION TIME and A.C./D.C. VOLTAGE MEASUREMENTS

(without arbitrary graticules or
calibrating waveforms)



TYPE

WM5A

- Sweep delay or return sweep displayed as extra trace gives continuous time display
- Display expansion greater than 600 : 1 on a given range
- Photo sweep and voltage reference trace with auto-blackout
- High brilliance fine focus EMITRON C.R.T. with full 10 cms. deflection
- Variable E.H.T. (1 to 10kV gives display expansion with unmodified bandwidth)
- Add on sub-units give performance extension
- Additional stabilised supplies and waveforms for external use
- Voltage measurements—100 mV to 500 V (2½%), unaffected by variations in supply, C.R.T. or amplifier linearity, or degree of expansion
- Time measurements—20m μ S to 100mS (2½%) direct from meter.


PRICE

£550

Available for immediate delivery

E·M·I. ELECTRONICS LTD

Instrument Division, (Dept. 18E), Hayes, Middlesex. Telephone: SOUTHALL 2468, Ext. 1013



TRANSFORMERS

*a new, important
source of supply*

For well over half a century S.T.C. have been making transformers, but this production has been used exclusively in the great variety of telecommunications and power equipment manufactured by the Company.

Now S.T.C. design, development and manufacturing resources are available generally to industry. Present transformer ranges extend to 50 kVA—soon to be extended.

S.T.C. high-quality transformers cover single phase and three phase types and include Core, Shell, Potted, C-core and Hermetically Sealed construction.

Write for leaflets F/TRL.55 to 61.



FOR THE FINEST

TRANSFORMERS

YOU CAN NOW SPECIFY

Standard



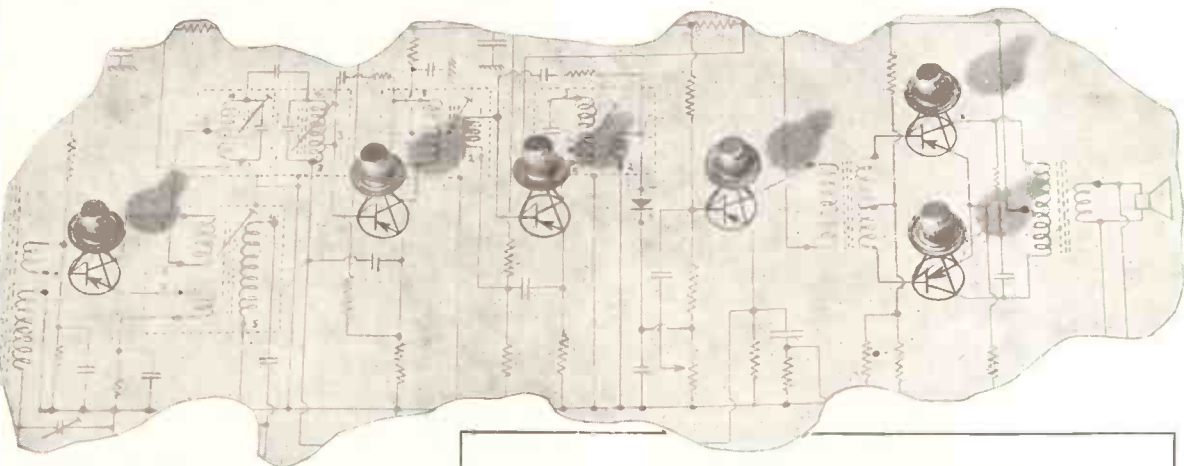
Standard Telephones and Cables Limited

Registered Office : Connaught House, Aldwych, London, W.C.2






RECTIFIER DIVISION: EDINBURGH WAY · HARLOW · ESSEX

A Complete range of TRANSISTORS

for radio and electronics



A full range of Ediswan Transistors is now available for immediate delivery through normal trade channels. Characteristic curves and data will be supplied on application. The welded metal-to-metal containers ensure hermetic sealing against moisture penetration even under conditions of high humidity at elevated temperatures.

TYPE	APPLICATION	CHARACTERISTICS
 XA101	I.F. Amplifier	Average frequency cut-off 5 Mc/s.
 XA102	Frequency Changer/Oscillator	Average frequency cut-off 8 Mc/s.
 XB102	Intermediate L.F. Stage	Average current gain 30.
 XB103	Intermediate L.F. Stage	Average current gain 66.
 XC101	* Output Stage	Maximum collector dissipation (absolute) 115mW at 35°C ambient. Maximum junction temperature (absolute) 70°C. Thermal resistance in free air 0.3°C/mW. Thermal resistance with appropriate heat sink 0.21°C/mW.

* The XC101 is also available in matched pairs for push-pull

EDISWAN

MAZDA

VALVE & CRT DIVISION

THE EDISON SWAN ELECTRIC CO. LTD. 155 Charing Cross Road, London, W.C.2 and Branches

Telephone: GERrard 8660

An A.E.I. Company

Telegrams: Ediswan, Westcent, London

Wanted!


QUALIFIED MEN AND WOMEN

Industry & Commerce offer their best posts to those with the necessary qualifications—such posts that will bring personal satisfaction, happiness, good money and security. As part of a modern industrial organisation, we have skilled knowledge of what is required in industry to-day and the best means of training personnel for its present day and future requirements. We specialise also in teaching for hobbies, new interests or part-time occupations in any of the subjects listed below. Make your own choice and write to us to-day for further information. There is no obligation of any kind.

PERSONAL & INDIVIDUAL TRAINING IN—

- | | | | |
|---------------------------------------|----------------------------|------------------------------|----------------------------------|
| Accountancy | Customs Officer | Languages | Refrigeration |
| Advertising | Draughtsmanship | Management | Sales Management |
| Aeronautical Eng. | Economics | Maintenance Eng. | Sanitary |
| A.R.B. Licences | Electrical Eng. | Mathematics | Engineering |
| Art (Fashion, Illustrating, Humorous) | Electrical Installations | M.C.A. Licences | Salesmanship |
| Automobile Eng. | Electronics | Mechanical Eng. | Secretaryship |
| Banking | Electronic | Metallurgy | Shorthand & Typing |
| Book-keeping | Draughtsmanship | Motor Eng. | Short Story Writing |
| Building | Eng. Drawing | Painting & Decorating | Short Wave Radio |
| Business | Export | Police | Sound Recording |
| Management | Heating & Ventilation Eng. | P.M.G. Certs. | & Reproduction |
| Carpentry | High Speed | Production Eng. | Telecommunications |
| Chemistry | Oil Engines | Production | Television |
| City & Guilds | Industrial Admin. | Planning | Time & Motion |
| Exams | Jig & Tool Design | Radio Amateurs (C&G) Licence | Study |
| Civil Service | Journalism | Radio & Television Servicing | Tracing |
| Commercial | | | Welding |
| Commercial Subjects | | | Workshop Practice |
| Art & Drawing | | | Works Management and many others |

Also courses for GENERAL CERTIFICATE OF EDUCATION, A.M.I.H.&V.E., A.M.S.E., A.M.Brit.I.R.E., A.M.I.Mech.E., A.M.I.E.D., A.M.I.M.I., A.F.R.Ae.S., A.M.I.P.E., A.M.I.I.A., A.C.C.A., A.C.I.S., A.C.C.S., A.C.W.A., City & Guilds Examinations, R.T.E.B. Serv.Cert., R.S.A. Certificates, etc.



OUR BACKGROUND

Part of The E.M.I. Factories at Hayes, England, occupying over 150 acres.

NEW! Courses with PRACTICAL EQUIPMENT in RADIO · TELEVISION · MECHANICS

CHEMISTRY · ELECTRICITY · DRAUGHTSMANSHIP PHOTOGRAPHY, etc., etc.



The only Home Study College operated by a world-wide manufacturing organisation

COURSES FROM 15/- PER MONTH

EMI INSTITUTES

POST THIS TODAY

Please send, without obligation, your FREE brochure, E.M.I. INSTITUTES, Dept. 127K, London, W.4.

NAME _____ AGE _____
(if under 21)

ADDRESS _____



I am interested in the following subject(s) with/without equipment _____

MAY (We shall not worry you with personal visits)

IC92 BLOCK CAPS PLEASE

-Part of "His Master's Voice", Marconiphone, etc. etc.

From on the map to on the air



through Marconi's experienced hands

Broadcasting and television authorities all over the world look to Marconi's for much more than the supply of equipment. The company has been called on for every aspect of the provision of a broadcasting service, from the survey of propagation problems in the area to be served, through the complete building of the transmitter stations and the installation of the programme input equipment, to the erection of the aerials, maintenance, and the training of technical staff. No other company in the world tackles such matters with the experience, research facilities, skill and resourcefulness of Marconi's.



Seventy-five per cent of the world's broadcasting authorities rely on Marconi equipment, Marconi equipment is installed at all B.B.C. and I.T.A. television stations.

Lifeline of Communication

MARCONI

Complete Sound and Television Broadcasting Systems

MARCONI'S WIRELESS TELEGRAPH COMPANY LIMITED, CHELMSFORD, ESSEX. LB 6


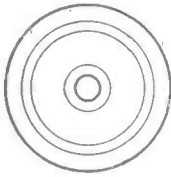



An outstanding range of

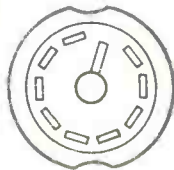



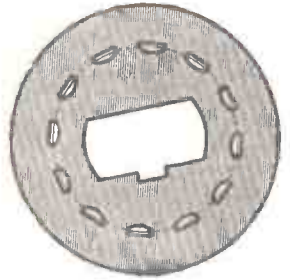


Plessey

Ceramics



For high frequency, radio and T.V. components, whenever good insulation under extreme climatic conditions is a major consideration, you would do well to incorporate Plessey Ceramic insulators. The range includes bases for valves, switches and trimmer condensers together with stand-off insulators, bushes and washers. In addition consideration and advice is given on customers' specific requirements.




Design engineers are invited to request further information regarding these and other products in the Plessey Ceramic range.

CHEMICAL AND METALLURGICAL DIVISION

THE PLESSEY COMPANY LIMITED • WOOD BURCOTE WAY • TOWCESTER • NORTHANTS

Vortexion

TAPE RECORDERS and AMPLIFIERS



The above recorder uses a synchronous capstan motor and for use on 12 volt car battery a 50 c/s ± 1 cycle 230 v., 120 w. power supply unit is available.

T.R.G.10 MINIATURE AMPLIFIER AND VERSATILE PRE-AMPLIFIER. A modern miniature amplifier, measuring only $4\frac{1}{2} \times 5$ in. over front panel and projecting $10\frac{1}{2}$ in. to the rear. Uses C core transformer material to obtain low external magnetic field and has less than 0.1% harmonic distortion at 10 watts output. The amplifier response is level 15 c/s. to 50,000 c/s. within 0.2 db. The 3-valve pre-amplifier will operate direct from recorder heads with correction networks for difficult tape speeds and switched inputs are provided for radio, microphone and gram. with correction for all recording characteristics.

CP20A AMPLIFIER. This standard amplifier for extreme tropical use will operate from 230 v. A.C. mains or 12 v. car battery and give 15 w. output for a consumption of 5.5a. Inputs for 30Ω balanced microphones, M.I. P.U. and Cr. P.U.

FOUR CHANNEL ELECTRONIC MIXER

An Electronic Mixer for four $30-50\Omega$ balanced line microphones or special to order. Normal output 0.5 v. on $20,000\Omega$ but 1 mW., 600Ω balanced or unbalanced is available as an alternative.

The 3-CHANNEL MIXER and PEAK PROGRAMME METER is similar to the above but is fitted with a meter reading peak signals with 1 second decay time and calibrated in db's from zero level 1 mW., 600Ω to +12 and -20 balanced or unbalanced output by means of switch.



Full details and prices of the above on request

VORTEXION LIMITED, 257-263, The Broadway, Wimbledon, London, S.W.19

Telephones: LIBerty 2814 and 6242-3

Telegrams: "Vortexion, Wimble, London."

★ The total hum and noise at $7\frac{1}{2}$ inches per second 50-12,000 c.p.s. unweighted is better than .50 db's.

★ The meter fitted for reading signal level will also read bias voltage to enable a level response to be obtained under all circumstances. A control is provided for bias adjustment to compensate low mains or ageing valves.

★ A lower bias lifts the treble response and increases distortion. A high bias attenuates the treble and reduces distortion. The normal setting is inscribed for each instrument.

★ The distortion of the recording amplifier under recording conditions is too low to be accurately measured and is negligible.

★ A heavy mu-metal shielded microphone transformer is built in for 15-30 ohms balanced and screened line, and requires only 7 micro-volts approximately to fully load. This is equivalent to 20ft. from a ribbon microphone and the cable may be extended 440 yds. without appreciable loss.

★ The 0.5 megohm input is fully loaded by 18 millivolts and is suitable for crystal P.U.s, microphone or radio inputs.

★ A power plug is provided for a radio feeder unit, etc. Variable bass and treble controls are fitted for control of the play back signal.

★ The power output is 3.5 watts heavily damped by negative feedback and an oval internal speaker is built in for monitoring purposes.

★ The play back amplifier may be used as a microphone or gramophone amplifier separately or whilst recording is being made.

★ The unit may be left running on record or play back, even with 1,750 ft. reels, with the lid closed.

30/50 WATT AMPLIFIER. Similar to the T.R.G.10 but with output of 30 to 50 watts.

"SUPER FIFTY WATT" AMPLIFIER. This heavy duty amplifier is available for long life under arduous conditions. The normal life being 5,000 hours without valve change.



WESTON
PORTABLE
INSTRUMENTS

Weston Portable Instruments include D.C. moving coil, A.C. rectifier and H.F. thermocouple types, and instruments of the A.C./D.C. moving iron type; high grade dynamometer models are also available.

Illustrated above is the Model S.82—a permanent magnet, moving coil instrument in the Portable range. This is primarily a Precision Grade instrument but can also be supplied with Industrial Grade accuracy. Details of this Model, together with others in this series, are available on request.

SANGAMO WESTON LIMITED
ENFIELD · MIDDLESEX

Telephone: ENField. 3434 (6 lines) & 1242 (6 lines) Grams: Sanwest, Enfield

SINGLE PHASE AND POLYPHASE
WATTHOUR METERS
SYNCHRONOUS TIME SWITCHES
SYNCHRONOUS MOTORS
AND MOTOR UNITS



PANEL & SWITCHBOARD INSTRUMENTS
D.C. Moving Coil, A.C. Rectifier, H.F. Thermocouple,
A.C./D.C. Moving Iron

PORTABLE INSTRUMENTS

D.C. Moving Coil, A.C. Rectifier, H.F. Thermocouple,
A.C./D.C. Moving Iron, A.C./D.C. Dynamometer
LABORATORY STANDARD INSTRUMENTS
D.C. Moving Coil, A.C./D.C. Dynamometer

CURRENT TRANSFORMERS · FREQUENCY
METERS · ALL-PURPOSE TEST SETS
AIRCRAFT INSTRUMENTS · RATIO METERS
TACHOMETERS · WESTON STANDARD
CELLS · ELECTRICAL THERMOMETERS
"PHOTRONIC" PHOTO ELECTRIC CELLS
PHOTOMETERS

Scottish Factory: Port Glasgow, Renfrewshire
Port Glasgow 41151

Branches: London, CHAncery 4971
Glasgow, Central 6208; Manchester, Central 7904
Newcastle upon Tyne, Newcastle 26857
Leeds, Leeds 30867; Liverpool, Central 0230
Wolverhampton, Wolverhampton 21912
Nottingham, Nottingham 42403
Bristol, Bristol 21781
Southampton, So'ton 23328
Brighton, Brighton 28497

sw/25

Train for a wonderful future in ELECTRONICS...

...with E.M.I.

Every day the demand for the expert in electronics grows. Radio, television, radar and the whole field of industrial automation are rapidly expanding and the trained specialist assures for himself a well-paid career in this quickly developing profession. Here is your opportunity to enter for:—

3 YEAR COURSE TELECOMMUNICATIONS—Entrance standard G.C.E. Ordinary level or equivalent. This course trains Assistant Development Engineers to City and Guilds' Full Technological Certificate level and includes theoretical and practical instruction on Computers (Digital and Analogue), Process Control and Automation. Next course commences September 10th, 1957.

1 YEAR COURSE Full-time day course in the Principles and practice of Radio and Television. Mainly designed for the training of Radio and Television Servicing Engineers. Next courses commence May 21st, and September 10th, 1957.

THE E.M.I. COLLEGE OF ELECTRONICS

Dept. 127, 10 Pembridge Square, London, W.2. Telephone: BAYswater 5131/2

The College is part of the E.M.I. Group . . . Britain's foremost electronic engineers . . . Pioneers of the world's first public Television Service.



1A80A

Britain's finest Hi-Fi Equipment


We have devoted over 22 years entirely to the design and manufacture of audio equipment and we are proud of our position as leaders in this field. We were the first firm in the world to design and market Amplifiers having a total distortion content as low as 0.1%; a claim which was received with incredulity in 1945, but which was subsequently confirmed by the National Physical Laboratory and has become an accepted world-wide standard. High engineering ideals have guided our efforts, and Leak Amplifiers have been the choice of the B.B.C., Commonwealth and foreign broadcasting authorities and Recording Studios. This acceptance by professional audio engineers has led to a demand for Leak equipment from music lovers throughout the world.

On the important question of prices it is appropriate to mention one of the basic principles of Leak design. From long experience and by extreme attention to design details during development work on the pre-production models, we enable our craftsmen to achieve a high output per man-hour. The labour costs thus saved offset the increased cost incurred for high-grade materials, components and finishes, and this, together with quantity production (made possible only by a world-wide market), explains how quality products may be sold at reasonable prices.

An important Test Report . . .

Independent laboratory tests of the Garrard 301 transcription turntable were recently carried out by Audio Instrument Company Inc., New York, U.S.A., under the direction of Mr. C. J. Lebel (Chairman of one of the groups which prepared the NARTB Standards). It was necessary that the pick-up and amplifier system should conform in response to the RIAA-New AES-new NARTB response curve within ± 1 db, and in the tests of this excellent transcription unit the components selected for use as complying with this requirement were a Leak tone arm fitted with Leak cartridge and a complete Leak pre-amplifier and power amplifier Model TL/10.

The full test report appeared in the February, 1957 issue of "Wireless World," pages 22 and 23.



*



**



If you were unable to visit the Audio Fai, we invite you to complete the coupon below and post it to us for details of Leak High Fidelity equipment.



The First Name
in High Fidelity

H. J. LEAK & CO. LTD., BRUNEL ROAD,
WESTWAY FACTORY ESTATE,
ACTON, W.3., ENGLAND.

Telegrams: Sinusoidal, Ealux, London

Telephone: SHEpherds Bush 1173/4/5 Cables: Sinusoidal, London

Please send details of

- * FM Tuner
- ** Amplifiers
- *** Gram. pickup
- Speaker System
- Please send name and address of my nearest Hi-Fi dealer.

Name

Address

W.W.




**MULLARD
AMPLIFIER "510"**

A Quality Amplifier designed by Mullard. Power output exceeds 10 watts. Frequency response almost flat from 10 to 20,000 C.P.S. For use with the Acos "El G" and other good pick-ups. Made up and ready to work is £12/10/- or £11/10/- down and 8 payments of £1/10/-, plus 10/- carriage and insurance.

MULLARD PRE-AMP. We are pleased to offer as a ready-made unit. It uses the low hum/noise high gain pentode type EP86. It takes its power supply from the amplifier and incorporated 2 switches to provide immediate compensation, for radio, microphone, L.P. and 78 records. The price of this unit is £2 Post and insurance 3/6 extra.

FLOUORESCENT LIGHTS




These are complete fluorescent lighting fittings. Built-in ballast and starters—stove enamelled white and ready to work. Ideal for the kitchen, over the work-bench and in similar locations. Single 40, 4ft. 8in. long, uses a 40 watt tube. Price 33/6 complete with tube. Twin 20. Uses 2 20-watt standard tubes. Price 39/6 with tubes. Carriage and ins. up to 150 miles, 5/6; up to 250 miles, 7/6.

POCKET RECEIVER

All the parts to build cigarette box receiver, £2/17/6. Includes Ferrite aerials but not the earpiece, battery or case.

SERVICE DATA



100 service sheets, covering British receivers which have been sold in big quantities and which every service engineer is ultimately bound to meet. The following makes are included: Aerodyne, Allis, Bush, Coscor, Ekco, Ever-Ready, Ferguson, Ferranti, G.E.C., H.M.V., Kolster-Bandes, Lissen, McMichael, Marconi, Mullard, Murphy, Philco, Philips, Pye, Ultra. Undoubtedly a mine of information invaluable to all who earn their living from radio servicing. Price £1 for the complete folder. Our Folder No. 2 consists of 100 data sheets covering most of the popular American T.R.F. and superhet receivers all dry, etc., which have been imported into this country. Names include Spanton, Emerson, Admiral, Crossley, R.C.A., Victor, etc. Each sheet gives circuit diagrams and component values, alignment procedure, etc., etc. Price for the folder of 100 sheets is £1. Post free.

VACUUM RELAY



American made type No. C61610, this is a relay completely sealed in a glass envelope. It will close in a strong magnetic field or by a coil placed close to or round one of its arms. Price 49/6. Operating coils 25/- each.

AUTO-CHANGER 30/- DEPOSIT

**4-SPEED & 3-SPEED
GRAMOPHONE AUTO-CHANGER**

Latest types by all famous makers are invariably in stock at competitive prices. BSR Monarch, Garrard, etc. Latest models from £8/10/-, or deposit £1/10/- and 8 payments of £1 plus 5/- carriage and insurance.



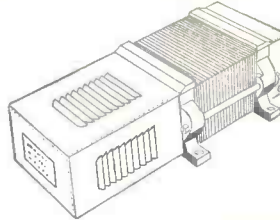
**The "ESTRONIC"
BAND III CONVERTER**

To-day's best value in Band III converters suitable for your T.V. or money refunded. Complete ready to operate, 49/6 non mains or 79/6 mains. post and insurance 3/6.




CONSTANT VOLTAGE TRANSFORMERS

Made by the famous Advance Company, all brand new and unused. Specification: Type No. MTZ 267U, input 85-110 volts, 50 c.p.s., output 350 volts R.M.S. output current 83 amps.



Price 37/6 each. Carriage and insurance 5/-.




14" T.V. CABINET

14in. T.V. cabinet of the latest styling made for one of our most famous firms—beautifully veneered and polished—limited quantity—19/6 each. Carriage and packing 3/6 extra.


THIS MONTH'S SNIP

Powerful electric motor, size 3in. long by 2in. diameter with speed variator suitable for operation on/off standard A.C. mains. Ideal for driving fan model, car heater, dryer, etc., etc. Don't miss this snip, 12/6, plus 2/- post and insurance.



Stand not included.

MAKING A SOLDER GUN



A 7-second solder gun of the type costing £3-4 was described in Prac. Mech. Only two essential parts are required—(a) transformer and (b) push switch. These we can supply at 13/6, plus 2/- post. The rest of the parts you will have in your own "junk" box. Copy of the article concerned given free with the kit.

CLOCK CASE



Also suitable for barometer or other instrument. Nicely polished. Price 4/6, post and packing 1/6.


Clock numerals to suit these cases etched on metal. 2/6.



Post 9d. if ordered separately.

TRANSFORMERS SNIP

Standard tapped mains input. Output 6.3 at 3 amp, 5 v. at 2 amp, and 350-0-350 at 80 millamps. Equipment but guaranteed perfect. 8/6 plus 2/6 post and packing. (Note this transformer is a half shrouded drop-through type.) Similar voltage but 250 m/a. 27/6. Post 3/6



BABY ALARM



Unlike most baby alarms, this not only enables you to hear baby but also to talk to him. Price complete with one microphone and 100ft. twin flex £8/10/6, carriage 3/6, additional microphone, 19/6.




MINI-RADIO

Uses high-efficiency coils—covers long and medium wavebands and fits into the neat white or brown Bakelite cabinet—limited quantity only. All the parts, including cabinet, valves, in fact, everything, £4/10/-, plus 3/6 post. Constructional data free with the parts, or available separately, 1/6.

THE SKYSEARCHER

An all mains set for 19/6



This is a 2-valve plus-metal rectifier set useful as an educational set for beginners, also makes a fine second set for the bedroom, workshop, etc. All parts, less cabinet, chassis and speaker, 19/6. Post and ins. 2/6. Data free with parts or available separately 1/6. 3-valve battery version also available at the same price.

ALL MAINS AMPLIFIER



Powerful three-valve Mains amplifier, ideal for dances, parties, etc. Complete less chassis cabinet and speaker (available if required) 19/6 plus 2/6 post and pack.—data 1/6 (free with parts).

**DON'T STUMBLE IN
THE DARK**



Instal 2-way switches. Our outfit comprises: 30 yards. Multi-core cable, two 2-way switches, two wood blocks. Full instructions. 19/6 each (post and insurance 2/6).

STOP PRESS COLUMN

MOVING COIL METER. 500 micro amp. 2 1/2in. 22/6. Post 1/6.

12 v. to 24 v. D.C. Rotary Converter will work 24 v. appliances from 12 v. or vice versa. 45/- each, plus 3/6 post and ins.

POWERFUL BLOWER, for air conditioning 200 to 240 v. D.C. or A.C. through rectifier. 22/6 plus 3/6 post and ins.

No. 19 TRANSMITTER RECEIVER. Less valves, good condition, 30/-, carr. 6/6.

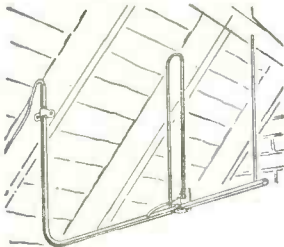
RF25 TUNING UNIT. New and complete. 9/6, carr. 2/6.

HAND MAGNETO GENERATOR 9/6 plus 1/- post and ins.

500 ma. CHOKE. 19/6 plus 3/6 post and ins.

MINIATURE MICROPHONES. American made 3/6 each, 9d. post and ins.


BAND III AERIALS



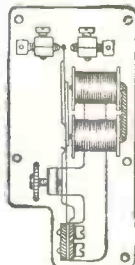
THE 'READY'

This is a 1 wave-length, 3 element array. Of all alloy construction, the aerial is completely assembled and ready for instant mounting in loft, bedroom cupboard, window frame, etc. Price 12/6, plus 2/-

OVERCURRENT RELAY



Beautifully made by the famous American Westinghouse Company. These are the surface mounting through panel type with clear Pyrex glass covers. They have coils for remote push button resetting.
Type A—calibrated for currents between .1 and .4 amps
Type B—calibrated for currents between .5 and 2 amps
Price, unused and perfect. £3/17/6 each.



HIGH SPEED RELAY

This is a miniature type relay with change-over platinum contacts. 1,700 ohms, 17/6.
1,000 ohms, 12/6
250 ohms, 7/6
Post 1/-

SOUND POWERED TELEPHONE



These require no batteries and will go for long periods without attention. Complete with generator and sounder which gives a high pitched note easily heard above any other noise. Also fitted with an indicator lamp which in quiet situations can be used instead of the sounder, or where several telephones are used together, all indicate which one is being called. Size 7 1/2 x 9 x 7 1/2 in., wall mounting, designed for ships' use but equally suitable for home, office, warehouse, factory garage, etc. Price 57/6 each, plus 4/6 carriage.

TELEVISION UNITS


The I.F. UNIT

This unit employs 8 miniature all-glass valves, the first two of which are common to sound and vision. After separation, sound and vision are amplified separately at 34/36 and 37.5 Mc/s respectively. Vision is then detected and passed to two stages of Video amplification, and sound is detected and further amplified by output valve type E.L.84 to give just over one watt of high-fidelity sound.

The circuit employs a variable peak white clipper to reduce vision interference and the second section of the audio detector is used to limit sound interference.

The unit which can be driven by any standard 34/37 Mc/s turret or other tuner is beautifully made and contained on a chassis size approx. 8in. x 4 1/2 in. x 2 in.

The unit with valves made up, aligned and ready to work is available price £9/12/6.




The POWER UNIT

Intended for AC/DC working with .3 amp. valves, this unit contains all the necessary power components. Rectification is by metal rectifier, smoothing is by a 3 Henry choke, and large electrolytic condensers ensure freedom from hum and a clean picture.

The ballast resistor has ample tappings to compensate for HT voltage as well as heater current and a thermistor protects the circuit against initial current surges, fuses are fitted in the mains input lead.

There is a front control comprising a double pole on/off switch, this is attached to the sound volume control which, although not part of the power unit, is included for the sake of convenience and symmetry. The size of the unit is 15 1/2 in. x 3 in. x 2 in. It is all wired up and ready to work, price £3/5/-.




The TIME BASE CHASSIS

This uses 6 valves and includes the sync separator, the focus magnet, scanning coils and ion trap.

The line time base is of the self-oscillating type employing an auto wound O.P.T. and efficiency diode to provide boost voltage for the line fly back E.H.T. transformer which gives about 12.5 kV, the frame time base is multivibrator type using an ECL.80.

The whole unit measures 15 1/2 in. x 6 1/2 in. x 2 in. and the metal work includes tube support for chassis mounting a 14 in. tube, but up to 21 in. tube can be scanned but will require separate mounting.

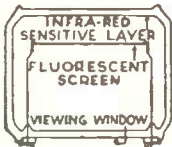
Price for the unit with valves ready made up and tested is £12/15/-.



NOTE

These three units, although quite separate and usable separately, may also be joined together and then comprise a complete T.V. less only tuner unit and speaker (available if required). Demonstrations at all branches—circuit diagrams, etc., 3/6.

"SNIPERSCOPE"



"Cat's eye" used for seeing in the dark. Will work burglar alarms, counting circuits, smoke detectors and the hundred and one other devices as well the simpler type of photo cell. Price 5/- each. Post and ins. 1/-. Data will be supplied with cells if required.

THE "CRISPIAN" BATTERY PORTABLE

A 4-valve truly portable battery set with very many good features as follows:—

- Ferrite Rod Aerial
- Low consumption valves (DK98 range)
- Superbet circuit with A.V.
- Ready built and signed chassis if required.
- Beautiful two-tone cabinet.
- Guaranteed results on long and medium waves anywhere.

All parts, including speaker and cabinet, are available separately or if all orders together the price is £7/15/ complete. £1/15/- deposit and seven monthly payments of £1. Post and insurance 3/6. Ready built chassis 30/- extra. Instruction booklet free with parts or available separately 1/6.



ELECTRONIC PRECISION EQUIPMENT LTD.

266, London Road, Croydon.
Phone: CRO. 6558
Half-day Wednesday.

249 Kilburn High Road, Kilburn.
Phone: MAI 4921
Half-day Thursday.


42-46 Windmill Hill, Ruislip, Middlesex.
Phone: RUISLIP 5780
Half-day Wednesday.

152-153 Fleet St., E.C.4.
Phone: FLEET 2833
Half-day Saturday.

24 Stroud Green Road, Finsbury Park, N.4.
Phone: ARCHWAY 1049
Half-day Thursday.

Post orders should be addressed to E.P.E. Ltd., M.O. Dept. 2, SUTTON ROAD, EASTBOURNE.
All enquiries to Eastbourne address and please enclose S.A.E., terms are cash with order

not just "new"
but
a new
KIND of
OSCILLOSCOPE



-hp- 130A Low Frequency Oscilloscope

- High sensitivity, dc to 300 KC
- 21 direct reading sweep times
- Sweeps 1 μ sec/cm to 15 sec/cm
- Easy to use
- "Universal" automatic triggering
- 5% voltmeter, millivoltmeter

This totally new production and laboratory instrument obsoletes previous concepts of oscilloscope convenience, usefulness and reliability.

Horizontal and vertical amplifiers are similar. Sensitivity is 1 mv/cm or 10 mv full scale deflection. Amplifiers have wide pass bands dc to 300 KC. Input circuits are balanced on 5 most sensitive ranges. Single-ended input may be dc or ac coupled. Amplifiers are stable; gain may be standardized by an internal 1,000 cycle square wave. Sweep times are highly linear, may be set and read directly. In most cases -hp- 130A needs no preamplification to present transducer signals as a brilliant, high resolution trace.

A special feature is the "universal" automatic triggering system where one preset condition provides optimum triggering on almost all input signals.

Brief Specifications

- Input Amplifiers:** (Similar Vert. and Horiz. Amps.). Sensitivity 1 mv/cm to 50 v/cm; 14 calibrated ranges, 1-2-5-10 sequence plus continuous vernier. Pass band dc to 300 KC; ac or dc coupling. Balanced input on 1, 2, 5, 10 and 20 mv/cm ranges.
- Sweep Range:** 1 μ sec/cm to 15 sec/cm. 21 sweeps: 1-2-5-10 sequence, 5% accuracy.
- Triggering:** Internal, line voltage or external 0.5 v or more. Pos. or neg. slope, +30 to -30 v trigger range.
- Preset Trigger:** Optimum setting for automatic stable triggering.
- Amplitude Calibration:** 1 KC square wave. 5% accuracy.
- Price:** \$650.00

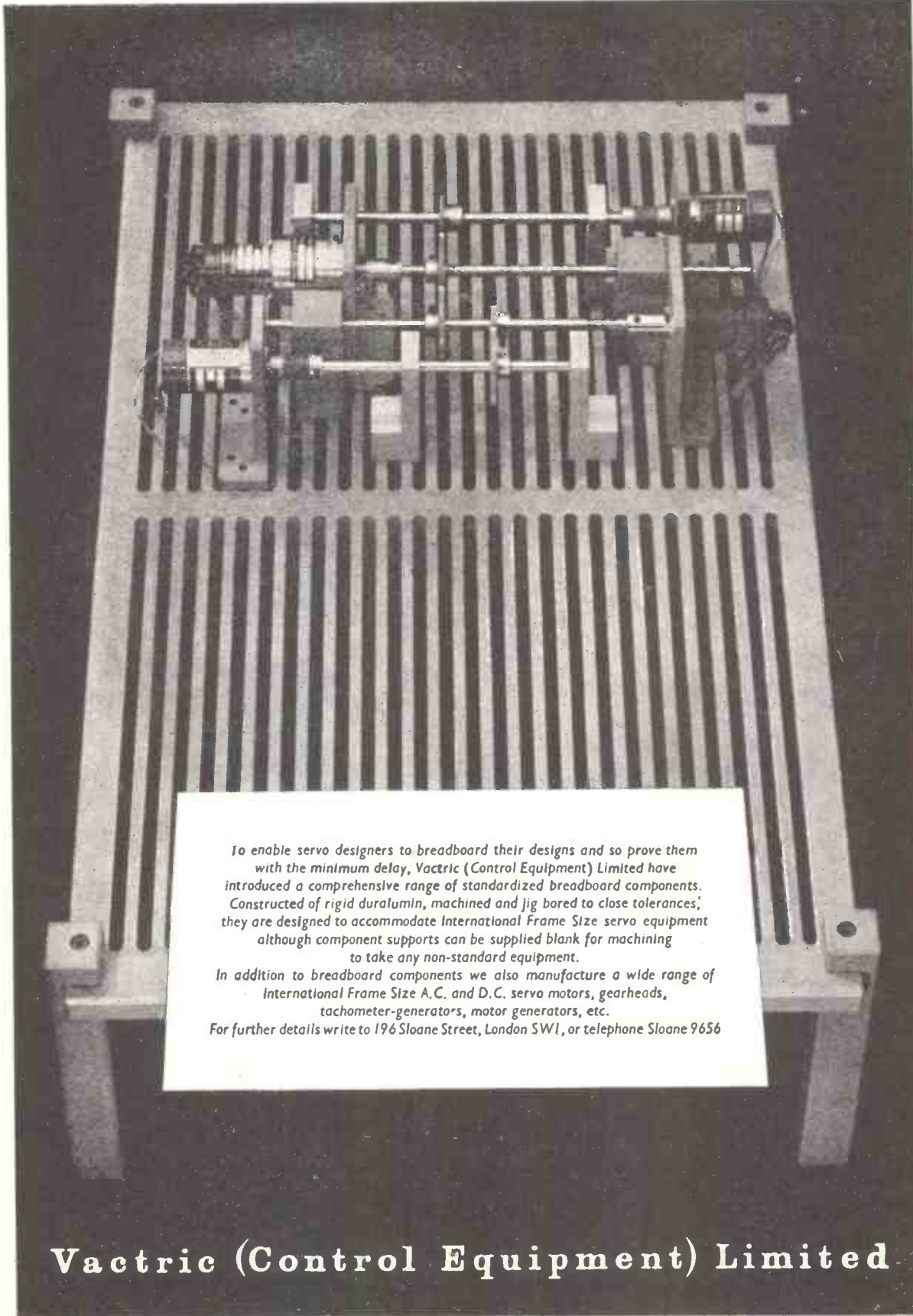
For the complete story on a really new oscilloscope, call your -hp- representative, or write direct.

HEWLETT-PACKARD COMPANY

Represented by
LITHGOW ELECTRONICS LTD.
198-200 BATH ROAD, SLOUGH, BUCKS · ENGLAND
Telephone: Slough 21292



also offers -hp- 150A High Frequency Oscilloscope, dc to 10 MC, sweeps 0.02 μ sec/cm to 15 sec/cm. Rise time 0.035 μ sec.



To enable servo designers to breadboard their designs and so prove them with the minimum delay, Vactric (Control Equipment) Limited have introduced a comprehensive range of standardized breadboard components. Constructed of rigid duralumin, machined and jig bored to close tolerances, they are designed to accommodate International Frame Size servo equipment although component supports can be supplied blank for machining to take any non-standard equipment.

In addition to breadboard components we also manufacture a wide range of International Frame Size A.C. and D.C. servo motors, gearheads, tachometer-generators, motor generators, etc.

For further details write to 196 Sloane Street, London SW1, or telephone Sloane 9656

Vactric (Control Equipment) Limited



GOLTOP transistors

All types-RF, AF and Power-are in full production

Extensively used in leading makes of portable radio and a wide variety of other applications, "GOLTOP" Junction Transistors have proved themselves completely satisfactory over a long period.

"GOLTOP" Transistors are hermetically sealed, combining high efficiency and stability with small size and are British throughout. Data sheets will be forwarded on request.

radio frequency: suitable for I.F., medium wave, video and pulse applications V6/R2 : V6/R4 : V6/R8.

audio frequency: for use in amplifier and medium power output stages, these transistors have exceptional current amplification factors. V10/15A : V10/30A : V10/50B.

power: for power dissipation up to 10W at audio and supersonic frequencies. V15/10P : V15/20P : V15/30P : V30/10P : V30/20P : V30/30P.



British Design, Materials and Craftsmanship

Please send all trade enquiries to: **Newmarket Transistor Co. Ltd.**

Exning Road, Newmarket. Telephone : Newmarket 2963 and 3203.

Hours of Business :

9-6 Weekdays
9-1 Saturday

GEE ros RADIO Ltd.

ADJOINING
LEICESTER SQ.
TUBE STATION

15, LITTLE NEWPORT STREET, LONDON, W.C.2. Telephone : GERrard 6794/1453

For QUALITY—CIVILITY—RELIABILITY and VALUE!

BAKER SELHURST 12in. P.M. 15 ohms. 15 watts loudspeakers, 30-14,000 c.p.s. Brand new, £4/10/-.

HEAVY DUTY TWIN 12in. P.M. 15 ohms **SPEAKERS.** Housed in H/D lin. thick Cabinet (slightly soiled). Size 36in. x 18in. x 12in. Felt padded inside. As used by the Admiralty P.A. Ideal for portable amplifier, etc. Limited quantity only, £12/10/-, carr. 10/-.

RCA BRAND NEW. 15in. 15 ohms 30 watt P.M. speakers, £9/19/6, carr. 12/6.

VITAVOX PRESSURE UNITS. Heavy duty. P.M. 20 watt. Brand new, £4/9/6. Also ditto, second-hand, in good working order, 40/-, carr. 7/6.

50-WATT EX-GOVT. AMPLIFIER. Type III with 4-KT66's in paralleled push-pull. Standard 200-250 v. A.C. input. Output impeded. 600 ohms line. High imp. gram. and mike input. Bass boost control fitted. Quality amplifier housed in strong metal case, ready for use. Terrific performance, £28, carriage paid.

AIRCRAFT RADIO RECEIVER (BY RCA Model No. CRV 46151). Freq. 195 kc/s to 9,050 kc/s. (33-1,500 metres) continuous. For 28 v. D.C. input with built-in dynamotor. This 6 valve receiver with 2 R.F. stages and 2 I.F. stages with B.F.O. and C.W. £10, or complete with A.C. mains power unit for loudspeaker or phones. Ready to use £15. Carriage 10/-.

RCA AR-88 L.F. RECEIVER (C.R.91). In very good condition. Freq. range: 550 kc/s. to 31.9 Mc/s. continuous on 6 wavebands, £55, carr. paid U.K. only.

R.109A RECEIVERS. Freq. range 2-12.0 megs. In good working order. £4/7/6, carr. 10/- . A.C. mains 200/250 v. power packs available, £4, carr. 5/6.

R.115A RECEIVERS. In good condition. Aerial tested, £8/10/-, carr. 10/- . Power packs for the above containing output stage, complete with speaker, built-in attractive polished 8in. extension speaker cabinet. Ready for use on A.C. mains 200-250 v., £5/10/-, carr. 5/6.

TRANSMITTER-RECEIVER No. 19. Mk. II complete with 15 valves. Frequency range A set 2-8 meg., B set 230-240 Mc/s. in good condition, £4/19/6, carr. 10/6. **12-VOLT ROTARY POWER UNIT** for above, 20/-, carr. 5/-.

RECEIVER R1132A. In good condition. Freq. range 100-124 Mc/s., £3/15/-, carr. 10/-.

COLLINS RECEIVERS, Type 46159A. Freq. range 1,500-12,000 kc/s. In good condition. 12 v. or 220 v. D.C. input (less crystal), £10, carr. 15/-.

COMMAND RECEIVERS. B.C. 454, 3-6 Mc/s. Brand New, 35/- . Ditto 455, 6-9 Mc/s., 35/- . P. & P. 3/- each.

RECEIVER R1392/P 104. 15 valve sup-het set 95-150 Mc/s., (2 to 3 meters) slow motion tuning, normally crystal controlled or tunable over 95-150 Mc/s. Receiver front panel made to fit 19in. Rack Mounting. External Power supply required, good order. Only £5/19/6, carr. 15/-.

L.T. TRANSFORMERS. Pri. 200-250 v. 50 cycles A.C., Sec. 17.5 v. at 35 amps., £4/15/-, carr. 10/-.

VARIABLE VOLTAGE REGULATOR TRANSFORMERS. Input 230 v. A.C. at 21 amps. Output 57.5 volts in 16 equal steps to 230 v. at 21 amps. Ex-Govt., in perfect condition, £12/10/-, carr. 15/-.

CAR RADIO VIB. TRANSFORMERS. 6 v. Input 280 v. at 80 mA. H.T. (Ex-Philco). New in perfect condition, 12/6. P.P. 2/- . Ditto 12 v., same price.

ROTARY CONVERTERS. 24 v. D.C. to 230 v. A.C. 50 cycles. 100 watts. Fully tested, £4/12/6, carr. 7/6.

TRANSFORMERS. 110-230 v. Primary. Sec. 26 v. tapped to 41 v. at 14 amps. New and boxed, £3/10/-, carr. 5/-.

TRANSFORMER. 2.8 kV. E.H.T. at 5 mA., with additional 4 v. heater supply for 230 v. input. A sound job built to the highest specifications. Tested before despatched, 47/6. Carriage, etc., 5/-.

B.C. 929ACRT INDICATOR UNIT. Containing 1-3PB1 3in. C.R.T. 3-65N7s, 2-6H6s, 1-6G6, 1-6X5, 1-2X2; 8 valves in all. Ideal for scope conversion. New, in original sealed cartons, 70/-, carr. 5/-.

C.M.G. 25 PHOTO CELLS (OSRAM). Brand new, 15/- . P.P. 1/-.

AVO VALVE TESTER. Complete with Rotary Panel in good order, £7/19/6, carriage and packing 7/6.

S. METERS. 2in. circular calibrated in decibels 5 mA. FSD. New and boxed (EX-AR 77 spares), 25/-, P.P. 1/-.

METERS
0-300 v. A.C. 2½in. Flush mounting.
0-200 v. A.C. 3½in. Flush mounting.
0-300 v. A.C. 3½in. Flush mounting.
Brand new and boxed, 25/- each.

MAGNETIC MARCHING COMPASS MK.1. Pocket size 2½in. x 2½in. Black bakelite case, mirrored lid. Perfect condition, 15/- . P.P. 9d.

SOLEX 25-watt instrument soldering iron for 220/40 v. A.C./D.C., 22/-, P.P. 1/- .
BENDIX DYNAMOTORS. 28 v. D.C. Input, 230 v. D.C. output at 100 mA. New and boxed, 19/6, P.P. 2/6.

UNISELECTOR SWITCH. 5c/3761, 5 bank 25 way, full-wipe, 37.5 ohm Twin coil D.C. resistance (75 ohm total). Brand new in maker's cartons, 59/6, P.P. 2/6.

ACCUMULATORS. Bakelite cased.
2 v. 100 ampere. 75 actual. Ex-Govt. New and unused. Complete with carrying handle. Ideal for coupling 6 or 12 v. storage batteries. Size 6½in. x 6½in. x 3½in., 15/- each. Carr. 3/6 each, or 3 sent for 7/6 or 6 sent for 12/6.



10-AMP. BATTERY CHARGERS, for 200-250 volt 50 cycles input, will charge 12 lead acid cells or 20 alkaline cells, metered, switched and fused. As new, £12/10/-, carr. and packing 20/-.

RCA CRYSTAL MULTIPLIERS M1-19-468 with valves. New and boxed in maker's cartons, 39/6, carr. 5/-.

AC-DC RECTIFIER POWER SUPPLY UNIT. 230 v. A.C. 50 cycles input 100 v. D.C. output max. 10 amps., £12/10/-, carr. 20/- . Ditto at 2½ amp., £4/10/-, carr. 7/6.

MICROPHONE STANDS 3 sections of 18½in. per section. Extends to 56in. Stands securely on 3 legs which fold together for carrying purposes. A robust job, only 21/-, P.P. 2/6.

DRY BATTERIES. H.T. 90 v. + 60 v. L.T. 4½ v. Suitable for No. 18 or 38 set. Heavy duty layer built in good condition (Ex-Govt.) only 6/-, P.P. 3/- . A box of six sent for 30/-, carr. 9/-.

MARCONI CRYSTAL CALIBRATOR. Frequency coverage 170/240 Mc/s. Directly calibrated, accuracy .001%. Operation 200/250 volts A.C. Supplied complete with 5 Mc/s. crystal and spare set of 5 valves, in original transit case, brand new with instructions, £4/15/6 each, carr. 10/-.

CARBON HAND MICROPHONES. Type 3 with switch in handle, lead and plug, only 6/11, P.P. 1/3.

I.F. TRANSFORMERS, STANDARD SIZE, 1.6 Mc/s., 5/- pair. P. 9d.

ELECTRIC LIGHT SLOT METERS. 200/250 v. A.C., 5-10 amps. 1/- in slot, 6d. or 7d. per unit. By Measurement Ltd. All Bakelite case, in very good condition, 50/-, carr. 7/6.
T.C.C. 8 Mfd. 750 v. D.C. Wkg. condensers power block Type 92. Upright mounting. Brand new, 8/6, P.P. 1/9.

SOUND POWERED HEADPHONES. Very sensitive, 15/- per pair. Moving coil ditto, 12/6 per pair. D.L.R. low resistance, good quality, complete with lead, 8/6, P.P. 1/6.

WAVEMETER TYPE W 1310 (Marconi Ex-Govt) coverage 155-230 Mc/s continuous. Complete with chart and test prods. As new for 200-250 v. A.C. mains operation, £4/15/-, carr. 10/-.

RE-ENTRANT LOUD-HAILERS.



Heavy duty 20 watt all-metal. 15 ohms. Diameter 18in., length 12in. (approx.)

By Parmeko, £6/10/-, carr. 10/-.

SELENIUM METAL RECTIFIERS. FULL BRIDGE

6 or 12 v. 1 amp.	7/6	24 v. 1 amp.	13/6
12 v. 2 amp.	10/-	24 v. 2 amp.	20/-
12 v. 2½ amp.	15/-	24 v. 2½ amp.	25/-
12 v. 4 amp.	16/6	24v. 4 amp.	30/-
12 v. 6 amp.	23/6	24v. 6 amp.	35/-
12 v. 10 amp.	40/-	24v. 10 amp.	80/-

SPEEDY DELIVERY OF L.T. RECTIFIERS TO ORDER.

COMMAND TRANSMITTERS. 2.1 to 3 megs. Complete with valves and crystal. New and boxed, 35/- . P. & P. 3/-.

APQ9 TRANSMITTER. Containing 91a Photo Electric cell (complete with network). 2-6AC7s, 1-6AG7, 2-807s and 2 blower-cooled 8012s. With rev. counter. Brand new, 89/6, carr. 12/6.

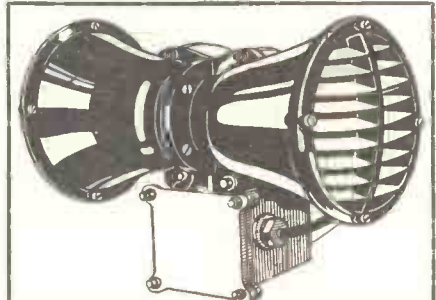
TEST METER. Model 420 S.P. (by Radio City Products, U.S.A.). 3in. sq. meter in polished wood carrying case, covering a wide range of voltage at a sensitivity of 1,000 ohms per volt for both A.C. and D.C. tests. In addition to this, the instrument will measure resistances up to 1 meg. and D.C. current up to 1 amp. Complete with full instruction data and test prods. Tested before despatched, £5/19/6 only, carr. etc., 7/6.

VALVE TESTER (by Radio City Products, U.S.A.), model 314, Brand new, unused, with instruction manual. 110-220 v. A.C. 50 c/s. Will test most American valves from 1.1 v to 200 v., £10, carr. 5/-.

AVO TEST BRIDGE. No. 1 M.K.I for 230 v. A.C. mains operation. Will test all condensers from .00001 to 50 mfd., also resistances from 5 ohms to 50 megohms. A very useful instrument, tested before despatched, £8/19/6, carriage, etc., 7/6.

PARMEKO MOVING COIL HAND MICROPHONE. 200 ohm imp. Fitted on/off switch, complete with 12 yds. flex, 30/- . P.P. 2/6.

DON 'B' TWIN TELEPHONE CABLE on 1 mile drums, £5 per mile, ½ size drums 25/-, carr. extra.




PARMEKO TWIN BAKELITE LOUD-HAILERS (Ex-Admiralty), with line transformer, 15 ohms voice coil, horns mounted on metal base. Length 15in., height 9in., dia. of horn 8½in., 50/-, carr. 7/6.

SPECIAL TERMS FOR QUANTITIES EXPORT ORDERS PROMPTLY EXECUTED

New! Brenell MARK IV

incorporating High Fidelity
Pre-Amp Unit



POWER PACK Specially designed for use when power output from main amplifier is insufficient. For a.c. only

£5. 18. 0

FEATURES

Three separate motors for maximum speed stability and endurance

Three recording speeds: 3 $\frac{3}{4}$, 7 $\frac{1}{2}$ and 15 i.p.s.

Plays all makes of pre-recorded Tapes

Instant stop without tape spillage

Interlocked controls prevent accidental erasure

Extra pair of heads can be fitted at any later date

Non-magnetic steel capstan assembly

Azimuth head adjustment for optimum results

8 $\frac{1}{2}$ inch Reels giving 50% extra playing time can be used

Specially designed for the man who wants his home entertainment — disc, tape and F.M. radio, feeding a high fidelity amplifier — housed in one permanent installation. This new Brenell Model 600 Tape Deck with self-contained Pre-Amp unit has every worthwhile feature. Its five-valve circuit includes Magic Eye recording level indicator and guarantees superb reproduction when used with any standard amplifier or good quality radiogram.

Deck only 22 gns.

Rev. Counter 30/- extra.

Price 38 $\frac{1}{2}$ gns.

—AND HERE IS THE NEW BRENELL PORTABLE



Never before such value for money. Entirely re-styled with many new features including 10" x 6" elliptical loud speaker and high performance Amplifier. In handsome cabinet with detachable lid. Including 1200 ft. of tape.

Moving coil
Mike 67/6 extra

Price 53 gns.

From all Radio and Hi Fi Dealers or in case of difficulty write for descriptive literature to sole manufacturers:—

BRENELL ENGINEERING CO. LTD.
2 NORTHINGTON STREET . LONDON . W.C.1
Telephone: HOL: 7358



**INTRODUCING a new range of
HETERODYNE
FREQUENCY METERS**
... for Laboratory, Field & Factory

Designed and built to rigid Services Specifications, these instruments are Crystal-controlled, portable heterodyne-type Frequency Meters used for Field testing and measurement of pulsed, modulated, or C.W.R.F. transmitters, receivers and signal-generators.

TYPE 7475.

Frequency Range: 85 to 1000 megacycles.

TYPE 7474.

Frequency Range: 20 to 250 megacycles.

Frequency Calibration accuracy: .002% at 25°C.
(or .01% between -20° to + 70°C).



Complete Specifications on application to:—

TELEMECHANICS LTD

(Instrument Division Dept. W.W.3)

3 Newman Yard, Newman Street, London, W.1, England.
Telephone: LANgham 7965. Cables: 'Teleset' London.

* Makers of High Voltage Test Sets and other Electronic Equipment for H.M. Government.

Sole Manufacturers

CABINETS

MANY & VARIOUS DESIGNS IN BUREAU, PIANO, CONSOLE AND TABLE MODELS
THE RECORDAGRAM BUREAU CABINET

This is an entirely new design cabinet in the bureau style. It is pleasingly finished in medium walnut high polished veneer. Plinth and hinge board in black ebony finish. Very large speaker vent in gold expanded aluminium. Both control aperture and motor board supplied uncut. Overall size as follows:—
Length 2ft. 8 1/2in. Height 2ft. 7 1/2in. Maximum Depth 1ft. 3 1/2in. Minimum Depth 11 1/2in. Motor Board size: 17 x 13 1/2in. Control Panel size: 14 1/2 x 12in. Built out for 8in. P.M. speaker. Storage space 882 cubic inches. Height 14in., depth 14in., width 14 1/2in.



Send also for our detailed wholesale list for cabinets, wire chassis FM/AM. Complete TVs, Radio Aerials, Converters & sundry Electrical components. E.C. Shavers, etc.

V.E.S. WHOLESALE SERVICES Ltd.
Dept. (W.W.), 11, Gunnersbury Lane, Acton, W.3
Trade only supplied Tel.: ACOrn 5027



BELCLERE TRANSFORMERS

Actual Size in Screening Can

$\frac{9}{16} \times \frac{1}{2} \times \frac{25}{64}$

Pictured above is a type F transformer (the smallest in this range) for use in transistor circuits.

We are specialists in the manufacture of transformers and inductors to customers' requirements. Please send us your enquiries.

BELCLERE TRANSFORMERS, 117 HIGH STREET, OXFORD
Telephone: 3432 Cables: Belclere, Oxford.

OSMOR Coils for

(Officially Recommended)

Free!


Send 10d. in stamps for circuits, practical drawings on band III Converters, T.R.F. & S'het tuners and receivers. Circuit of switch-tuned (frequency controlled) F.M. Tuner. Components and information on most published circuits in

WIRELESS WORLD, PRACTICAL WIRELESS RADIO CONSTRUCTOR.

COLLARO

TAPE TRANSCRIPTOR PRE-AMP

Bias Osc. Coil Type QT9 7/6
Bias Filter Coil Type QT6 7/6



OSMOR SWITCH-TUNED F.C. F.M. NOW READY

Dept. (W.10) 418 BRIGHTON RD., SOUTH CROYDON, SURREY
Telephone: CR0ydon 5148/9

a **NEW** Advance INSTRUMENT



THE TYPE
63 FM/AM
SIGNAL GENERATOR

COVERS **7.5 Mc/s to 230 Mc/s**
ON FUNDAMENTALS

provides **FM** AT CARRIER AND INTERMEDIATE FREQUENCIES

CRYSTAL CHECKS to 0.01%

AM at 10% & 30% MODULATION DEPTH

£85 NETT PRICE IN U.K.

Complete coverage with both FM and AM from 7.5 to 230 Mc/s . . . 0.01% accuracy at 5 Mc/s check points . . . Wide frequency deviation of signal for visual alignment at both Carrier and *Intermediate Frequencies*. These are just some of the facilities provided by this up-to-the-minute "Advance" achievement. Backed by a world-wide reputation for reliability, the "Advance" 63 gives the essential standard of critical accuracy demanded by today's—and tomorrow's—T.V. and V.H.F. Radio problems.

Full technical details in Leaflet No. W36 available on request.

See the range of Advance Instruments at
I.E.A. EXHIBITION
Grand Hall, Olympia, London, W.14
May 7th to 17th

STAND 934

ADVANCE COMPONENTS LTD · ROEBUCK ROAD · HAINAULT · ILFORD · ESSEX · TEL : HAINAULT 4444

For a smooth
extended response curve

You need a PHILIPS dual-cone loudspeaker

(Made in Holland)



PHILIPS ELECTRICAL LTD

E. L. A. and Musical Equipment Dept. • Century House • Shaftesbury Avenue • London • WC2



The special dual-cone construction of Philips high fidelity loudspeakers ensures a smooth response over the entire audible range, with efficiency and transient response of a high order. The spatial distribution of acoustic energy is excellent — even at the highest frequencies.

Both cones are driven by the same coil and magnet, resulting in similar sensitivities for high and low frequencies. The air gap has been made

long and the coil moves in a homogeneous magnetic field at all times; a copper ring is incorporated in the air gap to keep the voice coil impedance constant over the whole frequency range.

Available in two sizes: 8" and 12" price 6½ gns. (tax paid) and 10 gns. respectively. There is also a single cone version in the same sizes: price £6.2.6 (tax paid) and £10.0.0 respectively.

N.B. These speakers may be used on their own or with another suitable speaker, using a crossover network.

*Your high fidelity dealer can obtain these loudspeakers for you.

(PR633)

Train for a wonderful future in ELECTRONICS...

...with **E.M.I.**

With the ever increasing extension of the applications of television and the many technical advances being made in radio techniques, there is a pressing demand for trained radio and television technicians. These are careers with an assured and remunerative future. Here is your opportunity to enter for:—

1 YEAR COURSE Full-time day course in the Principles and Practice of Radio and Television. Mainly designed for the training of Radio and Television Servicing Engineers. Next courses commence in May and September, 1957.

THE E.M.I. COLLEGE OF ELECTRONICS



Dept. 127, 10 Pembridge Square, London, W.2.
Telephone: BAYswater 5131/2

The College is part of the E.M.I. Group which includes "His Master's Voice", Marconiophone, E.M.I. Electronics Ltd., etc.

1A57

MIDLAND INSTRUMENT CO.

CHASSIS, U.S. mfr., all aluminium, size 12½in. x 8in. x 5½in., complete with top cover, some items have been removed, remaining are:—25 Amphenol midget ceramic v-holders, B7G type, complete with cans, over 70 resistors, all 5% colour-coded, also many ceramicous and other cond., trimmers, padlers, fixed and variable inductances, transformer, v-control, etc., etc., new unused, bargain 10/-, post 3/-.

MOTOR GENERATORS, U.S. mfr., totally enclosed, 4½in. long, 2½in. dia., input 27 v. 1.5 amps., output 285 v. at 60 mA., output from 12 v. supply is approx. 150 v., new, unused, 12/6, post 3/-.

VIBRATOR UNITS, g. v. input, provides all L.T. and H.T. supplies for the 18 and 38 sets, fitted Mallory Type 650, non-sync. vibrator, rectifiers and elaborate smoothing, in metal cases 9in. x 6½in. x 3½in., complete with leads, new, unused, 17/6, post 3/-.

HUGHES 12-VOLT D.C. SHUNT MOTORS, taking 1.25 amps., up to 2-amps. on load, speed 5,000 r.p.m., external reversing terminations; size 3½in. long, 1½in. dia., ½in. shaft, weight 20 oz., oil impregnated bearings, balanced armature, a very superior powerful motor, original cost over £7, our price new unused 10/-, post 1/8, 2 for 20/-, post paid. Ditto, fitted reduction gears, giving final drive of either 320 or 160 r.p.m. (state which required), 12/6, post 1/8, 2 for 25/-, post paid.



MAINS BLOWERS, 200/250 v. A.C./D.C., 1-amp., 5,000 r.p.m., consists of the motor with attached enclosed fan, end funnel intake 1½in. dia., side outlet 1½in. x 1½in., fifth base 5in. x 4½in., finish black enamel and die cast aluminium, size overall 9in. long, 4½in. wide, 5in. high, weight 7½lb., a very superior blower, offered at a fraction of original cost, new, unused, 25/-.

SLYDLOK FUSES, 250 v. 15 amp. type, end and back connection, new unused, fraction of original cost, 1/-, post 4d.; 10/- doz., post 1/9.

BATTERIES, radio layer type, by famous maker, fully guaranteed by us, 120-v. size 3in. x 2½in. x 1½in., new unused 2/6, post 1/-, Cartons of 6 batteries, 12/-, post 2/6. Ditto, 22½ v. size 3½in. x 2½in. x 2in., new unused, 1/6, post 1/-, Cartons of 3 batteries, 4/-, post 1/9.

SHADED POLE MOTORS, 12 v. 50 cycles A.C., size 3in. x 2in. x 1½in., complete with 3in. fan, made for lampshade cooling, silent running, unexcelled and perfect, 10/-, post 1/4.

HEATER MATS, 250/250 v. 1,000 watts, open mesh with asbestos insulation, size 12in. x 10in., border 1in. wide each end for fixing, 2 in series (500 watts) are ideal clothes drying or airing cupboards, also suitable for convectors, photo drying, etc., new unused 5/6, post 9d., 2 for 10/-, post 1/4.

MAGSLIPS, 2in. SIZE, 50 v. 50 cycle, suitable as master or slave, when wired up, the actuation of one results in an even and complete follow of the other in either direction, matched pair complete with wiring diagram, 20/-, post 2/6.

MERCURY SWITCHES, 250 v. 10 amp., glass tilt type fitted brackets, specially made to give 3-second delay make after tilt, new boxed 5/-, post 7d.

TELEPHONE SETS, consists of 2 combined microphones and receivers, which when wired up with ordinary twin flex, provides perfect 2-way communication, excellent results up to 1 mile have been reported, self-energised, no battery required, price the 2 instruments new unused, 7/6, post 1/8, twin P.V.C. 14/56 test up to 500ft. lengths at 1d. per ft.

Many other Bargains; send stamped addressed envelope for lists.
MIDLAND INSTRUMENT CO., MOORPOOL CIRCLE, BIRMINGHAM, 17

Tel.: HAR 1308

Outstanding Values FOR ENTHUSIASTS!



THE 'SUPEREX 55' BATTERY PORTABLE RECEIVER

- ★ FOUR VALVE SUPERHET
- ★ LONG AND MEDIUM WAVE
- ★ LARGE ELLIPTICAL SPEAKER
- ★ B7G MINIATURE VALVES
- ★ SIMPLE CONSTRUCTION

A first-class receiver guaranteed to give good reception throughout the country. Equal in appearance and performance to most commercial models.

Cabinet size: 10½" x 8½" x 4½". All parts available separately.

BUILDING COST

£7 · 15 · 0

Plus 4/- Carriage.

Send 1/6 for SUPEREX CONSTRUCTION booklet.

THIS MONTH'S 'SUPERIOR' BARGAIN!

THE DULCI F3

RADIO/GRAM CHASSIS ASSEMBLY

PRICE

£4 - 5 - 0 CONTAINING:


- ★ Punched chassis, Back-plate, etc. Size 12"x7"x8".
- ★ Multi-colour Glass Dial L.M.S.G.
- ★ Drive Drum and Spindle.
- ★ 1 pair Midget I.F.T.s.
- ★ Mains Transformer.
- ★ Output Transformer.
- ★ Twin Gang (500 pF) Condenser.
- ★ Wave Change Switch.
- ★ Five Valve Holders.
- ★ Smoothing Condenser.
- ★ Two controls Vol/Tone.
- ★ Continental Control Knobs.

Theoretical circuit and rough component layout free with each assembly.



AMPLIFIERS


High quality three valve three watt amplifier for A.C. mains 200/250 volts. Four controls give a wide tone variation. 3 ohm speaker output. Chassis fully isolated. Valve line-up: 6SG7, 6V6, 6X5. Bronze finished chassis size 8in. x 4in. x 6in. high. Supplied built and tested and guaranteed for twelve months (90 days valves).



PRICE **£5.15.0** Plus 3/6 postage and packing.

BAKELITE CABINET

Ideal for midget construction. Available in Walnut or Green. Size 12in. long, 7in. high, 5½in. deep. Complete with handle, back, dial and two knobs.




PRICE **15/6** Plus 3/- p.p.

THE REGENT CABINET ASSEMBLY

Comprising a cream bakelite cabinet and back, size 11in. x 6in. x 7in. Attractive 3-colour dial and pointer. Metal chassis punched for 4 valve (B.9.A) superhet and fixing brackets. Drum, Drive-Spindle, Spring, Pointer and 3 Knobs.

CONSTRUCTION BOOKLET on the REGENT 4-valve superhet available shortly. Watch for details.

PRICE **30/-** Plus 3/6 p.p.



SUPERIOR BUREAU

An elegant cabinet in richly figured walnut veneer, internal panels in polished sycamore. A drop front lid covers a sloping, uncut control panel (16in. long x 10½in. high) alongside which is an uncut baseboard (18½in. long x 13½in. back to front). The inside of the drop front lid is panelled in beige leatherette. In the lower part of the cabinet are two large storage cupboards (13½in. high, 7½in. wide, 16½in. deep). The lid and cupboard handles are in chased Florentine bronze. Overall dimensions (38in. high, 34in. long, 16½in. deep).

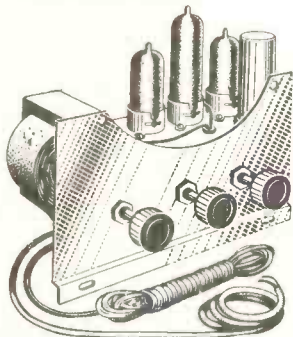


PRICE **16½ GNS.** Plus 25/- carriage.

TWO COMPACT RECORD-PLAYER AMPLIFIERS

THREE VALVE TYPE (EBC83, EL84, E280). A high quality amplifier designed to satisfy the requirements of the more discriminating record enthusiast. Three controls give a very wide variation of tone. Output approx. 2 watts. Fully isolated chassis. Overall size approx. 8½in. x 6in. x 2½in. Price £24/10/-, plus 2/6 postage and packing. 2-3 ohm O/P transformer 6/- extra.


THREE VALVE (EBC41, EL41, E241). Ideal for use in a low priced record player. Output approx. 2 watts. Two controls—volume and tone. Mains transformer and fully isolated chassis, less output transformer which is available separately. Overall size approx. 6½in. x 5in. x 2½in. PRICE £23/19/6 plus 2/6 postage and packing. 2-3ohm O/P transformer 6/- extra.



SUPERB QUALITY!

REXINE COVERED CABINET

Rexine covered cabinet suitable for housing speaker and amplifier in end compartment. Adjustable uncut motor board 14½in. x 12½in. Internal clearance from lid to base of cabinet 9in. Two colour covering in blue and grey or wine and grey rexine. Handle fittings, locks and hinges are in gilt with a solid white plastic handle. Overall size 18in. long, 9½in. high, 13½in. back to front.



PRICE **£4 · 5 · 0.** Plus 7/6 carriage and packing.

RECORD PLAYERS. Latest four-speed auto changers, single play units by Collaro, BSB and Garrard.

QUALITY SPEAKERS. A good quality speaker is an essential part of any radio or sound system. Always in stock, speakers from 3½in. to 12in. by GOODMAN'S, WHITELEY, WHARFEDALE, G.E.C. and ELAC.

HIGH FIDELITY AMPLIFIERS. We can supply any of the high quality amplifiers and pre-amplifiers by LEAK, QUAD, ARMSTRONG, GRAMPIAN and WHITELEY; also home construction kits suitable for OSRAM 912 and MULLARD 610.

TERMS C.W.O. OR C.O.D. U.K. ONLY.

RADIO/GRAM CHASSIS

TYPE AM5: 5 Valve Superhet, 3 waveband, 12 gns. TYPE AM7: 7 Valve Superhet with push-pull output, 3 waveband, 16 gns.

TYPE AM/EM47: 7 Valve Superhet with FM/VHF Band (4 waveband), 23½ gns.

TYPE AFM49: 9 Valve Superhet with FM/VHF Band (4 waveband), Push-pull output including one speaker, 26 gns.

Carriage and Packing 12/6 extra.

SHOP OPEN : 9 a.m. to 6 p.m. Mon. to Sat. 1 p.m. Thursday.

Superior Radio supplies
37 HILLSIDE, (HARROW ROAD)
STONEBRIDGE, NW10. Elgar 3644



TOROIDAL WINDING

A Complete Range of Machines

Precision-Built by FROITZHEIM & RUDERT BERLIN
SIX MACHINES CATER FOR ALL SIZES FROM
"WEDDING-RING" TO 5 KVA "VARIAC"
NEW DBO POTENTIOMETER RING WINDER
sets still higher standards in accurate production
of Toroidal potentiometers

A Complete Service in Winding

- ★ WINDINGS TO YOUR SPECIFICATIONS IN MOST SIZES, IN OPEN FORM OR POTTED. SHORT DELIVERY.
- ★ RANGE OF STANDARD MOLYBDENUM-PERMALLOY INDUCTORS IN DECADES 1 mHy to 10 Hy 1%. NORMALLY EX STOCK.
- ★ DEMONSTRATIONS AND OPERATOR TRAINING BY ARRANGEMENT.
- ★ EXTENSIVE RANGE OF RÖHDE & SCHWARZ INSTRUMENTS COVERS ALL LABORATORY AND PRODUCTION TEST REQUIREMENTS. SEVERAL HUNDRED MACHINES ALREADY IN SERVICE PROVIDE THE HIGHEST PERFORMANCE FROM THE LATEST MAGNETIC MATERIALS.



AVELEY ELECTRIC LTD.

AYRON ROAD, SOUTH OCKENDON, ESSEX Tel: South Ockendon 2021

Represented in Eire by AERSALES LTD.

A.I.D. APPROVED

Hi-Fi Furniture




The SPEAKER ENCLOSURE on the left is based on a simplified Horn principle, whereby the sound waves from the back of the speaker are driven over a barrier and out a secondary effluent on the far side. In consequence the bass response is quite remarkable for an enclosure of this size. Price £5/17/6. ● The LEGS cost 32/6 a set and can be fitted to any of the units, thereby converting it into a cabinet. ● The GRAM UNIT (upper right) is suitable for every turntable (including auto-change and Transcription) and there is room beneath for most amplifiers, and possibly even an F.M. tuner. ● The RECORD STORAGE UNIT (lower right) will hold 150 records (including 12in. L.P.s in their sleeves) and costs £4/17/6. ● The PLINTH is 9/6 extra.

Write for full details and name of the nearest stockist to Dept. WW1, or phone Bowes Park 74878 (TRADE ENQUIRIES WELCOME)

RECORD HOUSING BROOK RD., LONDON, N.22

LANGUAGE COURSES WITH YOUR TAPE RECORDER IN 30 DAYS



15 complete Conversational lessons for beginners in Spanish, German, French, Italian and Russian. One Single Tape comprises a complete elementary course in any of the above languages. Practical English Conversations for foreigners, and also a tape and book of studies in Pronunciation, Elocution, Intonation and public speech by well known lecturers in English, are in course of preparation.


Retail Price £3.17.6

Also full comprehensive language course consisting of 2 hours' recording. Retail price £7.7.0 including handbook.

Please write for explanatory leaflet

TUTOR TAPE CO.
70 BREWER STREET, LONDON, W.1
GERard 3376

NEW RCA ET-18 ULTRAMODERN 15KW HIGH FREQUENCY FSK RADIO-TELEGRAPH TRANSMITTER



ET-18 Front and rear sliding doors offer easy access to all components, any of which can be quickly replaced without disturbing any other components.

...Substantially reduces installation and operation costs

...Designed to permit personnel with limited technical experience to perform routine operations

...“Split-Cycle” cut-off protection and automatic re-application

...Entirely air-cooled

RCA-ET-18...designed for high efficiency operation...delivers 15 KW output within the frequency range of 3.2 to 24 mc. Modern high-gain screen-grid type tubes enable a substantial reduction in the number of stages of power amplification, afford high stability of operation *without the need for neutralizing adjustments.*

Compact in size for a transmitter of such high power, with a very minimum of adjustable control and tuning circuits, RCA ET-18 frequency-shift keyed radio-telegraph transmitter is economical to install and operate. The final rf power amplifier utilizes two long life RCA-6166 tubes. These tubes are air-cooled—keeping accessory and equipment housing requirements at a minimum in space and cost.

The “split cycle” protection circuits of the RCA ET-18 assure superior communications service. In the event of a fault the transmitter recycles itself in a split second. Indicator lights show where the fault occurred and remain on until manually reset. Vertical chassis construction eliminates heat pockets and subsequent damage common in older types of horizontal chassis transmitters.

Ask your RCA distributor for complete details and technical particulars about this equipment and other RCA communications and broadcast transmitters. Free booklet on RCA ET-18 FSK RADIO TELEGRAPH TRANSMITTER will be mailed on request. Write to Dept. HF-49-D, RCA International Division, Radio Corporation of America, 30 Rockefeller Plaza, New York 20, N. Y., U. S. A.



RCA INTERNATIONAL DIVISION

RADIO CORPORATION OF AMERICA

30 Rockefeller Plaza · New York 20, N. Y., U. S. A.

Trademark ® Registered

WEBB'S offer Three Tried and Tested F.M. Units for quality reception of the B.B.C.

Hear these excellent units playing with all the leading makes of amplifiers and speakers at WEBB'S.

LOWTHER F.M. "Mk II," the improved version of a famous tuner, high-grade workmanship and perfect quality of reproduction. Price £30/15/7

JASON F.M. UNIT, unbeatable in its price range. Excellent design and workmanship, will work with any amplifier. Price £16/12/7

EDDYSTONE "820" F.M./A.M. Unit, made by Britain's leading V.H.F. engineers, the "820" combines high sensitivity with the utmost reliability. Self-powered for easy connection. Three pre-set medium and long-wave stations plus quality reception on F.M. Price £31/18/-

And Three Receivers for distant signals

EDDYSTONE "840A" Communications Receiver has a specification to delight all short-wave enthusiasts. Precision tuning and great sensitivity brings the world to your fingertips. For AC/DC operation, 110/240 volts. Price £55

EDDYSTONE "750" Communications Receiver, uses eleven valves in a highly efficient double superheterodyne circuit. Price £78

EDDYSTONE "680X" Communications Receiver, fifteen valves including push-pull output, combines great range and good reproduction. Price £120

Any apparatus can be supplied under extended terms, also on WEBB'S "Six Months No Interest" Plan.



Shop Hours 9-5.30 (Thursdays 7 p.m.) Saturdays 9-1 p.m.

14 SOHO STREET, OXFORD STREET, LONDON, W.1

Telephone: GERrard 2089

ADAPTATAPE

is the name of the new SONOMAG Pre-Amplifier recommended on page 238 of the November "Hi-Fi News" to those already owning Hi-Fi equipment and wishing to add tape reproduction of the same quality.

This is the ONLY pre-amp. at present available designed specially for the new Collaro Transcriber, and rigidly fixed as a unit to it.

Demonstrations to all Hi-Fi enthusiasts of our pre-amp. used in conjunction with the Collaro Transcriber Tape Unit, Collaro Transcription Motor, Leak Dynamic Pick-up and Diamond stylus, Leak Trough-line F.M. Tuner, Wharfedale Baffle 3-speaker system and Leak main amplifiers, will convince you of the fine standard of recording possible. Day, or evening (by appointment).

Price 32 gns.

(Power pack, if required, 4 gns. extra.)

Fitted into Fireside Console cabinet, oak, walnut or mahogany finish, 40 gns.

Your own Collaro Unit fitted, aligned, tested and guaranteed (at our factory only) for 16 gns.

Complete Tape Recorders, including Collaro Microphone and 1,200ft. tape. Portable 48 gns. Console (with extra large speaker) 58 gns.

Leaflet on request.

Credit facilities from:

- H. C. Harridge, 8, Moor Street, Cambridge Circus, W.1.
- Hollies Radio, 315, Camberwell Road, Camberwell Green, S.E.5.
- Jackson Radio, 163, Edgware Road, W.2.
- London Radio Supply Co. Ltd., Balcombe, Sussex.
- Readings Music Stores, 11, Station Approach, Clapham Junction S.W.11.
- Sound-Tape-Vision, 71, Praed Street, Paddington, W.2.
- Woods Radio, 198, Lavender Hill, Clapham Junction, S.W.11.

SONOMAG Ltd.,

2 St. Michael's Road, Stockwell, S.W.9

(Minute from Stockwell Tube)

Telephone: BRI 5441

TECHNICAL TRADING CO.

B.S.R. L.F. SIGNAL GENERATORS. Type L050A, 0-600 c/s and 0-16,000 c/s, tested good cond. £12/10/-. T.C.S. TRANSMITTERS. American 1.5-12 m/cs., 25 watts, 1625's modulating 1625's £9. T.C.S. RECEIVERS to match £6.

SPECIAL BARGAIN! 12 v. 4 amp. recs., 9/6 each., £5 doz. Full wave iron selenium heavy compact type.

TF517P/1 SIGNAL GENERATORS. Good cond. £19. CAMBRIDGE GALVANOMETER. High sensitivity, 2,200 mm. per micro-amp. at 100 cms., 45 sec. swing, heavy gunmetal cases, with spares, transit cases, unused.

AMPRO 16 MM. TALKIE PROJECTORS. Senior type UA, 12 watt sound, 12in. spkr., 750 w lamp, 110/250 A.C. Ex. cond. and finish, £59.

GEBESCOPE 16 mm. TALKIE PROJECTORS. L616 sound/silent, push-pull amplifier, heavy 12in. spkr. A.C./D.C. 110/250 tested, £35. TBS AMERICAN TRANSFORMERS. £12. RECORDING TAPE, known make, 1,200ft., 16/-, 1/2 MEG. POTS. D.P. switch, small 3 1/2in. sp., 3/6. P.M. LOUPE SPEAKERS. 7 x 4 Goodmans, 17/6; 10 x 6 ditto, 26/-; 6 1/2in. 10/-; 8in., 12/6. Ditto, soiled but tested, 7/8. NEW THERAT MIKES, 2/6. AMPEROL HOLDERS. Octal, Mazda, Noval, 37G, B9A, 6/- doz., 890 v/screen, 1/6 each. Tube Holders, Octal, 6d. Duodecal, 1/-. Ditto, lin. spindle, 2/6. RESISTANCES ASSORTED, 1-3 w., 4.7Ω-10MΩ, 2/- doz., 10/- 100. MIDGET CERAMIC CONDENSERS 10, 20, 50, 300, 1,000, 3,000.

MULLARD RESISTANCE CAPACITY BRIDGES. 0.1Ω to 10MΩ 0.1pF. to 10 mfd. Good cond., 110-250 v. A.C., tested, 24/19/-.

GUARANTEED RADIO VALVES, BOXED, 24 HR. SERVICE

Less 5% and post free for a dozen or more.

5U4G	6/6	6K7M	6/-	12AU7	7/-	ECC85	9/-	KTW63	8/-
5Y3GT	6/6	6H6	2/-	12AX7	8/6	ECP60	12/-	KT81	8/-
6AC7	5/6	6L6G	8/-	12K7GT	7/6	ECP62	12/-	P61	2/6
6A8	9/6	6L8M	9/6	12Q7GT	7/6	ECH42	9/6	PC054	8/-
6AG5	4/9	6SA7M	7/-	26L6GT	8/6	ECL50	8/6	PC055	11/6
6AK5	4/-	68G7M	5/6	8224GT	7/6	EP36	4/-	PCF90	10/-
6BT	3/6	68J7M	7/6	80	7/6	EP37	7/-	PEN25	8/6
6BA6	6/6	68K7GT	5/-	83	7/6	EP37A	8/-	PL83	8/6
6BE6	7/-	68L7GT	6/6	807(BB)	3/9	EP39	5/-	PY80	8/6
6C4	4/9	68N7GT	5/9	807(AM)	5/-	EP50	8/-	PY81	9/6
6C5GT	6/6	6V8G	6/-	CL	9/6	EP85	7/-	PY82	7/6
6C8	5/6	6V8GT	6/-	CIC	9/6	EP89	9/6	SP46	9/6
6D2	5/6	6V9M	6/6	EAS0	1/6	EP91	6/-	SP41	2/6
6P6G	6/6	6X4	6/-	EB34	1/6	EP95	9/6	SP61	6/6
6F33	9/6	6X5GT	7/-	EB33	7/-	EL32	5/-	SP210	3/6
6J5M	5/6	7B7	5/6	EC52	5/-	EL84	10/-	T41	12/6
6J5GT	4/6	7C8	7/9	ECC31	9/6	EL91	4/-	U22	7/6
6J6	3/-	7D9	6/-	ECC81	8/3	EY51	10/-	U50	6/6
6J6	5/-	12A6	4/-	ECC82	7/3	EZ40	8/-	U53	6/6
6J7G	5/-	12A7M	8/6	ECC83	8/9	EZ80	7/6	UCB42	3/6
6K7GT	5/6	12AT7	8/-	ECC84	11/6	HVR2A	6/-	UY41	8/-
								866A	11/6


Postage 1/- in £1 (1/9 in £1 Speakers/Trans.) Min. 6d No C.O.D. 100 TELEVISION SET BARGAINS TO CALLERS AT:-

350/352, FRATTON ROAD, PORTSMOUTH PORTSMOUTH'S RADIO, TV AND TOOL SHOP

UNIVERSAL ELECTRONICS

Whether new or used, all equipment is guaranteed to be in perfect condition

COSSOR Double Beam Oscilloscope




Type 339. **IMPROVED VERSION** of the **OBSOLETE** Type 3339.
Time Base Frequency. 6 to 250,000 c.p.s.
Amplifier. 43 mV RMS/mm. 10 to 100,000 c.p.s., 3dB. 1.3 mV, RMS/mm. 10 to 100,000 c.p.s., 3 dB (2 stage).
 10 mV RMS/mm. 10 to 2,000,000 c.p.s., 3dB (2 stage).
Deflector Coils. 2 mm/mA RMS.
Power Supply. 110-250V A.C. 120 watts.
Sensitivity. Y1, Y2, 3.1V D.C. 1.1V RMS (volt/mm.) X2.25V D.C. 0.8V RMS (volt/mm).
Screen Diameter. 114 mm. **PRICE £30**
 In good working condition. **PRICE £30**
 Also supplied **Rebuilt to Laboratory standard** and guaranteed for 3 months. Prices on request.

M.I.T. Radiation Laboratories

Spectrum Analyser Type TSX-4SE

(3 centimetre)



The TSX-4SE Spectrum Analyser

is an ultra-high frequency receiver with an oscilloscope indicator, in which the local oscillator is frequency-modulated by a sawtooth voltage proportional to the sawtooth sweep on the oscilloscope tube. It is used for observing the spectra of the pulsed oscillators, tuning receiver local oscillators, adjusting defective r.f. components, measuring large standing-wave ratios, and measuring the Q of resonant cavities.

ENQUIRIES AND INSPECTION INVITED

SPECIFICATION: Tuning range—8,630 Mc/s-9,550 Mc/s (723/AB klystron). Frequency calibration by means of a pip provided by a reaction type cavity wavemeter. I.F. frequency 20 Mc/s. Receiver band width 50 kc/s. Receiver gain 130 db, 4 I.F. stages, 3 video stages. Sweep frequency variable from 10 to 20 cps. Attenuation graduated from 0-100 with calibration factor of 1.0 db/div. above 10.

TEST EQUIPMENT

AVO Model 7 meter	£14 0 0	R.F. Bridge; type 804 Signal Generator, 30-300 Mc/s.	£65 0 0
AVO Model 40 meter	£12 0 0		
G.E.C.		EVERSHED	
Type BW232, Signal Generator	£85 0 0	500V Wee Megger	£12 10 0
500-1,000 Mc/s.	£85 0 0	250V Wee Megger	£10 0 0
MARCONI		U.S.A.	
Type TF144G range 85 kc/s-25 Mc/s	£85 0 0	"Standing Wave" Measurements Instrument. Sliding rule from 0-15 cm.; probes for detection with Amplifier. NEW, each	£40 0 0
TF390G range 16-150 Mc/s.	£25 0 0	U.S.A. BRAND NEW HICKOCK	
TF517 range 150-300 Mc/s.	£35 0 0	Valve Voltmeters; unused, ranges 2.5-250 A.C.V. 2.5 1,000 D.C.V. 2.5-1,000 mA. D.C. Resistance 0-1,000 megohms. Frequency up to 100 Mc/s. Voltage 110 A.C.	£30 0 0
"Q" Meter type 329C	£85 0 0	Price, each	£175 0 0
Output meter, type TF340.	£35 0 0	AVO Valve Testers Roller Panel Types	£8 15 0
GENERAL RADIO		Resistance Capacity Bridges	£7 10 0
Type 740 Capacity Bridge; type 726A Valve Voltmeter, type 916A			
SULLIVAN Mutual Capacitance Bridge	£175 0 0		
AVO Valve Testers Roller Panel Types	£8 15 0		
Resistance Capacity Bridges	£7 10 0		

British and U.S.A. V.H.F./U.H.F. 10cm., 3cm., 1.5cm. Test Equipment available from stock, see our advert. "Wireless World" Feb.

FREQUENCY METERS

BC221 Range 125 kc/s — 20 Mc/s

In perfect condition

Also in stock: **U.S.A. BENDIX LM SERIES**
 Aircraft version of BC221.

TS174 40—250 M/cs.

TS175/U 85—1000 M/cs.

Prices upon written request.

R.C.A. Signal Generator Type 710A

- 370-560 Mc/s.
- 1μV-0.09V.
- Internal modulation 400 c/s.
- External modulation up to 1Mc.
- Power supply 105-125 V. A.C.
- Monitor output meter.
- Piston attenuator.

£30 0 0

TS 45/AP RADAR TEST UNIT

(Part of AN/APM-3A)

Radar Test Unit for measuring relative output power and frequency of 3 cm. Radar systems. Consists of thermister type Power Meter, a co-axial line Frequency Meter, an R.F. Oscillator attenuator, and Choke coupling.

Electrical Characteristics

Range 8,700-9,525 Mc/s. (Dial calibration 9,375 Mc/s + 75 Mc/s). C.W. signal 10mw. (+10 db). R.F. power input 5 watt maximum. ±37 db reference to 1 mw. Attenuator calibrated adjustable from 0-300 db loss. Accuracy frequency within ± 5 Mc/s., power within 1.5 db. Provision for external pulsing of the Test Set. Internal power supply 110 v. A.C. 60-2,400 cycles.

RECEIVERS

G.E.C. BRT400	£95 0 0	NATIONAL	
RCA AR88D LF		Senior and Junior models from	£28 0 0
from	£55 0 0	HRO7	£100 0 0
EDDYSTONE		MARCONI	
640, 740, 840, 680, 680X.		CR100 from	£25 0 0
HALLICRAFTERS		CR150, Range 2-60 Mc/s., 5 bands, dual superhet, PRICE..	£50 0 0
SX71	£120 0 0	Power supply	£10 0 0
SX28	£45 0 0	Completely checked.	
S40, SX24, SX17, S20R, S20, S38 A.C./D.C.		HAMMARLUND	
		HQ120	£45 0 0
		HQ129X	£75 0 0

MANUALS

for **Communication Receivers** £1.7.6 each. AR88D-LF, AR77E, HQ120, HQ129X, R107, S20R, SX24, SX28, B2, TX/RX HRO's, etc.

REALIGNMENT SERVICE


Realignment, Servicing and Reconditioning of all types of British and U.S.A. Communication Receivers and Laboratory Test Equipment. Every receiver stripped recrackled and realigned at a moderate figure by our skilled staff. Work guaranteed and figures supplied.

Please note: the above prices do not include packing and carriage.

22/27 LISLE STREET, LEICESTER SQUARE, LONDON, W.C.2

Write, Call or Telephone GERrard 8410

Shop hours, 9.30 a.m. to 6 p.m. Thursday 9.30 a.m. to 1 a.m. OPEN ALL DAY SATURDAY



8 WAY | **18 WAY**
12 WAY | **25 WAY**

Sturdy, Reliable and Inexpensive
 Nylon—PF mouldings. Silver plated contacts. Solid drawn aluminium cans. Positive locking mechanism.
Breakdown voltage 3.5kV.

Send for full details to:—

THE McMURDO INSTRUMENT CO. LTD.
ASSTEAD, SURREY. Telephone: Ashtead 3401

JSP. MSC 6

BAND III CHANNELS 8-9-10

A new CONVERTOR KIT is now available for **LONDON—MIDLANDS—NORTH**

Fit this new convertor not to your set but inside your set, even 9in. table models, and retain that professional look.

This convertor has been evolved since the I.T.A. transmission began, and is based upon experience gained in the conversion of very many Band I sets in the London area.

- IT will convert any set, any age, TRF or Superhet
- IT includes station switching
- IT provides pre-set contrast balancing
- IT uses only one aerial input for both bands
- IT provides manual tuning on Band III
- IT is totally screened
- IT completely rejects unwanted signals
- IT requires no additional power supply where either 6.3V or .3 amp line is available.

CONVERTOR wired and aligned with fitting instructions	£4 2 6
KIT complete in every detail, less knobs	£2 12 6
KNOBS each	1 0
CIRCUIT and instructions in detail (free with kit) ...	3 6
BAND III AERIALS (send for list), from	12 6
CROSS-OVER UNITS —Outdoor (printed circuit)	15 0
AERIALS feeder cable per yard	10

When ordering please state present B.B.C. Station and I.T.A. Orders over £2 post free.

C. & G. KITS
285, LOWER ADDISCOMBE ROAD,
ADDISCOMBE, CROYDON, SURREY
 Phone: ADDiscombe 5262

CABINETS for EQUIPMENT, SPEAKERS & RECORDS

Write for fully illustrated Catalogue.



The "DUNSTER"

A. L. STAMFORD (Dept. L. 4), 20 College Parade, Salisbury Road, London, N.W.6

FOR SOUND WITH FILM

the world famous




high fidelity magnetic tape recorder
IS UNIQUE

Send for details.

Excel Sound Services Ltd. (Dept. W.D.F.)
 Garfield Avenue, Bradford, Yorkshire.
 Tel: 45027

FAMOUS RCA TRANSMITTERS TYPES ET 4336, K & L.



Frequency 2 mc.-20 mc.
Power output: 350 w. telegraph.
250 w. telephone.
Type of modulation—Class B high level.
Audio input impedance 500 ohms.
Power supply 190 to 250 v. single phase 50-60 c.
Tube complement: Crystal oscillators—807, Master oscillators—807, Intermediate amplifier—807, Power amplifier—813(2), Modulator—805(2), Rectifier—866A(4).
Complete with Master Oscillators, crystal multipliers, speech amplifiers, microphones, keys, instruction manual, etc.
We guarantee full supply of all replacement parts for a minimum of 5 years after purchase.

P.C.A. RADIO

Offices and Works

BEAVER LANE, HAMMERSMITH, LONDON, W.6

Telephone: RIV 8006/7

B 46 RECEIVERS. Made by Standard Radio, 1.4 Mc/s-15 Mc/s 12V Battery operated. New, tested, £15. Packing and carriage 15/-.

B 47 RECEIVERS. Made by Standard Radio, 40 kc/s-500 kc/s. 220-250V A.C. New and tested, £22/10/-. Packing and carriage 15/-.

ROTARY CONVERTER UNITS. Input 11.5-12.5V D.C. Output 300V 200mAmps D.C. Price 30/-, packing and carriage 15/-.

FIELD TELEPHONE TYPE "F." In excellent condition. £3/10/- each, carriage 10/-.

AMERICAN VALVE TESTER Model 314. Individual lever switches for each tube element. Roll Chart for American type valves. 220/30V A.C. Brand new in nice wooden case with leather handles. Full instruction booklet. £10. Carriage 10/-.

HIGH RESISTANCE HEADPHONES. 2,000 ohms. Brand new, ex W.D., boxed. Type D.H.R. 11/- per pair, postage 1/6.

LOW RESISTANCE HEADPHONES. Brand new ex W.D., boxed, Type C.L.R., 5/6 per pair, postage 1/6.

RELAYS TYPE 300. Two change over 6,000 ohm coil. 13/6.

SMOOTHING CHOKE. Heavy duty 90 ohms 200 mA 10H. 11/6.

MINIATURE AF CHOKE. (lin. dia. x 1½in.) 3H 30 mA. 7/6.

OUTPUT TRANSFORMER. 3W 40,000/600 ohms impedance. 5/-.

VARIABLE CONDENSERS. 110 pF 1,000V. 4/6.

POTENTIOMETER. W.W. 60 ohms 1W, 2in. spindle, 1/9 each. 100 ohms 1.5W, short spindle, 1/- each.

TOGGLE SWITCH. On/off locking or press action Cutler Hammer, 20 amps. 2/-.

R 109A covering 1.5 to 12 Mc/s. 12V D.C. £4/5/-. Packing and carriage 15/-.

U.S. HIGH VOLTAGE MOULDED MICA CONDENSERS.

1,200-2,500 volt test. 200, 1,000, 2,000, 5,000 pF. 1/6 each. Post and packing below 1 doz. 1/6.

2,500-5,000 volt test. 100, 200, 300, 500, 1,000, 5,000, 10,000 pF. 2/6 each. Post and packing below 1 doz. 1/6.

W.W. RESISTORS. 5W-250, 400, 800, 1,000, 10,000 ohms. 1/3 each.

Postage and packing below 1 doz. 1/6.
10W-200, 250, 1,000 ohms. 2/- each.
Post and packing below 1 doz. 1/6.

VITREOUS RESISTORS. 10,000 ohms, 150W. 4/6 each. Post and packing below 4, 1/6.

5,000 ohms 50W. 3/- each.
Post and packing below 4, 1/6.

1155L RECEIVERS COVERING TRAWLER BAND. Frequency range 200 kc/s-500 kc/s and 600 kc/s-18.5 Mc/s. Working and guaranteed. £12/19/6. Pack. and carr. within U.K. £1.

J. P. ELECTRIC

MAIL ORDER DEPT.

156 ST. JOHN'S HILL · LONDON · S.W.11

Presenting the new **HOMELAB** range of **SIGNAL GENERATORS . . .**

TYPE 2. 100 kc/s., to 100 mc/s. CW or 400~ modulation. Audio signal for amplifier tests. PRICE: £4.10.0d. p. & p. 5/-.

TYPE 12. 100 kc/s., to 130 mc/s. Sine and square wave modulation at 1000~. Sine or square wave signal for amplifier tests. PRICE: £8.10.0d. p. & p. 5/-.

TYPE 20. An AM/FM signal generator covering all modern radio and TV requirements up to 240 mc/s. PRICE: £15.15.0d. p. & p. 5/-.


Send stamp for full details of above, and also our Mullard FM Tuner complete with power supply, PRICE: £12.0.0d.

HOMELAB INSTRUMENTS LIMITED

615-617, High Road, Leyton, London, E.10.

Telephone: LEYtonstone 6851

HIGH QUALITY SPEAKERS



**ABSOLUTELY NEW
MANUFACTURED BY "PYE," "INVICTA"
& "PHILLIPS"**

Speakers fitted with an attractive portable wooden cabinet with a spring carrying handle. Overall weight 14 lbs. Output 6-7 watts, impedance 3-5 ohms. Cash refunded if not satisfied.

WORTH £8

OUR PRICE 55/- (PP 3/-)

H. H. BUSHELL & CO.

46-52, BREARLEY ST., BIRMINGHAM, 19

Phone: ASTON CROSS 3811

THE WORLD'S GREATEST BOOKSHOP

FOYLES

★ ★ FOR BOOKS ★ ★

FOR ALL YOUR


Technical Books

Foyles have departments for Gramophone Records, Stationery, Handicraft Tools and Materials, Music, Magazine Subscriptions, Lending Library.

119-125 CHARING CROSS ROAD, LONDON, W.C.2

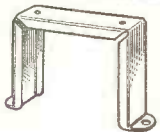
Gerrard 5660 (20 lines) ★ Open 9-6 (Thurs. 9-7)

Nearest Station: Tottenham Court Road



'DIAL'

ENGINEERING Co. Ltd.




**DETAIL & ELECTRICAL
PRESSINGS**

*Specialists in the Design and Manufacture of:
TRANSFORMER CLAMPS, END FRAMES,
SHROUDS, ETC.*

Upper Brook St. STOCKPORT. Phone: STO 2800

Built to the highest standard!

CABINETS




CAT. NO. CAB/02. A well-designed Bureau-type Cabinet in a medium size. Veneered Walnut. Outside dimensions, length 29in., depth 16in., height 32in. Slipping control panel on right-hand side approx 15in. x 10in. Removable baseboard on right-hand side approx 13in. x 13in. Large record compartment inside the cabinet, located at the top on left-hand side. **CASH ONLY 12 Gns.** Packing and carriage 20/-.



CAT. NO. CAB/03. A magnificent Bureau-type Cabinet in specially selected Walnut veneered exterior. Light Sycamore interior with Rexine lining to match. Outside dimensions, length 34in., depth 17in., height 33in. Slipping control panel on right-hand side approx. 16in. x 10in. Removable baseboard on right side approx. 15in. x 15in.

Two full sized felt lined compartments in the lower half. **CASH 16 Gns.** Or on Credit Terms. Packing and carriage 25/-.



CAT. NO. CAB/04. Walnut veneered de luxe cabinet with sycamore lined interior and pull-out base on the right-hand side running on high quality ball bearings. Large silk covered baffle-board with speaker cut out on right hand side below chassis control panel. Overall size 32in. long x 32in. high x 16in. deep. **CASH £13/10/-** or on credit terms. Packing and carriage £1.

CHASSIS AND TUNER UNITS

CAT. NO. GR/AFM 49/PP. Complete radio Chassis of latest Design and Technique.

9 valves, 4 wavebands including FM/VHF Band. Push Pull output stage, including special 10in. high-flux speaker. A.C. 200/250 volts 50 cycles only. Suitably lit multi-coloured glass dial of the horizontal type. Slow motion tuning drive. Full provision of Automatic Volume Control. Negative feedback from output transformer secondary. Sockets provided for Aerial, Earth, Gram, Pick-up and Extension Speaker. Connectors provided to Gram. Motor controlled by Chassis On/Off switch. All inductances have an exceptionally high Q value. The Audio Section is designed for first rate reproduction on Radio and Gramophone. The tone controls have been given an extra wide range to embrace all types of recordings.

CASH 26 Gns. Or on Credit Terms. Packing and carriage 15/-.

AM/FM (FOUR WAVEBANDS) TUNER CHASSIS. Six valves Superbet with permeability tuned FM/VHF band. Magic Eye Tuning. FM band sensitivity of 0.9 microvolts. Minimum oscillator radiation. Less than 30 kilocycles drift. Signal to noise ratio better than 38db. Size 15in. long x 6in. high x 7in. deep. Guarantee 12 months for chassis and 3 months for valves. **22 Gns.** Or on Credit Terms. Packing and carriage 15/-.

SINGLE WAVEBAND FM TUNER UNITS

Self powered. Six valves with grounded grid RF stage followed by additive mixer using a PCC85 twin triode in sealed permeability tuned unit. Two I.F. stages ensure maximum gain with 6AL5 double diode as ratio detector. Frequency coverage of 85-101 megacycles allows adequate overlap. Very finest quality throughout.

CAT. NO. FMT/A. Complete Unit in Cabinet with Magic-eye tuning. Boxed, 13in. long x 6in. overall depth x 7in. high (approx.). **18 Gns.** Or on Credit Terms. Packing and carriage 12/6.
CAT. NO. FMT/B. Chassis only excluding magic-eye. Unboxed, 11in. long x 5in. overall depth x 4in. high. **Cash £13/15/-.** Packing and carriage 12/6


Loudspeakers, Automatic Record Changers, Gram Amplifiers, Tape Recorder Equipment, etc., available at keenest prices. Send for large illustrated catalogue.

ALL FULLY GUARANTEED. Generous extended credit terms on orders exceeding £15.

Dealers supplied at full discounts

DOMESTIC DIRECT SALES LTD

90 JUDD STREET, LONDON, W.C.1. Telephone **TERminus 9876**



"YOU CAN RELY ON US"

Stockists of all Radio and Electronic components for manufacturers, laboratories, Educational authorities, and the amateur.

MULLARD 510 AMPLIFIER AND G.E.C. 912 AMPLIFIER—ALL PARTS STOCKED AND AVAILABLE ON H.P.



INCLUDING ELCOM, BULGIN, TCC, HUNTS, DENCO, ETC.

DETAILED LISTS ON ABOVE AVAILABLE

ALL AVO, TAYLOR, INSTRUMENTS FROM STOCK

RADIO SERVICING COMPANY

82, SOUTH EALING ROAD, LONDON, W.5.

Telephone: EAL. 5737

Next to South Ealing Tube (TURN LEFT), 9 to 6 p.m., Wednesday 1 o'clock.

CHAS. H. YOUNG, LTD.

3IN. AERIAL INSULATORS. Ribbed glass. 1/6 each or 6 for 7/6. 12 or more post free.

CONDENSERS. TCC type III, 8 mfd. 1,000 v. List over £3. Only 10/6. Post 1/9. 8 mfd. 750 v. 5/6 each. Post 1/6.

SHADED POLE MOTORS. Heavy duty type totally enclosed made for professional tape deck. 35/- each. Post 2/6.

AMERICAN 807 VALVES. New, boxed, 7/6 each; 4 for 25/-.

ELECTRON MULTIPLIERS. Type 931A. Only 35/- each, or 2 for £3. Holders available at 2/- each.

3in. P.M. LOUDSPEAKERS. Ideal for personal portables. Only 9/11 each, plus 1/- p. and p.

POWER UNITS IN BLACK METAL CASE. 200/260 v. input, 200/250 v. 60/80 m.a. output, fully smoothed and filtered, also gives 31 v. D.C. and 6.3 v. 3 a. A.C., fitted with 6X5 rectifier. Only 50/- each. Carr. paid.

COPPER AERIAL WIRE. 14 g. H/D 140ft., 17/- 70ft. 8/6. P. & P. 2/- Stranded 7/25, 140ft. 10/- 70ft. 5/- P. & P. 2/-.

RACK MOUNTING PANELS, all 19in. long by 5½in., 7in., 8½in. or 10½in., 5/9, 6/6, 7/6, 9/- respectively. Post 2/-.

ABSORPTION WAVEMETERS. 3 to 35 mc/s. in 3 switched bands, complete with indicator bulb. 17/6. Post free.

TRANSMITTER TUNING CONDS., by Johnson U.S.A. 500 pf. 1,550 v. rating, ceramic insulation. 15/- each. Post free.

HEADPHONES. High resistance (4,000 ohms.), very sensitive. Bargain price only 12/6 pair. P. & P. 1/6.

AMERICAN BREAST MIKES. Swivel head. Push to talk and lock on switch. Beautiful job. Only 12/6. P. & P. 1/6.

BRITISH BREAST MIKE UNIT, complete with pair of 4,000-ohm phones in strong wooden carrying case, 8½ x 4½ x 7½. Ideal for mobile operators. Only 17/6. P. & P. 2/-.

LOW RESISTANCE HEADPHONES. New ex-W.D. stock. C.L.R. type. Only 8/6 pair. P. & P. 1/6. Special Terms Quantities.

Most comprehensive stock of HiFi Equipment in the Midlands, including QUAD, LEAK, W.B., RCA., ROGERS, WHARFEDALE, GOODMAN, etc. Details and demonstrations with pleasure.

NO C.O.D. UNDER £1.

All Mail Orders to Dept. "W." Please print your name and address.

CHAS. H. YOUNG LTD., 110 DALE END, BIRMINGHAM, 4.
Phone: CENTRAL 1635

STUDIO QUALITY ON TAPE

The fact that tape is initially used in the preparation of all LP records is testimony enough to its fidelity performance. To bring this 'studio-quality' into home tape recording has, until recently, implied expensive equipment. The picture has changed. Now really first-class tape recorders are available at reasonable cost, and are moreover easy to operate.

e.g. The Collaro Transcriptor, as illustrated, with pre-amplifier and with HI-FI equipment will give you real 'studio-quality' reproduction of any radio programme you choose.

COLLARO TAPE TRANSCRIPTOR WITH PRE-AMPLIFIER gives high quality tape recording and reproduction facilities to those already owning Hi-Fi equipment, from 34 Gns.



Elizabethan de Luxe
This excellent recorder drew most favourable press comment. 65 Gns.

Elon JC/20 A new recorder which has already gained great popularity. 62 Gns.

Sonomag Portable This model represents really excellent value, from 48 Gns.

The above incorporate the Collaro Transcriptor.


PRICES as at April 1st.

QUALITY MART

8 DARTMOUTH PARK AVENUE, TUFNELL PARK, LONDON, N.W.5.
Tel.: GULLiver 1131.

TELERELAYS LTD.

RELAYS SUPPLIED



SPECIALISTS in

ADJUSTMENT AND CALIBRATION OF ALL TYPES OF RELAYS

Established with Members of the A.E.I.

Relays adjusted to full A.I.D. and I.E.M.E. Standards

Large or small contracts undertaken ENQUIRIES INVITED

3 DENNIS PARADE, WINCHMORE HILL ROAD, SOUTHGATE, LONDON, N.14 Phone: PALmers Green 1686

ELECTRONIC ORGAN ENTHUSIASTS

all over the country are building

The LECTROCHORD

A fine 2-manual organ in 20 separate Kits with clear step by step instructions and everything supplied.

S.A.E. for detailed specification to:—

Burge Electronics Ltd.,
123 Uxbridge Road,
Rickmansworth, Herts.

GET ALL YOUR RADIO COMPONENTS & ELECTRONIC EQUIPMENT

AGOS
B-LEE
BRIMAR
COLLARO
ENTHOVEN
MULLARD
BULGIN
DENCO
AGRU
J.B.

from **L. WESTWOOD 46 GEORGE STREET**

EDDYSTONES
F.M.



phone **OXFORD** 47783

RECEIVERS

G.E.C.
HUNTS
HENLYS
GOODMANS
CONNOISSEUR
RELIANCE
GARRARD
TANNOY
LEAK
W.B.

Relays




POST OFFICE TYPE 3000 & 600 RELAYS

Manufactured to your specification to A.I.D. and I.E.M.E. standards. COILS up to 80,000Ω. CONTACTS up to 8 amp. INSULATION up to 5kv. Prototypes 7-14 days.

Prompt Delivery — Prompt Quotations

Over 100,000 relays available from stock.
Siemens high speed relays. All values. Ex stock.
Specialists in tropicalisation.

Contractors to leading manufacturers
and GOVERNMENT DEPARTMENTS.



DEPENDABLE RELAY CO.

12a Tottenham Street, LONDON, W.1
Phone: LANgham 7391/2 (Near Goodge St. Station)

Cables :

MODCHAREX
LONDON

MODERN ELECTRICS LTD.

164 CHARING CROSS ROAD
LONDON W.C.2

Telephones:
TEMPLE BAR 7587
COVENT GARDEN 1703

EXPORT ENQUIRIES WELCOMED

PROMPT ATTENTION TO POST ORDERS

WE OFFER A COMPLETE TAPE RECORDER SERVICE

CONTINUOUS DEMONSTRATIONS

LONG PLAY AND STANDARD RECORDING TAPES	FERROGRAPH VORTEXION GRUNDIG BRENELL GELOSO PHILIPS SIMON	EMI AND BIB SPLICERS
JOINTING TAPE & COMPOUND		WEARITE DEFLEXERS

DIAMOND AND SAPPHIRE STYLI	CONNOISSEUR GARRARD COLLARO LENCO ETC.	PICK-UPS LEAK LENCO COLLARO GOLDRING CONNOISSEUR BURNE-JONES
THE DUST BUG AURIOL P/JU CONTROL		

SPEAKERS

WHARFEDALE PHILIPS GOODMANS
STENTORIAN GEC TANNOY

AMPLIFIERS

QUAD LEAK AVANTIC
PAMPHONIC ROGERS RCA

RADIO-GRAM CHASSIS 5 VALVE SUPERHET, LATEST B.V.A. MIDGET SERIES VALVES

3-WAVEBANDS:—L.W. 800m-2000m, M.W. 200m-550m, S.W. 16m-50m. Chassis size 1½ x 9½ x 2½in. Attractive Glass Dial 10 x 4½in. edge lit by 2 pilot lamps. Horizontal or Vertical Station Names and 4 control knobs, walnut or ivory to choice, 4 position W/C switch, L.M.S. and Gram. P.U. sockets. Modern circuitry, all coils adjustable, dust cored and only quality components used throughout. Delayed A.V.C. and neg. feedback. A.C. mains 200-250 v. Double wound trunk, isolates chassis from mains. Aligned and calibrated ready for use.

BRAND NEW & GUARANTEED £9.19.6 Carr. and ins. 4/6
8" and 10" speakers suitable for this chassis available.

7-Valve De Luxe, push-pull version 7 watt output £12.10.0 Carr. & ins. 5/-



MULLARD "3-3" QUALITY AMPLIFIER

An ideal companion unit to the JASON Tuner. A really first-class 3-valve 3-watt Amplifier giving Hi-Fi quality at a reasonable cost. Mullard's latest circuit. Valve line up: EF86, EL84, EZ81. Extra HT and LT available for Tuner Unit addition.

Variable treble cut and bass boost controls, sensitivity 100 MV for 3-watt output. Frequency response + or - 1 db, 40 cps to 25 kc/s.

Complete amplifier wired and tested with quality sectionised output transformer to Mullard specification (less speaker) **£8.3.0**

A. C. SOLENOID type SAM.



Increased Performance
Continuous 14 ozs. at ½"
Instantaneous to 5½ lbs.
Same dimensions as Type SA.

Larger and smaller sizes available. Greatly increased discounts for quantities. Also Transformers to 7kVA 3 Phase.

R. A. WEBBER LTD.

18, FOREST ROAD, KINGSWOOD, BRISTOL. Phone: 74065

QUARTZ CRYSTALS AS OSCILLATORS AND RESONATORS

by

D. FAIRWEATHER A.M.I.E.E., A.M.I.I.A., AND R.C. RICHARDS ASSOCIATE I.E.E.

This book is essentially practical and covers the basic principles governing the design of quartz crystal oscillators and resonators without entering into unnecessary detail. Information is provided on crystal cuts, temperature coefficient and mounting methods as well as practical circuit design information.

The authors have been directly concerned with all aspects of the subject.

A valuable reference book for circuit designers. Price 7/6d.

Enquiries to: The Manager, Technical Information Division, Marconi's Wireless Telegraph Co., Ltd., Chelmsford, Essex, England.

ELECTROLYTICS Leading Makes New Stock

TUBULAR	CAN TYPES	80 ohm CO-AXIAL
25/25 v., 50/12 v. 1/9	8-9/450 v. ... 4/6	SPECIAL—Semi-air spaced polythene standard jin. diam. Stranded core. Feeder losses cut 50%, 9d. yard.
50/50 v. 4/800 v. 2/-	8-18/450 v. ... 5/-	Standard jin. Grade A, 8d. yard.
100/250 v. ... 2/3	8-18/500 v. ... 5/6	COAX PLUGS 1/2. SOCKETS 1/6.
8/450 v. ... 2/9	16-18/450 v. ... 6/-	COUPLERS 1/3. OUTLET BOXES 4/6.
8/500 v. ... 2/9	16-18-8/350 v. 5/6	BALANCED TWIN FEEDER per yd., 6d.
8-8/500 v. ... 4/6	32-32/250 v. ... 5/6	Special 300 ohm. TWIN FEEDER 8c.
8-16/450 v. ... 5/-	32-32/275 v. ... 4/6	TWIN SCREENED FEEDER per yd., 1/3.
16/450 v. ... 3/6	50-50/350 v. ... 6/6	50 OHM COAX CABLE 8d. per yd., jin.
16-16/450 v. ... 5/6	60/350 v. ... 6/6	ATTENUATORS 6db, 12db, etc., from 4/6.
32/350 v. ... 4/-	60-250/275 v. 12/6	Band 1-3 Cross-over filter unit from 7/6.
32/500 v. ... 5/-	64-120/275 v. 11/6	
32-32/350 v. 5/6	100-200/275 v. 12/6	
32-32/450 v. 6/6	100/270 v. ... 6/6	

CONDENSERS.—Mica, Silver Mica. All pref. values, 3 pf. to 1,000. 6d. each. Ditto ceramics 9d. each. Tubulars, 450 v. Hunts and T.C.C. .001 mfd.-.01 and 1/450 v., 9d. each. .02-1/500 v., 1/- each. .25 Hunts, 1/6. .5 Hunts, 1/9.

JASON F.M. TUNER UNIT 87-105 m/cs

Kit of parts to build this modern and highly successful unit complete with drilled chassis and J.B. dial, wound coils and screening cans, 4 BVA miniature valves and all necessary quality components, etc., for only £6/10/- post free. Superior dial calibrated m/c. edge lit by 2 pilot lamps, 12/6 extra, as illustrated. Power Pack components kit including double wound mains transformer, £2/5/- extra. Tested and approved by "Radio Constructor," etc. Illustrated handbook with full details, 2/-, post free.



RESISTORS

Carbon type. Pref. values 10 ohms-10 megohms, 20% Tol. ± w. 3d.; ± w. 9d.; 1 w. 6d.; 2 w. 9d.; 10% Tol. ± w. 9d.; 5% Tol. ± w. 1/-; 1% Hi-stab. ± w. 2/-.

WIRE WOUND TYPES

Wire ends. Silicone coated. 25 ohms-10,000 ohms, 5 w., 1/3. 10 w. 1/6, 15 w. 2/-.
LINE CORD .3a, 60 ohms per ft., .2a, 100 ohms per ft., 2 way 6d. per ft., 3 way 7d. per ft.

LOUDSPEAKERS

F.M. 3 OHM. 5in. Celest., 17/6; 6in. Celest., 18/6; 7x4in. Goodmans Elliptical 19/6; 8in. Elao, 20/-; 10in. R. and A. 25/-; 15in. Plessey, 35/-; 24in. Plessey, 15/6; Goodmans 12in. Audiom 50, 15 ohms, £4/15/-.

S.T.C. RECTIFIERS

E.H.T. types, K3/25 2 kV., 5/-; K3/40 3.2 kV., 6/9; K3/45 3.6 kV., 7/3; K3/50 4 kV., 7/9; K3/100 8 kV., 12/9, etc. Mains types. RM1 125 v. 60 mA., 4/6; RM2 125 v. 100 mA., 4/9; RM3 125 v. 120 mA., 6/9; RM4 250 v. 250 mA., 16/-. RM4B type 250 v. 275 mA., 17/6. LT types F/W bridge 6-12 v. 1½ a., 8/9; 3 a., 15/6; 4 a., 18/6; 6 a. 24/6 each.

PRE-SET W/W POT

T.V. knurled slotted knob type. 25 ohms to 30,000 ohms, 3/-; 50,000 ohms, 4/-; 50,000 ohms to 2 Megohms (carbon), 3/-.

VOLUME CONTROLS

Midget tog type, long spindles, all values 10,000 ohms to 2 Megohms, Less sw., 3/-; 8 P. sw., 4/-; D.P. sq., 4/9. Linear types all values 10,000 ohms to 2 Megohms, less switch 4/-. Guaranteed 12 months.

TRS RADIO COMPONENT SPECIALISTS



70 BRIGSTOCK RD., THORNTON HEATH, SURREY

Phone: THO 2188. Hours 9 a.m.—6 p.m., 1 p.m. Wed. Open all day Saturday. By THORNTON HEATH STATION. Buses 130A, 133, 169, 166, 190.

Terms: C.W.O. or C.O.D. Kindly make cheques, P.O.s, etc., payable to T.R.S. Post and Packing up to 1lb. 7d., 1lb. 1/1. 3lb. 1/6. 5lb. 2/-, 10lb. 2/9. Bargain Lists, 3d.

- ▶ FREQUENCY MODULATION ENGINEERING
- ▶ T/V ENGINEERING
- ▶ RADIO SERVICING
- ▶ RADIO ENGINEERING
- ▶ RADAR ENGINEERING
- ▶ BASIC ELECTRONICS
- ▶ INDUSTRIAL ELECTRONICS
- ▶ ELECTRONIC ENGINEERING

NEW — 'LEARN-AS-YOU-BUILD' PRACTICAL RADIO COURSE
Build your own radio receiver and testing equipment.

PRACTICAL, UP-TO-THE-MINUTE I.C.S. training . . .

can help you to attain one of the many well-paid posts that exist today in the radio world. Prepare yourself now, at home and in your own time, with the expert help of I.C.S. tutors. The cost of an I.C.S. Course is moderate and includes all books.

Complete the coupon below and post it to us today for further details of the Course which interests you. Write to: Dept. 223H, I.C.S., 71 Kingway, W.C.2

INTERNATIONAL CORRESPONDENCE SCHOOLS
Dept. 223H, International Buildings, Kingsway, London, W.C.2

Please send FREE book on.....Age.....


Name.....
(Block letters please)

Address.....

Occupation..... 5.57

INTERNATIONAL CORRESPONDENCE SCHOOLS

RADIO · TELEVISION · HI-FI · ELECTRONICS · RECORDERS




LASKY'S 4-WATT PORTABLE GRAM AMPLIFIER READY FOR USE

Will suit any type of crystal or magnetic pick-up. Uses 3 valves—EL84 output, L63 and EZ80 rect., 7in. x 4in. elliptical speaker. Separate bass and treble controls. Speaker and controls are separate and can be mounted anywhere in cabinet most suitable. **LASKY'S PRICE**, complete with 3 valves, knobs and speaker, ready for use, **£5.9.6** Carr. 5/-.
£5.9.6

NOW AVAILABLE!

LASKY'S NEW PORTABLE GRAM AMPLIFIER KIT

Built on a Printed Circuit



2 WATTS

Of very small dimensions: approx. 6½in. x 3½in., maximum height 5in. Utilises EL84 output and 6X4 rectifier, double-wound transformer, tone control, output transformer, and 7in. x 4in. elliptical speaker. The T.C.C. Printed Circuit greatly simplifies construction and eliminates wiring errors. **LASKY'S PRICE** for the complete Kit including valves, printed circuit, speaker, with full instructions, **77/6** Post 2/6.

LASKY'S RADIO

NEW PURCHASE!

COLLARO SINGLE RECORD UNITS


Type 3/554, 3-sp.d., with Studio T p.u., crystal cartridge and styl,



£6.19.6

Type 4/456, 4-sp.d. **£9.7.0** Post 3/6.

LASKY'S NEW MINIATURE 200 milliwatt TRANSISTOR AMPLIFIER KIT FOR CONSTRUCTION ON A PRINTED CIRCUIT




Size: 3½in. x 3½in. Height can be under 1in. Uses our new hermetically sealed Transistors and operates from 6-volt battery. **SEND FOR FULL DETAILS, CIRCUIT DIAGRAM AND SHOPPING LIST, 1/-.** Post free.

LASKY'S PRICE FOR THE COMPLETE KIT including 4 Transistors, all brand new components, latest T.C.C. Miniature condensers, printed circuit and **86/6** full instructions.

Post 2/-.

You can have a demonstration at either of our addresses and you will be amazed at the results! All components available separately.

T.C.C. MINIATURE ELECTROLYTICS (low voltage for transistor working), all types in stock.



TRANSISTORS!

You have been waiting for a R.F. Transistor at a reasonable price. Here it is!

Lasky's now offer you a genuine R.F. Transistor, P.N.P. Junction Type, suitable for medium and low frequency oscillators, frequency changers, and I.F. amplifiers (up to 2 Mc/s), at only **21/-** each

Double spot—yellow and red

Also **AUDIO P.N.P. Junction Type** suitable for high gain and low frequency amplifiers, and for output stages up to 250 milliwatts, only **10/-** each

Double spot—yellow and green


Post Free.

Special prices for quantities of 6 and over.

★ TESTED AND GUARANTEED EFFICIENT.

★ HERMETICALLY SEALED AND UNAFFECTED BY TEMPERATURE VARIATIONS.

MULLARD TRANSISTORS		
OC70	OC71	OC72
21/-	24/-	30/-
BRIMAR TRANSISTORS		
TS1, 18/-	TS2, 21/-	TS3, 24/-
TP1 or TP2, 40/-		



LARGE SELECTION OF 3- and 4-SPEED AUTO-CHANGERS. B.S.R., Garrard, Collaro, etc. Our stocks are constantly changing. See us for what you want.

GARRARD RC.80. 3-speed Auto-Changer. Full length arm with two XMS heads or GC2 t.o. crystal head. Brand new, in makers' cartons. List £20/15/-.

LASKY'S PRICE **£13.19.6** Carr. 5/-.

B.S.R. 4 Spd. with t.o. crystal pick-up. Incorporates auto and manual control. Brand new, in makers' cartons.

LASKY'S PRICE **£8.15.0** Carr. 5/-.

Full operating data and circuit diagrams for a simple receiver, superhet, T.R.F., multi-vibrator, relaxation oscillator, audio amplifier, oscillators, signal tracers, etc., etc., supplied with each Transistor.

MORE MONEY-SAVING LASKY BARGAINS ON NEXT PAGE

LASKY'S RADIO



SPECIAL PURCHASE:

RONETTE "MINIWEIGHT" CRYSTAL PICK-UPS

CREAM PLASTIC ARM AND REST

Post 1/6. **17/6**

CARTRIDGES complete with sapphire stylus, for use with ordinary radio sets and small amplifiers:—

N50/3, Standard, or L50/3, long playing, response up to 7,000 c.p.s. Each 19/6.

SPECIAL PRICE for Arm with 2 of above. Cartridges, **45/-** Post 2/6.

CARTRIDGES also available for use with hi-fi equipment:—

N50/4, Standard, or L50/4, long playing, response up to 14,000 c.p.s. Each 22/6.

SPECIAL PRICE for Arm with 2 of above. Cartridges, **49/6** Post 2/6.

B.S.R. PICK-UPS. Long playing and standard, complete with H.G.P.59/3 turnover crystal cartridge and styli. **37/6** Cream finish. Post 2/6.



LASKY'S F.M. TUNER

PRINTED CIRCUIT VERSION OF G.E.C. 912 F.M. TUNER FOR HOME CONSTRUCTION.

Note these star features:—

- ★ HIGH SENSITIVITY.
- ★ T.C.C. PRINTED CIRCUIT.
- ★ NEW T.C.C. CONDENSERS.
- ★ AERIAL COIL AND R.F. COUPLING COIL PRINTED ON CIRCUIT.
- ★ 5 VALVES AND 2 GERMANIUM DIODES.

By the use of a printed circuit the I.F. and R.F. amplifiers are extremely stable at maximum gain and results are consistent on all tuners. Valve line-up:—

R.F. Amplifier, Z719 or EF80.
Mixer and Osc., B719 or ECC85.
1st I.F. amp., W719 or EF85.
2nd I.F. amp., W719 or EF85.
2 Germanium Diodes GEX.34.
Driver Limiter, Z719 or EF80.

CAN BE BUILT FOR 8 Gns. (Including Valves)

G.E.C. F.M. Tuner Book plus our full data and shopping list. 2/6 post free.

All parts available separately.

SAVE POUNDS! ORDER BY POST IF YOU CANNOT CALL



SPECIAL BARGAIN

"BARONETTE" MIDGET RADIO CASES. Plastic, in cream, pastel pink or pastel green. Overall size: 8½ in. wide, 4½ in. deep, 5 in. high.

LASKY'S PRICE 12/6
Post & Packing 3/6.
Cream Knobs, 6d. each extra.

CABINETS AND CASES.

Large selection for TV sets, radiograms, record players, tape recorders, etc. Your enquiries invited.



"STIRLING" BAND III CONVERTERS, complete with power supplies for 200-250 v. A.C. Covers all Channels Bands I and III and suitable for any TV set. Size: 7 x 3½ x 2 in. approx. Complete. Full instructions supplied.

LASKY'S PRICE 6 Gns. Post free.

THE NEW BRENELL MARK IV TAPE EQUIPMENT

Now available. Call and inspect or send for full details.

LARGE RANGE OF TAPE DECKS

Collaro "Tape Transcriber," £20.
Truvox..... 23 gns.
Lane..... £18/10/-
Brenell..... 18 gns.
Wearite..... £35 and £40

TAPE RECORDERS

Large range, Elizabethan Truvox, Sound, Vortexion Brenell, etc.

TAPE DECK MOTORS

Anti-clockwise, shaded pole. Collaro 25/-, Garrard 26/6. B.T.H. 29/6. Post extra.

NEW PLASTIC RECORDING TAPE

"Ferrovoice," on plastic spool, 1,200ft. List, 32/6. **LASKY'S PRICE 25/-** Post 1/-.
Spare 7in. spools, 3/6.

SPECIAL OFFER! Magnetic Recording Tape, kraft base. On Cyldon metal spools, 1,200ft. **LASKY'S PRICE 10/6** Ditto, 600ft. **7/9** Post 1/-.

PURETONE Tape on plastic spool, 1,200ft. **12/11** Post 1/- extra.
All makes of Tape including thin long-playing.

TAPE SPOOLS

7in. plastic	3/6
7in. metal	2/6
5in. metal	1/6
3in. plastic	3/-
9in. Ferrograph	9/6

Post 9d.

SPECIAL OFFER OF BAND I-III TURRET TUNERS



Covering Channels 8-4 or 1-9, with provision for 10 more coil sets. 2 valves:— Mazda 30L1 cascode r.f. amp., Mazda 30C1 triode/pentode f.c. Complete with power supplies for 200-250 v. A.C. I.F. output 16-19 Mc/s., easily modified to other outputs. Full circuit diagram supplied.

LASKY'S PRICE £5 17 6 Post 2/-.


Also available without power pack at 99/6.

LASKY'S BATTERY PORTABLE FOR HOME CONSTRUCTION ON PRINTED CIRCUIT

You can build it complete with valves and case for only

£7.7.0

Post 3/6 extra.



SIMPLICITY OF CONSTRUCTION. The use of all the latest innovations gives maximum simplicity of construction combined with fine quality performance. In particular, the PRINTED CIRCUIT greatly simplifies construction and completely eliminates the possibility of wiring errors.

Demonstration models at both our addresses.

SEND FOR CIRCUIT DIAGRAM with assembly data, all instructions, illustrations and full shopping list. Price 1/6 post free.

POWER SUPPLY UNIT for the above and suitable for most other battery portables. Stabilised L.T., surge proof. Complete safety for the first time with battery valves on mains operation. **COMPLETE KIT**, containing printed circuit. 45/-, post 2/-.
For 200-250 A.C. mains. Full details on request.

HI-FI AMPLIFIERS

Full range in stock. Quad, Rogers, Leak, R.C.A., Pamphonic, Unitelex, W.B., etc. Demonstrations at Tottenham Court Road.

HI-FI SPEAKERS

Large stocks Goodmans, Wharfedale, G.E.C., Lorenz, etc., including the new Wharfedale 3-speaker system.



10 STAR FEATURES

- ★ PRINTED CIRCUIT size 7½ in. x 2½ in.
- ★ 4-valve S/het, med. & long wave
- ★ Low consumption Valves Double Battery Life.
- ★ Ferrite Rod Internal Aerial.
- ★ 5in. P.M. Moving Coil Speaker
- ★ Brand new T.C.C. Capacitors.
- ★ Automatic Volume Control.
- ★ New style Contemporary Case.
- ★ Lightweight and Handsome Appearance.
- ★ Every Component available separately.

New TSL F.M. TUNER

£17 10

DULCI F.M. TUNER

£17 10

DULCI AM/FM TUNER

£20 17

MORE MONEY-SAVING LASKY BARGAINS ON NEXT PAGE

EVERYTHING FOR HOME CONSTRUCTOR & SERVICEMAN

JASON "ARGONAUT"

A super-sensitive Tuner for F.M. and medium waves. Complete parcel with power supplies, £13/19/6. Post 3/6. Data Book, 2/-. All components available separately. Chassis Assembly, 57/9, post 2/6. I.F. and Coil Set, 78/-, post 1/6.

ALUMINIUM CHASSIS

18 S.W.G. undrilled, 4 slides, reinforced corners. Depth 2 1/2 in. 6 x 4 4/-; 12 x 8 7/-; 16 x 10 8/3; 8 x 6 5/-; 14 x 9 7/6; 12 x 3 4/9; 10 x 7 6/-; 16 x 9 8/-; 12 x 6 6/6. Post 1/- per chassis extra.

LASKY'S RADIO CONSTRUCTOR PARCELS



PARCEL No. 1
Contains everything to build a 4-valve 3-wave superhet for 200/250 A.C. mains. Uses 6K3, 6K7, 6Q7, 6V6 valves. Attractive wood cabinet, walnut veneer, or plastic cabinet as illustrated. Size 12 x 6 1/2 x 5 1/2 in. deep. **CAN BE BUILT FOR £7.19.6**
Carr. and packing 2/6.

PARCEL No. 2
Contains everything to build a T.R.F. 3-wave set for 200/250 A.C. mains, medium and long wave. Uses 6K7G, 6J7, 6V6 and metal rectifiers. Neat plastic cabinet, walnut or ivory finish, or wood cabinet. **CAN BE BUILT FOR £5.10.0**
Carr. and packing 2/6.

INSTRUCTION BOOK for either above sets 1/- post free.
CABINETS ONLY, plastic or wood, 17/6. Post 2/6.
All components available separately.

FILAMENT TRANSFORMERS

All 200-250 v. 50 c.p.s. primary, finest quality, fully guaranteed.
6.3 v. 1.5 amp. 5/11
6.3 v. 3 amp. 9/6
6.3 v. 1 amp. 4/6
0-30 v. 2 amp. tapped voltages 19/6

ALL-DRY POWER UNITS

By Decca. Suitable for any battery radio using IR5, IT4, etc., 67 1/2 volts H.T., 1 1/2 volts L.T. Mains input 200-250 adjustable. In metal chassis with rubber feet and black plastic cover. Size: 7 x 5 x 1 1/2 in. Mains lead and on/off switch. Complete with two metal rectifiers, ready for use. List £14/15/-.

LASKY'S PRICE 35/-
Post 3/6

If too large to fit into your portable, stand it on or by it.

BRAND NEW AND PERFECT 16" METAL CONE C.R.T.

AT ENORMOUS SAVING



Convert to big picture television at a price you can afford. Note especially that these are not "seconds" but perfect tubes without fault, and supplied in original cartons. Brief specification: 6.3 v. heater, ion trap, 14 Kv. E.H.T., wide angle 70 deg., standard 38 mm. neck, duodecal base, magnetic focus and deflection. Maximum length 17 1/2 in. Gives large 11 x 14 1/2 in. black and white picture. **GUARANTEED BY US FOR 3 MONTHS.**

Full data, connections and suggested time bases supplied.

LISTED AT £23.9.10 LASKY'S PRICE £8.9.6

Carr. and Insur. 22/6 extra.

Masks, Anti-Corona, Bases and Ion Traps available.

H.P. TERMS AVAILABLE on certain goods. Write stating your requirements.

LASKY'S RADIO

FAMOUS AMPLIFIERS BUILT ON T.C.C. PRINTED CIRCUITS

MULLARD 510, ready for use. Price according to trans-**15 gns.**

COMPLETE KIT and printed circuit, from 12 gns.

OSRAM 912, ready for use. Price according to trans-**18 gns.**

COMPLETE KIT and printed circuit, from 15 gns.

Book of the Mullard 510, 3/6. Book of the Osram 912, 4/-.

5-VALVE RADIOGRAM CHASSIS COMPLETE WITH VALVES

3-wave superhet, 16-50m., 200-250m., 1,000-2,000m. Brand new Mullard and Mazda valves—6C9, 6F15, 6LD20, N108, U107. Overall dim.: 13 1/2 in. long, 6 1/2 in. deep, 7 in. high approx. **LASKY'S PRICE, complete £7.19.6** with all valves, Carr. & Pkg. 7/6 extra. Price without valves, £5/4/-.

METER BARGAIN

2 1/2 in. moving coil. Brand new microammeters P.S.D. 0-750 micro-amps, 15 ohms resistance. **15/-** Post extra.

SPEAKER COVERINGS. Large stocks of Tygan and "Somewave" Speaker Coverings. Any size piece cut. Send for samples and prices.

GERMANIUM CRYSTAL DIODES

GEX.00 1/6. GEX.34 3/6. GEX.54 and OA74 5/-.

FERRITE ROD AERIALS

Med. and long waves, wound, ready for use. Each 6/9, post 1/-.

FERRITE ROD

5 1/2 in. long, 3/4 in. diam., with full instructions for making a Ferrite rod aerial, 2/6, post 1/-.

STANDARD 2-GANG CONDENSERS

.0005 mfd., with fixing feet. Each 5/11. Post 1/6.

LASKY'S FOR VALVES

20,000 IN STOCK

Here are a few examples of brand new surplus and imported valves.

EB91	7/6	EV41	10/8	EY51	12/6
EB41	7/6	EF80	10/8	EC84	11/6
EABC80	10/-	EF85	10/8	EY86	14/8
EAF42	10/-	EF86	12/6	EZ40	8/6
EBC41	10/-	EF91	9/6	EZ80	8/6
ECC85	10/-	6K8	10/8	PCF82	12/6
ECC84	15/-	6V6	9/6	POC84	12/6
ECC83	12/6	6K7	5/6	PL81	13/6
ECC82	9/-	6Q7	10/8	PL82	10/8
ECC81	9/-	6I7	6/6	PL83	11/6
12AT7	8/6	5Z4	11/-	PY80	10/6
12AU7	3/6	DAF86	10/-	8AT6	7/6
12AX7	12/-	DL66	10/-	6AT7	7/6
6CF82	15/-	DK96	10/-	185	7/6
6CH42	11/6	DP96	10/-	384	9/6
ECH81	11/6	DM70	9/-	1T4	9/6
ECL80	11/6			1R5	9/6

Also full stocks of B.V.A. Valves and C.R. Tubes at the lower list prices.

WRITE FOR COMPLETE LIST.

MAKERS' SURPLUS TV COMPONENT BARGAINS

WIDE ANGLE 38 mm.

Line E.H.T. trans., Ferroxcube core, 9-18kV	25/-
Scanning Coils, low imp. line and frame	25/-
Ferroxcube cored Scanning Coils and Line Output Trans., 10-15 kV., EY51 winding. Line Trans. Complete with circuit diagram, the pair	50/-
Frame Output Transformer	6/6
Scanning Coils low imp. line and frame	17/6
Frame or line blocking osc. transformer	4/6
Focus Magnets Ferroxcube	19/6
P.M. Focus Magnets, Iron Cored	19/6
Duomag Focallisers	22/6
300 mA. Smoothing Chokes	15/-
Electromagnetic focus coil with combined scan coils	25/-

STANDARD 35 mm.

Line Output Transformers 6.9 kV. E.H.T. and 6.3 v. winding.	19/6
Scanning coils. Low imp. line and frame	12/6
Ditto by Igranic	14/6
Frame or line blocking oscillator transformer	4/6
Focus output transformer	7/6
Focus Magnets:	
Without Vernier	12/6
With Vernier	17/6
Focus Coils, Electro-magnetic	12/6
200 mA. Smoothing Chokes	10/6

MAINS TRANSFORMERS

All 200-250 v. 50 c.p.s. primary, finest quality, fully guaranteed.
MBA/3. 350-0-350 v. 80 mA., 6.3 v. 4 a., 5 v. 2 a. Both filaments tapped at 4 volts. 19/6
MBA/7. 250-0-250 v. 80 mA., 6.3 v. 3 a., 5 v. 2 a. Both filaments tapped at 4 volts. 19/6
AT/3. Auto trans. 0-10-120, 200-230-240 v. 100 watts. 19/6
MT/340. Tapped input 200/250 v. 300-0-300 mA., 5 v. 3 amp., 6.3 v. 1.5 amp. 16/6
MT/341. Tapped input 250-0-250, 120 mA., 6.3 v. 5 amps., fully shrouded. 27/6

JASON F.M. TUNER

Special parcel containing data book, chassis, front panel, dial, drive tuning condenser, full sets of coils. I.F.'s ratio detector, etc. Post 2/6. **68/9**
DATA BOOK with price list 2/-.
Note: This tuner uses 4-6AM6 and 2 crystals and can be built for £8/15/-, plus 3/6 post.



TRUVOX "SENIOR" SPEAKER DRIVING UNIT (pressure type)

New and unused in maker's cartons. Power handling capacity 15 watts peak. With a 12ft. cinema horn will reproduce down to 17 cps. Listed at £7/15/-.
LASKY'S PRICE 59/6
Carr. 5/-.

RIISS RECEIVERS

Few only left. Let us have your enquiry. Prices from £7/19/6.

TEST PRODS. Red and black, fused and retractable. Complete with fuses. Pair **2/11**

MOVING COIL P.M. SPEAKERS

2 1/2 in., 3 in. and 3 1/2 in., 19/6.
5 in. | 6 1/2 in. | 8 in. | 10 in. | 12 in.
19/6 | 17/6 | 21/- | 29/6 | 29/6
6 1/2 in. with transformer 21/-
7 x 4 in. Elliptical 19/6
10 x 6 in. Elliptical 32/6

GOODMANS 12in. AUDIOM 50 P.M. SPEAKERS

10 watts. Limited number only. Listed at £6/15/-.
LASKY'S PRICE 97/6
Post free.

HI-FI ELECTROSTATIC SPEAKERS ("TWEETERS")

Easy to fit to any radio, TV receiver or amplifier. Full data and circuit diagram supplied.
LSH76. For outputs up to 6 watts, 8/-.
LSH518. For outputs of 10-12 watts, 12/8.
LSH100. For outputs up to 20 watts, 14/-.

LPH65. MOVING COIL TWEETER. Imp. 5.5 ohms, freq. range 2,000-2,300 50 c/s. For outputs up to 6 watts. 2 1/2 in. diameter. All post free. 39/6.

LASKY'S RADIO

42 TOTTENHAM COURT ROAD, W.1.

Nearest Station Goodge Street MUSEum 2605.

370 HARROW ROAD, PADDINGTON, W.9.

(Opposite Paddington Hospital) LAD 4075 and CUN 1979.

Open all day Saturday. Early closing Thursday (both addresses)

ALL MAIL ORDERS TO HARROW ROAD PLEASE



Stern's introduce...

A "fidelity" TAPE RECORDER

WITH EVERYTHING—EXCEPT A HIGH PRICE

IT INCORPORATES: The NEW TRUVOX Mk. IV TAPE DECK together with the "fidelity" MODEL HF/TR2 TAPE AMPLIFIER (both fully described on this page), and a Rola 10x6in. P.M. speaker.

● BEFORE CHOOSING YOUR TAPE RECORDER YOU SHOULD HEAR THIS MODEL—TRULY "HI-FI" RECORDINGS ARE OBTAINABLE and it is comparable to much higher priced Recorders.

Alternatively send S.A.E. for ILLUSTRATED LEAFLET.

PRICE... Including CRYSTAL MIKE and 1,200ft. reel of PLASTIC TAPE.

£49.10.0. (OR £3 EXTRA WITH REV. COUNTER.)

(Plus £1/10/- carriage and insurance, of which £1 is refunded on return of Packing Case.)

CREDIT SALE: Deposit £12/8/- and 9 monthly payments of £4/10/8.

HIRE PURCHASE: Deposit £24/15/- and 12 monthly payments of £2/5/11.

Home Constructors!

YOU CAN BUILD A PORTABLE TAPE RECORDER OR INCORPORATE "TAPE" IN YOUR RADIOGRAM.

WE MAKE SPECIAL PRICES TOP PURCHASERS OF TAPE EQUIPMENT (i.e. buyers of Deck and Amplifier together, etc..) SEND YOUR ENQUIRY TO US. H.P. and CREDIT SALE TERMS ARE AVAILABLE.

A COMPLETE KIT OF PARTS TO BUILD

The "fidelity" TAPE AMPLIFIER Model HF/TR2 including POWER SUPPLY UNIT

FOR ONLY **£12.0.0.**

(Plus 5/- carr. and ins.)



This amplifier has been expressly designed to meet the requirements of the enthusiasts for High Fidelity reproduction. It is based on a new design, completed by the Millard Technicians and only really high grade components are incorporated, truly HIGH FIDELITY Recordings are obtainable whilst "Hi-Fi" reproduction is assured by use of a high quality Output Transformer by Gileon. It incorporates a "magic eye" Recording Level Indicator, a two position equaliser for 3 1/2in. and 7 1/2in. speeds, and an effective Tone Control arrangement. Monitoring and Extension Speaker Socket are incorporated and in addition a position is provided to enable it to be used as an independent Amplifier for Gramophone Records or Radio Tuning Unit. Overall size: 11in. x 6in. x 6in. high. Suitable for nearly all makes of Tape Decks. When ordering, please advise make of deck in use. THE ASSEMBLY MANUAL, PRACTICAL DIAGRAMS, etc. are available for 2/9 or send S.A.E. brief details.

WE ALSO SUPPLY THE HF/TR2 ASSEMBLED AND READY FOR USE FOR **£18.0.0.** (Plus 6/- carr. & ins.) H.P. TERMS: Deposit £8 and 9 monthly payments of £1/9/4. CREDIT TERMS: Deposit £4 and 9 monthly payments of £1/9/4.

THE NEW TRUVOX MKIV TAPE DECK

THIS IS UNDOUBTEDLY ONE OF THE BEST TAPE DECKS ON THE MARKET. WE HAVE A FEW ONLY AVAILABLE

PRICE **£27.6.0**

(Plus 10/- carr. and ins.)



CREDIT TERMS: Deposit £8/17/- and 9 monthly payments of £2/10/-.

H.P. TERMS: Deposit £13/13/- and 12 monthly payments of £1/5/4.

SPECIFICATION:—● 3 B.T.H. shaded pole motors with silent friction drive eliminating wow and flutter. ● Push button controls, electrical and mechanically interlocked (patented). ● Patented electric type push button controlled brake. ● Inching to assist editing: tape loading on the drop-in principal accommodation for reels of 7in. diameter. ● Tracking sense. To British and American standards. ● Playing times: Up to 3 hours with L.P. Tape or 2 hours with Standard Tapes. ● Two tracks, side by side, with safety gap. ● Playing time indication by precision revolution counter or large visual type indicator plate, according to choice. ● Positive Azimuth adjustment of Record/Player Head. ● High Impedance Heads. ● The metal work is Gold Hammered finish. ● Overall size 14 1/2in. x 12 1/2in., from top of face of panel, overall depth 6in.

The Mk. IV DECK CAN ALSO BE SUPPLIED INCORPORATING PRECISION REV. COUNTER for £30/9/-. H.P. TERMS: Deposit £15/4/6 and 12 months of £1/8/3. CREDIT SALE: Deposit £7/12/8 and 9 months of £2/15/-.

STERN'S "COMPACT 5" AMPLIFIERS



The "Compact 5-2"

EXPRESSLY DEVELOPED FOR VERY HIGH QUALITY REPRODUCTION OF GRAM. RECORDS AND PARTICULARLY SUITABLE FOR HIGH QUALITY REPRODUCTION OF THE F.M. TRANSMISSIONS.

A 2-stage high sensitivity amplifier having SEPARATE BASS and TREBLE CONTROLS and designed to give up to approx. 5 watts with very pleasing quality. PRICE £8/6/-.

POWER SUPPLY. Is obtainable from a small separate Unit which apart from supplying power to either Amplifier, also has additional supply available for a Radio Tuning Unit. PRICE (additional to above), £2/10/-.

The "Compact 5-3" A 3-stage version of the "5-2" model but in this case having an additional stage and incorporating negative feedback. PRICE £6/16/-.

Stern's "fidelity" F.M. TUNING UNIT

A 5-Valve Tuner incorporating the latest Millard Permeability Tuned Unit. Price assembled less Power Supply: **£14.10.0**

(Plus 7/6 carr. and ins.) TERMS: (a) H.P. Deposit £7/5/- and 9 monthly payments of 18/4; (b) Credit Deposit £12/12/6 and 9 monthly payments of £1/6/7. Provides "Hi-Fi" reproduction with any make of Amplifier and many Radio Receivers. It incorporates: ● The latest Valve line-up—ECC85, 2 type 6F86 EP91 and 6EM30. ● A "Magic Eye" indicator. ● Power consumption is 1.7 amps. at 6.3 volts and 25 m/a. at 250 volts.

STERN'S "fidelity" COMBINED A.M. and F.M. TUNING UNIT

This is IDENTICAL to the Stern's P.M. TUNER illustrated above, but in addition incorporates the MEDIUM WAVE-BAND and thereby also provides a selection of foreign stations. Price **£18.18.0** (Plus 7/6 carr and ins.)

TERMS:—(a) H.P. Depos. £9/9/- and 10 monthly payments of £1/1/-; (b) Credit Deposit £4/15/- and 9 monthly payments of £1/14/7. Send S.A.E. if further data required.



THE ARMSTRONG MODEL AF105 AM/FM RADIOGRAM CHASSIS

Developed to meet the needs of those who require truly high quality radio and record reproduction but who, for reasons of expense or lack of room in existing or proposed cabinets, cannot consider the normal high-fidelity system. The A.F.105 is as good as, or better than, all but the most expensive Amplifiers, and Associated units. Independent and continuously variable Bass and Treble controls give a wide range of control. SEND S.A.E. FOR DETAILS.

PRICE **£37** (Plus 7/6 Carr. and Ins.) CREDIT SALE TERMS: Deposit £9/5/- and 9 monthly payments of £3/7/10. HIRE PURCHASE TERMS: Deposit £18/10/- and 12 monthly payments of £1/14/4.



Open Monday to Friday 9 a.m.—6 p.m. Saturday 9 a.m.—1 p.m.

STERN RADIO LIMITED

**AMPLIFIERS
PRE-AMPLIFIERS**

**HIGH FIDELITY
FOR THE
HOME CONSTRUCTOR**

**TUNING UNITS
RADIO RECEIVERS**

—COMPLETE KITS OF PARTS FOR THE "Hi-Fi" ENTHUSIAST—

QUALITY OF THIS NATURE HAS NEVER BEFORE BEEN OFFERED AT SUCH LOW COST.

The MULLARD '5-10' MAIN AMPLIFIER



This is the very latest design and needs no recommendation from us. Our kit is complete to Mullard's specification, including the latest GILSON ULTRA LINEAR OUTPUT TRANSFORMER and the entire MULLARD Valve line up. ALL SPECIFIED COMPONENTS are supplied.
PRICE OF COMPLETE KIT OF PARTS £11/11/0 (Plus 5/- carr. and ins.).

THE full SPECIFICATION and BUILDING INSTRUCTIONS for these three Units are available for 1/6 each. THEY include COMPONENT PRICE LISTS and simple "wire-to-wire" PRACTICAL DIAGRAMS.

STERN'S "fidelity" PRE-AMPLIFIER TONE CONTROL UNIT

"A design for the music lover"



Briefly it has inputs for all types of MICROPHONES, HIGH and LOW GAIN PICK UPS and a RADIO TUNING UNIT. It incorporates (a) GRAM EQUALISING CONTROL, (b) STEEP CUT FILTER, (c) Continuously variable BASS and TREBLE CONTROLS and a variable OUTPUT CONTROL which enables its use with any type of Amplifier.

PRICE OF COMPLETE KIT OF PARTS £6/6/0 WE ALSO OFFER IT ASSEMBLED READY FOR USE, £8/1/- (Plus 5/- carr. and ins.).

A COMPLETE KIT OF PARTS STERN'S "HIGH QUALITY" 8-10 WATT AMPLIFIER



Has power supply available for Radio Tuning Unit. Price of COMPLETE KIT OF PARTS £7/10/0 (plus 5/- carr. and ins.).
WE ALSO OFFER IT ASSEMBLED and READY FOR USE for £9/10/0 (plus 5/- carr. and ins.).
This amplifier has proved one of the most popular models yet offered to the HOME CONSTRUCTOR. It provides really excellent reproduction up to 8 watts, employing 6V6's in push-pull and incorporating negative feedback. Provides for the use of both 3 and 15 ohm Speakers. The Complete SPECIFICATION and BUILDING INSTRUCTIONS are available for 1/6.
"Wire-to-Wire" Diagrams are included and all Components are available separately.


SPECIAL PRICE REDUCTIONS . . . FOR PURCHASERS OF A COMPLETE "Hi-Fi" AMPLIFIER

WE WILL SUPPLY (a) COMPLETE KIT OF PARTS to build THE MULLARD "5-10" MAIN AMPLIFIER and the STERN'S "fidelity" PRE-AMPLIFIER-TONE CONTROL UNIT for £16/16/- or we will supply THE TWO UNITS MADE UP and READY FOR USE for £19/19/-. Terms: Deposit £9/19/6 and 12 monthly payments of 18/7, or £5 Deposit and 9 monthly payments of £1/16/7.

"MODERNISE YOUR OLD RADIOGRAM" IT IS MUCH CHEAPER THIS WAY!!

THE LATEST DESIGN OF COMBINED AM/FM REPLACEMENT RADIOGRAM CHASSIS and a NEW 4-SPEED RECORD PLAYER
STERN'S NEW "Fidelity" COMBINED AM/FM RADIOGRAM CHASSIS


A genuinely hand-made chassis providing really high quality on both Radio and Gram.



PRICE £26/15/0 (Plus 7/6 carr. and ins.).
TERMS: Credit Deposit £5/14/- and 9 monthly payments from £2/9/- . H.P. Deposit £13/7/6 and 12 monthly payments of £1/4/10.
BRIEFLY IT HAS:—
An 8 valve line up incorporating the latest MULLARD preferred-type valves. ● Provides complete coverage of the VHF/FM waveband plus the SHORT, MEDIUM and LONG waves. ● Has EL84's in Push-Pull, with negative feedback of 6 watts output. ● Employs "Piano Key" Selector Switch and a Variable Tone Control. ● Contains Gram input socket for both Crystal and Magnetic Pick-ups. ● Provides for use of either 3 or 15 ohm Speakers. ● Has "Magic Eye" Tuning Indicator. ● Dimensions 13in. x 9 1/2in. x 5 1/2in. Dial size 1 1/2in. x 5 1/2in.

THE NEW ARMSTRONG P.B.409 AM/FM RADIOGRAM CHASSIS

A "de luxe" Chassis for those who want the highest possible quality



PRICE £29/8/0 (Plus 7/6 carr. and ins.).
TERMS: Credit Deposit £7/7/- and 9 monthly payments of £2/14/- . H.P. Dep. £14/14/- and 12 monthly payments of £1/7/3.
BRIEF SPECIFICATION:—
A 9 valve line up employing the latest MULLARD preferred-type valves. ● Provides complete coverage of the VHF/FM Transmissions, plus the SHORT, MEDIUM and LONG waves. ● Has Push-Pull output, with negative feedback, for 6 watts Peak output. ● Quick action "Piano Key" Selectors and separate Bass and Treble Controls. ● Has "Magic Eye" Tuning Indicator. ● Two Gram inputs are provided, one for Crystal Pick-ups and the other for Magnetic types. ● Dimensions 13in. x 9 1/2in. x 8in. high, Dial size 1 1/2in. x 5 1/2in.

STERN'S "SUPER SIX" 6 Valve 3 Waveband Superhet



Provides good selection of stations and really good reproduction on both RADIO & GRAM.
PRICE ONLY £14.00 (Plus 7/6 carriage and ins.).
CREDIT TERMS: Deposit £3/10/- and 9 monthly payments of £1/5/8. H.P. TERMS: Deposit £7 and 10 monthly payments of 18/-.
BRIEF SPECIFICATION . . .
★ Delayed AVC on all wavebands
★ Preselection feedback
★ Modern valve line-up: 12A8S, 6BA6, 6AT6, two 6AQ5s and 5Z4 (or OCTAL VALVE equivalent)
★ Push-pull output gives approx. 6 watts
★ Connections on chassis for extension speaker, gram, and mains supply to gram.
★ Coverage 18-50 metres, 190-550 and 800-2,000
★ Overall size 11 x 7 1/2 x 8 1/2in. hgh, dial 3 1/2 x 4 1/2in.
★ A bronze dial escutcheon is available for 4/6.

SEND S.A.E. IF FURTHER INFORMATION IS REQUIRED ON THESE CHASSIS. . . . we recommend THE NEW COLLARO MODEL 456 4-SPEED Autochanger, and if a LOUDSPEAKER is required . . . we recommend THE 3- or 10-inch W.B. STENTONIAN "Hi-Fi" MODELS. We have SPECIALLY REDUCED PRICES for purchasers of a CHASSIS and RECORD PLAYER (and SPEAKER if required). SEND S.A.E. FOR DETAILS.

CASH ONLY OFFER!!

This latest B.S.R. MONARCH 4-SPEED AUTOCHANGER

£7/19/6 (Plus 5/- carr. and ins.).
● These units will autochange on all three speeds, 7in., 10in. and 12in.
● They play MIXED 7in., 10in. and 12in. records of same speed.
● They have separate sapphires for L.P. and 78 r.p.m., which are moved into position by a single switch.
● Minimum baseboard size required 14 x 12 1/2in., with height above 5 1/2in., and height below baseboard 2 1/2in. A bulk purchase enables us to offer these BRAND NEW UNITS at this exceptional price.



RECORD PLAYERS

THE VERY LATEST MODELS ARE OFFERED AT GREATLY REDUCED PRICES

● TRANSCRIPTION UNITS. ● 3- and 4-SPEED AUTOCHANGERS ● AUTOCHANGERS with MANUAL CONTROL POSITION. Send S.A.E. for ILLUSTRATED and DESCRIPTIVE LEAFLET.

PORTABLE CASE

Ideal for Record Players
Price £3.3.0 (Plus 3/- Carr. & Ins.)
Attractively finished in High Grade Rexine and Robustly constructed with initial measurements at 13 1/2in. x 15 1/2in. hgh. It will be seen therefore that it will accommodate all makes of Record Players including Autochangers. An uncut baseboard is also supplied.



SPECIAL CASH ONLY OFFER!!

A PORTABLE AMPLIFIER CASE

A good quality 2 Stage (plus Rectifier) GRAM AMPLIFIER together with a 6in. P.M. Speaker and this attractive PORTABLE CASE.



ALL FOR ONLY £8.7.6. The Amplifier incorporates the latest B.V.A. Valves, types ECC83, EL84, with EZ80 Rectifier and has separate BASS and TREBLE CONTROLS. THE CASE is attractively finished in Rexine, maroon and grey, and has space for almost any make of Autochanger. We also sell the two separately:

- (a) AMPLIFIER and 6in. SPEAKER £4 12 6
- (b) PORTABLE CARRYING CASE £3 17 6

**109-115 FLEET ST.,
LONDON, E.C.4.**
Phone: FLEet Street 5812-3-4

FOR GALLERS ONLY
We have in stock various KITS OF PARTS including F.M. Tuners, AM/FM Tuners, Midget Battery Portable and Mains Units, etc., etc. . . . We also have the most comprehensive stock of WIRELESS and ELECTRICAL COMPONENTS.

GLYNE RADIO LTD.



18, TOTTENHAM COURT ROAD, LONDON, W.1

MUSEum 5929/0095


(50 yards only from Tottenham Court Road Tube)

All post orders please to:—24-26, HAMPSTEAD RD., LONDON, N.W.1

EUScon 5533/4/5

THE JASON FM TUNER

Based on the booklet by Data Publications Ltd., 2/- post free, including our individually priced Parts List. Highly sensitive, free from drift. Incorporates 4 valves 6AM6 and 2 specially graded G.E.C. Crystals. The kit supplied includes drilled chassis with tuning condenser, scale calibrated in mc/s., and attractive bronze stove-enamelled front plate already mounted (illustrated). Front plate size 8in. x 5in. Chassis 7in. x 4 1/2in. x 1 1/2in. Complete standard kit £8/15/- plus 2/6 P. & P. Fringe area kit £7/15/- plus P. & P.



FM POWER PACK KIT. We can now supply complete kit for power pack suitable for the above F.M. tuner and any other similar type. Price for the complete kit is 37/6 only or 52/6 for ready assembled unit. This pack is extremely small, incorporating valve rectifier type 6X4 and built on chassis size only 6 x 4 x 1 1/2in. Optional extra for power pack. Buigin Octal Plug 2/3.

THE T.S.L. FM TUNER

We can now supply this FM/VHF adaptor either in kit form or fully assembled, wired and tested. Our price for the ready-built unit which incorporates its own power supply is £13/15/- only, tax paid, plus 5/- P. & P. or H.P. terms. Magic eye tuning indicator, just plug in, 19/- extra. Or the kit complete as specified £10/18/6 plus 3/6 P. & P. The Booklet "FM TUNER CONSTRUCTION" (32 pages) with full technical data and point-to-point wiring diagrams together with our separately priced parts list is available at 2/6 post free.

THE T.S.L. AM/FM CHASSIS 1957 Model

9-valve Superhet with F.M./VHF Band (4 wavebands). Push-pull output. Slow motion tuning drive. The tone controls have been given an extra wide range to embrace all types of recordings. A.C. 200/250 volts, 50 cycles only. CASH £27/6/-, Packing and carriage 7/6. H.P. terms available. Demonstrations at 18 Tottenham Court Road.

SEND FOR DETAILS OF OUR NEW AM/FM CHASSIS "THE CAVALIER." This wonderful offer includes THREE LOUDSPEAKERS at an ALL-IN price of ONLY £25, plus 7/6 C. & P. H.P. Terms available.

INTRODUCING THE NEW T.S.L. FM TUNER UNIT

This compact unit with built-in power supplies has been designed by craftsmen to standards which will satisfy the most critical enthusiast. Brief specifications: Valve line up: 6C08B, 2-6F89, EAB080, 6X4 and 6B50. Overall size: 10 1/2in. W. x 5 1/2in. H. x 6 1/2in. D. Dial size 10 1/2in. x 5 1/2in. Attractive plastic dial in Black and Gold with easy-to-read calibration. Control Switch, OFF FM & GRAM. and tuning. Pre-set gain control at rear of chassis. Control Switch, Co-axial output socket, 300 ohm aerial input socket and pick-up input socket on rear of chassis. Price £17/10/- plus 5/- P. & P.

DULCI

All Dulci products available ex stock. Illustrated leaflets and H.P. terms available. Dulci F.M. Tuner at £16/16/-. AM/FM Tuner type H4T at £20/17/-. AM/FM Chassis H4 at £24/6/6. Each plus 5/- p. & p. Demonstrating at Tottenham Court Road!

ANNOUNCING OUR NEW F.M. TUNER KIT!

(printed circuit) This is our printed circuit version of the Osrarm 912 F.M. Tuner—using T.C.C. printed circuit and condensers, incorporating 5 valves and two germanium diodes. Attractive black and gold dial, with gold escutcheon plate. Dial aperture only 5 x 2 1/2in. Osrarm F.M. booklet plus our additional instructions and individually priced components list—2/6 post free or the kit absolutely complete at £5/5/- plus 2/6 P. & P. Alignment service available if required. We are demonstrating at 18 Tottenham Court Road!

TELEVISION TURRET TUNERS 12 CHANNEL—"BEYONDAHEAD"

We have six types now available from stock, to cover Bands I and III—fully illustrated and descriptive leaflet available on request. Each unit is fully aligned and thoroughly tested before despatch. Valves employed are PCF80, PCF84 for AC/DC and ECF80 and ECC84 for AC. Price complete £27/7/-, 2/6 P. & P. All channels available. Type Sound MC/s Vision MC/s Heater

35S	38.0	34.5	Series
16S	19.5	16.0	Series
18P	19.5	16.0	Parallel
10S	10.5	14.0	Series
10P	10.5	14.0	Parallel

We have a large selection of in-built converters for all areas from 92/6; also aerials, low-loss co-axial cable at 6d. per yd. Are you on our mailing list?

ANOTHER CABINET BARGAIN—EXCLUSIVE!

This cabinet as illustrated below was originally manufactured for Decca, Ltd., at a price well in excess of our selling price! Originally intended for Projection T.V., lends itself to any conversion. Will accommodate all your equipment, up to 12in. P.M., record storage, and even cocktail cabinet! Handsome dark walnut veneer, two doors open in front. Measurements: 44in. high, 29in. wide, 19in. deep. Our price for strictly limited quantity is £11/19/6 plus 20/- insurance, packing and carriage. H.P. terms available.



Our advantageous H.P. terms are available on any single item over £5. Let us have your enquiries.

Please add postage under £1, or Cash with order, C.O.D. charge extra—open 9 a.m. to 6 p.m. Monday to Friday. Sorry but we close 1 p.m. on Saturday.

THE R.C. 2 AMP. BATTERY CHARGER KIT. Includes handsome well-ventilated black stove-enamelled steel box, size: 7 1/2in. x 3 1/2in. x 3 1/2in. Fully shrouded first quality transformer, brand new G.E.C. rectifier. Mains fuse, etc., for charging 6 or 12 v. batteries at 2 amp. Absolutely complete kit with full practical and theoretical instructions. Price 33/6 plus 2/6 P. & P. Can be supplied assembled and tested at 41/6 plus P. & P. Heavy duty crocodile clips suitable for car battery lugs, optional extra at 1/6 per pair.

TRANSISTORS—MULLARD TYPE O.C.71. Available ex stock at new list price of 24/- each, also O.C.70 at 21/- and O.C.72 at 30/-. BRIMAR T.S.I. 18/-. All post free.

SPECIAL PURCHASE! MANUFACTURER'S SURPLUS


Owing to favourable purchase we can offer strictly limited quantity of these handsome chassis. AC/DC 200/250 v. for Medium and Long Waves, plus gram position. Incorporates own frame aerial. Valve line-up: U107, N108, DH107, W107 and X109. Overall chassis size 12 x 6 1/2 x 7 1/2in. high. Attractive bronze dial with gold and cream lettering. Dial size 11 x 4 1/2in. Scale length 7 1/2in. Logging scale provided. Price £7/19/6 only, tax paid, plus 3/6 P. & P. H.P. terms, £4 deposit plus four monthly payments of 22/-.



Splendid unrepeatable offer!! Dulci F.3 Radiogram chassis

We have been very fortunate in being able to obtain a limited quantity of this well known and highly efficient chassis which we are able to offer at a greatly reduced price. Definitely the last few!

Specification:
Three waveband; long 1,000-2,000 metres; medium 187-540 metres; short 16-60 metres. Valve line-up: X79, 6BA6 or W7A7, 6AT7 or DEH7, EL84 or N709, 6X4 or U78.
Four controls, tone/on-off. Volume wavechange.
Tuning: output 4 watts matched to 3-5 ohms. Incorporates latest Ferrite Rod Aerial. Pick-up sockets and mains supply for Gram. motor. Overall dimensions: 12in. L. x 7in. D. x 7 1/2in. H. Attractive dial with red, gold and green lettering on black background. Size 1 1/2in. x 4 1/2in. Price only £10/5/- plus 3/6 P. & P.



JUST RELEASED! I!

THE NEW R.C. TRANSISTOR/CRYSTAL RECEIVER KIT


This receiver, covering medium waveband, which can be assembled in about 1 hour, will give amazing volume and tonal quality when used in conjunction with a good aerial and earth. Incorporating PNP Transistor and Germanium Diode. For headphone reception. Included with the kit of parts is a handsome plastic case in black and white, measuring 4 1/2 x 2 1/2 x 1 1/2in. This case accommodates the complete receiver, including battery. PRICE OF COMPLETE KIT: 25/- plus 1/3 P. & P. Lightweight high resistance headphones can be supplied separately at 15/- pair. If, however, the kit is purchased complete with headphones this will be supplied at a SPECIAL INCLUSIVE PRICE OF 37/6 plus 1/6 P. & P. Optional extra. 100ft. coil single 7/86 coloured P.V.C. covered wire, suitable for both aerial and earth. 2/6 only.



TRANSISTORS I 1! Now available, manufacturers' surplus transistors. Suitable for use in audio stages, etc., and for experimental purposes. P.N.P. type. Only 10/- each, post free. Blue spot type available for R.F. up to 1.6 Mc/s. 15/- each.

AM/FM KIT

Introducing the JASON AM/FM KIT or medium waves and F.M. As illustrated this is a very high quality chassis incorporating 5 of the latest miniature valves, plus DM70 magic eye. Kits are available for chassis complete with output stage at £15/5/-. Also less output stage but with own built-in power pack at £13/18/6 only. These are high fidelity units and exceptional value at these prices which include all required components and full constructional details. Fully illustrated Data Booklet with full construction details, plus individually priced component list, available per return of post at 2/- post free. Both plus 3/6 P. & P.



PRE-SET TUNER UNIT


(Manufacturer's surplus)

This is a two valve (TH41, VP41) superhet tuner unit covering, in original stage, two pre-set stations: Light and Home Service, with provision for adding a third station. Station selection is by means of an attractive illuminated Perspex knob. A small modification, the addition of a Germanium diode, is all that is required to enable this unit to be used in conjunction with any amplifier or tape recorder capable of supplying the necessary power: 200 v. D.C. at 20 m/s. 4 volts at 2 amps. heaters. Alternatively built-in power supplies may be added. This is an exceptionally well made unit producing a "clean," good quality output. Dimensions of Tuner: 8in. L. x 3 1/2in. W. x 7 1/2in. H. overall. Unit only 45/- plus 2/6 P. & P. We can also supply all the components for built-in power pack with full modification details at 20/-.


THE R.C.3/4 WATT AMPLIFIER KIT

Compare the advantages!

Treble, bass AND middle controls. For crystal or magnetic pick-up. A.C. Mains 200/250 v. Valve line-up: 6V6GT, 6BE7 metal 6X6GT. Negative feedback. Built on stove enamelled steel chassis, measuring only 8in. x 4in. x 1 1/2in. Four engraved cream knobs are included in the price of the complete kit with all necessary practical and theoretical diagrams at £4/5/- only, plus 2/6 packing and post or Instruction Book fully illustrated for 1/- Post free. This amplifier can be supplied assembled, tested, and ready for use at £5/5/- plus P. & P. Hearing is believing.



THE "ECONOMY FOUR" T.R.F. KIT. A three-valve plus metal rectifier receiver. A.C. mains 200/250 v. Medium and Long waves. We can supply all required components right down to the last nut and bolt. Valve line-up 6X7, 6J7 and 6V6. Chassis ready drilled. Cabinet size 12in. long by 6in. high by 5in. deep—Choice of Ivory or brown Bakelite, or wooden walnut finish cabinet. Complete instruction booklet with practical and theoretical diagrams. Each component brand new and tested prior to packing. Our price £5/10/- complete—Remember this set is being demonstrated at our shop premises! We proudly claim that our fully illustrated instruction booklet is the most comprehensive available for this type of receiver—Booklet available at 1/6 post free. This is allowed if kit is purchased later. Plus 2/6 packing and carriage for complete kit.



THE "SUPERIOR FOUR" KIT. Our superior four-valve receiver. A.C. mains, 200/250 v. M. and Long waves. As with our very successful "Economy Four" all required components as supplied. Valve line-up: 2 6X7, 6 X6GT and 6 V6GT. Chassis ready drilled. Cabinet size 10 1/2in. x 10in. wide. Maximum depth at base 5in. tapering to 3 1/2in. at top. Sloping front. Very attractively finished in light walnut and peach. Each component brand new and tested prior to packing. Complete instruction booklet with practical and theoretical diagrams is provided. Booklet available at 1/6 post free. Our price for complete kit, £6/9/6. Please add 2/6 packing and carriage. If preferred, we can supply Cabinet Assembly only, comprising Cabinet and bracket wave-change switch, dial, pointer, drum pulleys drive spindle, drive spring and knobs, at 45/-, plus 2/6 packing and carriage. N.B.—Our kits are even supplied with sufficient solder for the job.

N.B.—All our T.R.F. Kit circuits now include specially wound Denco "Max-Q" coils on polystyrene formers, improved performance. Price remains the same.

SURPLUS BARGAINS—METERS

F.S.D.	Size	Type	Fitting	Price
50 microamp	D.C. 4in.	M.C.	Rectangular	110/-
50 microamp	D.C. 3 1/2in.	M.C.	F.R.	95/-
100 microamp	D.C. 2 1/2in.	M.C.	F.R.	45/-
200 microamp	D.C. 2in.	M.C.	F.R. (Tropicalised)	30/-
200 microamp	D.C. 2 1/2in.	M.C.	F.R.	30/-
500 microamp	D.C. 2in.	M.C.	F.R.	18/6
1 mA.	D.C. 2in.	M.C.	F.R.	17/6
1 mA.	D.C. 2in.	M.C.	F. Sq.	22/6
1 mA.	D.C. 2in.	M.C.	F. Sq. (1954 manufacture by Elliott)	95/-
1 mA.	D.C. 2 1/2in.	M.C.	Desk Type	30/-
50 mA.	D.C. 2in.	M.C.	F. Sq.	8/6
100 mA.	D.C. 2 1/2in.	M.C.	F.R.	10/6
1 amp.	R.F. 2in.	Thermo	F. Sq.	6/6
120-0-120 amp.	R.F. 2 1/2in.	M.C.	F. Sq. (shunt required)	10/-
150 amp.	A.C. 4in.	M.I.	R.P. (shunt required)	42/-
1 amp.	R.F. 2 1/2in.	Thermo	R.P.	7/6
3 amp.	R.F. 2in.	Thermo	F. Sq.	6/-
20 amp.	D.C. 2in.	—	R.P. (with shunt)	10/6
30 amp.	D.C. 2 1/2in.	M.I.	F.R.	12/6
15 volt	A.C. 2 1/2in.	M.I.	F.R.	10/-
15-0-15 volt	D.C. 2 1/2in.	M.C.	F.R.	17/6
300 volt	A.C. 2 1/2in.	M.C.	F.R.	35/-
300 volt	A.C. 3 1/2in.	M.I.	F.R.	30/-

SPECIAL U.S. 0-1 mA. 2 1/2in. taken from equipment but perfect, 22/6 each. R.P. = Round Projection. M.C. = Moving Coil. Thermo = Thermo-coupled. F. Sq. = Flush Square. F.R. = Flush Round. M.I. = Moving Iron.

METER RECTIFIERS. 1 mA. by G.E.C. at 6/6, also 5 mA. by G.E.C. at 6/6.

METER SPECIAL. We have a limited quantity of aircraft electrical thermometers. Brand new, by Weston, 2in. moving coil meter, flush square fitting. These meters have a luminous scale graduated 40-140 degrees centigrade, but the full scale deflection is approximately 150 microamps! Price 12/6 each only, plus 1/- P. & P.

SPECIAL PURCHASE!! LIMITED QUANTITY ONLY.

A.A. PREDICTOR MK. I—OSCILLOSCOPE No. 11. This ex Govt. unit readily lends itself economically to conversion to oscilloscope for domestic use. For 115 volt or 230 v. 50 cycle A.C. mains—comprising 2 1/2in. C.R.T. Type AC110-4-EP91, EBC38, 6J5, 6X50GT, 8U2150 A and EA50. Continuously variable and stepped attenuator on Y amplifier. Internal X and Y shifts. Brightness and focus controls. Time base speeds can be increased by simple modification to cover 3 c/s to 30 kc/s. Overall measurements of chassis as illustrated are 7in. high, 12in. deep and 1 3/4in. long. This unit, which is of recent manufacture and absolutely brand new, is offered at £12/10/- plus 1/6 packing and carriage. This is a fraction of original cost and a bargain not to be missed! Circuits and full details are supplied.

SPECIAL PURCHASE from Ministry BRAND NEW No. 17 Mk. II TRANSMITTER/RECEIVER

Built into strong wooden cabinet, 15in. x 14in. x 9in. Complete with headphones and microphone. Range 5-8 miles with simple aerial. Frequency coverage 44-61 mc/s. (5-7 metres). Uses standard 120 v. H.T., and 2 volt L.T. batteries. Complete with full operating instructions. 59/6, plus 3/6 P. & P. No. 17 Mk. II, as above, but secondhand, in good condition and complete. 45/-, plus 3/6 C. & P.

BEACON TX/RX. (Mint condition.)

Comprising: Transmitter/receiver unit, telescopic antenna, pair lightweight headphones, co-ax cable, connecting leads, plugs etc., contained in excellent quality haversack. Supplied complete with valves: 5-8A5, 3-1S5, 1-1R5, 2-2V. vibrator packs, also comprehensive illustrated manual. Frequency coverage 214-234 Mc/s. Size: 12in. x 10in. x 5in. Weight: 25lb. Limited quantity only at 72/6, plus 2/6 C. & P.

THE R.C. RAMBLER ALL-DRY PORTABLE KIT Full assembly details with practical and theoretical diagrams can be supplied at 1/6 post free. This is a truly professional 4-valve superhet—all dry—for medium and long waves. A cream plastic top panel, with dial engraved in red and green adds to the very imposing appearance of this model which is housed in attractive cream and grey leatherette covered attache-case type cabinet, measuring only 9in. x 7in. x 6 1/2in. Weight less batteries 4 1/2lb., with batteries 6 1/2lb. This set really has everything. Built-in frame aerial, high quality, extremely sensitive, and very adequate volume from the 6in. speaker. Valve line-up 3V4, 1R5, 1S5, 1T4. Also the required components, exactly as specified, including cabinet, can be supplied from stock at the special inclusive price of £7/7/- plus 2/6 p. and p. (less batteries). Uses Ever-Ready 90 v. H.T. type B126 at 10/-, Also L.T. 1.5 v. A.D. 35 at 1/6. **RAMBLER MAINS UNIT!** At last we are able to offer our special mains units kit for using our popular all-dry "Rambler" on A.C. Mains. Complete kit, which when assembled fits snugly into battery compartment, can be supplied at 47/6 plus 1/6 packing and postage. Price includes all required components, and full assembly instructions. N.B.—This unit is completely self-contained in a metal box measuring 7in. x 2 1/2in. x 1 1/2in. and is ideally suitable for ANY all-dry battery portable requiring 90 v. H.T. and 1.5 L.T.



THE R.E.P. 1-Valve RECEIVER. All-dry battery operation, for use with headphones. The complete kit is available at 42/-, less batteries plus 2/- P. & P. or full instructions at 9d. post free.

COIL PACKS. Manufacturers' Surplus. Miniature size, only 2 1/2in. x 3 1/2in. x 1 1/2in. deep. Iron-cored. For L., M. and S.W. with gram. position. Switch has 2in. spindle. Absolutely brand new, complete with circuit. Price only 27/6 plus 1/6 P. & P. A snap!

RECORDER AMPLIFIER

(Well known manufacturer's surplus.) This is a brand new amplifier designed for use with a famous wire recorder. A simple modification is all that is required to make this unit ideal for use with any Tape Deck, being very compact it is particularly suitable for inclusion in portable equipment. Specifications: valve line-up: 7C5, 12A7U, 6BR7, 6BR7, 8X4. Neon Record Level Indicator. Controls: Volume/Record Level, Tone Control, Record/Playback Switch. High and Low level inputs for Mike and Radio. External Speaker Socket. Built-in 5in. Loudspeaker with High Flux magnet. Separate Power Pack. Dimensions: Amplifier 5 1/2in. H. x 1 1/2in. W. x 2 1/2in. D. Power Pack: 6 1/2in. x 6in. x 5in. High (overall). Full modification details are supplied. Price £8/19/6, P. & P. 3/6.

ANOTHER WINNER SMALL PORTABLE GRAM AMPLIFIER. This little amplifier is built around a PRINTED CIRCUIT and employs the very latest highly efficient valve type ECL82. It is ideal for use where space is limited. Although of such small size, 7in. x 5 1/2in. x 2in. (overall) with a control panel 3 1/2in. x 1 1/2in. reproduction is excellent. A wide range tone control is provided. Output approx.: 3 watts. For use on A.C. mains 200/250 v. **NOTE THE PRICE: 59/6 plus 2/- p. & p.**


VALVES: We have perhaps the most up-to-date valve stocks in the trade. A stamp will bring complete list but the following is a selection of brand new imported valve types, fully guaranteed. P.T. paid. EAF30 10/- DF96 10/6 PL81 13/6 EAF42 10/- DF96 10/6 PL82 10/6 EB41 7/6 DK92 10/6 PL88 11/6 EB91 7/6 DK96 10/6 PY80 9/- EBC41 10/- DL96 10/6 PY82 9/- EBF80 11/6 or 39/6 per PY83 11/6 EOC81 9/- set of four UB041 10/6 ECC82 9/- DL70 9/- UCH2 11/6 ECC83 9/- EL41 10/6 UCH3 9/6 ECC84 13/6 EL42 10/6 UL41 10/6 ECC85 10/- EL84 11/6 UX41 9/- ECF82 13/6 EM80 9/- 6AQ5 8/8 ECH42 11/6 EY51 11/6 6AT6 8/6 ECH31 11/6 EY85 13/6 6AU6 8/6 ECL80 11/6 EZ40 8/6 6CA5 8/6 ECL82 12/6 EZ80 8/6 6BE8 8/6 EP41 10/6 EZ81 9/6 6BW6 8/6 EP80 9/- PCL82 12/6 6X4 6/6 EP85 10/6 POF80 12/6 35W4 7/6 EP86 12/6 POF82 12/6 60B5 10/- POF83 12/6 60C5 8/6

In addition we naturally have all usual surplus types available such as 6V6GT, etc. All in our valve price list!

LOOK !!! A first-class SIGNAL GENERATOR that YOU can afford. The "Weyrad" type S.G.M.1 covers 100 kc/s to 70 mc/s in 6 bands, on Fundamentals, with an accuracy better than ±2%. Switched Audio Mod.: 500 c/s. For use on A.C. Mains 100/250 v. 50 cycles. Fully illustrated leaflet available. Price Only £12/10/- plus 2/6 P. & P. H.P. available.

GRAMOPHONE MOTORS are in SHORT SUPPLY!

COLLARO AC.3/554: Three speed, single player for A.C. mains 200/250v., cream finish, complete with turn-over crystal pick-up, incorporating the well-known high output "T" type head. Strictly limited quantity at £6/19/6 plus 3/6 p. and p.



FOUR-SPEED CHANGERS The new B.S.R. 4-speed auto-changer in attractive cream and gold finish now available from stock at £8/15/- only, plus 3/6 p. and p. H.P. terms available.

THE "R.C. STALLION." This is the latest addition to our range of gramophone amplifiers and is supplied complete with high flux 8in. P.M. speaker and baffle. Incorporating three octal-type valves, 6Q7, 6V6 and 6X5, this robust and well made unit is ideal for use in the larger type of record player or radio-g.

It is equally suitable for use in conjunction with a radio feeder unit. Separate bass and treble controls are provided; also provision is made for an extension speaker and mains supplies to gram. motor. Output approx. 4 watts. Size overall: 13in. x 4in. x 9in. high. For use on A.C. mains 100/200/250 v. Price £5/19/6, plus 2/6 P. & P. This amplifier will fit our portable cabinet type "G" without modification. Cabinet price 85/-, plus 6/6 P. & P. Will also accommodate any standard Record Changer! **RECORD PLAYER CABINETS**—to suit all types of single record and auto-changer units. Priced from 45/- Send stamp for fully illustrated list.



10in. CABINET SPEAKER. Ideal for P.A. etc. Comprises solid wood cabinet complete with carrying handle. Painted dark brown; with built-in good quality 10in. P.M. speaker, 3 ohm speech coil, complete with lead and Irganic Jack plug. Brand new. Price only 45/-, plus 3/6 P. & P.

CLYNE RADIO LTD.

18, Tottenham Court Road, London, W.1.

There is always a fine selection of equipment at

LABORATORY RESISTANCE BRIDGE

A Standard Resistance Box containing 22 hand-wound non-inductive resistance coils of manganin (co-efficient of expansion .000006) which provides a 1 to 11.110 ohm standard at 60°F in 1 ohm steps for meter calibration, etc. The coils are connected to heavy machined brass blocks in which shorting plugs are arranged to form the two ratio arms and variable arm of a Wheatstone bridge.

The ratio arms of x 1/100, x 1/10, x 1, x 10 and x 100 enable the variable arm to measure by direct comparison unknown resistances between .01 and 1,111,000 ohms.

Heavy brass binding posts, an infinity plug, battery and galvo keys, and ratio arms isolating link incorporated. New in teak box with operating instructions and explanatory circuits. Size 5½ x 6 x 8in.: £2/10/-, plus 5/- p.p. Size 10 x 6½ x 6¼in.: £3/10/-, plus 8/6 p.p. (Larger unit is of superior finish with ebonite insulated shorting plugs.)



BENDIX TRANSMITTERS TYPE T.A.12B

Master oscillator type transmitter. Four-channel 40W. operation, provides telephone, CW or MCW in frequency ranges of 300-600 kc/s, 3-4.8 Mc/s, 4-6.4 Mc/s, 4.37-7 Mc/s. Each of the 4 channels has its own oscillator and uses a 12SK7. The IPA stage consists of an 807 while the PA is two 807s in parallel. Size 10½ x 6½ x 15¼in. Price £3/15/-, plus 10/- carriage.

R.F. UNITS

R.F.25 40-50 Mc/s. Switched Tuning. Valved 9/6 each

R.F.26 50-65 Mc/s. Variable Tuning. Valved. Damaged dials .. 20/- each

Perfect dials 25/- each

Packing and postage 3/- each type.



MAGSLIPS

2in. Magslips 50V 50 Cycle A.C. transmitter and receiver units. Accurate to 1/10th of 1°. Guaranteed in good working order. Price 30/- pair, plus 3/- p.p.



AN/APN.1 TRANSDUCER

This Unit consists of Magnet and Coil which is attached to an aluminium diaphragm suspended freely and perforated to prevent air damping. Mounted on a Ceramic cover which sits over the diaphragm is a form of 2-gang capacitor which has a swing from 10-50 pF.

The above unit is used as part of Wobulator described on page 252 of the June "Wireless World." Price 7/6 p.p.

COWL GILL MOTOR

THE PERFECT BEAM ROTATOR. This motor was designed to run on 24 volts D.C. but will successfully operate on 6 or 24 volts D.C./A.C. if the magnetic clutch is removed (not needed for use in conjunction with Beam rotating, as reduction gears are sufficient to stop wind movement).

There is a limit switch incorporated which allows rotation of 2½ turns in either direction (co-axial cable can be used instead of slip rings on mast). Speed can be varied by voltage input. Easily waterproofed for exterior use. Size 12in. L. x 4in. Dia., ¼in. splined drive. Price 25/- each, plus 3/- p.p.

I.F. AMPLIFIER UNIT

460 kc/s with IT4. Brand new and boxed. Fully screened in plug-in box. Size 2½ x 1 x 4¼in. Price, with circuit, 10/- each, plus 1/- p.p.



RADIO ALTIMETER

5 mA panel mounting meter, 3in. dia., 8in. circular scale. Large magnet. Scale easily removable leaving finished face-plate for re-calibration. Basis for sensitive portable multimeter. Brand new, boxed, 7/6 post free.

BOOST GAUGES

2in. dia.; suitable after minor adjustment as car induction manifold meter. 2/6 p.p.

BENDIX INVERTER

Type 12123-1-A. 24 volt D.C. input. 115 volt 3 phase 400 cycle .5 amp. Size 9in. long, 4in. dia., 6in. high including connector box and voltage regulator. Price £4 each, plus 5/- p.p.

COMMUNICATIONS RECEIVER CG.46116

(General Electric, U.S.A.) Highly sensitive receiver 1,500 to 9,000 kc/s (200-232) metres continuous coverage with overlaps in 4 channels. 3 I.F. stages, 2 R.F. stages and I.F. break-through trap. B.F.O. and O/P. Valve line-up: 5 12SK7s, 12K8, 12SR7, 12A6. Neon static in antenna circuit. Fully valved, £8/10/-, plus 10/- pack. and carr.

EDDYSTONE 358

COMMUNICATIONS RECEIVERS (B34)

Range 40 kc/s to 31 Mc/s covered with 10 plug-in coils; only 4 coils available covering 1,250-2,100 kc/s, 2,100-4,500 kc/s, 4,500-9,000 kc/s, 9,000-22,000 kc/s. Selectivity: 2 kc/s at 2.5 db down; 5 kc/s at 35 db down; 150 c/s at 4 db down. Supply required: 6V 1.4A; 175/200V 65mA. **CIRCUIT:** variable mu pentode H.F. Amplifier, Triode-Hexode frequency changer, two I.F. Amplifiers (450 kc/s), A.V.C./Detector/A.F. Amplifier, output stage, B.F.O. Valve check Meter. £7/-/- without power supply. Plus £1 packing and carriage.

BEACON RECEIVER BC1206A

Covering 200-400 kc/s. Valve line-up: 6K7 RF; 6SA7 frequency changer; 6SK7 I.F. amplifier; 6SQ7 det; 28D7 O/P.

This was designed to run on 24/28V D.C. HT/LT. Excellent basis for car radio; size 6 x 5 x 4in. Good working order. £3/5/- each, plus 5/- carr.




APQ.2. RADAR/JAMMING UNIT

Freq. 450-710 Mc/s. Containing 931a Photo Multiplier Cell complete with resistance network and lightproof box. Wide band amplifier. 2 6AC7, 1 6AG7, 2 388A. This unit is similar to the APQ.9 Jamming Unit. Brand new £5, plus 10/- carriage.

RECEIVER UNIT Ex 1143A

10.72 Mc/s. I.F.s: Frequency 100-120 Mc/s., suitable for conversion to 2 metres and Wrotham.

Owing to a large purchase we can offer these units fully valved, with circuit diagram at 25/- each, plus 3/- post/packing. Valve line-up: (4) EF50, (1) EL32, (2) EF39, (1) EBC33, (1) EA50.



U.S.A. ALTITUDE SWITCHES

Totally enclosed incremental network of 14 x 2.5K ohms 10% 1 watt resistors on two bank 11 way Yaxley type switch unit. Insulated mounting range and handsome glass covered dial with large central switch knob covering 11 positions in steps of 25 "feet." Rear socket, 4 connections to network and earthing point for screening. 3in. dia. x 5in. long. Brand new, boxed. 4/-post free.

All these fine offers are on display at ➔


PROOPS

BROS. LTD. —

The Walk-around Shop

ABSORPTION WAVEMETER

Easily converted to 2 metres or 70 cm. In Copper-plated metal case $3\frac{1}{2} \times 4\frac{1}{2} \times 5\frac{1}{2}$ in. with dial calibrated 0-100 and 80 v. Neon tube. Coverage approx. 190-210 Mc/s. New, 6/6 each, post paid.



RELAYS

Sensitive Single Pole change-over 2,000 ohm Coil. 10 volt D.C. Mounted on insulated base $2\frac{1}{2} \times 2\frac{1}{2} \times \frac{1}{2}$ in. American manufacture. New and boxed. Price 12/6, p.p.

4 Pole change over. Miniature Relay 200 coil. 24-27 volt D.C. Size $1\frac{1}{2} \times 1\frac{1}{2} \times 1\frac{1}{2}$ in. American manufacture. Price 7/6, p.p.

E.M.I. TEST EQUIPMENT FOR AMATEURS

SPOT FREQUENCY MARKER. Type AD/U405. Operating on a frequency of 1 Mc/s and generating harmonics at 1 Mc/s intervals up into the V.H.F. range.

V.H.F. GRID DIP OSCILLATOR. Type AD/U406. Frequency may be varied over the range 65-150 Mc/s and accuracy is within $\pm 2\%$ at all frequencies within this range. Consumption 0.3 Amp. at 6.3V and 3mA at 150-250V. A stabilised power supply is not essential.

ABSORPTION WAVEMETER. Type AD/U408. This consists of a variable tuned circuit, across which is connected a germanium crystal in series with a 500 microammeter. Frequency range is continuous from 1.6-30 Mc/s. Accuracy is within $\pm 2\%$.

V.H.F. ABSORPTION WAVEMETER AND FIELD STRENGTH METER. Type AD/U409. Of similar design to the Absorption Wavemeter, but for operation in the frequency range 65-150 Mc/s, accuracy being within $\pm 2\%$ over the specified range. The external coupling element consists of a single turn loop connected to the instrument by 2ft. of co-axial cable. A terminal is provided for the connection of a short rod aerial, to enable comparative field strength checks to be made, and, using such an aerial, the instrument can also be used as a carrier shift indicator, as a check on over-modulation of transmitters. The case, finished in pale green, with rubber feet, measures $8\frac{1}{2} \times 4\frac{1}{2} \times 2\frac{1}{2}$ in.

GENERAL PURPOSE POWER SUPPLY UNIT. Type AD/U410. L.T. supply being isolated from earth. A separate H.T. "On/Off" switch is provided. Input: 200-250 volts, 50 cycles A.C. only. Output: 6.3 volts at 2 amps. approx. and 250 volts at 60mA (unstablised). Dimensions: $8\frac{1}{2} \times 4\frac{1}{2} \times 5\frac{1}{2}$ in.

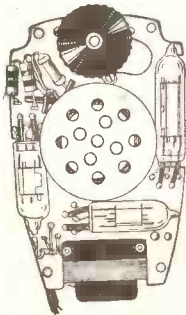
All Above Units New and Boxed

AD/U 405-406-408-409	£3/10/- each
AD/U 410 Power Unit	£4 each

Postage and packing 3/-.

HEATER ELEMENTS

230 volt 500 watt. Size $10\frac{1}{2}$ in. long, $1\frac{1}{2}$ in. wide, $\frac{1}{2}$ in. deep. This unit is totally enclosed and could be termed a Black Heater. Flanges turned up at either end, drilled for $\frac{1}{4}$ in. clearance makes easy fixing. Superb element for heating greenhouses, the home (preventing freezing, etc.). Price 5/- each, post paid.



Incorporating high "Q" technique using the New Ferrite rod. Made possible by simple conversion of an ex-Govt. Hearing Aid. Size $3\frac{1}{2}$ in. x $2\frac{1}{2}$ in. x $1\frac{1}{2}$ in.

Technical Details. A Germanium Diode Detector circuit followed by the existing 3 valve Amplifier, giving adequate amplification throughout the medium wave band.

This conversion can be carried out in approximately 30 minutes.

SEE and HEAR this Miniature POCKET RADIO demonstrated.


THE COMPLETE KIT OF PARTS includes a Type OL10 Hearing Aid (with Crystal microphone) in perfect working order with miniature earphone and moulded ear insert attached; ferrite rod, germanium diode, components, circuit diagram and full instructions.

PRICE £2 6s. 0d. post paid

ALL COMPONENTS SOLD SEPARATELY

Deaf Aid Unit with earpiece...	£1 15 0
Plastic Ear mould	2 0
Ferrite Rod	5 0
Conversion Components	4 0
Batteries 1.5 v. L.T. (Type D 18)	8
30 v. H.T. (Type B 119) ..	4 3

NOTE: As the crystal microphone is not used in the Pocket Radio, it can, if desired be used as a general microphone and it does not require a matching transformer.



'S' BAND PRECISION WAVEMETER

2,900 to 3,150 Mc/s. TEST SET 288 A.M. Ref. 10SB/6161. Comprising exceptionally rugged silver-plated Wavemeter Type 1665, resiliently mounted and directly tuned by $1\frac{1}{2}$ in. dia. calibrated micrometer with $6\frac{1}{2}$ in. thimble scale. Temperature correction for micrometer attached. Resonance indicated on 100 microamp meter. Equally suitable for laboratory using milliwatt powers or, with loose coupling, for high powers. UR21 connecting cable and coupling probe supplied. Brand new in robust moisture-proof case with jacking-off screws and tool. Price £15, plus £1 packing and carriage.

GYRO UNIT AND INVERTER

Inverter: 12 volt D.C. input, 3 phase 190 cycle output. (These inverters can be used successfully as 12 v. D.C. Motors for Models). **Gyro Unit:** operates on 3 phase output from Inverter. Peak speed 11,400 r.p.m. Caged. Precision made equipment. These units are ideal for experimenting and demonstration purposes. Size: Inverter $4 \times 3 \times 3\frac{1}{2}$ in.; Gyro $4\frac{1}{2}$ in. dia. incl. cage. Price 12/6 per pair, plus 3/- p.p.

HEATER TRANSFORMERS

6.3 volt, $1\frac{1}{2}$ amp.; brand new 6/6, plus 1/- p.p.

SMALL MAINS TRANSFORMERS


Input 230V 50 cycles, output 250V 40 mA, 6.3V 1.5A. Size $3.9 \times 2.4 \times 2\frac{1}{2}$ in. Ideal for TV converters. Price 12/6 each, plus 1/- p.p.

CHARGER TRANSFORMERS

For 6 or 12 volt; 230 volt 50 cycles input, 9 and 17 volt 3 amp. output. Price 15/6 each, plus 1/- p.p.

POWER UNIT Type 173

24 volt D.C. input, 120 v., 60 mA. output. Containing Vibrator Transformer, 12 volt Vibrator, two 120 volt Selenium Rectifiers. Chokes and Condensers. Size $10\frac{1}{2} \times 6 \times 3\frac{1}{2}$ in. Price 12/6, post paid.



POST OFFICE COUNTERS

3 ohm, 4 figure no reset; size $5 \times 1\frac{1}{2} \times 1\frac{1}{2}$ in. 5/- each p.p.

STUD SWITCHES

20 segment $\frac{1}{8}$ in. studs, base $5\frac{1}{2}$ in. square with handle and housing. New and boxed, 5/- each, plus 1/6 p.p.

SPECIAL OFFER—MALLORY VIBRATOR PACKS

12 volt, 150 volt 40 mA. Brand new and boxed, size $5\frac{1}{2} \times 5\frac{1}{2} \times 3\frac{1}{2}$ in. 12/6 p.p.

Make a miniature POCKET RADIO

Incorporating high "Q" technique using the New Ferrite rod. Made possible by simple conversion of an ex-Govt. Hearing Aid. Size $3\frac{1}{2}$ in. x $2\frac{1}{2}$ in. x $1\frac{1}{2}$ in.

Technical Details. A Germanium Diode Detector circuit followed by the existing 3 valve Amplifier, giving adequate amplification throughout the medium wave band.

This conversion can be carried out in approximately 30 minutes.

SEE and HEAR this Miniature POCKET RADIO demonstrated.

THE COMPLETE KIT OF PARTS includes a Type OL10 Hearing Aid (with Crystal microphone) in perfect working order with miniature earphone and moulded ear insert attached; ferrite rod, germanium diode, components, circuit diagram and full instructions.

PRICE £2 6s. 0d. post paid

ALL COMPONENTS SOLD SEPARATELY

Deaf Aid Unit with earpiece...	£1 15 0
Plastic Ear mould	2 0
Ferrite Rod	5 0
Conversion Components	4 0
Batteries 1.5 v. L.T. (Type D 18)	8
30 v. H.T. (Type B 119) ..	4 3

NOTE: As the crystal microphone is not used in the Pocket Radio, it can, if desired be used as a general microphone and it does not require a matching transformer.



NOTE: Carriage prices quoted apply only to England and Wales.

PROOPS

BROS. LTD.

DEPT. 'W,' 52 TOTTENHAM COURT ROAD, LONDON, W.1

Shop hours 9 a.m. to 6 p.m.—Thurs.: 9 a.m. to 1 p.m.

Head Office : Telephone: LANgham 0141
Mail order enquiries : Telephone: EUSto 8812

OPEN ALL DAY SATURDAY

G.W. SMITH & CO

(RADIO) LIMITED

Phone: GERRARD 8204/9155

Cables: SMITHEX LESQUARE

3-34 LISLE STREET, LONDON, W.C.2

AMERICAN LIGHTWEIGHT HEADPHONES

Magnetic type, resistance 50 ohms. Fitted with rubber earmoulds to fit inside the ear. Best quality, ideal for communication receivers, etc., supplied with lead, brand new, 15/- each P.P. 1/6.

BENDIX COMMAND TRANSMITTERS. Complete with all valves and crystal. Coverage 2.1 to 3 Mc/s., 29/6 each. Coverage 4 to 5.3 Mc/s., brand new, 29/6. P.P. 3/-.

HEAVY DUTY L.T. TRANSFORMERS. Input 230 volt 50 cycles. Output 17.5 volts 35 amps. (service rating, OK 50 amps). Brand new, 72/6 each. P.P. 5/-.

0/1 MA. METERS



Brand new moving coil meters, round flush mounting with 2 1/2 in. scale, calibrated 0/300 volts. Price 25/- each. P.P. 1/-.

8 MFD. PAPER CONDENSERS. Brand new TCC. Visconol type, 750 volts working, 5/6 each. P.P. 1/-.

COPPER AERIAL WIRE. Ex-U.S.A., 300ft. reel, 3/6. P.P. 1/-.

HEAVY DUTY SLIDER. 1 ohm 12 amps. Brand new, 6/6. P.P. 1/9.

HEAVY DUTY MAINS ISOLATING TRANSFORMERS

Specification:—Primary 230 volts 3 amps. Secondary 230 volts 3 amps. (Service rating, OK 5 amps.). Ideal for laboratory or workshop use. Supplied brand new in original transit cases, £6/10/- each. P.P. 10/-.

INSTRUMENT POTENTIOMETERS. Brand new Colvoren type, 100,000 ohms, 10 watts, 3 1/2 in. dia. Ideal for bridges, etc., 10/6 each. Ditto, twin gang, 5,000 ohms, 10/6 each. P.P. 1/6.

450 KC/S B.F.O. UNITS. Brand new and complete with 155 valve, fully screened in aluminium case only 8/6 each. P.P. 1/-.

ROTARY CONVERTORS

Input 24 volts D.C. Output 230 volts 50 cycles, 100 watts. Supplied brand new, 92/6 each. P.P. 5/-.

ALUMINIUM CHASSIS

Best quality, 18 s.w.g. Four sided, reinforced corners. 3/6 10 1/2 x 7 1/2 x 2 1/2 in. 5/3 7 1/2 in. x 5 1/2 x 2 1/2 in. 4/6 13 1/2 x 9 x 2 1/2 in. 6/9 11 1/2 x 7 1/2 x 2 1/2 in. 6/- Postage 1/- all sizes.

POST OFFICE RELAYS AND KEY SWITCHES. Extensive stocks available at "CHEAP" prices. All enquiries welcomed. Special American relay offer. Type 1, 3,500 ohm coil, 1 pr. c/o contacts, 12 v. 6 mA., 5/6. Ditto 6,500 ohms., 2 mA., 6/6. P.P. 1/-.

A.C. MAINS BLOWER MOTORS

220/230 volt 300 watts. 1 1/2 in. diameter outlet. Housed in metal box and fitted with dust filter pads. Supplied complete with 4 spare filters, 2 way outlet adaptor and 2 lengths of hose. Brand new only £4/19/6 each. P.P. 7/6.

EX-NAVY SOUND POWERED TELEPHONES



This type requires no batteries to operate and can be fitted in moments. Uses hand generator for calling, giving an extremely loud buzzing note, and also a neon indicator. Ideal for field activities, factories, office, etc. Only 45/- each. P.P. 4/6

AMERICAN MULTI-RANGE TESTMETERS

1,000 ohms per volt, 400 microamp basic movement. Ranges as follows: A.C. and D.C. volts, 0 to 5,000 volts in 6 switched ranges. D.C. current, 1 mA., 10 mA., 100 mA. and 1 amp. Resistance measurement from .1 ohm to 1 megohm. Decibels from -10 db. to +15 db. The instrument is housed in a polished wood case, complete with leather carrying handle, test prods and battery. Guaranteed perfect order and tested before despatch. Price £5/19/6 each. P.P. 3/-.

MODULATOR 67



These bargain instruments contain a COMPLETE A.C. MAINS POWER PACK. Input 230 volts 50 cycles. Output 350 volts, 120 mA. and 6.3 volts 5 amps. Choke and condenser smoothed and uses 5Z4 rectifier. (Transformer actually 200 mA.) Also included in the unit are 11 other valves, 5 SP61, 1 VR116, 2 EB34 and 3 EA50, and many other useful components, pots, resistors, switches, etc. Size of case 18 x 9 x 7 in., which is finished in grey. Supplied brand new, 49/6 each. P.P. 7/6.

COSSOR DOUBLE BEAM OSCILLOSCOPE, TYPE 339A

Operation 110/200/250 volts A.C. Ten time base positions, 6 cps. to 250,000 cps. Input frequency range, 10 cps to 2 Mc/s. Offered in perfect operational condition, fully tested, £27/10/- each. P.P. £1.

AMERICAN GEARED MOTORS



American 24 volt D.C. motors with built-in precision gearbox giving twin outputs 20 r.p.m. and 6 r.p.m. Will also operate on 12 v. giving reduced outputs. Size 7 in. x 1 1/2 in. Shaft dia. 1/2 in. Supplied brand new only 29/6 each. P.P. 3/-.

MARCONI SIGNAL GENERATORS TYPE 390-G

Frequency coverage 16 to 150 Mc/s in switched ranges. 200/250 volt A.C. mains 50 cycle operation. Supplied brand new in original transit cases complete with calibration charts, instructions and complement of leads. £25 each. P.P. £1. Other types in stock.

AMERICAN ROTARY GENERATORS

Input 12 volt D.C. Output 250 volts 80 mA. Fitted with blower attachment which can be easily removed if desired. Brand new 22/6 each. Ditto with 6 volt input 22/6 each. P.P. 3/-.



AMERICAN BEACON TRANSMITTER/RECEIVERS

RT 37/PPN-2. Brand new and boxed, complete with instruction book. Equipment comprises transmitter/receiver with 9 valves (5 3A5, 3 1S5 and 1 IR5), with built-in 2 v. vibrator power pack, spare vibrator, head-set, connector leads and 10ft. collapsible aerial. Frequency coverage 214/238 Mc/s. Price 72/6 each. P.P. 6/-.

L.T. TRANSFORMER BARGAIN. Input 200/250 volts. Output tapped, 3, 6, 9, 12, 24 or 36 volts 5 amps., 35/- each. P.P. 3/-.

BARGAIN CABLE CLEARANCE. 23/36 3-core rubber mains flex, silk maroon covered, 12 yds. 9/-, 100 yds. 59/6. Twin mains 10 amp., twisted, plastic or rubber, 12 yds. 9/-, 100 yds. 59/6, 75 ohm coax cable. 3 in. 6/6 12 yds. Twin transparent mains 3 amp. flex, 2/6 12 yds. Plastic 6 core flex, 15/- 12 yds.

A.R.88 WAVECHANG SWITCHES

Ceramic, 8 bank, 6 position, complete with screens. Brand new and boxed 17/6 each. P.P. 2/6.

CRYSTAL MICROPHONE INSERTS. Sensitive, ideal for amplifiers, tape recorders, etc., 4/6 each. P.P. 6d.

SMOOTHING CHOKE SNIP. Brand new Parmeko chokes. 5 henry, 200 mA. Res. 50 ohms. Only 5/6 each. P.P. 1/6.

MODULATION TRANSFORMERS. Collins type, potted. Push-pull 807 to parallel 807, 20 watts audio. Brand new, 12/6 each. P.P. 1/6.

WESTON DUAL RANGE OHMMETERS

American test instruments by two famous manufacturers. Incorporates a 2 1/2 in. moving coil meter, ranges 0-2,000 and 0-200,000 ohms. Price 39/6 each, brand new with leads and leather carrying case. P.P. 2/6.

INSTRUMENT TRANSFORMERS. Type 1.—Parmeko. Input 230 volts. Outputs 195 volts 85 mA. tapped 130 v. and 65 v. 6.3 volt 5 amp., 6.3 volt. 3 amp. Price 14/6. P.P. 1/6. Type 2.—Midget. 220/240 volt input. Output 200 volts 25 mA. and 6.3 volt 1 amp. Price 10/6. P.P. 1/-.

6 VOLT VIBRATOR PACKS 6 volt D.C. input. Output 120 volts 30 mA. Fully smoothed, uses standard Mallory 4-pin vibrator. Compact in size. Supplied brand new and boxed, 12/6 each. P.P. 2/6.

JACKSON SHORT WAVE VARIABLES. 75 pF. with twin ended spindle, 2/- each. Twin gang 100 pF., 3/6. P.P. 1/-.

HALLICRAFTER S.36A RECEIVERS

Frequency coverage 27 to 143 mc/s. A.M. or F.M. Built in "S" meter, operation 110/230 volt A.C. Supplied brand new in original cases £45 each P.P. 15/-.

HEADPHONE ADAPTORS. Ex-U.S.A. High to low impedance matching, brand new, 1/3. P.P. 6d.

50 MICROAMP METERS

A 2 1/2 in. flush mounting meter housed in a grey instrument case, complete with a chrome handle. Resistance 800 ohms. Supplied brand new and tested, 59/6 each. P.P. 3/-.

HOURS OF BUSINESS: 9 a.m.-6 p.m. Thursday 1 p.m. Open all day Saturday. Please print name and address clearly.

WANTED. ALL TYPES OF COMMUNICATION RECEIVERS, TEST EQUIPMENT AND VALVES. HIGHEST CASH PRICES PAID.

POWER UNIT TYPE 3

A complete A.C. mains power pack, input 200/250 volts. Output 250 volts D.C., 100 m/a and 6.3 volts 4 amps. Fitted with H.T. voltmeter and current meter. Fully smoothed, choke and paper condensers. Housed in grey case for 19in. rack mounting. Supplied in brand new condition, 72/6 each. P.P. 7/6.

CHARGING AND MODEL TRANSFORMERS

1. Pri. 200/250 v. Sec. 3.5, 9 or 17 v. 1 amp., 9/9.
2. Pri. 200/250 v. Sec. 3.5, 9 or 17 v. 2 amp., 14/3.
3. Pri. 200/250 v. Sec. 3.5, 9 or 17 v. 4 amp., 16/6.
4. Pri. 200/250 v. Sec. 6.3 v. 3 amp., 8 v. 1.5 amp., 9/6.
5. Pri. 200/250 v. Sec. tapped, 3, 4, 5, 6, 8, 10, 12, 15, 18, 20, 24 or 30 v. 2 amp., 18/6. P.P. 1/6 all types.

L.T. METAL RECTIFIERS

Full wave and bridged. 12 v. 1 amp., 6/3; 12 v. 2 amp., 9/3; 12 v. 4 amp., 13/9; 12 v. 10 amp., 32/6; 24 v. 4 amp., 22/6; 1/- P.P. all types.

PANORAMIC ADAPTORS

Brand new and boxed Ex-U.S.A. For use with receivers having an I.F. of 455/475 kc/s., giving a bandwidth of 200 kc/s. 110/230 volt A.C. operation. Price £30 each. P.P. £1.

ELECTROLYTIC CONDENSER BARGAINS

- All new stock.
- 8 m. 450 v. 1/9 30 m. 450 v. 3/3 18 x 18 m. 3/9
 - 8 m. 500 v. 2/- 40 m. 450 v. 3/9 450 v. 3/9
 - 16 m. 450 v. 2/9 8 x 8 m. 450v. 3/6 16 x 16 m. 3/6
 - 16 m. 500 v. 3/3 8 x 16 m. 500 v. 4/3
 - 32 x 32 m. 450v. 3/6 32 x 32 m. 450 v. 4/6
 - 40 x 50 m. 450 v. 3/9 350 v. 4/3
 - 25 m. 25 v. 1/9 275 v. 3/9 64 x 120 m. 250 x 250 m. 50 m. 50 v. 1/9
 - 6 v. 2/6 500 m. 12 v. 1/3 275 v. 3/6
 - 1000 x 2000 m. 8 x 16 m. 100 m. 25 v. 1/3
 - 6 v. 3/6 500 v. 4/3 6000 m. 6 v. 3/3
- 6d. P.P. on all types.

500 PF. TUNING CONDENSERS

Brand new single gangs, 3/6 each. Brand new 3 gangs, 6/6 each. Sub-miniature twin gang for transistors, 365 pf., 8/6. P.P. 1/-.

ADMIRALTY REFLEX RE-ENTRANT P.A. LOUDSPEAKERS

Twin units. Impedance 3 ohms. Extremely sensitive and directional. Ideal for all outdoor work. Complete with 600 ohm line transformer. Price 32/6 each. P.P. 5/-.

DEAF AID EARPIECES. Brand new, 30 ohm res., 3/6. Lead, 1/-, P.P. 6d. 1 megohm pots w/switch, 1/-, Output transformer, 1/-, P.P. 6d.

METER BARGAINS

- 0/500 amp. 2 1/2 in. Pj. MC..... 49/6
- 0/1000 amp. 2 1/2 in. F.M.M.C..... 39/6
- 0/50 M/amps. 2 in. F.M.M.C..... 7/6
- 0/150 M/amps. 2 in. F.M.M.C..... 6/9
- 0/200 M/amps. 2 1/2 in. F.M.M.C..... 9/6
- 0/1 amp. RF. 2 1/2 in. Pj. T.C..... 5/-
- 0/1 amp. RF. 2 in. F.M.T.C..... 5/-
- 00/300 volt D.C. 2 in. F.M.M.C..... 10/6
- 0/300 volt A.C. 2 1/2 in. F.M.M.C..... 25/-
- 0/1.5 amp. A.C./D.C. 2 in. F.M.M.I. 6/6
- 20/0/20 amp. Lucas car type..... 8/6
- 500/0/5000 amp. 2 1/2 in. F.M.M.C. 25/-

ALL NEW AND UNUSED

2 m/a meter rectifiers S.T.C. 5/6

R.1155 COMMUNICATION RECEIVERS, MODEL L



Latest issue by the Ministry. Similar to the model N, incorporating the trawler band. Frequency coverage, 200-500 kc/s., 600-1,500 kc/s., 1.5-3 mc/s., 3-7.5 mc/s., 7.5-18.5 mc/s. Supplied as new, aerial tested and complete with illustrated descriptive leaflet. Price £12/19/6 each. P.P. 10/-.


C.R. 91 COMMUNICATION RECEIVERS

Navy version of the AR.88.1.f Receiver. Frequency coverage 75 kc/s. to 550 kc/s. and 1.5 mc/s.-30 mc/s. on six bands. Operation 110/230 volts A.C., speaker or phone output, variable selectivity, B.F.O. etc. Offered in first class condition, re-aligned and thoroughly tested. Price £45 each. P.P. 30/-.

L.T. TRANSFORMER BARGAIN

Input 200/250 volts. Output 12 volts 5 amps. Brand new. 12/6 each. P.P. 2/6.

FIELD TELEPHONES



Type Don Mk. 5. Buzzer calling. Ideal for inter office or house communication. Supplied complete with two 1.5 volt cells, tested and ready to operate. Price only 39/6 each. P.P. 3/-.

MARCONI U.H.F. SIGNAL GENERATOR T.F. 517, MODULATION GENERATOR T.F. 675

Complete station comprising TF 517 signal generator, frequency coverage 16-58 mc/s. and 150-300 mc/s. and TF 675 pulse modulator, repetition speed 50-3,000 cycles, pulse width 2-12.4 µ sec. Supplied brand new in original transit case with Instruction book and full complement of leads. £42/10/- each. P.P. 30/-.

MARCONI CRYSTAL CALIBRATORS

Frequency coverage 170/240 mc/s. Directly calibrated, accuracy .001%. Operation 200/250 volts A.C. Supplied complete with 5 mc/s crystal and spare set of 5 valves, in original transit case, brand new with instructions. £4/19/6 each. P.P. 10/-.

TRANSMITTER/RECEIVER No. 19, Mk. II



Equipment comprises 3 separate units built into one chassis and separate power pack. Specification: "A" set. Transmitter/receiver. Frequency coverage 2-4.5 mc/s. and 4.5-8 mc/s. For R.T., C.W. or M.G.W. Range on R.P. 15 miles, C.W. 50 miles. Superhet receiver, 460 kc/s. I.F., B.F.O., etc. Rx. Valve line-up: 6K7, 6P, 6K8 mixer, 2 6K7 I.F., 6B8 det. A.F. phone output. Tx.: 6K8 mixer, BFO, EF80 buffer, EB34 ADC. 807 P.A. "B" set. Transmitter/receiver 229/241 mc/s. Local use up to 1 mile. Valve line-up: CV6, 2 6K7 and 6V6. Inter Com. set. 2 valve A.F. amplifier for vehicle crew inter-communication. Valve line-up: 6K7 and 6V6. A 2 1/2 in. meter is built in reading L.T. and H.T. voltages, drive, etc. POWER UNIT. 12 volt D.C. input. Output 275 volts 110 m/a., and 500 volts 50 m/a. Equipment is of American manufacture and is supplied in good condition. Price, complete with power pack only £5/10/- each. P.P. 15/-. Less power pack, £4/19/6 each.

POWER UNIT 234

A complete A.C. mains power unit in grey metal case for 19in. rack mounting. Input 200/250 volts A.C. Output 250 volts 150 m/a. and 6.3 volts 6 amps. Double choke and condenser smoothed. Fitted with 2 1/2 in. moving iron meter for measuring A.C. input and D.C. output volts. Price 69/6 each. P.P. 8/6.

VARIAC TRANSFORMERS. Input 220 volts 50 cycles. Output variable from 200-240 volts 7.5 amps. Price 92/6 each. P.P. 5/-.

TRANSISTORS. Brand new, equivalent to OCT1, 10/- Germanium crystal diodes, 10d. P.P. 6d.

SOUND POWERED EARPIECES. Can be used as a two-way communication, no batteries required. New, 3/6 each. P.P. 1/-.

DYNAMO EXPLODER UNITS

Used for detonating explosive charges. Operation is by hand generator, giving 1,800 volts D.C. across output terminals. Ideal also for use as photo flash generator. Supplied brand new only £3/19/6 each. P.P. 5/-.

HEATER TRANSFORMERS. Brand new. 230 volt input. 6.3 volt output 1.5 amps. 5/9 each. P.P. 1/-.

SURPLUS SPEAKER BARGAINS

All new and unused
Elac 5in. 3 ohm, 17/6; Elac 6 1/2 in. 3 ohm, 17/6; Elac 8in. 3 ohm, 19/6; Elac 10in. 3 ohm, 27/6; ROLA 7X4 elliptical 3 ohm, 18/6; Plessey 2 1/2 in. 3 ohm, 16/6; Plessey 10X7 elliptical 3 ohm, 27/6; Goodmans 3 1/2 in. 3 ohm, 17/6; Scd. pentode o/p transformer, 4/6.

SMOOTHING CHOKES

ALL NEW AND UNUSED
G.B. 20h. 175 m/a., 10/6; Parmeko 8H. 250 m/a., 10/6; Parmeko 9H. 100 m/a., 7/6; Parmeko 8H. 50 m/a., 5/6; Parmeko C core, 4H. 22.5 m/a., 4/6; Collins 8H. 100 m/a., 8/6; Parmeko swinging choke, 3.6-4.2H. 250 m/a. 20H. no D.C., 10/6; 15H. 60 m/a., 5/6; STC 10H. 60 m/a., 4/6.

BAND III AERIAL BARGAINS. 3 element aerial, for wall mounting, complete with wall bracket and stand off arm, 360° rotation, 32/6 each. Ditto S element, 42/6. P.P. 3/-.

EDDYSTONE POWER UNITS. 200/250 volts input. Output 175 volts 65 m/a., and 6.3 volts 3 amps. Fully smoothed, 5Z4 rectifier, 32/6 each. P.P. 4/6.

G.P.O. BELL UNITS No. 1

Supplied brand new in wooden box, complete with two bells, induction coil and condenser, 7/6 each. P.P. 2/6.

ROTARY CONVERTORS. Input 24 volts D.C. Output 50 volts A.C. 50 watts. Brand new, 29/6 each. P.P. 3/-.

WAFER SWITCHES. Small. 2 p. 2 w. 1/6. 3 p. 4 w. 2/6. 4 p. 3 w. 2/6. 2 p. 6 w. 2/6. 1 p. 12 w. 2/6. Meter switch 2 p. 11 w. 2 band, 2/6. Ceramic 4 p. 4 w. 2 bank, 3/6. Large Tx ceramic, 2 p. 6 w. 2 bank, 7/6.

VALVE BARGAINS

Large stocks held. Few examples:
5V4 8/6, 6AG5 3/6, DK96 9/6, EY51 10/6, EF86 12/6, 6V6 6/6, DL96 9/6, EF80 10/6, EL84 12/6, 5U4 8/6, 6X5 7/6, PX25 15/6, DF96 9/6, ECF80 12/6, EZ81 10/6, 616 1/9, 6SN7 6/6, DAF96 9/6, ECF82 12/6, ECC83 10/6, 616 3/6, KT66 12/6, DF91 7/6, ECC84 12/6, ECL80 11/6, 2D21 10/6, VU111 1/9, EF39 5/6, ECH42, 10/6, ECH81 10/6, EF7A 10/6.

ALL NEW AND GUARANTEED

GW SMITH & CO (RADIO) LIMITED
Phone: GERRARD 8204/9155
Cables: SMITHEX LESQUARE
3-34 LISLE STREET, LONDON, W.C2

R.S.C. BATTERY CHARGING EQUIPMENT

All for A.C. MAINS 200-250v., 50 c/s. Guaranteed 12 months

ASSEMBLED CHARGER
6 v. or 12 v. 2 amps.
Fitted Ammeter and selector plug for 6 v. or 12 v. Louvered metal case, finished attractive hammer blue. Ready for use with mains and output leads. Double Fused. Only **47/9**



Carr. 3/6.

ASSEMBLED CHARGERS
6 v. 1 amp. 19/9
6 v. or 12 v. 1 amp. .. 25/9
6 v. 2 amps. 29/9
6 v. or 12 v. 2 amps. ... 38/9
6 v. or 12 v. 4 amps. ... 59/9
Above ready for use. Carr. 2/9.
HEAVY DUTY KIT
12 v. 30 amp. Suitable for garage or firm with a number of vehicles. Mains input 200/250 v. 50 c/s. Outputs 12 v. 15 amp. twice. Consists of Mains Trans. 2 Metal Rectifiers. 2 Meters. 4 Fuses. 4 Terminals. 2 Rheostats and circuit. Only 9 gns. Carr. 15/-.

BATTERY CHARGER KITS
Consisting of Mains Transformer F.W. Bridge, Metal Rectifier, well ventilated steel case, Fuses, Fuse-holders, Grommets, panels and circuit. Carr. 2/6 extra.
6 v. or 12 v. 1 amp. ... 22/9
6 v. 2 amps. 25/9
6 v. or 12 v. 2 amps. ... 31/6
6 v. or 12 v. 4 amps. ... 53/9
BATTERY CHARGER KIT
Consisting of F.W. Bridge Rectifier 6/12 v. 5 a. Mains Trans., 0-9-15 v. 6 a. output, and ammeter. Only 49/9. Post 3/-.

Assembled 6 v. or 12v. 4 amps.
Fitted Ammeter and variable charge selector. Also selector plug for 6 v. or 12 v. charging. Double fused. Well ventilated steel case with blue hammer finish. Ready for use with mains and output leads. Carr. 3/9. Or Deposit 13/9 and five monthly payments 15/9.



SELENIUM RECTIFIERS

L.T. Types
2/6 v. 1/2 a.h.w. 1/9
6/12 v. 1/2 a.h.w. 2/9
F.W. Bridge Types
6/12 v. 1 a. ... 4/11
6/12 v. 2 a. ... 8/9
6/12 v. 3 a. ... 11/9
6/12 v. 4 a. ... 14/9

CO-AXIAL CABLE. 75 ohms. $\frac{1}{2}$ in., 8d. yard
Twin screened feeder, 11d. yard.

5 CORE FLEX. Henleys circular rubber 14/36. Each lead colour coded. 1/6 yd.

DIAL BULBS, M.E.S., 8 v. 0.2 a., 6/9 doz.
6.5 v. 0.3 a., 5/9 doz. 2.5 v. 0.3 a. 3/9 doz.

ELECTROLYTICS (current production). NOT Ex Govt.

Tubular Types	Can Types
8 mfd. 450 v. ... 1/9	16 mfd. 350 v. ... 1/11
8 mfd. 500 v. ... 2/6	16mF 450 v. ... 2/9
16mF 350 v. ... 2/3	16 mfd. 500 v. ... 3/9
16mF 450 v. ... 2/9	32mF 350 v. ... 2/11
16mF 500 v. ... 3/9	32 mfd. 450 v. ... 4/9
8-16mF 500 v. 4/11	100 mfd. 450 v. ... 4/9
25mF 25 v. ... 1/3	8-8mF 450 v. ... 2/9
50mF 12 v. 1/3	8-16mF 450 v. 3/11
50 mfd. 25 v. ... 1/9	16-16mF 450 v. 3/11
50mF 50 v. ... 1/9	32-32mF 350 v. 4/9
100 mfd. 12 v. 1/9	32-32mF 450 v. 5/9
100 mfd. 25 v. 2/3	100-100 mfd. 350 v. 5/9
3,000 mfd. 6 v. 3/11	64-120 mfd. 350 v. 7/6
6,000 mfd. 6 v. 3/11	100-200 mfd. 6/11

Many others in stock.

VOLUME CONTROLS with long spindles, all values, less switch, 2/9; with S.P. switch, 3/9.

EX GOVT. STEP UP/STEP DOWN TRANSFORMERS. Double wound 80/100 watts. 10-0-100-200-220-240 v. to 5-0-75-115-125-135 v. or Reverse. Only 11/9, plus 2/9 post.

EX GOVT. METAL BLOCK PAPER CONDENSERS

4 mfd. 500 v. ... 2/3
4 mfd. 1,000 v. 3/9
8 mfd. 500 v. ... 4/6
4 mfd. 490 v. plus 2 mfd. 250 v. 1/11


EX GOVT. VALVES. VR137, EA50, EB34, 11d.; SP61 2/3; VS110 1/11; 6J5 3/9; 6V6G, 5U4G 7/9, 35Z4, 6X4 5/9; EF80 7/9.

EX GOVT. UNITS. type RDFI in original sealed cartons with 14 valves including 5Z4G, etc., trans., L.F. choke, Rectifier, etc., etc. We cannot enter into correspondence regarding these units which represent a really exceptional bargain at 29/9. Carr. 7/6.

OIL FILLED BLOCK CONDENSERS

Bryce 11-7 mfd. 500 v. New unused Govt. surplus, only 5/9 each.

THE SKY FOUR T.R.F. RECEIVER



A design of a 3 valve 200-250 v. A.C. Mains L. & M. wave T.R.F. receiver with selenium rectifier. For inclusion in cabinet illustrated above or walnut veneered type. It employs valves 6K7, SP61, 6F6G, and is specially designed for simplicity in wiring. Sensitivity and quality is well up to standard. Point-to-Point wiring diagrams, instructions and parts list, 1/9. This receiver can be built for a maximum of £4/19/6 including cabinet. Available in brown or cream bakelite, or veneered walnut.

EX GOVT. MAINS TRANSFORMERS
All 230 v. 50 c/s. input
120-0-120 v. 40 mA. 5/9
250-0-250 v. 60 mA., 6.3 v. 3 a., 6.3 v. 1 a. Potted 4 1/2-3 1/2 in. 11/9

HEAVY DUTY OIL FILLED MAINS TRANSFORMERS
Suitable welding or soil heating. With input of 200-250 v. 50 c.p.s., output is 12 v. 80-100 amps. Only £6/19/6, carr. 7/6.

MANUFACTURERS SURPLUS TRANSFORMERS

Fully shrouded upright. Primary 200-240-250 v. Sec. 425-0-425 v. 150 mA. 6.3 v. 3 a., 5 v. 3 a., 33/9. Drop through type 250-0-250 v. 70 mA. 6.3 v. 3 a., 11/9. Postage on either type 2/9.

R.S.C. BATTERY TO MAINS CONVERSION UNITS

Type BM1. An all dry battery eliminator. Size 5 1/2 x 4 1/2 x 2 in. approx. Completely replaces batteries supplying 1.4 v. and 90 v. where A.C. mains 200-250 v. 50 c/s. is available. Suitable for all battery portable receivers requiring 1.4 v. and 90 v. This includes latest low consumption types. Complete kit with diagrams, 39/9, or ready for use, 46/9.



Type BM2. Size 8 x 5 1/2 x 2 1/2 in. Supplies 120 v., 90 v., and 60 v., 40 mA., and 2 v. 0.4 a. to 1 amp. fully smoothed THEREBY COMPLETELY REPLACING BOTH H.T. BATTERIES AND L.T.2 ACCUMULATORS when connected to A.C. mains supply 200-250 v. 50 c/s. SUITABLE FOR ALL BATTERY RECEIVERS normally using 2 v. accumulator. Complete kit with diagrams and instructions 49/9 or ready for use 59/6.

MINIATURE MOTORS. 24/28 v. D.C. or A.C. Size only 2 1/2 x 1 1/2 in. Spindle 1/2 in. long, 1/2 in. diam. Made by Hoover Ltd., Canada. Price only 9/9.

VIBRATORS. Oak 2 v. 7 pin. synchronous, 7/9.

M.E. SPEAKERS. 2-3 ohms R.A. 8 in. Field 600 ohms, 11/9

T.V. CABINETS. For 15 16 or 17 in. tube. Table model with doors, 79/6 carr. 7/6.

R.S.C. TRANSFORMERS

FULLY GUARANTEED. INTERLEAVED AND IMPREGNATED

MAINS TRANSFORMERS
Primaries 200-230-250 v. 50 c/s.

FULLY SHROUDED UPRIGHT MOUNTING
250-0-250 v. 60 mA., 6.3 v. 2 a., 5 v. 2 a., Midget type, 2 1/2-3 1/2 in. 17/6
350-0-350 v. 70 mA., 6.3 v. 2 a., 5 v. 2 a. 19/9
250-0-250 v. 100 mA., 6.3 v. 4 v. 4 a., c.t., 0-4-5 v. 3 a. 25/9
250-0-250 v. 100 mA., 6.3 v. 4 a., 5 v. 3 a. 23/9
250-0-250 v. 100 mA., 6.3 v. 6 a., 5 v. 3 a., for R1355 conversion. 31/-
300-0-300 v. 100 mA., 6.3 v. 4 a., 5 v. 3 a. 23/9
300-0-300 v. 100 mA., 6.3 v. 4 v. 4 a. c.t., 0-4-5 v. 3 a. 26/9
350-0-350 v. 100 mA., 6.3 v. 4 a., 5 v. 3 a. 23/9
300-0-300 v. 130 mA., 6.3 v. 4 a., c.t., 6.3 v. 1 a., suitable for Mullard 510 Amplifier 33/9
350-0-350 v. 100 mA., 6.3 v. 4 v. 4 a., c.t., 0-4-5 v. 3 a. 26/9
350-0-350 v. 150 mA., 6.3 v. 4 a., 5 v. 3 a. 33/9
350-0-350 v. 150 mA., 6.3 v. 2 a., 6.3 v. 2 a., 5 v. 3 a. 33/9
425-0-425 v. 200 mA., 6.3 v. 4 a., c.t., 6.3 v. 4 a. c.t., 5 v. 3 a., suitable Williamson Amplifier, etc. 49/9
450-0-450 v. 250 mA., 6.3 v. 6 a., 6.3 v. 6 a., 5 v. 3 a. 69/6

TOP SHROUDED DROP-THROUGH TYPE
260-0-260 v. 70 mA., 6.3 v. 2 a., 5 v. 2 a. 16/9
350-0-350 v. 80 mA., 6.3 v. 2 a., 5 v. 2 a. 18/9
250-0-250 v. 100 mA., 6.3 v. 4 a., 5 v. 3 a. 22/9
300-0-300 v. 100 mA., 6.3 v. 4 v. 4 a., c.t., 0-4-5 v. 3 a. 23/9
350-0-350 v. 100 mA., 6.3 v. 4 a., c.t., 5 v. 3 a. 22/9
350-0-350 v. 100 mA., 6.3 v. 4 v. 4 a. c.t., 0-4-5 v. 3 a. 23/9
350-0-350 v. 150 mA., 6.3 v. 4 a., 5 v. 3 a. 29/9
E.H.T. TRANSFORMERS, 2,500 v. 5 mA., 2-0-2 v. 1.1 a., 2-0-2 v. 1.1 a., for VCR97, VCR517 36/6

FILAMENT TRANSFORMERS
Primaries 200-250 v. 50 c/s.

6.3 v. 1.5 a. ... 5/9
6.3 v. 2 a. ... 7/6
0-4-6.3 v. 2 a. ... 7/9
6.3 v. 3 a. ... 8/11
12 v. 1 a. 7/9
0-2-4-5-6.3 v. 16/9
6.3 v. 6 a. 17/6
12 v. 3 a. or 24 v. 1.5 a. 17/6

CHARGER TRANSFORMERS
All with 200-230-250 v. 50 c/s. Primaries:

0-9-15 v. 1 1/2 a., 11/9; 0-9-15 v. 3 a., 16/9;
0-3.5-9-17 v. 3 a., 17/9; 0-9-15 v. 5 a., 19/9;
0-9-15 v. 6 a., 23/9.

ELIMINATOR TRANSFORMERS
Primaries 200-250 v. 50 c/s.

120 v. 40 mA., 5-0-5 v. 1 a. 14/9
90 v. 15 mA., 6-0-6 v., 250 mA. 9/11


OUTPUT TRANSFORMERS
Midget Battery Pentode 66:1 for 3S4, etc. 3/6
Small Pentode 5,000Ω to 3Ω 3/9
Standard Pentode, 5,000Ω to 3Ω 4/9
Standard Pentode, 8,000Ω to 3Ω 4/9
Multi-ratio 40 mA. 30:1, 45:1, 60:1, 90:1, Class B Push-Pull 5/6
Push-Pull 8 Watts 6V6 to 5 ohms. 8/9
Push-Pull 10-12 Watts 6V6 to 3Ω or 15Ω 15/9
Push-Pull 10-12 Watts to match 6V6 to 3-5-8 or 15Ω 16/9
Push-Pull 15-18 Watts, sectionally wound, 6L6, KT66, etc., to 3 or 15 ohms. 21/9
Push-Pull 20 Watt high-quality sectionally wound, 6L6, KT66, etc., to 3 or 15Ω 47/9

SMOOTHING CHOKES

250 mA., 5 H., 100 ohms. 11/9
150 mA., 7-10 H., 250 ohms. 11/9
100 mA., 10 H., 200 ohms. 8/9
80 mA., 10 H., 350 ohms. 5/6
60 mA., 10 H., 400 ohms. 4/11
1 amp. 0.5 ohm L.T. type 6/6

R.S.C. A6 ULTRA LINEAR 30 WATT AMPLIFIER


NEW 1956 DESIGN. HIGH FIDELITY PUSH-PULL UNIT EMPLOYING SIX VALVES. Tone Control Pre-amp stages are incorporated. Sensitivity is extremely high. Only 30 millivolts minimum input is required for full output. THIS ENSURES THE SUITABILITY OF ANY TYPE OR MAKE OF MICROPHONE OR PICK-UP. Separate Bass and Treble controls give both "lift" and "cut" with ample tone correction for long playing records. AN OUTPUT SOCKET WITH PLUG IS INCLUDED FOR SUPPLY OF 300 v. 20 mA. and 6.3 v. 1.5 a. FOR A RADIO FEEDER UNIT. Price in kit form with easy-to-follow wiring diagrams. 9 GNS. Only 30/10/-



Or Factory built with 12 months' guarantee, 50/- extra. TERMS ON ASSEMBLED UNITS with extra input. DEPOSIT 28/9 and 9 monthly payments of 28/9. If required an extra input with associated vol. control can be provided so that two separate inputs such as "mike" and gram., etc. etc., can be simultaneously applied for mixing purposes. Extra cost of this 13/- . Cover as illustrated 17/6 extra.


BANDS, GARRISON THEATRES, etc., etc.
We can supply Microphones, Speakers, Rotary Converters, etc., at keen cash prices or on terms with amplifiers.
EXPORT ENQUIRIES INVITED

Type 807 output valves are used with High Quality Sectionally wound output transformer specially designed for Ultra Linear operation. Negative feedback of 17 D.B. in main loop. **CERTIFIED PERFORMANCE FIGURES ARE EQUAL TO MOST EXPENSIVE UNITS AVAILABLE.** Frequency response, ± 3 D.B., 50-20,000 c/c.s., 12 D.B. "lift" at 50 c/c.s., 12 D.B. "lift" at 12,000 c/c.s., Hum and noise 70 D.B. down. Good quality reliable components used. Chassis finish blue crackle. Overall size 12 x 9 x 9in. approx. Power consumption 150 watts. For A.C. mains 200-250 v. 50 c/c.s. Outputs for 3 and 15 ohm speakers. **EQUALLY SUITABLE FOR THE CONNOISSEUR OR FOR LARGE HALLS, CLUBS, or OUTSIDE FUNCTIONS. IDEAL FOR USE WITH MUSICAL INSTRUMENTS SUCH AS STRING BASS, ELECTRONIC ORGAN, GUITAR, etc. FOR DANCE**



R.S.C. TAI HIGH QUALITY TAPE DECK AMPLIFIER FOR ALL DECKS WITH HIGH IMPEDANCE RECORD/PLAYBACK AND ERASE HEADS. Such as Lame, Truvox, etc., or matched to low impedance erase heads as fitted latest COLLARO TAPE TRANSCRIBER. Chassis size 12-7-3in. Overall size 12-7-8 1/2in. For 230-250 v. 50 c/c.s. A.C. mains. Output for standard 2-3 ohm speaker. Only 10 millivolts input required for full recording. Only 2 millivolts minimum input required from recording head. Magic Eye recording level indicator. Provision for feeding P.A. amplifier. Can be used as gram. amplifier with input of 0.75 v. R.M.S. Negative feedback equalisation. Linear frequency response ± 3 D.B. 50-11,000 c/c.s. Facilities for recordings at 15in., 7 1/2in. or 3 1/2in. per second. Automatic equalisation at the turn of a knob. When switching from record to playback position automatic demagnetisation of heads is assured. PERFORMANCE IS COMPARABLE WITH UNITS AT OVER TWICE THE COST. LEAFLET 6d.

R.S.C. ULTRA LINEAR 12-WATT AMPLIFIER



RECORDING TAPE

1,200ft. Reels, Puretone, Medium Coercitivity 15/9.

R.S.C. 4-5 WATT HIGH GAIN AMPLIFIER TYPE A5

A highly sensitive 4-valve quality amplifier for the home, small club, etc. Only 50 millivolts input is required for full output so that it is suitable for use with the latest high-fidelity pick-up heads in addition to all other types of pick-ups and practically all mikes. Separate Bass and Treble controls are provided. These give full long playing record equalisation. Hum level is negligible being 71 D.B. down, 15 D.B. of negative feedback is used. H.T. of 300 v. 26 mA. and L.T. of 6.3 v. 1.5 a. is available for the supply of a Radio Feeder Unit or Tape Deck pre-amplifier. For A.C. mains input of 200-250 v., 50 c/c.s. Output for 2-3 ohm speaker. Chassis is not alive. Kit is complete in every detail and includes fully punched chassis (with baseplate) with the blue hamper finish, and point-to-point wiring diagrams and instructions. Exceptional value at only 24/15/-, or assembled ready for use 25/- extra, plus 3/6 carriage. Or Deposit 22/- and five monthly payments of 22/- . For assembled unit.

R.S.C. AT 3-4 WATT QUALITY AMPLIFIER
A highly sensitive 4-valve amplifier using negative feedback and having an excellent frequency response. Pre-amplifier and Tone Control stages are incorporated with separate Bass and Treble controls giving full tone compensation for Long Playing records. Suitable for any kind of pick-up including latest high fidelity types. H.T. of 250 v. 20 mA. and L.T. 6.3 v. 1 a. available for supply of Radio Feeder Unit, etc. ONLY 40 millivolts input required for full output. Fully isolated chassis with baseplate. For A.C. mains 200-250 v. 50 cycles. Output for 2-3 ohm speaker. Complete kit of parts with point-to-point wiring diagrams and instructions. Only 23/15/-, carr. 3/6 or factory built 22/6 extra. Or Deposit 18/6 and five monthly payments of 18/6. For assembled unit.

P.M. Speakers recommended for use with A7, A5 or L45 amplifiers.
Plessey 12in. 3 ohm, 29/11. 6 1/2in. Celestion and Goodmans with high flux density magnet 19/6.

P.M. SPEAKERS. 2-3 ohm, 5in. Goodmans, 17/8. 7 x 4in. Elliptical, 19/6. 6 1/2in. Goodmans wafer type 16/9. 5in. Bolt, 19/9. 10in. R.A., 26/8. 12in. Plessey 15 ohms, 10 watts, 8 gns.

GARRARD 3-SPEED AUTO CHANGERS.

Latest Model Mixer Type RC110. Fitted high fidelity turnover crystal pick-up head with dual point sapphire stylus. Baseboard size 14 x 12 1/2in., height above, 4in. Below, 2 1/2in. For 200-250 v. A.C. mains. Limited number. Brand new cartoned. Only 28/17/6, plus 3/6 carriage.

LINEAR L45 MINIATURE 4 1/2 W. QUALITY AMPLIFIER. Suitable for use with Garrard, B.B.R. or any other record playing unit, and most microphones. Total negative feedback 12 db. Separate Bass and Treble Controls. For convenience when mounted in cabinet, mains switch is incorporated in control. For A.C. mains input of 200-250 v. 50 c.p.s. Output for 2 1/2 ohm speaker. Three miniature Mullard valves used. Size of unit only 8 x 5 x 5 1/2in. high. Chassis is fully isolated from mains. Guaranteed 12 months. Only 25/19/6. Or Deposit 22/- and five monthly payments of 22/-.

MICROPHONES. High fidelity crystal types. Acos 33-1 hand or desk type, 50/- . Piezzo with heavy floor base and telescopic stem, 26/19/6. Or Deposit 15/8 and nine monthly payments of 15/8

ROTARY CONVERTERS. 200 watts. Input 12 v. D.C. Output 230 v. 50 c/c.s. A.C. Only 7 gns. Carr. 7/6.

PLESSEY DUAL CONCENTRIC 12 in. P.M. SPEAKERS



(15 ohms), consisting of a high quality 12in. speaker, of orthodox design supporting a small elliptical speaker ready wired with choke and condensers to act as tweeter. This high fidelity unit is highly recommended for use with our A8 or any similar amplifier. Rating is 10 watts. Price only 25/17/6. Or Deposit 13/- and nine monthly payments of 13/-.

NEW 1956 MODEL A8 HIGH-FIDELITY PUSH-PULL AMPLIFIER WITH "BUILT-IN" TONE CONTROL, PRE-AMP. STAGES

High sensitivity. Includes 5 valves (807 outputs). High Quality sectionally wound output transformer, specially designed for Ultra Linear operation, and reliable small condensers of current manufacture. INDIVIDUAL CONTROLS FOR BASS AND TREBLE "Lift" and "Cut" Frequency response ± 3 db. 30-30,000 c/c.s. Six negative feedback loops. Hum level 71 db. down. ONLY 70 millivolts INPUT required for FULL OUTPUT. Suitable for use with all makes and types of pick-ups and practically all microphones. Comparable with the very best designs. For STANDARD or LONG PLAYING RECORDS. For MUSICAL INSTRUMENTS such as STRING BASS, GUITARS, etc. OUTPUT SOCKET with plug provides 300 v. 20 mA. and 6.3 v. 1.5 a. For supply of a RADIO FEEDER UNIT. Size approx. 12-9-7in. For A.C. mains 200-250 v. 50 c/c.s. Output for 3 and 15 ohm speakers. Kit is complete to last unit. Chassis is fully punched. Full instructions and point-to-point wiring diagrams appended.

Unapproachable value at 27/15/- or factory built, 45/- extra. Carriage 10/- . If required louvered metal cover with 2 carrying handles can be supplied for 17/6. Where an extra input socket with associated volume control is required for mixing purposes this can be provided for 13/- extra. TERMS OF ASSEMBLED UNITS with extra input as mentioned above. DEPOSIT 25/6 and nine monthly payments of 23/4.

LINEAR "DIATONIC" 10-WATT HIGH FIDELITY AMPLIFIER. Incorporating pre-amp. For A.C. Mains input 200-250 v. 50 c.p.s. A compact attractively finished unit with two separately controlled inputs, and outputs for 3 and 15 ohm speakers. Separate Bass and Treble controls. Five latest type miniature Mullard valves. Only 12 Gns. Head S.A.E. for leaflet and credit terms.

W.B. "STENTORIAN" HIGH FIDELITY P.M. SPEAKERS. HP1012, 10 watts, 15 ohm (or 3 ohm) speech coil. Where a really good quality speaker at a low price is required, we highly recommend this unit with an amazing performance, 24/10/6. Please state whether 3 ohm or 15 ohm required.

SUPERHET RADIO FEEDER UNIT


Design of a high quality Radio Tuner Unit (specially suitable for use with any of our Amplifiers). A Triode Heptode P/F-changer is used. Pentode I.F., and double Diode Second Detector. Delayed A.V.C. Ae/Grid F/C Coupling is by bottom end Condenser Coupling giving freedom from alignment troubles when Ae. of varying lengths and capacity are used. Both Frequency Changers and I.F. valves are A.V.C. controlled from the very low distortion Double Diodes so arranged that very high Percentage modulation of the Transmitter can be handled without distortion. The Feed for the delayed A.V.C. arranged so that A.V.C. distortion is avoided. The W. Ch. Sw. incorporates Gram position. Controls are Tuning, W. Ch., and Vol. Output will load most Amplifiers requiring 500 M.V. input depending on Ae. location. Only 250 v. 15 mA. H.T., and L.T. of 8.3 v. 1 amp. required from amplifier. Size of unit approx. 9-5-7in. high. Send S.A.E. for illustrative leaflet. Total building cost is 24/15/- . Point-to-point wiring diagrams and instructions, 2/6.

Radio Supply Co. (LEEDS) LTD.
32 THE CALLS. — LEEDS, 2.
Terms: C.W.O. or C.O.D. No C.O.D. under 1/9 extra on all orders under 22, 2/9 extra under 15 unless carriage charge stated. Full Price List 6d. Trade List 5d. Open to Callers: 9 a.m. to 5.30 p.m. Saturday until 1 p.m. S.A.E. please with all enquiries.

-towards perfection-

LOWTHER LINEAR AMPLIFIERS

Exclusive Lowther Design and Build



**Lowther Linear Amplifier
LL.10 £25**

The new range "Lowther Linear" amplifiers surpass all previous multi-loop feedback or basic ultra linear technique by the utilisation of the suppressor grid of the Mullard power pentode EL34 into the distributed load circuit which enhances the performance in all detail.

Generous in design, the amplifier's performance will remain at its high laboratory test specification throughout many years of use.

THE LOWTHER MANUFACTURING COMPANY,

LOWTHER HOUSE, ST. MARK'S ROAD, BROMLEY, KENT, ENGLAND.

Tel.: RAVensbourne 5225

We want to buy:—

**ALL USA TEST SETS PREFIXED TS
AND**

APN3,	APN9,	ARC3,	ARN7,
ART13,	BC221,	BC788C,	CPN2,
GRC9,	TN17,	TN18,	TN19.

**ALTHAM RADIO CO.
JERSEY HOUSE - JERSEY STREET
MANCHESTER 4**

Telephone: Central 7834/5/6

Largest stocks in Europe of Government surplus material.

TRANSFORMERS

COILS

LARGE OR SMALL QUANTITIES

CHOKES

TRADE ENQUIRIES WELCOMED

SPECIALISTS IN

FINE WIRE WINDINGS

MINIATURE TRANSFORMERS, PICK-UP,
CLOCK AND INSTRUMENT COILS, ETC.
VACUUM IMPREGNATION TO APPROVED STANDARDS

ELECTRO-WINDS LTD.

CONTRACTORS TO G.P.O., M.O.S., L.E.B., ETC.

123-5-7 PARCHMORE ROAD, THORNTON HEATH, SURREY
LIVINGSTONE 2261 EST. 1933

TELEVISION AERIAL COMPONENTS

DESIGNED FOR CONSTRUCTING BAND I & BAND III T.V. AERIALS
ELEMENT DIMENSIONS SUPPLIED FOR ALL CHANNELS

Selecting at random from our new multi-page catalogue:


- | | |
|---|---|
| ★ Band III Folded Dipoles (As illustrated) | ★ Mast Coupling units for 2" Masts |
| ★ Reflector and director rod holders | ★ Insulators, both Rubber and Plastic
(As illustrated) |
| ★ Masthead Fittings for $\frac{3}{4}$ ", 1", $1\frac{1}{2}$ "
and 2" Masts | ★ Alloy Tubing for Elements, Cross
boom and masting |

Send 1/- P.O. for the revised, fully illustrated catalogue to:

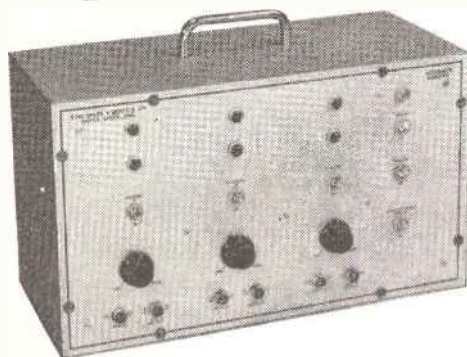
FRINGEVISION LTD., Marlborough, Wilts. Phone 657/8



Best Buy at Britain's



COMPONENT BRIDGE Q/D211. Brand new manufacturer's surplus in original packing 10 pF to 100 mF, 10 ohms to 100 megohms 1 H to 100 H. Leakage test 200, 400 and 600 v. Provision for polarising electrolytics on test, measuring against external standards, power factor measurements, etc. $8\frac{1}{2} \times 12\frac{1}{2} \times 6\frac{1}{2}$ inches. Wt. 19lb. For 200-250 v. A.C. mains. Supplied tested and complete with instruction manual. £11/19/6, plus 7/6 carriage.



AUTOMATIC MONITOR Q/D231. Intermittent faults steal your profits. Employ one of these "Phantom Engineers"! Soak tests 3 receivers or amplifiers simultaneously and SILENTLY. If fault occurs, a buzzer sounds and a red pilot light indicates which set. Pressing "Intermittency Check" shows whether fault has cleared or is permanent. For 195-255 v. A.C. mains. Complete with 8 valves, all connecting leads, and Instruction Manual. $14\frac{1}{2} \times 8\frac{1}{2} \times 6\frac{1}{2}$ inches, wt. 19lb. In original packing. £7/19/6, plus 7/6 carriage. S.A.E. for full details.



SIGNAL GENERATOR Q/DOS1. 30 Kc/s. to 100 Mc/s. in 8 ranges. Internal mod. 30% at 400 c/s. Audio output 3 v. Provision for external mod. or external pattern mod. Double screening throughout. Force output of 1 v. or attenuator for 0-100 millivolts. Carrier level meter. Calibration accuracy $\pm 1\%$. $14\frac{1}{2} \times 8\frac{1}{2} \times 6\frac{1}{2}$ inches. Wt. 28 $\frac{1}{2}$ lb. A portable laboratory instrument for only £25, plus 10/- carriage.

TEST METERS

American multirange, in handsome polished wooden case with leather carrying handle. Size 6in. x 6 $\frac{1}{2}$ in. x 3 $\frac{1}{2}$ in. 400 microamp basic movement. A.C. and D.C. volts 0-2.5, 10, 50, 250, 1,000 and 5,000. (1,000 ohms per volt.) D.C. current 0-1, 10, 100 mamps., and 1 amp. Ohms 0-500, 100 K, and 1 meg. Decibels -10 to +69. Complete with test prods, leads, circuit, instructions, and battery. New condition, tested. £5/19/6.

INSULATION TESTERS by Record Electric. 0-50 Megohms. Test voltage 500. In perfect working order. Complete in leather carrying case. £9/19/6.

OUTPUT POWER METERS. Ex-W.D. No. 3, Mk. 2 (Windsor 150 A.). Impedance ranges 2.5 to 20,000 ohms in 40 steps. Power ranges 0-5, 50, 500, milliwatts, and 0-5 watts. Also scaled in dB. 3 $\frac{1}{2}$ in. M/C. meter. In oak case, 10 $\frac{1}{2}$ in. x 8in. x 5 $\frac{1}{2}$ in. In good condition. Tested. £15.

AVO VALVE TESTERS in Good Condition, with panel. For CALLERS only.

MARCONI SIGNAL GENERATORS
 TF390, 4-16 and 32-100 Mc/s.... £25 0 0
 TF390, 16-150 Mc/s..... £27 10 0
 TF517, 18-58 and 150-300 Mc/s. £35 0 0
 All complete with Instruction Book, spares, Calibration Charts, etc. In original transit cases. Brand new. We have large stocks of similar quality Laboratory type equipment available to callers at very reasonable prices.

JACK BOXES. A small metal box fitted with 9 miniature insulated Igranic jack sockets. Brand new. SNIP, 12/6.

5FT. P.O. TYPE 19in. RACKS. "U" channel, heavy angle base, 59/6.

HEAVY DUTY BLOWERS. For 200-250 v. A.C./D.C. mains, 300 watts. With 1 $\frac{1}{2}$ inch diam. twin "V" shape outlets, 2 lengths of hose, 4 spare filters, and brushes. Suitable for industrial use, forges, etc. Brand new, £4/19/6.

HEAVY DUTY LT TRANSFORMERS. 230 v. A.C. mains input. Secs. 5-0-5 v. 5-0-5 v., and 5-0-5 v., all at 5 amps., each winding. 5, 10, 15, 20, 25, or 30 v. at 5 amps., or other possible combinations. 4 $\frac{1}{2}$ in. x 4 $\frac{1}{2}$ in. x 6in. high. Wt. 12lb. BRAND NEW, 29/6.

U.S.A. potted type, input 210/220/230 v., 5 secondaries, 7.5 v. 4 a., 7.5 v. 4 a., 7.5 v. 8 a. and 2.5 v. 5 a., ALL centre tapped, and 6.3 v. 4 a. These can be connected to give many useful voltages up to 31 v. 4 a. Size 6in. x 5in. x 4in. Wt. 14 $\frac{1}{2}$ lb., price 35/-.

HEAVY DUTY SLIDER RESISTORS. 3.4 ohm, 25 amps., 250 watts, worm drive, 15/6. 5 ohms, 7.8 amps, worm drive, 15/- 10 ohms, 3.5 amps, worm drive, 10/6. 1 ohm, 12 amps, 150 watts, 7/6. 14 ohms, graded 1-4 amps, 7/6.

MAINS DIMMERS. 300 ohms, 1 amp, 300 watts, twin ceramic formers, 15/-.

METER BARGAINS

RANGE	TYPE	SIZE	FLUSH	PRICE
60 Microamp.	D.C. M/C	2 $\frac{1}{2}$ in.	Flush circ., scaled 0-100	59/6
100 Microamp.	D.C. M/C	2 $\frac{1}{2}$ in.	Flush circ., scaled 0-1,500	39/6
500 Microamp.	D.C. M/C	2in.	Flush circular	17/6
500-0-500 Micro-amp.	D.C. M/C	2 $\frac{1}{2}$ in.	Flush circular, scaled 100-0-100 v.	25/-
1 Millamp.	D.C. M/C	2in.	Flush square, Fe/NFe	22/6
1 Millamp.	D.C. M/C	2 $\frac{1}{2}$ in.	Flush circular	30/-
150 Millamp.	D.C. M/C	2in.	Flush square	7/6
200 Millamp.	D.C. M/C	2 $\frac{1}{2}$ in.	Flush circular	10/6
1 Amp.	Thermo-couple	2 $\frac{1}{2}$ in.	Projecting circular	6/9
4 Amp.	Thermo-couple	2in.	Flush square	6/9
30 Amp.	D.C. M/C	2in.	Projecting circular	7/8
30-0-30 Amp.	D.C. M/J	2in.	Proj. circ., car type	5/-
15 Volts	A.C. M/T	2 $\frac{1}{2}$ in.	Flush circular	8/6
300 Volts	D.C. M/C	2in.	Flush square	10/6

METER RECTIFIERS. Full wave bridge. Brand new. Salford 1/MA.
 6/6. 5 mA., 6/6. STC 2 mA., 5/6.

WIRELESS SET No. 19, Mk. 2.

Two transmitter-receivers and an intercomm. amplifier in one case. "A" set covers 2-8 Mc/s R/T and CW, and "B" set 240 Mc/s R/T only. Complete with dynamotor for 12 v. D.C. operation, 6 K7G, 2 6K8G, 2 6V6G, 6B8G, 807, EF50, EB34, and 500 microamp check and tuning meter. S.A.E. for full details and specification. Technical data available. Made in U.S.A., in first-class condition. £5/10/- plus 15/- carr. and pkg. Or less dynamotor, £4/19/6.

TOP BAND R1155 L's!

Superior version of the R1155 with super slow motion drive. 200 kc/s to 18.5 mc/s. in 5 ranges covering the 100-200 metre trawler and shipping bands. Although not packed in original transit cases, these are in every way equal to BRAND NEW, and are fully guaranteed. Never before available at the low price of ONLY £12/19/6. Carriage 10/6. R1155A equal to new and fully guaranteed. £10/10/- ALL R1155's are supplied with free booklet, re-aligned, and tested before despatch, and gladly demonstrated. Send S.A.E. for details of receivers and power packs, or 1/3 for 14-page illustrated booklet.

A.C. MAINS POWER PACKS WITH OUTPUT STAGE. Just plug in, NO modifications. Heavy duty quality job, guaranteed 6 months. Type A, £4/10/-, Type B, with 6 $\frac{1}{2}$ in. speaker, £5/5/-, Type C, in specially designed black crackle steel cabinet, with 8in. speaker de luxe. £6/10/-, SAVE ££££. DEDUCT 10/- WHEN PURCHASING R1155 AND POWER PACK TOGETHER.

TUNING DRIVES. Modernise your R1155 with this latest type drive as fitted to the model "L," "N," etc. Complete, and easily fitted, 12/6.

RUNNING TIME METERS. For life testing and process timing any A.C. mains apparatus. 200-250 v. 50 c/s. Indicates 1/10 to 10,000 hours on 5 scales. 4 $\frac{1}{2}$ in. diam. Good condition, tested, 35/-.

HIGH VOLTAGE POWER UNITS Input 200-250 v. A.C. mains. Output 200 v. D.C., 200 milliamps. Fully smoothed. Metal rectifiers. £5/10/-, plus 15/- carriage.

RI09A RECEIVERS. 8 valve superhet using 5 x ARP12's and 3 x AR8's covering 2-12 Mc/s. Contains vibrator pack and 3 $\frac{1}{2}$ in. speaker and operates from 6 volt battery, consumption 1 $\frac{1}{2}$ amps. Housed in metal case 13 x 12 x 1 $\frac{1}{2}$ in. Complete with valves and circuit. Very good condition. Tested. £4/7/6, carr. pd.

SCR522 TRANSMITTER/RECEIVERS. 100-150 Mc/s. Comprises BC624A rec., and BC625 trans. All complete with valves, and in first-class condition. BC624A, less relay, 39/6. With relay, 49/6. BC625, 49/6.

RT37/PPN2 BEACON TRANSMITTER-RECEIVER. 214-234 Mc/s. Size 13in. x 10in. x 5in. Contains 5 3A5, 3 IS5, 1 IR5 and 2 2 v. synchronous vibrators. Operates from 2 v. accumulator via 2 built-in vibrators. Complete with telescopic mast antenna system (9 $\frac{1}{2}$ ft.), lightweight headphones. Technical Manual, super quality carrying haversack, cords, co-ax. cables, plugs, etc. Total wt. 28lb. BRAND NEW, boxed, American equipment, 72/6.

PYE 45 Mc/s IF STRIPS. Complete with 7 valves and CIRCUIT. New. ONLY 39/6.

RF UNITS. ALL BRAND NEW AND BOXED. RF24 10/-, RF25 12/6, RF26 25/-, Post 2/6.

TWO-WAY MORSE TRAINING SETS, W/T Mk. 3. Consists of 2 valve oscillators (ARP12's) (one with pitch control), for 1 or 2 operators. Has provision for creating "atmospherics." In polished oak case 12 $\frac{1}{2}$ in. x 10in. x 8in., wt. 16lb. Complete with valves, leads, 2 keys, 7-way terminal board, circuit and instructions, but less batteries and phones. Ideal for Cadets, Scouts, etc. SNIP, 19/6, carr. 7/6.

COMMUNICATIONS RECEIVER CR100. Covers 60 Kc/s. to 30 Mc/s. in 6 ranges. 2 RF's and 3 IF's, variable selectivity, B.F. Osc., etc. Operates from 210-250 v. A.C. mains. Size 16in. x 12 $\frac{1}{2}$ in. x 16 $\frac{1}{2}$ in. deep, wt. 82lb. S.A.E. for illustrated details. Overhauled, first class condition, £21. CR100/2 with side-tone facility, superb condition, £25. Plus £2 carr. and pkg. (£1 refund when pkg. case returned.)

VARIAC TRANSFORMERS. Semi-variable input 200-240 v. 50 c/s. Output 7.5 amps., 1.65 KVA. 8 x 4 $\frac{1}{2}$ x 4 inches. Wt. 14lb. 89/6.

CONSTANT VOLTAGE TRANSFORMERS (Advance ex-W.D.). Input 190-260 v. A.C. Output 230 v. 2.5 KVA. Brand new condition, £27/10/-.

PLEASE ADD POSTAGE OR CARRIAGE ON ALL ITEMS

CHARLES BRITAIN (Radio) Ltd.
 11 UPPER SAINT MARTIN'S LANE,
 LONDON, W.C.2. Temple Bar 0545
 One minute from Leicester Square Station (up Cranbourn Street)
 Shop Hours: 9-6 p.m. (9-1 p.m. Thursday) Open all day Saturday

DON'T SHORT CIRCUIT

PHOTO PRINTED CIRCUITS LTD.

FOR
BEST · CHEAPEST · EARLIEST · PRINTED CIRCUITS



GUILDFORD ROAD, BISLEY, SURREY

BROOKWOOD 2200-3297


— ARMY SIGNALLING LAMPS —

12 volt, in metal container with carrying strap. Contents: 3 spare bulbs, operator's lamp and spare bulbs, morse key, plugs and 3 coloured screens (red, green, amber).

12/6 P. & P. 2/6



12 VOLT RECEIVERS type 1125d



Contents: two 9D2 valves, 3-1 interval transformer, one mu-metal multi-ratio transformer, etc.

10/- P. & P. 2/-

POWER FACTOR CONDENSERS

160 μ F 290 V.r.m.s. 50 cycles. Fitted with discharge resistance. In manufacturer's cases. £2 P. & P. 5/-

We can still supply the "Complete Radar Transmitter and Receiver Indicator" and "Transmitter/Receiver pack, Complete Table and Equipment" as per March advt. p.142.

A. PRESTON & SONS

186 Sussex Way, London, N.19. Phone: ARChway 5951

5mm. & 7.5mm. Pea Bulbs

CAP. L.E.S. to British Standard 98/E5. Diameter 5mm. Length 8mm. BALLOONS. Tubular 5mm. Spherical 7.5mm. OVERALL LENGTH. Tubular 15mm. \pm 1mm. Spherical 16mm. \pm 1mm. RATINGS. Voltages up to 24 volts.



VITALITY BULBS

Subminiature and all other indicator types

Vitality Bulbs Ltd., Neville Place, London, N.22

Phone : BOWes Park 0016

— POLYTHENE —

INSULATORS, END CAPS, PLUGS, ETC.

for
T.V. AERIALS

Standard Articles or Special Mouldings

AMPLEX APPLIANCES (KENT) LTD.

19 DARTMOUTH ROAD, HAYES, BROMLEY, KENT

(RAVensbourne 5531)

All export enquiries to

ANGLO NETHERLAND TECHNICAL EXCHANGE LTD.,
3, TOWER HILL, LONDON, E.C.3



Henry's
RADIO COMPONENTS
ELECTRONIC & TELEPHONE EQUIPMENT
(RADIO) LTD.

5, Harrow Road, Paddington, W.2
PADDington 1008/9 and 0401
OPEN MONDAY to SAT. 9-6. THURS. 1 o'clock

TRANSMITTER/RECEIVER

ARMY TYPE 17 MK. II

This well-known R/T Transceiver is offered complete with Valves, High Resistance Headphones, No. 3 Handmike and Instruction Book giving complete details and circuit, contained in strong cabinet. Variable tuning.

Frequency Range: 44.0 to 61 Mc/s
Range approximately: 3 to 8 miles.
Power requirements: Standard 120 v. H.T. and 2 v. L.T.

Ideal for Civil Defence and communications.

BRAND NEW 59'6

Calibrated Wavemeter for same 10/- extra

QUARTZ CRYSTALS

TYPE FT243 fundamental frequencies. 2 pin pin. spacing.
120 TYPES. 5875 kc/s. to 8650 (in steps of 25 kc/s.).
80 TYPES. 5706 kc/s. to 8340 kc/s. (in steps of 33.333 kc/s.).

ALL BRAND NEW 10'/- each.

Set of 120 £22/10/- Set of 80 £15/0/0.

TYPE FT241A 54th harmonic Crystals. 2 pin pin. spacing.
80 TYPES AVAILABLE 20 Mc/s. to 27.9 Mc/s. (in steps of 100 kc/s.). £12/10/- set.

Also

32.5 Mc/s.	36.4 Mc/s.
32.6 Mc/s.	36.5 Mc/s.
32.7 Mc/s.	36.6 Mc/s.
36.3 Mc/s.	36.7 Mc/s.

ALL BRAND NEW 7'6 each.

FT241A 200 kc/s. 10/- each.
Crystal Holders for both Types 1/3 each.

OVER 50,000 VALVES IN STOCK

SEND STAMPS FOR NEW 1957 28-PAGE CATALOGUE

SPECIAL REDUCTION FOR SETS OF VALVES

1A7GT, 1N5GT, 1H5GT, 1A5GT or 1Q5GT or 3Q5GT)	37/6 Set
80 TYPES AVAILABLE 20 Mc/s. to 27.9 Mc/s. (in steps of 100 kc/s.).	£12/10/- set.
10 EF50 (ex Brand New Units) 5/- each	45/-
10 EF50 (Red Sylvanias, ex new units) 6/- each	55/-
6K8G, 6K7G, 6Q7G, 5Z4G, 6V6G	35/-
1R5, 1R5, 1T4, 1R4 or (3R4 or 3V4)	27/6
X66, KTW61, DH63, KT62, U50	35/-
DK96, DF96, DAF96, DL96	32/6
6K8G, 6K7G, 6Q7G, 2SA6G, 25Z5 (or 2E26G)	37/6
12K8GT, 12K7GT, 12Q7GT, 35Z4GT, 35L6GT (or 50L6GT) ..	42/6
12SA7GT, 12SK7GT, 12SQ7GT, 35Z4GT, 35L6GT or 50L6GT	35/-

TRANSMITTER/RECEIVER SCR 522

Comprising the well known BC625 and BC624A. Units complete with 17 valves types 2-832, 3-12A6, 3-128GT, 3-9003, 9003, 6G6G, 1215GT, 12A17GT, 12C8, 6B57. The complete unit is in very good condition having very useful parts including Relays, Transformers, Condensers, etc. Less valves 45/- carr. 5/- With valves 25/15/- carr. paid.

TRANSISTOR PUSH-PULL AUDIO AMPLIFIER

(150 MILLIWATTS OUTPUT)

Build this Push-Pull Amplifier which is ideal for Crystal or Magnetic Pick-up Amplification, Baby Alarm, Microphone Amplifier, etc. Powered by 6-volt Dry Battery lasting for months. Complete Kit of Parts including 4 Transistors and all Components with Circuit (less speaker), 24/10/-.


TRANSISTORS

JUNCTION TYPE P-N-P
(British Manufacture)

RED-SPOT 800 kc/s Audio Frequency	10/-
BLUE-SPOT 1.6 Mc/s Mixer and Frequency Changer	15/-
WHITE-SPOT 2.5 Mc/s R.F. and I.F. Amp.	20/-

All Transistors are Tested and Guaranteed
N.B. The Red-Spot is similar to Mullard OC71

PRE-SELECTED SEVEN TRANSISTOR PUSH-PULL PORTABLE SUPERHET




Just switch to your favourite Station. No tuning, no aerial or earth. Pre-select 3 stations. Complete with all components and seven Transistors, 7 x 4 Elliptical speaker. Teletron Superhet Coils and I.F.T.'s. Powered by 7 1/2 v. dry battery which lasts for months. 150 Milliwatts output. All the above with Circuits, etc., £9/17/6 carr. paid.

ALL COMPONENTS SOLD SEPARATELY

Or with Matched Mullard OC72's (200 Milliwatts Output) and 7 x 4 Elliptical High Resistance Speaker 30/- extra.

Suitable Plastic Cabinet, easy to assemble, 18/6.

Call and hear demonstration model working.



"EAVESDROPPER"

THREE TRANSISTOR POCKET RADIO
(No Aerial or Earth required)

Pre-selected to receive the Light and Home Stations. Total cost, as specified, including Transistors, Transformers, Coils, Condensers and Battery, etc., with circuit & plastic case.

77'6 POST FREE

All items sold separately.
With single 'phone, 82/6. With Acos Mike, 90/- With Min. Hearing Aid, 92/6.

ROTARY CONVERTERS.

Input 24 volt D.C. Output 230 volt A.C. 50 cy., conservatively rated at 100 watts. Brand new in a strong ventilated metal case with switch, input plug and output socket, 105/- Carr. 7/6.

"HOMELIGHT"

2 TRANSISTOR PERSONAL PORTABLE

No Aerial or Earth Required
Pre-selected 2 Stations Receiver

We can supply all components including 2 Transistors, Diode, Resistors, Condensers and Miniature Hearing Aid and Plastic Case size 4 1/2 x 2 1/4 x 1 1/8 and No. 8 Battery.

55/- P.P. 1/6.

All Items sold separately.

TRANSISTOR SIGNAL TRACER

Complete Kit with 2 Transistors, Components. 'Phones with Circuit & plastic case.
42/6

TRANSISTOR SQUARE WAVE GENERATOR

Ideal for signal tracing.
Complete Kit with 2 Transistors, Components, Circuit & plastic case.
25/-

62A INDICATOR UNIT

Containing VCR97 with Mu-Metal Screen. 21 Valves: 12-EF50, 4-8P61, 3-EA50, 2-EB34. Plus Fets, Switches, H.V. Cond., Resistors, Mullhead S/M Dial, Double Deck Chassis and Crystal. BRAND NEW. ORIGINAL CASES. 67/6. Carr. free.

CATHODE RAY TUBES

VCR138A WITH SCREEN ..	£1 15 0
VCR139A ..	£1 15 0
VCR97. Full T.V. picture (carr. 2/-) ..	£2 0 0
VCR517C. Full T.V. picture ..	£1 15 0
MU-METAL SCREENS for VCR97 or 517 ..	10 0
VCR97. Slight-cut-off. Carr.2/- 3BP1. Brand new ..	15 0
	£1 10 0

DIODES

B.T.H. GERMANIUM ..	1/6
MULLARD OA74 ..	2/6
IN21A ..	3/6
IN22, IN23 ..	5/-

INDICATOR UNIT TYPE 1B2A

Unit contains VCR517 Cathode Ray 6in. tube, complete with Mu-Metal screen, 3-EF50, 4-8P61 and 1-5U4G valves, 9 wire-wound volume controls and quantity of resistors and condensers. Offered BRAND NEW (less relay) at 67/6. Plus 7/6 carr. 'Radio Constructor' scope circuit included.

MINIATURE I.F. STRIP TYPE

"373" 9-72 MEG.

Brand new miniature I.F. Strip size 10 1/2 in. x 2 1/2 in. x 3/16 in. high. Valve line up: 2-EF92, 3-EF91 and EB91. With circuit. With valves 42/6.

R.F.24. 10/- R.F.25 12/6 R.F.26 25/-
Brand new with valves, carr 2/6

6 v. VIBRATOR PACKS

Output 180 v 40 m/a., 15/- Brand new.

MODEL-MAKERS MOTORS

Two types available 12 or 24 v. with 1/2" spindle 10/- each.

COLLARO RC/3/554

3-speed single player with crystal turnover pick-up type "T." £8/19/6 carr. 3/6. Brand new in original carton.

RADIO TRADERS LTD.

23 WARDOUR ST., LONDON, W.1 (Coventry Street end)
Phone No. GERard 3977/8 Grams: "Radiotrade"

MANUFACTURERS PLEASE NOTE YOUR ENQUIRIES ARE INVITED FOR ERIE RESISTORS TYPE 0, 1, 2, 8, 9, 16, 7b AND 5b.

WW RESISTORS. 5 watt 1/6; 10 watt 2/6; 15 watt 3/-; 20 watt 3/6. We carry stocks of resistors from 2 watt to 150 watt W.W. Your enquiries invited.

HIGH STABILITY RESISTORS. 1/2 watt 5% 6d.; 1/2 watt 5% 9d.; 1 watt 5% 1/- . A few values in 1% and 2% still available.

ALL ORDERS FOR RESISTORS C.O.D. PLEASE, AS WE CANNOT GUARANTEE TO STOCK ALL VALUES.

W.W. V/CONTROLS. ALL WELL-KNOWN MAKES. Pre-set types 2/6; Spindle types 3/-; Carbon type, less switch spindle and pre-set 2/-. With switch 3/6 each.

CRYSTAL DIODES. Westinghouse WG5B 2/6 each, B.T.H. 1/3 each. Special price for large quantities.

SEMI-MIDGET 2-GANG. .0005 Condenser, size 2 1/4 x 2 x 1 1/2 in. 6/9 each. **AM/FM GANG CONDENSER.** Double 500 pf, double 27 pf size 3 1/2 x 1 1/2 in. 9/6 each.

SPECIAL OFFER OF CURRENT MANUFACTURE ELECTROLYTIC CONDENSERS

8 mfd. 450 v. 2/6 each; 16 mfd. 450 v. 3/-; 32 mfd. 450 v. 4/-; 8 x 8 mfd. 450 v. 3/9; 8 x 16 mfd. 450 v. 4/-; 16 x 16 mfd. 450 v. 4/6; 32 x 32 mfd. 350 v. 5/-. Bias Condensers: 25 mfd. 25 v. 1/6; 50 mfd. 50 v. 1/9. Please note we can offer special discounts for quantities.

ELECTROLYTIC CONDENSERS. Manufacturers' Surplus, in perfect condition. 100 mfd. x 200 mfd. 350 v. surge 5/6 each; 100 mfd. 425 v. surge 5/6 each; 150 mfd. 450 v. wkg. 5/6 each.

BIAS CONDENSERS. 3,000 Mfd. 6 v. 3/6 each; 2,500 Mfd. 3 v. 3/6 each; 1,000 mfd. 12 v. 1/6; 25 mfd. 25 v. 1/3; 50 mfd. 12 v. 1/-.

BLOCK PAPER CONDENSERS. 12 mfd. 250 v. 7/6; 8 mfd. 600 v. 7/6; 4 mfd. 400 v. 3/6; we carry a large stock of block paper type condensers. We invite your enquiries.

MIDGET MICA CONDENSERS. .0001, .0002, .0003, .0004, .0005 5/- per dozen. 200 Assorted Moulded Mica Condensers, popular values..... £2 10 0
200 Assorted Silver Mica Condensers, popular values £2 10 0
200 Assorted Carbon Resistors, 1/2, 1 and 1 watt. Good selection £1 10 0

PAXOLIN SHEET. 18 v., 4 1/2 x 1 1/2 in. 1/6; 10 x 10 x 1/8 in. 1/6; 20 x 20 x 1/8 in. 3/-; 10 x 10 x 1/4 in. 2/-; 20 x 10 x 1/4 in. 4/-. Minimum P. & Pkg. 1/6.

BARGAIN OFFER OF BATTERIES

4 1/2 v. Heavy Duty Bell Battery. Size 6 1/2 x 4 1/2 x 2 1/2 in. 2/6
72 v. H.T. 1.5 v. L.T. Size 6 x 5 x 1 1/2 in. 2/6
150 v. H.T. Size 2 1/2 x 5 1/2 x 1 1/2 in. 5/6
67 1/2 v. Size 2 1/2 x 3 1/2 x 2 1/2 in. 6/6
60 v. H.T. 1.5 v. L.T. 3 1/2 x 3 1/2 x 1 1/2 in. 4/6
All batteries sealed and unused. All plus 1/6 post and pkg. Special reduction for quantities.

4-way Push Button Units 2/6 each. Knobs for same 3/- per doz.
5-way Push Button Units 5/6 each, complete with knobs.

WEARITE COILS. PA4, PO4, PA5, PO5 1/3 each..... doz. 12/-

VALVE HOLDERS. Moulded B9A 7/6; B7G 6/-; Int. Oct. 9/-; Eng. Oct. doz. 4/6

VALVE HOLDER FITTED WITH LOWER CAN 1/6 per doz. extra. Screening cans for B7G and B9A..... doz. 6/-

Paxolin V/H Int. Oct. B9A, B7G, 5/- per doz.; Eng. Oct., 5-pin, 7-pin doz. 3/-

BELLING-LEE PLUGS AND SOCKETS, 5 pin 1/9; 7 pin 2/-; 10 pin each 2/6

AIR-SPACED TRIMMERS, 5, 10, 15, 20, 25, 50; and 75 of pre-set and spindle types 2/- each..... doz. 21/-

PYE PLUGS AND SOCKETS 1/6 per pair, " Tee " pieced...each 1/9

GROMMETS, 1 grs. assorted grommets, 1/4 in. to 1 in.....gross 8/6

POST OFFICE LAMP JACKS No. 10 1/- each..... doz. 9/-

Lamp Covers for same..... doz. 3/-

P74 2-pin and sockets are now available 3/6 each.

OUTPUT TRANSFORMERS. Multi-ratio 5/- each.

WESTECTORS. WX6, WX12, W4 1/- each doz. 9/-

SIGNAL LAMP HOLDERS. Panel mounting, complete with adjusting lampholder 2/- each doz. 21/-

TAG STRIPS. 3-way 2/-; 4-way 2/6; 5-way 3/-; 7-way 4/-; 28-way doz. 12/-

Special offer Westinghouse Rectifier 14A1116 1/2 wave 300 ma. 10/6 each.

POINTER KNOBS. Small black with white line, standard 1/4 in. spindle 7/6

WANDER PLUGS. Red and black..... doz. 2/-

PHILIPS TRIMMER TOOLS 1/- each..... doz. 10/6

CASH WITH ORDER OR C.O.D. ALL ORDERS DEPT. W.1. ALL ORDERS FOR LESS THAN £2 ADD POSTAGE

We invite your enquiries for items not listed

Trade Counter open 9 to 6 Monday to Friday

Also 9 to 1 Saturdays. Callers welcomed.

WHOLESALE MANUFACTURERS' AND EXPORT ENQUIRIES INVITED

RELAYS P.O. TYPE 3000



BUILT TO YOUR SPECIFICATION
QUICK DELIVERY
KEEN PRICES
CONTACTS UP TO 8 CHANGE OVER

METERS GUARANTEED

F.S.D.	Size	Type	Price
100 Microamp	2 1/2 in.	MC/FR	50/-
250 " (multirange scale)	3 1/2 in.	MC/FR	55/-
500 " (scaled 0/15 KV)	2 in.	MC/FR plug type	18/-
1 Milliamp	2 in.	MC/FR Elliot 5Q/87	27/-
30 "	2 1/2 in.	MC/FR	12/-
100 "	2 1/2 in.	MC/FR	12/-
20 Amp.	2 1/2 in.	MI/FR	12/-
25 "	2 1/2 in.	MI/FR DC	7/-
50 "	5 in.	MI/FR	60/-
50-0-50 Amp.	2 in.	MC/FR	12/-
15 Volt	2 1/2 in.	MI/FR	15/-
20 "	2 in.	MC/FS	10/-
40 "	2 in.	MC/FS	10/-
300 "	2 in.	MC/FS	10/-
300 "	2 1/2 in.	MI/FR	25/-
300 "	5 in.	MI/FR	60/-

CROSS POINTER METERS. With 2 separate 100 microamp movements Brand new 22/6. Post 2/-.

PORTABLE BLOWERS 200/250 v. AC/DC 300 watts with switch and lead 1 1/2 in. outlet £5, carr. 7/6.

VOLTAGE REGULATORS. Input 230 v. A.C., 21 amp. Output 57.5 v. t. 228 in 16 steps with current limiting reactor. These variable transformers are brand new and not removed from equipment, £12/10/- each, carriage 10/-

CIRCUIT TESTER in wood case 9 in. x 6 in. x 4 in. 2 1/2 in. Flush Round meter, 50 milliamps, basic movement 10 M/A with leads, 10 Ω pot. provision for 1.5 v. batt. Ideal for conversion 17/6, post 2/6.

TELEPHONE UNITS. SOUND POWERED. NO BATTERIES REQUIRED! Just connect with twin flex for 2-way conversation, 9/- per pair. Twin Flex 4 1/2 yd. Post 1/6. One pair each and will avoid changing over from mouth to ear, 18/- . Two pairs each complete with cord, plug and socket 27/6.

HANDSETS, G.P.O. type, but sound powered, complete with cord, plug and socket, 50/- per pair, post 2/6. The ideal job for home or office, just connect with flex.

BELL SETS. G.P.O. type 25, 17/6 ea. Post 2/-.

RINGING GENERATORS for same, 10/6. Post 2/-.

BATTERY CHARGERS. Output up to 22 v. 10 amps., controlled by two 4-position rotary switches for fine and coarse control. Input 200/250 v. A.C. 50 cy, fused for A.C. and D.C., clear scaled ammeter. Brand new made by S.T.C. £17/10/- . Carr. 15/-.

CHARTBOARDS. With pantograph arm, perspex scale, protractor head as used in the R.A.F. for navigation purposes, 17 in. square. Brand new will make a useful drawing board. 25/- . Post 3/-.

RADIATION MONITORS. Philips Type 1092c. A portable self-contained unit in haversack, measuring Gamma Radiation. Scaled 0 to 10 millirontgens per hour, using Mullard Geiger Counter MX115. £25.

HEADPHONES. Balanced Armature Type DHR, 17/8 per pair. Post 1/6

HEADPHONES. High resistance 4,000 Ω Type CHR, new, 12/6 per pair, post 1/6

VARIAC TRANSFORMERS. Oil filled type. 80 CO 7.5 amps enables 230 v. A.C. mains to be kept constant, 130/- . Carr. 7/6.

RACKS—POST OFFICE STANDARD. 6ft. high with U-channel side drilled for 19 in. panels, heavy angle base. 4ft. 10 in. also in stock.

PHOTOMULTIPLIER NO. 931A. Ideal for film scanning, spectrography Alpha counting, colorimetric measurement, etc., supplied complete in lightproof chamber with lamp, wired with the resistor network, 70/-.

VERNIER DRIVES. Muirhead scaled 0/180 deg. Ratio 38 to 1. Diam. 3 in. 10/6. Post 1/6.

TELEPHONE SETS. For perfect communication between 2 or more positions. Wall Type, one, pair of units, £5. Batteries 5/6. Twin wire 5d. yard. Desk Type, now available, latest modern style. Two complete units ready for use, £8/17/6. Wire 5d. per yard. Post 3/-.

VENT-AXIA FANS—EXTRACTION OR INTAKE. 230/250 volts A.C. 6 in. diam. blades 130/- . 12 volt D.C. 90/- . post 2/9.

RATIO ARM UNITS. Sullivan. 600 ohms + 600 ohms, 50/- . Post 2/6

WHEATSTONE RESISTANCE BRIDGE. 1 to 10,000 ohms. Plug type £2

ROTARY CONVERTERS. Input 24 volt D.C. Output 230 volt A.C. 50 cy conservatively rated at 100 watts, 92/6. Also available in a strong ventilated metal case with switch, input plug and output socket, 105/- . Carr. 7/6.

CHARGING RECTIFIERS. Full wave Bridge 12 volts 2 amps., 13/6, 4 amps 22/6, suitable transformers 2 amp., 24/-, 4 amp., 27/3, post 2/-.

VARIABLE RESISTANCE. 160 ohms, 2 amps., on 10 1/2 in. Twin former gearing with control handle. Suitable for dimming, 35/- . post 2/9, also 50 ohms. 1.5 amp. LOG 50/-.

TERMINAL BLOCKS 2-way fully protected. No. 5C/430. 4/- doz. or box of 50 for 15/-, 3-way, 8/- doz., post 1/6.

L. WILKINSON (CROYDON) LTD

19, LANSDOWNE ROAD, CROYDON

Phone: CRO. 0839 Telegrams: "WILCO," CROYDON



FOR VALVES GUARANTEED ALL TESTED BEFORE DISPATCH

Table listing various vacuum tube types and their prices, including ECC84, ECC85, ECC91, etc.

PUBLICATIONS, ETC. No. 134. F.M. Tuner Construction. No. 138. How to Make Aerials for TV (Bands 1 and 3) and V.H.F. (Band 2).

'Loudspeakers,' by G. A. Briggs. The why and how of good reproduction.

TWO HIGHLY INFORMATIVE PUBLICATIONS The G.M.C. Nine One Two Plus. The FM plus Tuner for the Nine One Two, 2/6.

Collaro Rim Drive electric gramophone unit, Model 3/254, fitted pick-up 'STUDIO "T" 3 speed, 26/12/6 each.

Taxley Switches, assorted. All unused. Many with long locking spindles. Ideal for making up. Special switch units. 9/- doz.

TELELECTOR TRANSFORMERS TYPE T68 Small Mains Transformer suitable for Television Converters, etc.

CILDON TURRET TUNER Conversion to I.F. (no patterning) Nine versions covering three major I.F. Bands, 10 mc/s., 16 mc/s., 38 mc/s., and 3 valve heater supplies (6.3 v., 100 M/A., and 300 M/A.).

WEARITE P-COILS Wearite "P" coils, full range available. 3/- each.

Table listing various electronic components like resistors and capacitors with their values and prices.

T.S.L. Lorenz LPH 65 Treble Speaker, 39/6 each. Solon Instrument irons all voltages 24/- each.

HEATER TRANSFORMERS, 230 v. INPUT. 2 v. 3 a. 8/3 each. 4 v. 3 a. 10/- each.

CONTACT COOLED RECTIFIERS Half Wave 125 v. 80 m/a. 5/- 250 v. 60 m/a. 9/- 250 v. 85 m/a. 10/-

S.T.C. RECTIFIERS RM 4/6, RM2 5/6, RM3 7/6, RM4 16/6, RM5 20/-

PENCIL RECTIFIERS K3/25 4/6, K3/40 6/-, K3/45 6/3, K3/50 6/9, K3/60 7/6, K3/100 11/-

VIBRATORS 4 Pin UX. Base, 12 v. and 6 v., 8/6 each.

HEADPHONES Type CLR 120 ohms, 7/6 pair. Type DHR, 4,000 ohms, 16/- pair.

A large selection of miniature type "A" volume controls now available. Values 5k, 10k, 20k, 50k, 100k, 1 meg., 1 meg., 2 meg. Less switch 2/6 each, single pole 3/9, double pole 4/9.

Large stocks of aerials (send for list) Band III Aerialite 3 element Model 700 x 30/-.

Marconi Type Metal Strip Dropper resistance. 3 voltage tappings. App. 5in. long, 2/- each.

Filament transformer. 230 v. input with 2x6.3 v. Secondary windings. 7/6 each.

Osmor Band I Filter. Designed to reject the Band I B.B.C. signal when break through is noticeable. 10/- each.

Portable case 8 1/2 x 8 1/2 x 4 1/2 in. grey finish, duxine covered, complete with chassis, dial, and speaker fret. 25/- each.


Metal Rectifiers, 12 v. 1 amp 1/6 each, 250 v. 45 m/a., 6/9 each. 250 v. 75 m/a., 7/6 each. 12 v. 1 amp 5/3 each. 12 v. 2 amp 9/- each. 12 v. 3 amp. 13/6 each.

"Tyana" Soldering Iron. 40 watts, standard voltage ranges, weight app. 4 oz. The perfect small soldering instrument. Price 16/6 each.

"Apex" Tuned Filter Unit. A cross-over box for use with combined or separate Band I and Band III aerials. The unit is completely shrouded. 7/6 each.

"Teleton" Ferrite Rod. Long and medium wave, 12/9 each.

"Teleton" Ferrite Rod. Medium wave, 8/9 each.



ALPHA 3 VALVE T.R.F. KIT £5.10.0

- ★ Easy to build. ★ Valves 6J7, 6K7, 6V6GT plus metal rectifier. ★ Walnut cabinet. Full instructions, point to point wiring diagram, circuit diagram, and full shopping list 1/-. All components may be purchased separately.

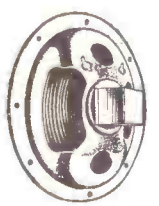
MAINS TRANSFORMERS 3-way Mounting Type

Primary: 230-220-240 v. Secondary: 250-0-250 v. 80 M/A., 0-6.3 v. 4 amp., 0.4 v. 2 amp., both tapped at 4 v. each. 19/8

All these and many other interesting radio and T.V. components are listed in our CURRENT CATALOGUE which is available to you now. Send 1/- in stamps for your copy.

LOUDSPEAKERS

ALL P.M. TYPES LESS TRANSFORMER Waterhouse 5in. unit 17/6 ea. Plessey 8in. unit. 18/6 ea. R. & A. 8in. unit. 18/6 ea. Plessey 12in. unit. 35/- ea.



ALPHA RADIO SUPPLY CO.



NOTE NEW ADDRESS 103, LEEDS TERRACE, WINTOWN STREET, LEEDS, 7.

TERMS: Cash with order or C.O.D. Postage and Packing charges extra, as follows: Orders value 10/- add 1/-; 20/- add 1/6; 40/- add 2/-; £5 add 3/-; unless otherwise stated. Minimum C.O.D. fee and postage 3/-. For full terms of business see inside cover of our catalogue. Personal Shoppers 9 a.m. to 5 p.m. Mon. to Friday.

COMMERCIAL TELEVISION CONVERTER

SUITABLE ANY T.V.


using lower side band

NO ALTERATIONS TO SET

Complete with built-in power supply, 230-250 v. A.C. mains. Case 5½ in. long, 3½ in. wide, 4½ in. high. Incorporating gain control and band switch.

£3/19/6

Plus Post & Packing 2/6.




Illustrated with cover removed.

Coverage 120 Kc/s.-230 Kc/s., 300 Kc/s.-900 Kc/s., 900 Kc/s.-2.75 Mc/s., 2.75 Mc/s.-8.5 Mc/s., 8 Mc/s.-23 Mc/s., 16 Mc/s.-56 Mc/s., 24 Mc/s.-84 Mc/s. Metal case 10 in. x 6½ in. x 4½ in. Size of scale, 6½ in. x 3½ in. 2 valves and rectifier. A.C. mains 230-250 v. Internal modulation of 400 c.p.s. to a depth of 30 per cent., modulated or unmodulated. B.F., output continuously variable 100 milli-volts. C.W. and mod. switch, variable A.F. output and moving coil output meter. Grey hammer finish case and white panel. Accuracy plus or minus 2%.

£4/19/6

or 34/- deposit and 3 monthly payments 25/-. P. & P. 4/6 extra.

COMPLETELY BUILT SIGNAL GENERATOR



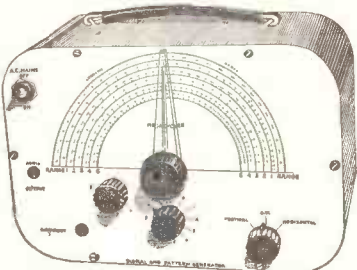
SIGNAL & PATTERN GENERATOR

Coverage 7.6 Mc/s.-210 Mc/s. in five bands, all on fundamentals, slow motion tuning, audio output, 8 vertical and horizontal bars, logging scale. In grey hammer finished case with carrying handle. Accuracy ± 1%. A.C. mains 200-250 V.

£6/19/6

P. & P. 6/8.

Or £3 deposit, P. & P. 5/6 and 3 payments of 30/-.



TRANSISTORISED MEDIUM & LONG WAVE CRYSTAL SET KIT

In plastic cabinet comprising transistor, tuning condenser iron-cored coil, etc., 19/6 P. & P. 1/6.

Point to point wiring diagram 1/-. Free with kit.

A.C. MAINS 3 VALVE CHASSIS

Comprising chassis, tuning condenser, coils, valves, valve holders, volume control, resistors, condensers, 19/6

Point to Point wiring diagram 1/-,

plus 2/6
P. & P.

Free with kit.

BATTERY CHARGER 6 or 12 v. 4 amp.

A.C. Mains 200-250 v. Fitted ammeter, selector switch, fuses battery clips, indicator lamp. Incorporating G.E.C. Metal Rectifier. Ready for use. In grey hammer finish case. Wall fixing, 59/6. P. & P. 3/6.

T.R.F. KIT IN PLASTIC CABINET

3 valve plus metal rectifier, A.C. mains 200-250 v. Medium and long waves. In pastel blue or brown. Valve line-up VR68S and VT52. Size 15½ in. long by 9 in. high by 7 in. deep.


£3/19/6

P. & P. 4/6.

A point-to-point wiring diagram, 1/6. Free with complete kit.

All parts supplied separately.


1,200 ft. Recording tape on plastic spool, 12/6. P. & P. 1/-.
Mains transformer, Primary 110-250. Secondary 0-120-180-200 v. 60 mA, 6.3 v. 2 amp., 10/6. P. & P. 2/-.
8 mfd. 450 wkg. can. size 2" x ½". 1/3 each. 12/- doz



RADIO AND T.V. COMPONENTS (ACTON) LTD.

23 ACTON HIGH STREET, LONDON, W.3

GOODS NOT DISPATCHED OUTSIDE U.K.



CR50 BRIDGE measures 10 pFd to 100 mFd and 1 ohm. to 10 Megohms in fourteen ranges, with a total scale length of over 120 inches. This instrument was specially designed for bench use, having a sloping front panel and extra heavy gauge steel case, finished in black crackle. The controls are arranged so that quick and accurate readings may be taken. Balance indication is by a magic eye fed from a high gain amplifier. A leakage test is incorporated for condensers. Internal standard are 1% accuracy. Complete with all valves and instructions, ready for use from 200/250 volt A.C. mains, £7/18/-, plus 4/6 carr./pack.

SG50 SIGNAL GENERATOR covers 100 kc/s to 80 Mc/s in six continuous ranges on fundamentals with internal modulation or CW. In silver grey case size 9 in. x 13 in. x 4 in. with scale of engraved Perspex in contrasting shade of green. A really handsome generator and still only £8/10/-, plus 6/- carr./packing.

VV50 VALVE VOLTMETER measures up to 250 volts D.C., A.F. and R.F. Complete with valves and probe unit ready for operation from mains. Brand new and boxed at £7/19/6, plus 4/6 carr./pack.

Hire Purchase and Credit Terms now available.

Further details will be sent by return of post on receipt of self addressed and stamped envelope.

Send your order to:—

GRAYSHAW INSTRUMENTS

126 SANDGATE HIGH STREET, FOLKESTONE, KENT

Phone: Folkestone 78618

SAMSON'S SURPLUS STORES Exclusive Purchase!!

S.T.C. RECTIFIER SUPPLY UNIT No. 11 TYPE ZB 10235

Specification:—A.C. input 100-260 volts, 45-65 cycles. D.C. output 24 volts 11 amps. and 130 volts 600 m.a. very conservatively rated. L.T. and H.T. completely smoothed. All circuits fused. Mains on/off switch. Built in grey metal cabinet as illustrated. Height 5ft. 0 in., width 1ft. 7½ in., depth 1ft. 1½ in. Weight 200lb.

These units were originally designed to supply L.T. and H.T. power in conjunction with Bay Power No. 3 to S.O.S./T. 3 channel telephone system, but are ideal heavy duty L.T. and H.T. supply units for the electronic industry, research laboratories, schools, etc. etc. Complete with Instruction Book and circuit. Supplied brand new at a fraction of the maker's price.

£17.10.0 ex-warehouse

If further technical details are required, Instruction Book will be forwarded against a deposit of One Pound. Export enquiries are welcomed. We have a limited number of these units ready packed in original transit cases at a small extra charge.

169/171 Edgware Road, London, W.2. Tel.: PAD 7851
125 Tottenham Court Road, W.1. Tel.: EUS 4982

All orders and enquiries to our Edgware Road branch, please. This is open all day Saturday.

SAMSON'S SURPLUS STORES

LONDON'S GREATEST DEALERS IN RADIO
AND ELECTRONIC EQUIPMENT

HUGE CLEARANCE SALE


OF RADIO AND ELECTRONIC EQUIPMENT DUE TO EXPIRATION OF LEASE OF OUR EDGWARE ROAD BRANCH, AND PRIOR TO OUR REMOVAL TO NEW PREMISES. 1001 BARGAINS FOR CALLERS AND MAIL ORDER CUSTOMERS.

HEAVY DUTY L.T. TRANSFORMERS. Pri. 230 v. Sec. tapped 4 v., 7 v., 11 v. 150 amps. £7/10/- Carr. 7/6. Pri. 220-230 v. Sec. 50 v. 30 amps. £6/10/- Carr. 10/- Pri. 200-250 v. Tapped sec. 12 v. 45 amps. £3/15/- Carr. 5/- Pri. 200-250 v. tapped. Sec. tapped 10-12 v. 16 amps. 35/- Carr. 4/- Pri. 200-240 tapped. Sec. 6 separate windings of 5 v. at 15 amps each. £3/10/- Carr. 7/6. Pri. 200-250 v. tapped. Sec. tapped 28, 29, 30, 31 v. 21 amps. £4/10/- Carr. 7/6. The above transformers are either A.M. or Admiralty rated and supplied new and guaranteed.

NEVLIN 3,000 WATT AUTO TRANSFORMERS. Input 200-250 v. output 110 v. Completely enclosed in grey metal case. With input voltage selector switch and fuses. Supplied brand new at a fraction of maker's price. £9/15/- Plus carr.

BRAND NEW A.M. BLOCK CAPACITORS. By famous maker's. 10 mfd. 500 v. wkg. at 60 deg. C. sub chassis mounting. 6/- 8 mfd. 1,500 v. wkg. at 60 deg. C. 7/6. 8 mfd. 600 v. wkg. at 71 deg. C. 6/6. 4 mfd. 800v. wkg. at 160 deg. F. 4/9. 4 mfd. 400 v. wkg. at 160 deg. F. 3/9. 2.25 mfd. 2,000 v. wkg. at 160 deg. F. 6/6. 2 mfd. 2,500 v. wkg. at 60 deg. C. 7/6. 0.5 mfd. 2,000 v. wkg. at 140 deg. F. 3/9. American 1 mfd. 750 v. wkg. 2/6. 2,000 plus 2,000 mfd. 12 v. wkg. 5/- Postage on all condensers 1/6.

Special Offer of LOW VOLTAGE GEARED MOTORS MADE BY A LEADING AMERICAN MANUFACTURER



TYPE B92. Designed for 12-volt D.C. Gear box fitted with two 1/2 in. dia. drives, fitted

with cams which operate a double-ended plunger spindle. This assembly can easily be removed if not required. No. 1 drive 20 r.p.m. at 12 v. D.C. 15 r.p.m. at 6 v. D.C. No. 2 drive 5 r.p.m. at 12 v. D.C. 3 r.p.m. at 6 v. D.C.

ALSO TYPE B91. Designed for 27 1/2 v. D.C. Operation on 24 v. D.C. No. 1 drive 24 r.p.m. No. 2 drive 6 r.p.m. and on 12 v. D.C. No. 1 drive 16 r.p.m. No. 2 drive 4 r.p.m. Overall size of motor and gear box. 7 1/2 in. x 3 1/2 in. x 3 in. Weight 11b. 14 oz. Supplied brand new at a fraction of the maker's price.

TYPE B92
35/-

TYPE B91
29/6

Post & Packing 2/-

WHEN ORDERING PLEASE STATE WHICH TYPE REQUIRED

ALL MAIL ORDERS TO OUR EDGWARE ROAD BRANCH PLEASE. THIS IS OPEN ALL DAY SATURDAY. HOURS 9-6. 9-1 THURSDAY.

169/171 EDGWARE ROAD, LONDON, W.2

TEL: PAD 7851

AND

125 TOTTENHAM COURT ROAD, W.1.

TEL: EUS 4982

PERSONAL SHOPPERS WELCOME.

ORDERS ACCEPTED M/A FROM COLLEGES, SCHOOLS, LABORATORIES, ETC.

MINIATURE ACCUMULATORS MADE BY WILLARD CO. Set of four in sealed container comprising three 36 v. 0.2 A.H. Size 3 3/8 x 1 1/8 x 3/8 in. Weight 5 1/2 oz. and one 6 v. 1.2 A.H. Size 3 3/8 x 1 1/4 x 3/8 in. Weight 4 1/2 oz. Set of four 12/6. P.P. 1/6.

BRAND NEW HIGH-GRADE HYPODERMIC SYRINGES with one needle. Ideal for the above batteries. 4/6. P.P. 9d.

EXIDE 10 V. 5 A.H. GLASS ACCUMULATORS. Size 7 x 2 3/8 x 5 in. Suitable for models and H.T. unit construction. New in maker's carton. 7/6. Carr. 2/-.

WILLARD AIRCRAFT BATTERIES. 24 v. 11 A.H. Size 8 x 7 1/2 x 7 1/2 in. New in maker's carton. 45/- Carr. 7/6.

COMMANDO ASSAULT TELEPHONE CABLE. 1,000-yard drums. Ideal telephone cable and very useful in the garden and home. 8/11 per drum. P.P. 3/-.

SPECIAL OFFER OF EQUIPMENT WIRE. S.T.C. 7/012 stranded copper plastic covered. Brown, grey, orange, or white. Brand new. 200-yard drums. 12/6, postage 2/- **STERLING WIRE, CO.** 7/36 stranded copper, P.V.C., yellow, blue, green, brown, or red, 500-yard drums. 32/6, postage 2/6. **TWIN P.V.C. BELL WIRE,** 0.024, 23 S.W.G., various colours, 220-yard coils. 25/-, postage 2/-.

METRO-VICKERS MASTER VOLTMETERS. 0-20 v. A.C. 50 cy. M.I. 6 in. mirrored scale. 19/6. P.P. 2/-.

EDDYSTONE SILVER PLATED PLUG-IN COILS. Five pin. 26 turns on ceramic formers, 2 1/2 in. dia. Brand new in maker's cartons. 7/6. P.P. 2/-.

ALKALINE BATTERIES. Crates of five cells giving 6 v. at 58 A.H. Size of wood crate 15 x 5 1/2 x 11 1/2 in. £5/19/6, plus carr. 7/6. Single cells 2.4 v. 18/20 A.H. Size 4 1/2 x 6 x 3 3/8 in. 15/-, carr. 2/-.

36FT. AERIAL MASTS. R.A.F. Type 50. Complete kit consists of a tubular steel section, length 4ft. Dia. 2 in. Set of pickets. Top plate. Base plate. Guys and all fittings. Supplied new in canvas carrying bags. Ideal for T.V. aerial masts. £7/10/-, carr. 7/6. Extra sections 15/- each, carr. 2/-.

CONSTANT VOLTAGE TRANSFORMERS BY SOLA, U.S.A. Pri. 90-125 v. or 190-250 v., Sec. 115 v. at 2 KVA. Pri. and Sec. are completely isolated for 50 or 60 cycle operation. Approx. weight 200lb. £18/10/- each, £35 per pair. Limited supply. Carr. according to distance.

NUTS, BOLTS, WASHERS. Special bargain offer. 5/- Cartons of mixed 2, 4 and 6 B.A. nuts, bolts and washers. Postage 1/-.

CARBON RESISTORS. 1/2 watt. 10/- per 100. Large selection of values. Postage 1/-.

HIGH GRADE SLEEVING. 1 1/2 mil.-5 mil. Mixed bundle. 2/6, postage 1/-.

SPECIAL OFFER OF EX-GOVT. DRY BATTERIES. 120 v. layer type, size 3 x 2 1/2 x 2 in, 3/6. 72 v. plus 1 1/2 v. layer type size 6 x 5 x 2 in., 3/6. Heavy duty 1 1/2 v. cells size length 7 in. dia. 2 1/2 in. 2/6. Postage on all batteries 1/6.

SUMMER SALE

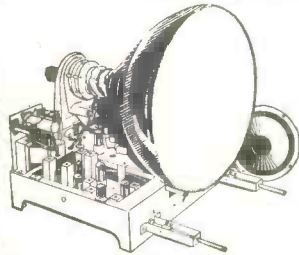
T.V. CONSTRUCTOR CHASSIS

SOUND AND VISION STRIP. 35/6. Tested working. Complete vision strip LESS valves FREE drawing P. & P. 2/6 I.F.'s 16.5-19.5 m/cs **POWER PACK.** 39/6. R.F. E.H.T. unit, tested working LESS valves FREE drawing Ins. Carr., 5/-
TIME BASE. 25/6. Tested working Complete with focus coil LESS valves. FREE drawing. P.P. 3/6.

T.V. CHASSIS 79/6

Complete chassis by famous manfr. Easily converted to I.T.A. R.F. E.H.T. unit included. A.C. s/het. 3 separate units (power, s/vision, t/base inter-connected), 8in. P.M. speaker and drawings FREE with each order. I.F.s 16.5-19.5 m/cs; Carr. and ins. 10/6. Drawing 2/6.

14in. T.V. CHASSIS £13.19.6



Complete with tube and speaker, modified ready working. Fully guaranteed for 3 months. These are demonstrated in our shops. LESS valves. As above with 5 valves £15/19/6. With all the valves £19/19/6. (Some delay on the latter). Ins., carr., tube incl., 25/- Channels 1 and 2 only, but enquire for all other channels.

17in. TUBE RECTANGULAR on adapted chassis. LESS valves, £19/19/6. With 5 valves £21/19/6. Or complete with all valves, £25/19/6.

Ins., carr., 25/-. Free drawing with order, or 3/6.

RECTANGULAR T.V. TUBES used with 12 MONTHS GUARANTEE

17 in. £7.10. 14 in. £5.10. We are now able to offer this wonderful guarantee. 6 months' full replacement and 6 months' progressive. Made possible only by improved high quality of our tubes. Carr. and Ins. 15/6.

CONVERT YOUR 9in.-10in.-12in. to 14in.-15in.-17in. Our pamphlet is FREE, and on many sets it costs only the tube to give you these giant pictures. **SPECIAL OFFER:** 14in.-15in.-16in. T.V. Tubes £5. Perfect. See them working in our shops. **12in. T.V. TUBES £6.** Shortage may cause delay, enquire first and save petrol. We may have alternative and can tell you delay if any. 15/6 carr. and ins. on all tubes. Send for FREE CATALOGUE.

DUKE & CO. (W.W.) 621/3 Romford Rd., Manor Park, London, E.12

GRA. 6677-8-2791

T.V. AERIALS 25/6



For all I.T.A. and F.M. channels. For outdoor or loft. 3 element type, at half their original cost. P. & P. 2/6.

ARGOSY RADIOGRAM CHASSIS 99/6

6 valve. Latest models. 3 w/band and gram switched. Well over 4 watts output at less than 5% distortion. 4 controls including full tone range. A beautiful chassis LESS valves. Drawing FREE with order or 3/6. Ins. and carr. 5/6.

ARGOSY PUSH PULL R/GRAM CHASSIS 139/6

8 valve. Latest models. 3 w/band and gram. switched. Over 10 watts output. Full tone range, 4 knob controls. Ins. and carr. 5/6. LESS valves.

RADIOGRAM CHASSIS 29/9

5 valve s/het. Including 8in. speaker. 3 w/band. A.C. mains. Complete. less valves. Front drive. Chassis size, 12in. x 10in. x 8in. Free printed dial. Carr. and ins. 4/6.

IDEAL RADIO or R/GRAM CHASSIS 39/9

3 w/band and gram. S/het 5 valve (octal). Ideal for table gram, but still giving high quality output. 4 knob control. 8in. P.M. speaker, 7/9, with order. Set of knobs, 2/-. Chassis 15in. x 6in. x 7 1/2 in. Ins. and carr. 4/6. 8in. P.M. SPEAKERS. 8/9. Stocks cannot last. Let the lady of the house listen to that T.V. or Radio programme. P. & P. 1/9.

COIL PACKS. 3/9. 3 w/band, including 2 gang cond., pair 465 I.F.s. Printed dial. P. & P. 2/3.

MAINS TRANSFORMERS. 3/9. 4 v.-4 v. heaters. 200-250 v. prim. P. & P. 2/3.

MAINS TRANSFORMERS. 3/9. 12 v.-4 v. Heaters. Prim. 100-250 v. Ideal auto trans. P. & P. 2/3.

Liverpool St. to Manor Park Station—10 mins.

EDDY'S (Nottm.) LTD.

172 ALFRETON ROAD, NOTTINGHAM

ALL NEW AND GUARANTEED VALVES PACKING AND POSTAGE 6d. a valve

ALL TESTED BEFORE DESPATCH			
EABC80	7/6	PL81	11/6
EB34	2/6	PL82	10/-
EB91	6/3	PL83	11/6
EBF80	8/11	PY80	8/-
ECC81	8/6	PY81	8/11
ECC83	8/6	PY82	7/-
ECC84	11/-	UCH42	10/3
ECC85	9/6	UF41	8/11
ECF80	12/3	UL41	9/11
ECF82	10/11	UY41	7/11
EF41	9/3	VU111	1/6
EF90	8/3	IR5	7/6
EF86	11/6	IS5	7/3
EF91	6/6	IT4	7/3
EL41	9/11	3S4	7/6
EL84	10/6	3V4	8/3
EY51	9/11	5Y3GT	7/3
EY86	10/3	5Z4G	8/3
EZ40	7/11	6J5	2/11
EZ80	8/3	6K7G	2/11
PCC84	9/11	6J7G	6/11
PCF80	10/-	6L8	12/11
PCF82	9/11	6Q7GT	8/3
PEN46	5/11	6V6GT	5/11
		6X4	6/11
		6X5GT	6/6
		7C5	7/11
		7C6	7/11
		7S7	8/11
		7Y4	7/11
		12AH8	10/3
		12J7GT	10/11
		12K7GT	8/11
		12K8GT	12/6
		12Q7GT	8/11
		14S7	11/6
		25L6GT	8/11
		25Z4G	8/11
		35Z4GT	7/11
		35L6GT	8/11
		30L1	11/9
		807	3/11
		954	1/6
		955	3/11
		956	2/11
		958	3/11
		9003	5/6

C.W.O. or C.O.D. ONLY
SIX OF A TYPE VALVES 5% DISCOUNT
PACKING AND POSTAGE FREE OVER £2. NO LISTS

B T-H TRANSISTORS

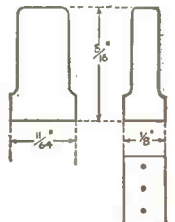
Pioneers in the field of crystal devices, British Thomson-Houston, by constant advances in manufacturing techniques, are able to supply transistors of unsurpassed quality at highly competitive prices.

LARGE QUANTITIES AVAILABLE FROM STOCK

Type	Typical cut off frequency (Common Base) Mc/s	Current Amplification β_{21} (Common Emitter)	Maximum Peak Collector Voltage Volts	Maximum Collector Current mA	Maximum Power Dissipation mW
GT 1	0.8	20	-15	-10	50
GT 2	0.9	40	-15	-10	50
GT 3	1.0	65	-15	-10	50
GT 11	40	30	-15	-10	25
GT 12	60	40	-15	-10	25
GT 13	90	50	-15	-10	25

Ratings given pertain to ambient of 25°C.

Maximum Storage Temperature 55°C.



BRITISH THOMSON-HOUSTON

THE BRITISH THOMSON-HOUSTON COMPANY LIMITED • RUGBY • ENGLAND

an ASEA Company

HANNEY

OFFERS

All components for Osram and Mullard Amplifiers and F.M. Tuners.

Send stamp for list.

L. F. HANNEY

77 LOWER BRISTOL ROAD, BATH

Tel.: 3811

NEW EDITION TELEVISION RECEIVING EQUIPMENT

By W. T. COCKING.

30/- Postage 1/-.

The Radio Amateur's Handbook, by A.R.R.L., 32/6. 1957. Postage 1/6.

HI-FI Handbook, by W. F. Boyce. 22/6. Postage 1/-.

Transistor Techniques, Gernsback Library, No. 61. 12/- Postage 8d.

Television Engineering, Principles and Practice. Vol. 3. By S. W. Amos and D. C. Birkinshaw. 30/- Postage 1/-.

Improve Your Reception, by J. Cura and L. Stanley. 5/- Postage 4d.

Television Explained, by W. E. Miller. 12/6. Postage 9d.

The Electrical Production of Music, by A. Douglas. 28/- Postage 1/-.

Radio Valve Data. Compiled by "WW." 5/- Postage 6d.

THE MODERN BOOK CO.
19-23 PRAED STREET LONDON, W.2

BRITAIN'S LARGEST STOCKISTS OF BRITISH AND AMERICAN TECHNICAL BOOKS

Please write or call for our catalogue. PADDINGTON 4185. Open 6 days 9-6 p.m.

NEW S.T.C. AND "WESTALITE" SELENIUM RECTIFIERS. Largest L.T. range in Great Britain. Latest Current Products. NOT Surplus.

REDUCED PRICES (1st APRIL)

S.T. & C. E.H.T. K3/15, 4/9; K3/45, 8/10; K3/50, 9/4; K3/100, 15/10; all post 4d. extra.
BRIDGE CONNECTED FULLWAVE:
17v. 1a., 12/8; 1.5a., 25/-; 2.5a., 31/-; 3a., 29/-; 4a., 35/-; 5a., 36/6; all post free.
33v. 0.6a., 21/3; 1a., 21/9; 1.5a., 43/-; 2a., 51/-; 3a., 51/-; 4a., 61/-; 5a., 65/-; all post 1/6.
54v. 1a., 31/6; 1.5a., 59/-; 2a., 70/-; 3a., 70/-; 5a., 92/-; 72v. 1a., 40/-; 1.5a., 74/-; 2a., 90/-; 3a., 90/-; 5a., 118/-; 100v. 1a., 58/-; 1.5a., 106/-; 2a., 128/-; 3a., 128/-; 5a., 172/-; all post 1/10.

BRIDGE CONNECTED WITH 7 1/2 in. SQUARE COOLING FINS. 17v. 6a., 51/-; 10a., 58/-; post 2/3.

BRIDGE CONNECTED HEAVY DUTY FUNNEL COOLED or 7 1/2 in. SQUARE COOLING FINS. Both types, same price.
17v. 12a., 90/-; 20a., 114/-; 30a., 164/-; 50a., 265/-; 33v. 6a., 85/-; 10a., 98/-; 12a., 168/-; 20a. 194/-; 54v. 6a., 118/-; 10a. 138/-; 72v. 6a., 152/-; 10a., 178/-; 100v. 6a. 217/6; 10a., 255/-; all post 3/-.

REVISED PRICES (7th FEB.)

"WESTALITE" (BRIDGE). 12-15v. D.C. 0.6a., 12/-; 1.2a., 30/-; 2a., 32/6; 2.5a., 49/-; 5a., 37/6; 10a., 64/6; 20a., 117/6; 30a., 171/-; 50a., 278/-; 24v. 1.2a., 30/-; 2.5a., 49/-; 5a., 60/-; 10a., 109/6; 20a., 208/-; 36v., 1.2a., 47/6; 2.5a., 84/-; 5a., 82/6; 10a., 154/6; 100v. 1.2a., 82/6; 2.5a., 154/6; 5a., 195/6; 10a., 391/- All post extra from 1/6-3/-. E.H.T. Rects., 14D134, 25/-; 36EHT60, 35/10, post 4d. 1 m.a. A.C./D.C. meter-rects 14/6.

Wholesale and Retail Special Price for Export and Quantity

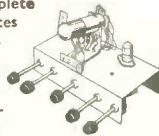
T. W. PEARCE

66 Great Percy Street, London, W.C.1
Off Pentonville Road. Between King's Cross and Angel

OSCILLOSCOPE

(MINIATURE TYPE—1" C.R.T.)

Supplied in kit form complete with full instructional notes for radio & T/V servicing. Operates from power supply of most AC domestic radio receiver equipment or from power unit supplied as an extra.



Cash £10 (inc. post/pkg.) or **£2 down** and 9 monthly instalments of **£1** (Power unit, if required, £3 extra)

Order now or send for further details to:—
EMI INSTITUTES Dept. S.C.127, LONDON, W.4.

Morse Code operating as a PROFESSION

The essential qualification of a Radio Officer at sea, in the air or ashore is **EXPERT MORSE OPERATING.** The Candler method of teaching Code is known the world over.

45 years of teaching Morse Code is proof of the efficiency of the Candler system.

Send 2½d. stamp for Payments Plans and full details of all Courses.

THE CANDLER SYSTEM CO.
(55W) 52b ABINGDON ROAD, LONDON, W.8
Candler System Co., Denver, Colorado, U.S.A.

BRASS, COPPER, DURAL, ALUMINIUM, BRONZE

ROD, BAR, SHEET, TUBE, STRIP, WIRE
3,000 STANDARD STOCK SIZES

No Quantity too Small. List on Application

H. ROLLET & Co. Ltd.

6 Chesham Place, S.W.1. SLOane 3463
ALSO AT LIVERPOOL, BIRMINGHAM, MANCHESTER, LEEDS

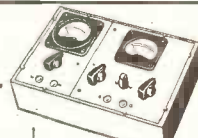
FM and HI-FI COMPONENTS

WIRELESS WORLD FM TUNER UNIT
DENCO FM TUNER circuits 1s. 6d.
RADIO CONSTRUCTOR FM " 2s. 0d.
MULLARD AMPLIFIERS " 3s. 6d.
G.E.C. 912 PLUS AMPLIFIERS " 4s. 0d.
G.E.C. FM PLUS TUNER " 2s. 6d.

Separate price lists on request to

J. T. FILMER MAYPOLE ESTATE
BEXLEY, KENT
Tel.: Bezelghouth 7967

PORTABLE TEST PANEL



for workshop or students' use

Two separate moving coil meters for voltage, current and resistance measurement. In wooden case with metal front and test prods.

Ranges (AC & DC)
0-30mA
0-10v, 0-25v
0-500v
0-10,000 ohms
Size 8 1/4" x 5 1/4" x 2 1/4"
light and portable.

Cash £6 (inc. post/pkg.) or **£2 down** and 5 monthly instalments of **£1**

Order now from:—
E.M.I. Institutes, Dept. T.P.127, London, W.4.

COVENTRY RADIO

COMPONENT SPECIALISTS SINCE 1925

We have now trebled the size of our premises in order to supply a larger range of Components, Amplifiers and HI-FI Equipment.

Send your enquiries to:

189-191, DUNSTABLE ROAD, LUTON, BEDS.

New Telephone No.—**LUTON 7388-9**

LOUDSPEAKER CABINETS

For

GOODMANS W.B. G.E.C. KELLY and JENSEN

STANDARD BASS REFLEX CABINETS
Demonstrations without Appointment

You can see your cabinet being made in our cabinet-making workshop


Cabinets made to order.

ARMSTRONG CHASSIS AND AMPLIFIERS LOUDSPEAKERS

Open till 5.30 Saturdays.

A. DAVIES & CO. (Cabinet Makers)

3 Parkhill Place, off Parkhill Road, London, N.W.3. GULLIVER 5775



WIRELESS SET

No. 19 MK II

The famous Army Tank Transmitter-Receiver. Just released by the Ministry of Supply. Incorporates "A" set (TX/RX covering 2.0-8.0 Mc/s., i.e. 37.5-150 metres); "B" Set (VHF TX/RX covering 230-240 Mc/s., i.e. 1.2-1.3 metres), and Intercomm. Amplifier. Complete with 15 valves as follows: 6 of 6K7G, 2 of 6K8G, 2 of 6V6G, and 1 ea. 6B8G, 6H6, E1148, EF50, 807, and booklet giving circuits, notes, etc.
Size 17½ in. x 8½ in. x 12½ in. Magnificently made by famous American firms.

IN BRAND NEW CONDITION. ONLY £4/19/6
(carriage, etc., 10/6).

R1155 SUPER SLOW-MOTION TUNING ASSEMBLY. As used on all late model 1155s. Easily fitted to "A" sets, etc. **ONLY 12/6.**

RF UNITS TYPE 26. For use with the R.1355 or any receiver with a 6.3 v. supply. This is the variable tuning unit which uses 2 valves EF54 and 1 of EC52. Covers 65-50 Mc/s. (5-6 metres). Complete with valves, and BRAND NEW IN MAKER'S CARTONS. **ONLY 25/- each.**

MARCONI BAND III CRYSTAL CALIBRATORS. Frequency range 170-240 Mc/s. Incorporates 5 Mc/s. crystal for better than .001 per cent. accuracy. Directly calibrated dial, internal A.C. mains pack. Complete with spare set of valves and instruction manual in maker's transit cases. **BRAND NEW. ONLY £4/19/6.**

CLASS D WAVEMETER. Another purchase of this famous crystal-controlled wavemeter which has been repeatedly reviewed and recommended in the "R.S.G.B." Bulletin as being suitable for amateur transmitters. Covers 1.9-8.0 Mc/s., and is complete with 100/1,000 kc/s. crystal, 2 valves ECH35, two 6-volt vibrators and instruction manual. Designed for 6 v. D.C. operation, but simple mod. data for A.C. supplied. **BRAND NEW IN MAKER'S TRANSIT CASES. ONLY £5/19/6.** Transformer for A.C. modification, 7/6.

A.C./D.C. BLOWERS. 220/250 volts, 300 watts. 1½ in. diam. outlet. Complete with filter pads. **BRAND NEW. ONLY £4/19/6.**

INSULATION TESTERS (MEG-GEERS). Read up to 20 megs. at 500 volts pressure. Overhauled, and in perfect order. With leather carrying case. **ONLY £9/19/6.**

POWER UNIT TYPE 3. Primary 200/250 v. 50 cycles. Outputs of 250 v. 100 mA. and 6.3 v. 4 amps. Fitted with H.T. current meter, and voltmeter. For normal rack mounting and has grey front panel size 19 in. x 7 in. **ONLY 70/-** (carriage, etc., 7/6).

EHT TRANSFORMERS. 5.5 kV. (Rect.) with 2 v. 1 a., 79/6. 7 kV. (Rect.) with 2 v. 1 a., 89/6. 2.5 kV. (Rect.) with 2-0-2 v. 1.1 a., 2-0-2 v. 2 a. (for VCR 97 tube, etc.), 42/6 (postage 2/- per trans.).

6 v. VIBRATOR PACKS. Output approx. 130 v. at 30 mA., fully filtered and smoothed. Complete. **ONLY 12/6.**

TRAWLER BAND R1155s.

The latest version of this famous Communications Receiver to be released by the Air Ministry. Covers 5 wave ranges: 18.5-7.5 Mc/s., 7.5-3.0 Mc/s., 3.0-1.5 Mc/s., 1.5 Mc/s.-600 kc/s., 500-200 kc/s. As used by Coastal Command, Air-Sea Rescue Launches, etc. All sets thoroughly tested and in perfect working order before despatch, and on demonstration to callers. Have had slight use, but are in excellent condition. **ONLY £12/19/6.**

A.C. MAINS POWER PACK OUTPUT STAGE, in black metal case, enabling the receiver to be operated immediately, by just plugging in without any modification. Can be supplied as follows: WITH built-in 6½ in. P.M. speaker, £5/5/-, LESS speaker, £4/10/- With 8 in. P.M. speaker, £6/10/- DEDUCT 10/- IF PURCHASING RECEIVER AND POWER PACK TOGETHER.

Send S.A.E. for illustrated leaflet, or 1/3 for 14-page booklet which gives technical information, circuits, etc., and is supplied free with each receiver. Add carriage: 10/6 for Receiver, 5/- for Power Unit.

FREQUENCY METERS TYPE L.M.



The United States Navy version of the BC221. Frequency range 125-20,000 kc/s with better than 0.01% accuracy. Contains a Crystal Controlled Oscillator, a Heterodyne Oscillator, and an Audio Frequency Amplifier. Can be used as Signal Generator, having CW-MCW control. **BRAND NEW and UNUSED.** Quotation on request.

METERS

F.S.D.	SIZE AND TYPE	PRICE
50 microamps D.C.	2½ in. Flush circular	59/6
100 microamps D.C.	2 in. Proj. circular	35/-
100 microamps D.C.	2½ in. Flush circular	39/6
250 microamps D.C.	2 in. Proj. circular	30/-
500 microamps D.C.	2 in. Flush square	27/6
500-0-500 micro D.C.	2½ in. Flush circular	27/6
1 m/a D.C.	2 in. Flush square	22/6
2 m/a D.C.	5½ in. Flush circular	45/-
5 m/a D.C.	5½ in. Flush circular	40/-
10 m/a D.C.	2½ in. Flush circular (blank scale)	10/6
150 m/a D.C.	2 in. Flush square	7/6
200 m/a D.C.	2½ in. Flush circular	12/6
8 amps A.C.	3 in. Flush square moving iron	25/-
10 amps D.C.	3½ in. Proj. circular	20/-
20 amps D.C.	2 in. Proj. circular	7/6
40 amps D.C.	2 in. Proj. circular	7/6
15-0-15 amps D.C.	3½ in. Flush square	25/-
30-0-30 amps D.C.	Car type moving iron	5/-
15 volts A.C.	2½ in. Flush circular moving iron	8/6
300 volts A.C.	2½ in. Proj. circular	25/-
2 Kilovolts A.C.	2½ in. Proj. circ. electrostatic	22/6
300 volts D.C.	2 in. Flush square	10/6

MARCONI SIGNAL GENERATOR TF144G. Frequency coverage 85 kc/s. to 25 Mc/s., and known as a Laboratory Standard. For normal A.C. mains, and complete with all leads. Reconditioned **AS NEW. ONLY £75.**

AMERICAN COMMAND RECEIVERS. A few still available. Top band model (1.5-3.0 Mc/s.). Used, good condition, 65/-, OR **BRAND NEW IN CARTONS, 75/-.** BC453 Model, the famous "Q Fiver" (190-550 kc/s.). Used, good condition, 59/6.

MARCONI SIGNAL GENERATORS TF-390G Frequency coverage 16-150 Mc/s. **BRAND NEW IN MAKER'S ORIGINAL TRANSIT CASES,** with instruction manual. For normal A.C. mains operation. A unique opportunity to acquire Laboratory Equipment at a fraction of original cost. **ONLY £27/10/-.**

L.T. HEAVY DUTY TRANSFORMERS. Ex-Admiralty, with 230 v. 50 cycles primary. 1. Secondaries 5, 10, 15, 20, 25, 30 volts at 5 amps. **ONLY 29/6.** 2. Secondaries 7, 14, 21, 28 volts at 12 amps. **ONLY 42/6.** (Postage on either 2/9.)

12-WAY SCREENED CABLE. In 10ft. lengths, fitted with plugs, originally made for use with the 19 Set. **UNUSED. ONLY 17/6 per lead.**

POCKET VOLTMETERS. Not ex-Govt. Read 0-15 v. and 0-300 v. A.C. or D.C. **BRAND NEW and UNUSED ONLY 18/6.**

WALKIE TALKIE TYPE 18. Covers 6.0-9.0 Mc/s. Transmitting and receiving units in metal case, complete with valves. In excellent condition. **ONLY 79/6.**

CRYSTALS. British Standard 2-pin 500 kc/s. 15/-, Miniature 200 kc/s. and 465 kc/s. 10/- each.

AMERICAN 14v. DYNAMOTORS. Output 225 v. 60 mA. Ideal for car radio or running electric shaver from car battery. **ONLY 45/-.**

CHOKES. 10H 60 mA., 4/-; 5H 200 mA., 7/6.

Cash with order please, and print name and address clearly

PLEASE ADD POSTAGE OR CARRIAGE COSTS ON ALL ITEMS

U.E.I. CORPORATION

Radio Corner, 138 Gray's Inn Road, London, W.C.I. Phone: TERMINUS 7937

Open until 1 p.m. Saturdays. We are 2 mins. from High Holborn (Chancery Lane Station) and 5 mins. by bus from King's Cross

the electronic musical instrument manual

By Alan Douglas, M.I.R.E.

New and up-to-date 3rd Edition.

Revised and enlarged, the new edition of this comprehensive handbook covers every design phase of the modern electronic musical instrument. It is the only book in existence in which the British, French, German and American musical instruments are described.

Illustrated with photographs and line drawings. From booksellers, 35/- net.

PITMAN

Parker St., Kingsway, London, WC2

LESLIE DIXON

CHART RECORDERS. By leading British instrument makers, wall mounting, black enam. steel case, 230 volt A.C. synchronous motor tested and guaranteed.

WAVEMETERS. R.G.A. type T.E.149, directly calibrated dial, 2.5 to 5 mc/s, scale length 6ft. By use of harmonics frequencies between 250 Kc/s and 20 mc/s may be determined. Accuracy 0.02%. Complete with valves, crystal and instruction book. Lab. tested and guaranteed. 1191 Wavemeter, new surplus in original transit case with crystal and charts.

PRECISION TEMPERATURE CONTROL OVENS. 230 volts A.C. Admiralty pattern, ideal for quartz crystals; give stability with suitable crystal of 2 parts in a million. Fitted thermostat and thermometer. Temp. adjustable 40/60 degrees Cent. Lab. tested, as new and guaranteed.

400-CYCLE INVERTERS, dual output, 115 volts 3 ph. 750 V.A. and 24/26 volts S.P. 250 V.A. from 28 volts D.C. input.

D.C./A.C. ROTARY CONVERTERS. 24 volts D.C. to 230 volts A.C. 50 cycles S.P. 100/125 watts, £5/5/-, carr. 10/-, 110 volts D.C. input, 230 volts A.C. 50 cy. S.P. 200 watts output £12/10/-, Starters for 200 watt machines. 45/-.

THE LESDIX CRYSTAL SET, suitable for feeding into tape recorder. In neat brown Bakelite case, fitted solid dielectric condenser, crystal diode, tapped litz wound aerial coil, plugs and sockets for aerial, earth and headphone connections. Each set aerial tested and complete with double headphones 30/-, post 2/6.

MUIRHEAD SLOW MOTION DIALS. 4in. solid brass with heavy Bakelite knob 10/-, post 1/-.

Send us your enquiries for: Motors, Dynamos, Transformers, Variable Slider Resistances, Frequency Meters, Ammeters, Voltmeters and any Test Gear you may be interested in. We have large and miscellaneous stocks available.

Leslie Dixon & Co.

Dept. A, 214 Queenstown Road, London, S.W.8
Telephone: MACaulay 2159

GALPIN'S ELECTRICAL STORES

408, HIGH STREET, LEWISHAM, S.E.13
Tel.: Lee Green 0309 Nr. Lewisham Hospital

TERMS: CASH WITH ORDER
(No C.O.D.)

All Goods sent on 7 days' approval against cash

P.M. EXTENSION SPEAKERS. 8in. 3 ohm speech coil, in good condition, 10/-, p/p. 1/6.

EX-GOVT. ROTARY CONVERTERS. 24 volts D.C. Input 50 volts 50 cycles, 1 phase at 450 watts. OUTPUT (complete with Step Up Transformer) from 50 volts to 230 volts, £13/10/- each or CONVERTOR only £9/10/- each.

EX-NAVAL ROTARY CONVERTERS, 110 volts D.C. Input. Output 230 volts 50 cycles 1 phase 250 watts, capable of 50 per cent. overload, in good condition, guaranteed weight approx. 110 lb., £13/10/- each.

H.P. D.C. MOTORS, 110 volts, 3,000 r.p.m., new 35/-; starters to suit N.V.R., 25/-.

MAGSLIP MOTORS, 50 volts, A.C., large size, as new, 8/6, p/p. 1/6 each. Trans. Type, 15/-, p/p. 1/6.

LARGE METER Movements, fairly low F.S.D., average 6 inch deflection, very high quality, 7/6, p/p. 1/6 each.

MOVING COIL Meters, all 2 to 3 inches dia., damaged cases or glasses, 3 for 10/- guaranteed one sound meter, 6 for 13/-, two sound meters, no junk, all are or suitable for M/amp. meters.

MAINS TRANSFORMERS, all 200/250 volts primaries (New) Heavy duty. Output combination of 0/6/12/18/24/30/36 volts 4/5 amps. 38/6 each. Ditto 6/8 amps. 51/6 each. Ditto 15 amps. output, 75/- each. Another combination of 0/6/12/18/24 volts 4/8 amps., 51/6 each. Ditto 10/12 amps., 58/6 each. Ditto 25/30 amps. output, 85/- each.

MEDIUM SPOT WELDER TRANSFORMERS. Input 200/250 volts, OUTPUT combination of 0/9/14/8/18/10/12 volts at 30/70 amps., £5/7/6 each. Ditto 120/150 amps. output. £8/10/- each.

ELECTRIC LIGHT OR POWER CREDIT METERS. 10 amp. load 25/-; 20 amp. load, 47/6; 30 amp. load, 57/6. Fully guaranteed, carriage paid.

PREPAYMENT METERS, 1/- slot, set at 2d. per unit, 10 amp. load, £4/2/6; 20 amp. load, £5/2/6. Carriage paid, fully guaranteed.

6d. SLOT ONLY PREPAYMENT METERS. 5 amp. load only, set at 4d. per unit, 52/6 each. Carriage paid.

LARGE RANGE OF VOLT. AMP AND MILLIAMPER. METERS, from 7/6 each to 50/- each, sizes from 2in. dia. up to 7in. dia. Please state requirements for price.

AUTO WOUND Voltage changer TRANSFORMERS. Tapped 0/110/200/230/250 volts 200 watts, 48/6 each; 350 watts, 57/6 each; 500 watts, 76/6 each; 1,000 watts, £6/5/- each; 2,000 watts, £11 each; 3,000 watts, £17/10/- each.

Any TRANSFORMERS made to order within 7 days from date of order. Please ask for quote. Numerous other items.

MAINS TRANSFORMERS. 110/250 volt input 300/0/300, volt 70/80 M/amps., 12 volt 1 A. 0-4 volt 2 A. Useful for Wireless, Model Trains, Chargers, etc., or as an 80-watt Auto Transformer 110/250 volts, 10/9 each. Guaranteed.

FILM PROJECTOR by "Ross." Silent, 35 mm. Complete with lens, no spools. £12/10/-

FILM PROJECTOR by G.B. Type A.N. Sound or silent, pre-stage, sound head, lens, film boxes, 35 mm., no lamp-house. £30.

STRIP PROJECTOR. 35 mm. Complete in case. £6/10/- 50 WATT AMPLIFIER. Complete with valves. Modern £20; 15 watt £12.

GOOD FILM for cutting into plate size, etc., guaranteed sound, very fast. Spools 5in. by 47 feet, 12/6; ditto, 5in. by 24 feet, 7/6. P/P.

SELENIUM RECTIFIERS. Full wave, bridge connected, 6 or 12 v. output, 23 amps., 15/6; 4 amps. 25/-, Transformers to suit. 25/-, all p/p.

DITTO RECTIFIERS. 6 amps. 37/6; 8 amps. 50/-, Transformers to suit, 51/-, all p/p.

EX-NAVAL TWIN FLARE MOVING COIL SPEAKERS. 10 watt 45/-, carr. 5/-; Single Flare, 10 watt, 22/6, post 3/-.

MORSE SOUNDERS. Ex-G.P.O. As new, in case, 15/-.

THREE-PHASE TRANSFORMER. 110-400 volts. Step up or down. 2 KVA. New, double wound. £25.

VOLTMETER in teak case. 6in. scale, for A.C. and D.C. 0-150 and 0-300 v., mirror scale, knife edge. 30/-.

Clients in Eire and Northern Ireland please ask for quotation as to carriage charges. The above charges apply only to England.

SPLENDID ODD BARGAINS FOR VISITORS.

OPEN ALL DAY SATURDAY

PLEASE PRINT YOUR NAME AND ADDRESS.

A.B. METAL PRODUCTS LTD.

REQUIRE

TOP GRADE

ELECTRONIC ENGINEERS

FOR RESEARCH AND DEVELOPMENT WORK ON

TELEVISION TUNERS

IN ASSOCIATION WITH THE FOREMOST AMERICAN TUNER MANUFACTURER

Top Salary Paid to the Right Men

Non-Contributory Pension Scheme, etc.

Write or phone

17 STRATTON ST., LONDON, W.1
GROSVENOR 5206

SURPLUS VALVES

POST FREE

GUARANTEED NEW AND BOXED

	Price		Price		Price
4D1	3/-	7AN7	8/-	9006	5/-
6AB7	5/-	8D3	9/6	BL63	4/-
6AB8	9/6	9D2	5/-	DC3	5/-
6AC7	6/-	12A6	6/-	DH76	9/-
6AL5	8/6	12AU7	5/-	EAC91	9/-
6AM5	5/-	12BE6	8/6	EB34	2/6
6AM6	9/6	12J5G7	4/6	EB91	7/-
6AT6	9/6	12K7	8/-	ECC82	8/-
6B8G	4/-	12Q7	8/-	ECC83	8/-
6BA6	8/6	12SA7	4/-	ECL80	9/6
6BE6	8/6	12SG7	7/-	EF36	4/6
6BW6	7/6	12SH7	5/-	EF50	6/-
6BX6	9/-	12SJ7	4/-	EF80	9/-
6C6	5/-	12SK7	5/6	EF82	9/-
6CH6	9/-	12SL7	7/6	EF91	9/6
6D6	5/-	12SR7	7/6	EF92	9/-
6F6G	6/-	35Z4	8/-	EL32	5/6
6F8G	10/-	77	4/-	EL91	7/-
6J6	5/6	830B	9/6	H63	7/6
6K6GT	6/-	954	3/6	KT63	7/-
6K7G	5/-	955	5/-	KTW62	8/-
6SA7	6/-	956	4/-	LS78	9/-
6S17	6/-	1625	5/-	PCC84	8/-
6SK7	8/-	1626	4/-	PEN46	6/-
6SN7	8/-	8020	5/-	U76	8/-
6SR7	6/-	9001	5/6	W77	9/-
6SS7	7/6	9004	3/6	Z77	9/6

Discount for quantities. State requirements. Sent by return. Mail Order only.

J. LIMBERG

1 Sears St., Camberwell, London, S.E.5

3 essential books for students and technicians

Foundations of Wireless 6th Ed.

By M. G. Scroggie, B.Sc., M.I.E.E.

349 pp. 12s. 6d. net By post 13s. 6d.

Covers the whole theory of radio

A special feature of this new edition is an entirely new chapter on the increasingly important subject of transistors and semi-conductors while the rest of the text has been brought completely up to date. Written in a simple straightforward style this book is the perfect introduction to radio in all its branches.

Television Receiving Equipment 4th Ed.

By W. T. Cocking, M.I.E.E.

454 pp. 30s. net By post 31s. 6d.

A practical book on television

This is the fourth edition of what may justly be claimed as one of the most important books on television. It deals comprehensively with television receiving equipment and gives many practical details and much design data.

Owing to the rapid development of television this new edition has been largely re-written and, with the addition of 169 pages of new matter, is virtually a new book.

Television Engineering

Principles and Practice
Vol. III: Waveform Generation

By S. W. Amos, B.Sc. (HONS), A.M.I.E.E.,
and

D. C. Birkinshaw, M.B.E., M.A., M.I.E.E.

224 pp. 30s. net By post 31s.

A BBC Training Manual

Gives the application in television of sinusoidal, rectangular, sawtooth, and parabolic waves and shows the mathematical relationship between them. The main body of the text is devoted to the fundamental principles of the circuits commonly used to generate such signals. The treatment is largely descriptive and therefore less mathematical than that of the previous volume.

Published for "Wireless World"

ILIFFE technical books
from leading booksellers

SOUTHERN RADIO'S WIRELESS BARGAINS

TRANSRECEIVERS. Type "38" (Walkie-Talkie) complete in case with Five Valves (Four A.R.P.12. One A.T.P.4). Untested by us, are serviceable, but no guarantee. £12/6 each.

ATTACHMENTS for Type "38" Transreceiver. **ALL BRAND NEW: HEADPHONES** with Plug and Lead, 15/6; **THROAT MICROPHONE** with Plug and Lead, 4/6; **JUNCTION BOX** 2/6; **AERIAL** No. 1, 4ft., 2/6; **AERIAL** No. 2, 4½ft., 5/-; **WEBBING** for "38" 4/-; **HAYERSACKS**, 5/-; **SPARE VALVES** A.R.P.12, 4/6; A.T.P.4, 3/6.

TRANSRECEIVERS. Type "18" Mark II. (Receiver and Sender) in Metal Case. Six Valves; Microammeter, etc. Less External Attachments, £4/10/-.

ATTACHMENTS FOR USE WITH "18" Transreceiver. **HEADPHONES** with Plug and Lead, 15/6; **HAND MICROPHONE** (4a) with Lead and Plug 12/6; **AERIALS**, 5/-.

RECEIVERS R.109. 8-valves S.W. Receiver with Vibrator Pack 6-volts; Built-in **SPEAKER**. Metal Case, £5.

RESISTANCES. 100 ASSORTED USEFUL VALUES. New Wire-ended, 12/6 per 100.

CONDENSERS. 100 ASSORTED: Mica; Tubular, etc. New, 15/- per 100.

BOMBSIGHT COMPUTERS. Ex-R.A.F. NEW. Ideal for Experimenters. A wealth of Components; **MOTORS, GEARS**, etc., etc., £3.

LUFBERG HOLE CUTTERS. Adjustable ½in. to ¾in. for Metal, Plastic, etc., 7/-.

MORSE TAPPERS. Extra heavy, on base, 5/6; Standard 3/6; Midget, 2/9.

MORSE PRACTICE SETS. With Tapper and Buzzer on base, 6/9. With Battery, 9/9.

DINGHY AERIALS. Ex-U.S.A. Reflector Type. Brand new, 4/6.

PLASTIC TRANSPARENT CASES, 14in. x 10½in. Ideal for Maps, Display, etc., 5/6.

CRYSTAL MONITORS Type 2. New in case. Less Valves, 8/-.

STAR IDENTIFIERS. Type I-A-N Covers both Hemispheres, 5/6.

CONTACTOR TIME SWITCHES. 2 Impulses per sec. in case, 11/6.

Post or carr. extra. Full list Radio Books, etc., 3d.

SOUTHERN RADIO SUPPLY LTD
11 LITTLE NEWPORT STREET,
LONDON, W.C.2. GERard 6653

WIRELESS SET. No. 17. Mark II. A complete transmitter-receiver, only 120 v. H.T. and 9 v. L.T. required to be ready for use. New. Full instruction book with each unit. Ideal farms, scouts, cadets, etc., 44/61 mc/s. Export enquiries invited. Price 39/6, carriage 4/6.

U.S.A. TRANS-RECEIVER. R.T.34/AFS. New, perfect condition. Contains 17 valves: 6AG5, 6J6, 2D21, 6YR105. With wealth of useful components. Price £3, carriage 4/6.

NIFE CELLS. New. These are far superior to lead acid types. Almost indestructible. Voltage 1.2-1.5 (fully charged). Size 3 x 2 1/2 x 1 1/2 in. approx. Electrolyte is potassium hydroxide S.G.1.16-1.22 top up with distilled water. Impervious to climatic changes. Price 7/6 each, post 1/-; 72/- per dozen, carr. 3/6.

AMMETERS, MOVING IRON, for A.C. 0-14 amps. 50 cycle mains. By Crompton or Ferranti. Industrial type, 5in. scale. Fraction of real cost at 15/-, post 2/-.

RHEOSTATS ON VITREOUS ENAMELLED HEXAGONAL STEEL TUBES. Brand new boxed. Dimensions 14in. long by 2in. diameter. Resistance wire is graded into six sections, from about 21 s.w.g. to about 30 s.w.g. wire. This will give a very wide range of values. Total value 605 ohms. Provision is made to fit slider if required. Price 15/-, post 2/6.

ONE VALVE AMPLIFIER. Type A.1271. Contains: 1 V.R.56 valve, two transformers, variable potentiometer, 5 condensers, 7 resistors all in metal box 5in. square. Can be modified for record player unit. Price 3/6, post 2/3.

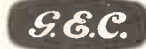
Bargain.

VOLTMETERS, BATTERY TESTING TYPE. In real leather carrying case. Ranges 3-0-3 volts, 30-0-30 volts D.C. Moving coil instrument, fitted detachable prods. Real first class job. 25/- each, post 1/9.

Send 6d. for list, many interesting items. All correspondence to:—

THE SCIENTIFIC INSTRUMENT CO.
16 Ho'lly Road, Quinton, Birmingham 32
Phone: WOO 3166
Callers welcomed at Main Showrooms
353 Bearwood Road, Smethwick

HIGH-DEFINITION FILMS LTD. (Pye group of Companies) require several development engineers for a new programme of work on Colour Television, special applications of Industrial Television, Telefilm Recording and other interesting projects. Salaries will be according to qualifications and experience, in the range £600 to £1,450. Write with full details to: Chief Engineer, Rosebery Works, Rosebery Avenue, London, N.17.



Applications are invited from

YOUNG MEN

(preferably ex-National Servicemen) and

WOMEN under 25 years of age who have passed Inter B.Sc. or 3 "A" level G.C.E. science subjects (preferably Physics, Pure Maths. and Applied Maths.) for admission to our industry-based Sandwich Scheme.

This is a four to five year course involving alternating periods of 6 months full-time study at one of the London colleges, and interesting varied practical work at these Laboratories under qualified guidance.

This offer is open to potential Physicists, Chemists, Electrical or Mechanical Engineers, Metallurgists and Mathematicians who prefer a stronger practical bias in what is otherwise a conventional B.Sc. degree course.

Apart from a generous salary, all College and examination fees will be paid as well as assistance with books.

Applications should be made within 3 weeks of the appearance of this advertisement and should be addressed to:—

THE EDUCATION & TRAINING OFFICER, RESEARCH LABORATORIES, THE GENERAL ELECTRIC CO. LTD.,
East Lane, N. Wembley, Middlesex.

quoting Reference RLL/WW/113.

JAMES H. MARTIN & CO.

COLLARO Tape Transcriber, 3 speed. £20. **MONARCH** UAS Gram-autochange unit, 4 speed w th crystal turn-over heads, £9/15/-.

FM/VHF Tuner chassis, ready wired with 6 valves, inc. tuning indicator, 10 circuits, built-in Power Supply, £17/10/-.

ROUND Tape Recorder complete with mlke and tape. £57/15/-.

Soldering Irons, instrument type with neon lamp in handle, 230/250 v. 22/6, postage extra.

Easy Terms available. Stamp (only) for List.

JAMES H. MARTIN & CO., FINSTHWAITHE, NEWBY BRIDGE, ULVERSTON, LANCs.



SIFAM ELECTRICAL INSTRUMENT CO. LTD.
LEIGH COURT - TORQUAY - Telephone 4547/8

D.C. TELEPHONE REPEATER

Western Electric X-61824, each with two rectifiers, Western 115v. 50-60 cycles X.61680B-2". Brand new.

Full list available. Send your requirements.

N.A.R. Agencies Ltd.

40 King's Road, London, S.W.3

RECORD PLAYERS



GRAM MOTORS AUTOCHANGERS CABINETS

Garrard BC.110 3-speed Autochangers. GC2 crystal heads, twin sapphire styl. Makers' cartons. A.C. mains 200/250 volts. £7/19/6, plus 5/6 carr.

Garrard BC.120 3-speed Autochangers, with additional facility of manual control to play single records. GC2 crystal heads. A.C. mains 200/250 volts. £8/19/6, plus 5/6 carr.

Collaro BC54 3-speed Mixer Autochangers, with O or T heads. A.C. mains 200/250 volts. £8/19/6, plus 5/6 carr.

Walnut-veneered Table Record Player Cabinets in drop front style, designed to stand radio on top. Motor board adaptable most non-auto. units, including transcription types. £3/10/-, plus 5/6 carr.

Similar, but Console style, with cupboard below to accommodate 250 records. £3/19/6, plus 5/6 carr.

Thorens Swiss-made Single-speed Autochangers (78 r.p.m.). Cream finish. A beautiful precision job. A.C. mains 200/250 volts. £4/19/6, plus 5/6 carr.

*Send stamp for complete bargain lists

RONALD WILSON & CO.
(DEPT. W.W.), 12 BRIDGE STREET, WORCESTER.

A CAREER IN AUTOMATION

Imperial Chemical Industries Limited, Wilton Works, has vacancies for:—

INSTRUMENT ARTIFICERS

for the installation and maintenance of all types of process instruments in a large new chemical works operating at Wilton in the North Riding of Yorkshire.

This is a comparatively new trade which is expanding rapidly; short training courses are available for tradesmen selected for this work.

Applications are invited from apprentice trained

FITTERS or ELECTRICIANS

who wish to enter this interesting field.

Trade Union rates of pay are in operation with opportunities to earn bonus. Recreational and welfare facilities are available; there is a Pension Fund and Profit Sharing Scheme.

Apply in writing to the Labour Officer, Imperial Chemical Industries Limited, Wilton Works, Middlesbrough, or to any Ministry of Labour Office, quoting advertisement reference 383/51.

GRANADA TV NETWORK

are expanding and now have vacancies for operational staff of all grades and categories with experience in television broadcast engineering for work in Manchester and London. There are also a limited number of vacancies for enthusiastic young men with an electronic background but without television experience who are eager to make a career in TV. Write giving full details of education, experience, present salary, etc., to

R. H. Hammans,
Chief Engineer,
Manchester 3.

An expanding programme of development has created a number of
Interesting and Progressive Vacancies in
The Weapon Guidance Development Laboratories of
DE HAVILLAND PROPELLERS LIMITED at Stevenage

V.H.F. Engineers. Two vacancies exist for engineers to supervise teams preparing equipment, one in the U.K. and one overseas. A good academic or technical background together with a number of years' practical experience is essential. Applicants should be familiar with V.H.F. techniques and preferably have had some field experience.

A Junior V.H.F. Engineer and a Technical Assistant required to develop equipment for a V.H.F. frequency-modulated system. A Junior Engineer should possess good academic or technical qualifications with 2-3 years' practical experience. The Technical Assistant should be of a minimum age of 18 with 1-2 years' practical experience. In both cases previous experience of this type of work would also be desirable.

Laboratory Assistants required to assist in the layout, wiring and construction of breadboard and prototype V.H.F. and pulse equipment. Ability to work from laboratory sketches together with knowledge of Ministry requirements is essential.

HOUSING ACCOMMODATION

will be considered in appropriate cases

Qualified persons are invited to apply, in writing, to the Personnel Manager (quoting Ref. GD.1), de Havilland Propellers Limited, Stevenage, stating age, education and experience, and indicating the appropriate vacancy.

LYONS RADIO LTD.

3-VALVE MICROPHONE AMPLIFIERS. Made by G.E.C. for 200/250 v. 50 cps. A.C. mains operation. Fitted with heavily screened super quality input transformer tapped for both moving coil and crystal microphones. Line-up: H63 resist./capacity coupled to KT263 with U60 rectifier. Chassis mounted on metal panel for 19in. rack or bench mounting x 9in. high x 10in. deep. PRICE, including valves and input plug, ONLY £32/6, carriage 9/6.

ELECTRIC SPRAY GUNS. For spraying cellulose, lacquer, insecticides, light oils, enamel paint, etc. Operate from 200/250 50 cps. A.C. mains. Ideal for those jobs in the Workshop, Garden, Home Decorating, Car Spraying etc. Supplied with assorted jets, ceiling adaptor, filter etc., long flex and instruction leaflet. You just plug in and spray this modern, quick, easy and economical way. Brand new with Maker's guarantee. PRICE ONLY £3/15/-, post 2/6.

MICROPHONE/HEADPHONE SETS. Made by T.M.C., type AP12500, microphone hangs on chest or its suitable base makes it easy for wall or desk mounting. Double headphones, rubber cushioned, with headband. On/off switch to mike. Strongly made and fitted with connecting cord. Ideal for two way communication especially when it is advantageous to have both hands free, TV aerial erection for instance. Sound powered, have only to be linked up with flex for immediate use. PRICE per SET 19/6, post 1/9, per PAIR 37/6, post 2/9.

BARGAINS FOR CALLERS. Always a good assortment of genuine bargains, too few to advertise, from which to choose, at give away prices. Special feature this month. Chassis for rack 19in. rack mounting from 2/6. Indicator Units with C.B.T. from 15/6. Callers only, please.

3 Goldhawk Road, (Dept. M.W.), Shepherd's Bush, London, W.12
 Telephone: Shepherd's Bush 1729

We stock a variety of Radio, Electronic and Telephonic Equipment and Spares of British and American make.

We also specialise in Z.A. Equipment and Spares as used by Government Departments and the Services.

Suppliers to Manufacturers and Trade only.

FINSBURY TRADING CO.,
 12 Stoke Newington High St., London, N.16
 Telephone: CLIssold 7342

MARCONI INSTRUMENTS LTD.
TECHNICAL PERSONNEL REQUIRED

SENIOR AND JUNIOR ELECTRICAL DESIGN ENGINEERS

SENIOR AND JUNIOR MECHANICAL DESIGN ENGINEERS

DUTIES: To undertake the design of Test Equipment covering practically the whole electronic field, including Telecommunication, Guided Weapons and Nucleonics. Considerable personal responsibility and freedom is given and there are no set rules regarding the number of people engaged on a project, the allocation of project leaders, etc.

QUALIFICATIONS: The ability to design equipment, and aggressively progress a project through to the stage where a model is made and the information is available for a production drawing office. Senior engineers are usually of B.Sc. standard with practical experience in measuring techniques, while Junior Engineers are often Graduate Members of one of the Professional Institutions, or, have similar qualifications, but this is in no way mandatory. The ability to progress the project through to a satisfactory conclusion is the prime requirement. Due to expanding activities men with drive and initiative can be sure of progressive advancement.

Comprehensive pension and assurance schemes are in operation and Canteen and Social Club facilities are provided. On well-served transport routes.

HOLIDAY ARRANGEMENTS MADE CAN BE MAINTAINED

Write for interview to:—

DEPT. C.P.S., 336/7, STRAND, W.C.2,
 quoting Ref. WW2970K,

or call any day including Saturday mornings at:—

MARCONI INSTRUMENTS LTD.,
 LONGACRES, HATFIELD ROAD,
 ST. ALBANS, HERTS

ELECTRONIC DEVELOPMENT ENGINEERS

A leading electrical engineering firm has vacancies for qualified Development Engineers for work in the following spheres:

- (i) Development of printed circuit and transistor techniques as applied to radio and television receivers. A degree or its equivalent together with development experience are essential for this post.
- (ii) Development of electronic equipment for the services. Development experience is preferred but engineers otherwise suitably qualified will be considered.
- (iii) Design and development of coils and small transformers. This is a junior position and would suit an engineer whose experience in design is limited.

Those interested in any of the above posts are invited to write, in confidence, giving brief details of qualifications and experience to Box No. 7275, c/o W.W.

PERSONNEL FOR TEST SET DEPARTMENT

Varied and interesting fields of work are open to men who wish to work on the development of electronic circuits and production test equipment. The scope of the problems cover from the development of simple valve and transistor circuits to the final design and assembly of equipment suitable for the automatic control of mechanical and electrical processes. The laboratory is associated with a factory manufacturing components vital to the further advance of communications equipment and is part of a large organisation. Applicants should be between the age of 22 and 35 years and should be of H.N.C. or degree standard. Applications are also invited from men with experience in electronics who are studying to achieve a recognised qualification and assistance will be given to complete the course. The position is permanent and a non-contributory pension scheme is in operation. A wide variety of accommodation can be offered to suitable applicants.

Letters should be addressed to the **Personnel Manager, Standard Telephones and Cables, Limited, Crystal Factory, West Road, Temple Fields, Harlow, Essex.**

Regentone

RADIO & TELEVISION LTD.

Qualified men with design experience are invited to apply for the following posts:—

Senior and Junior T.V. Development Engineers.
Senior Radio Project Engineer.
Senior Mechanical Design Draughtsman.
Technical Writer.

These are permanent and progressive positions. Excellent working conditions, superannuation scheme.

Apply, in writing only, to *Technical Director,*

REGENTONE RADIO & TELEVISION LTD.
 Eastern Avenue, West, Romford, Essex

A. T. & E. (Bridgnorth) Ltd., Bridgnorth, Shropshire, require skilled personnel in the following categories:—

- (a) Mechanical Inspectors, male or female,
- (b) Testers for interesting range of V.H.F. and electronic equipment.

Excellent working conditions, canteen, sports facilities. Write stating age, experience and approximate salary required to **Personnel Officer.**

MICROWAVE DEVELOPMENT DEPARTMENT

Excellent opportunities exist for engineers with experience in the following aspects of multi-channel and Television link development.

Waveguide components.

Intermediate Frequency Amplifiers.

Modulators and Demodulators.

Multi-channel carrier techniques.

Installation and overall system testing.

Applications, giving full details of qualifications and experience to the

Personnel Manager,
Pyc Telecommunications Ltd.,
 Ditton Works, Cambridge.

ELECTRONIC ENGINEERS

The Nelson Research Laboratories of the English Electric Company Limited invite applications from Physicists and Electronic Engineers for research and development on circuit techniques for Electronic Digital Computers. Previous experience in this field or on radar or transistor circuits would be an advantage, but suitable training will be given where necessary.

Candidates should have an appropriate degree or equivalent, but consideration will also be given to applicants having H.N.C. coupled with some previous experience of the subjects specified.

Applications, with details of qualifications and experience, should be sent to **Central Personnel Services, 336/7 Strand, W.C.2,** quoting Ref. **WW906C.**

VACUUM TECHNOLOGIST

Aged 25-35, with some experience in construction of thermionic devices for small production unit working in this field, also:—

GLASS WORKER

of some experience in manufacture of electronic devices employing lead glass piece parts, etc.

Apply Box No. 7104. "W.W."

Regentone

RADIO & TELEVISION LTD.

Senior vacancies exist in new sections of main engineering dept. for men with experience in the following fields:—

Electronic Instrument and Equipment Design.
Electro Mechanical Design.
Mass Production Test Equipment.

Excellent working conditions, attractive salaries will be offered to successful applicants.

Apply in writing only to *Technical Director*

REGENTONE RADIO & T.V. LTD.
 Eastern Avenue, Romford, Essex

MARCONI INSTRUMENTS LTD. TEST ROOM PERSONNEL REQUIRED

DUTIES: Testing and calibrating of wide range of telecommunication and industrial electronic instruments.

QUALIFICATIONS: We shall be pleased to receive applications from any man with, or, without academic qualifications who is able to demonstrate suitable experience and training.

Comprehensive pension and assurance scheme is in operation and Social and Sports Club facilities are provided.

On well served transport routes.

Write for interview to:—

DEPT. C.P.S., 336/7, STRAND, W.C.2,
quoting Ref. WW2970J,

or call any day including Saturday mornings at:—

MARCONI INSTRUMENTS LTD.,
LONGACRES, HATFIELD ROAD, ST.
ALBANS, HERTS.

BELLING & LEE RESEARCH LABORATORIES

want keen, enthusiastic engineers to fill the following vacancies in a progressive and expanding Research department:

ELECTRICAL ENGINEER to work on Aerial development in the range 30 Mc/s to 200 Mc/s. This is a senior appointment and applications are invited from graduate engineers although consideration will be given to all applicants with suitable experience.

ELECTRICAL ENGINEER to investigate problems associated with interference suppression. Knowledge of filter networks is necessary.

PROJECT ENGINEERS required for:

- (a) development and design work in connection with high grade electronic components.
- (b) design of V.H.F. aeriels and accessories from experimental stage to prototype. For these posts a knowledge of materials and finishes is essential.

Attractive commencing salaries are offered which will be based on experience, qualifications and age in each individual case. A Pension Scheme is in operation and all applications, giving full details of career so far, should be sent to the Secretary,

BELLING & LEE LTD., 540 GREAT CAMBRIDGE ROAD, ENFIELD, MIDDLESEX.

RADIO TECHNICIANS IN CIVIL AVIATION

A number of appointments are available for interesting work providing and maintaining aeronautical telecommunications and electronic navigational aids at aerodromes and radio stations in various parts of the United Kingdom.

Applications are invited from men aged 19 or over who have a fundamental knowledge of radio or radar with some practical experience. Training courses are provided to give familiarity with the types of equipment used.

Salary £561 10s. at age 25 rising (subject to a practical test) to £671. The rates are somewhat lower in the Provinces and for those below age 25. Prospects for permanent pensionable posts for those who qualify.

Opportunities for promotion to Telecommunications Technical Officer are good for those who obtain the Ordinary National Certificate in Electrical Engineering or certain City and Guilds Certificates. The maximum salaries of Telecommunications Technical Officers are Grade III £790, Grade II £925, Grade I £1,160.

Apply to the Ministry of Transport and Civil Aviation (ESB1/RT), Berkeley Square House, London, W.1, or to any Employment Exchange (quoting Order No. Westminster 5788).

TRINITY HOUSE LONDON

(a) ENGINEER (unestablished) required to undertake the planning and installation of a number of fixed site V.H.F. telephone links. A background of telecommunications experience including telephone switching, line transmission and V.F. telegraphy would be an advantage. Opportunities may also arise for other V.H.F. and U.H.F. development work.

Qualifications required are corporate membership of the Institution of Electrical Engineers or success in examinations recognised as granting exemptions from Sections A and B of the examination for corporate membership.

Salary Scale:
£765 rising to £1,190 per annum.

(b) ASSISTANT ENGINEER (unestablished) required for a small experimental station on the South Coast where the testing of various types of Navigational Aids, many of an electrical character, is undertaken.

Qualifications required are Ordinary National Certificate or equivalent and apprenticeship giving a good comprehensive training. A knowledge of electronic instrumentation will be required.

Salary Scale:
£595 rising to £742 per annum.

Applications should be made in writing to The Secretary, Trinity House, Tower Hill, London, E.C.3, not later than 6th May, and should state age, occupation, qualifications, experience, and enclose copies of testimonials.

ENGINEERS

Mechanical and Electrical
and

PHYSICISTS

Required for work on development, circuit application and manufacturing of special radio valves including microwave devices.

A degree or H.N.C. is required and some experience would be an advantage but is not essential. Initial training at The Research Laboratories of The G.E.C. will be available for selected candidates. These positions offer good opportunities for progress to senior posts.

Apply quoting T/3 to:

M.O. Valve Co.,
Hammersmith, W.6.

MANUFACTURERS OF
VALVES FOR G.E.C.

MULTITONE ELECTRIC CO. LTD.

invite applications from
Intermediate and Junior

ELECTRONIC ENGINEERS

for work on the development and testing of an interesting range of new electronic projects. There are vacancies for engineers with a wide range of qualifications and experience up to and including H.N.C. standard. Experience of development work or fault-finding advantageous. Preferred age range 20/30 years but applications will also be considered from young men who have recently left school with Higher School Certificate in Science. Apply stating age and giving particulars of education, training and experience to 12/20, Underwood Street, London, N.1.



Seniors and Juniors required by The B.T.H. Co. Ltd., in Rugby, for development and production of Electrical Control Gear and its associated equipment.

Interviews arranged to suit applicant, including Saturday mornings.

Men with Electrical and/or Mechanical Draughting experience are invited to apply to:—

Engineer-in-Charge, Control Gear Drawing Office, The British Thomson-Houston Co. Ltd., Rugby.

**Canada
SCIENTIST
OR TECHNICIAN**

with experience in the manufacture of Electrolytic Capacitors required for Canadian Company. Good salary and prospects for suitable man. Write giving fullest details to

**BOX 3M W6783
AK ADVERTISING
212a SHAFTESBURY AVE.
W.C.2**

ELECTRONIC ENGINEERS

The English Electric Company Limited have vacancies for Electronic Engineers to work, in the first instance, on maintenance and operation of digital computer installations. Training will be given, where necessary, in the appropriate techniques, and opportunities will exist for suitable candidates to transfer to research and development groups working on advanced types of computer.

Applications should be sent to:—
**Central Personnel Services,
336/7 Strand, W.C.2, quoting Ref.
WW906B.**

**THE POLYTECHNIC, 309 REGENT ST., W.1.
ELECTRICAL ENGINEERING DEPARTMENT**

**Head of Department: D. O. Bishop,
Ph.D., M.I.E.E.**

A special course of nine weekly lectures dealing with **MODERN TRENDS IN ACOUSTICS AND SOUND REPRODUCTION** has been arranged for Thursdays at 7 p.m. commencing 16th May 1957.

Fee for the course: £1 1.

A synopsis of the lectures and form of application for enrolment may be obtained from the Director of Education.

**SENIOR AND
INTERMEDIATE
ENGINEERS**

are

required with experience in the design of Frequency and/or Time Division Multiplex equipment. Experience of transistor techniques an advantage.

Apply giving full details to the:

**Personnel Manager,
Pye Telecommunications Ltd.,
Ditton Works, Cambridge.**

**Component
Manufacturers**

require

**SENIOR
DEVELOPMENT
ENGINEER**

with experience in the field of Electrical Capacitors. Full details of experience, salary required, etc., to

**BOX 3M W6787
AK ADVERTISING
212a SHAFTESBURY AVE.
W.C.2**

DRAUGHTSMEN

for

**Nuclear Power Stations and
Marine Propulsion Projects**

The Nuclear Division of Elliott Bros. (London) Ltd., has vacancies for experienced Draughtsmen for work on electronic and mechanical design in connection with the control and instrumentation of nuclear reactors. The work is interesting and varied and provides an opportunity to participate in projects of great National importance.

All grades are required but H.N.C. or equivalent, together with suitable experience, is essential for senior posts. Previous Nuclear Energy experience is not essential.

Write giving full details of your career to **Personnel Officer, Century Works, Conington Road, Lewisham, S.E.13.**

**THE ENGLISH ELECTRIC
COMPANY LIMITED
STEVENAGE, HERTS.**

require

TECHNICIANS

for work in a variety of interesting aspects of an environmental testing programme. Experience in electronic and electrical equipment, together with theoretical qualifications of H.N.C. level or equivalent are desirable though not essential.

Applicants who possess the necessary imagination and initiative for this type of work are invited to write to the Personnel Officer, Development Wing, at the above address, quoting Ref. W.W.1318A.

**BRITISH SOUTH AFRICA POLICE
RADIO COMMUNICATIONS BRANCH
TELEGRAPHIST**

Applications are invited from unmarried men between the ages of 18 and 25 for appointment in the Radio Communications Branch of the British South Africa Police. Candidates should have reached a standard of education equivalent to General School Leaving Certificate and should be in possession of Post Office Certificate for radio telegraphists or its equivalent, and be able to transmit/receive Morse at the rate of 25 w.p.m. A knowledge of touch typing will be an advantage.

Commencing rate of pay according to qualifications held by candidate which will be assessed by a trade test.

Applications stating qualifications should be addressed to the Recruiting Officer, British South Africa Police, Rhodesia House, 429, Strand, London, W.C.2, who will supply further particulars on request.

**VACANCIES FOR SKILLED CRAFTSMEN IN
GOVERNMENT SERVICE AT CHELTENHAM**

Experienced in one or more of the following:—

1. Maintenance of radio communication receivers.
2. Sub-assembly lay-out, wiring and testing of radio type chassis.
3. Cabling, wiring and adjustment of telephone type equipment.
4. Fault finding-in, and maintenance of, electronic apparatus.
5. Maintenance of Teleprinters or Cypher Machines and associated telegraph equipment.

BASIC PAY: £8/11/4 plus up to £2/10/- merit pay, assessed at interview and based on ability and experience.

Opportunities for permanent and pensionable posts.

Five-day week, good working conditions, single accommodation available.

Apply to: **Personnel Officer, G.C.H.Q. (FOREIGN OFFICE),**
53 Clarence Street, Cheltenham.

**TELEVISION
INSTRUMENTATION
DEVELOPMENT
ENGINEERS**

DUTIES: To undertake the design and development of test equipment for television and including work on special television camera applications. Considerable personal responsibility and freedom is given and there are no set rules regarding the number of people engaged on a project, the allocation of project leaders, etc.

QUALIFICATIONS: The ability to design and develop equipment, and aggressively progress a project through to the stage where a model is made and the information is available for a production drawing office. Candidates should preferably be of degree standard, or, Corporate Members of one of the Professional Institutions, but consideration will be given to others who have considerable practical experience in the field. The ability to progress the project through to a satisfactory conclusion is the prime requirement. Due to expanding activities men with drive and initiative can be sure of progressive advancement.

Comprehensive pension and assurance schemes are in operation and Canteen and Social club facilities are provided.

On well served transport routes.

HOLIDAY ARRANGEMENTS MADE CAN BE MAINTAINED

Write for interview to—
DEPT. C.P.S., 336/7, STRAND, W.C.2,
quoting Ref. WW2970H,
Or call any day including Saturday mornings at:—
MARCONI INSTRUMENTS LTD.,
LONGACRES, HATFIELD ROAD,
ST. ALBANS, HERTS

**Television Development
and Test Equipment
Engineers**

A well known West London manufacturer requires Engineers for the development of black and white and colour television receivers and associated test equipment.

Vacancies exist for both Senior and Junior Engineers in the Television Development Department and for Junior Engineers in the Test Equipment Department.

Senior Engineers should have academic qualifications and several years' development experience. Junior Engineers require either academic qualifications or experience in development or equipment calibration and maintenance.

Progressive salary policy ensures rapid advancement for Engineers who show exceptional initiative and responsibility. All posts are permanent and carry the benefit of the Firm's Pension Scheme.

Please write fully, in confidence, stating age, qualifications and experience to Box No. 7441.

TEXAS INSTRUMENTS LIMITED

A new British Company

TECHNICAL SALES MANAGER

required to develop and integrate marketing programme of new U.K. subsidiary of Texas Instruments Incorporated world's leading transistor manufacturer. Duties include establishing technical sales department, analysis of markets, sales forecasting and planning, and accomplishment of established sales goals.

Should be persuasive and imaginative and familiar with the electronics industry and the application of semiconductor devices. Several years sales experience in electronics components preferred together with honours degree in engineering or physics.

Salary commensurate with age, ability and experience. This appointment offers an exciting future for the right man.

Reply to Box No. M.3014,
JOHN HADDON & Co. LTD.,
11/12, Salisbury Square,
E.C.4.

Z & I AERO SERVICES LTD.

Fully Serviced and Guaranteed Test Equipment
COMMUNICATION RECEIVERS & ACCESSORIES

MARCONI TF144G "STANDARD" SIGNAL GENERATORS, range 85 kc/s to 25 mc/s; output $1\mu\text{V}$ to 1 volt; completely overhauled, with mains and output leads, £85.

MARCONI TF144F "STANDARD" SIGNAL GENERATOR, range and output as above. Complete with mains and output leads, fully overhauled, £70.

MARCONI TF390G SIGNAL GENERATOR, range 16 to 150 mc/s, indirect calibration, output $1\mu\text{V}$ to 100mV; internal modulation 400 c/s; complete with output lead and attenuator pad, £25.

MARCONI TF517F SIGNAL GENERATORS, range 18 to 58 mc/s (indirect calibr.) and 150 to 300 mc/s (direct calibr.); output 200 mV max.; 1,000 c/s internal modulation, sine wave and square wave; complete with two concentric leads and 26 db attenuator pad, £35.

MARCONI TF643 UHF WAVE-METER, range 20 to 300 mc/s, accuracy $\pm 1\%$ to $\pm 2\%$; dry cell operation; complete with four plug-in coils and calibration charts, £30.

MARCONI TF373C IMPEDANCE BRIDGES, 1,000 c/s; ranges 0 to 100H; 0 to 100 μF ; 0 to 100Q; 0 to 1 megohm, £75.

MARCONI TF428B/I VALVE VOLT-METERS, 10 to 150 v. in five switched ranges; resonant frequency 400 mc/s; complete with diode probe, brand new, in original transit case, with spare valves, £35.

MARCONI TF-675D MODULATION GENERATOR (Pulse Generator), for pulses from 2 to 12.5 μsec wide, repetition speeds from 500 to 3,000 c/s; output voltage 50 v. pos. peak. Power supplies 250 v. A.C., £25.

MARCONI CR-150 COMMUNICATION RECEIVERS, range 2 to 60 mc/s, in 5 bands; high sensitivity, selectivity and stability; dual superhet; Crystal Filter; Calibrating Crystal; "S" meter. Power requirements 300 v. H.T. and 6.3 v. L.T., £50.
Mains operated Power Unit, £10.

HALLICRAFTER S-27 COMMUNICATION RECEIVER, range 27.8-143 mc/s, 110/230V, AM/FM; Checked, in good operating condition £25.

HALLICRAFTER S-36 COMMUNICATION RECEIVER, tropicalised version of S-27; Checked, in good operating condition, £30.



ARMATURE DROP TESTER
(Ex A.M. Ref. 5G/549)

For testing Motor and Generator Armatures, max. dia. of commutator appr. 4in.; max. overall dia. 7in. max. length appr. 15in. PRICE £5/10/-.



8" SCALE EDGEWISE METERS

Cross Coil (Balanced Type) Movement, three terminals. Resistance of each coil appr. 250 ohms. Sensitivity appr. 30 μA FSD. PRICE £7/15/-.

Ditto, with internal fullwave rectifiers, £7/15/-.

TINSLEY SUSPENSION GALVANOMETERS, 23mm μA , resistance appr. 48 ohms, £6.

BALDWIN SPOT GALVANOMETER, 14* SCALE, 5-0-5 μA , resistance 2,500 ohms; built-in transformer 110-250 v./6 v. for lamp supplies, £20.

E.H.F. EQUIPMENT

SLOTTED LINE TS-56/AP. Frequency range 428-700 mc/s. Input Impedance 51 ohms. PRICE, complete with RF cable, adaptors, spare valve and carrying case, £65.



LAVOIE MODEL 1055M (TS127/U) ABSORPTION FREQUENCY METER

Frequency Range 375 to 725 mc/s. Accuracy ± 1 mc/s. Microammeter Resonance Indicator Time Switch for selecting operating times up to 15 min. PRICE, second hand, in perfect order, £25. PRICE, brand new, complete with accessories and spare valves, £32/10/-.

HALLICRAFTER S-27C COMMUNICATION RECEIVER, 130-210 mc/s; FM/AM; suitable for RF Bridges and other Laboratory applications. Fully overhauled to original specification, £70.

EVERSHED DUAL PEN VOLTAGE RECORDER, range 160 to 240 v. A.C. suppressed zero; spring clock driven; chart speed 1in. per hour; chart width 6in.; Moving Coil Rectifier Type Movement; basic movement has an appr. resistance of 1,000 ohms. The recorder can therefore be used as a milliammeter recorder with a range of from 10 to 15 milliamps. Complete with a supply of charts, pens, filler, ink, etc., £75.

EVERSHED DUAL PEN MILLIAMMETER RECORDER, 0 to 5 mA D.C., synchronous clock drive, chart width 6in, £75.

ELLIOTT BROS. MILLIAMMETER RECORDER. Single Pen, range 0 to 5 milliamps D.C., synchronous clock drive; chart speed 3in. per minute; chart width 6in. Complete with spare pens and chart, £45.

INSULATION TESTERS. Evershed "Wee" Meggers, 500 v., in leather cases, £12/10/-. Record "Minor" Insulation Testers, 500 v., in leather cases, £10. Evershed 500 v. 40 megohm Meggers, £22/10/-. Evershed 1,000 v. 100 megohm Meggers, £27/10/-. Evershed 1,000 v. 200 megohms Bridge Megger, £55. High Voltage Test Set, range 0 to 5 kV, A.C. and D.C., 250 v. mains operated, £25.

TS89/AP VOLTAGE DIVIDER, for extending voltage range of an oscilloscope; ratios 100 and 10 to 1; max. volts 20,000, £5.

AVOMETER MODEL 40 BAKELITE BACK CASES, 7/6.
AVOMINOR UNIVERSAL FRONT PANELS, 7/6.

BONDING TESTERS, A.M. Ref. 5G/2126, for measuring resistance of Aircraft and other bonding, range .002 to .10 ohms, complete with matched leads appr. 6 and 60ft. long and carrying straps, £8/15/-. Alkaline Cell for the above, £3/3/-.

FOSTER MODEL "D" PORTABLE THERMOCOUPLE POTENTIOMETER. Calibrated for Pt-Rh (1600°C), Chromel/Alumel (1300°C) and Iron Constantan Thermocouples (1050°C), millivolt ranges 20 mV, and 60 mV. PRICE, complete with Weston Standard Cell, £35.

All the above instruments and equipment are covered by our standard three months guarantee. The prices are Ex our Warehouse. Packing and carriage extra at cost.

Z & I AERO SERVICES LTD.,

19 Buckingham Street, London, W.C.2

Tel: TRAfalgar 2371/3

We buy high class British and American Test Equipment, American Communication Equipment, particularly Transmitters ART13, Transmitter/Receivers ARCI and ARC3, Radio Compass Receivers ARN6 and ARN7, Communication Receivers BC312, 342 and 348 etc.

Wireless World Classified Advertisements

Rate 7/- for 2 lines or less and 3/6 for every additional line or part thereof, average lines 6 words. Box Numbers 2 words plus 1/-. (Address replies: Box 0000 c/o "Wireless World" Dorset House, Stamford St., London, S.E.1.) Trade discount details available on application. Press Day June 1957 issue, Thursday, May 2nd. No responsibility accepted for errors.

WARNING

Readers are warned that Government surplus components and valves which may be offered for sale through our displayed or classified columns carry no manufacturers' guarantee. Many of these items will have been designed for special purposes making them unsuitable for civilian use, or may have deteriorated as a result of the conditions under which they have been stored. We cannot undertake to deal with any complaints regarding any such items purchased.

NEW RECEIVERS AND AMPLIFIERS

SHIRLEY LABORATORIES, Ltd., 3, Prospect Place, Worthing, Sussex. Tel. 30536
THE TWA/1515 stereoscopic tape recording and replay amplifier, separate meter monitoring on record and playback on both channels, 13watts O/P each channel, 96gns; **TWA/15** tape recording and reproducing amplifier, 13watts O/P for Wearite and Collaro decks, 45gns; **TW/PA** recording and replay pre-amplifier, 30gns; both with valve voltmeter monitoring; type **SB/1-15E** high-fidelity amplifier, exceptionally wide tone-control system, 40mv sensitivity, 20gns, with two inputs and 3-position gram filter, 22gns; specialized amplifiers for the musical and scientific industries including the Mullard 20watt. [0095]

LEAK TL/10 amplifiers with point one pre amps; £4/5 deposit and 9 payments of 5/7 monthly.

ROGERS junior with control unit; £3/18 deposit and 9 payments of 5/2/0 monthly; cash prices Leak £28/7, Rogers £26.
A. L. STAMFORD (Dept. LR.2), 20, College Parade, Salisbury Rd., London, N.W.6. [6915]

BB PRODUCTS.—Our latest Model AF834 now available; an 8 valve AM/FM radio gram chassis, separate channels employed for AM and FM, variable N.F.B. tone control, attractive 3-colour hood/dial; also Model AP75.A 7 valve AM/FM feeder unit; 24d stamp for illustrated leaflet; trade enquiries invited.—Bayly Bros., 46, Pavilion Drive, Leigh-on-Sea, Essex. [6959]

RECEIVERS AND AMPLIFIERS—SURPLUS AND SECONDHAND

LEAK TL.10, Super 12 CSAL, perfect, separate.—88, Beaconsfield Rd., Enfield Wash. [6902]

RA AR88LF also DST 100 Mk. II, reasonable condition, delivered free 100 miles; offers.—24, Longmore Ave., Southampton. [6950]

ARMSTRONG AF105, 12 months old; £28 o.n.o., owner emigrating, must sell.—Tel. Bay. 6388 after 7 p.m. (All day week-ends). [6946]

HRO Rx's and coils in stock, also AR88, BC348R, CR100 etc.—Requirements please to R. T. & I. Service, 254, Grove Green Rd., London, E.11. Ley. 4986 [0053]

15-watt Grampian amplifier with radio with Decca corner speaker and Decca 3-speed record player, two pick-up heads; £40.—Ennor, The Moor, Falmouth. [6971]

HALLICRAFTERS V.H.F. AM/FM receiver type S-36, 2 to 145 m/cs, 100/250 V. A.C., unused in makers packing with spare valves; £55.—Harris, 93, Wardour St., W.1. [6918]


AMERICAN Stromberg-Carlson International all-wave portable 8-band radio, mains and battery operated, built-in loop aerial and short wave telescopic aerial, 2 speakers, world map on lid with time zones, instruction manual and log book, barometer, thermometer and humidity indicator on front tuning panel, set is only 6 months old, hardly used, will sell to the first offer of £60.—Write R. Lynn, 45, Mecklenburgh Square, London, W.C.1. [6951]

R.F. Unit No. 2 for Receiver R.209, comprises compact unit approx. 6½x7½x7¼ deep with RP stage (IT4) Osc. (IT4) and mixed stage (IR5) covers 4 bands 1-20mgs with super tuning drive (calibrated) and band spread dial marked 0-100 degrees; stabilized oscillator supply; the ideal front end for any communication receiver; complete with valves and brand new in makers packing; this unit could be easily altered for a.c. supply using 2-277 & X78 valves; complete as above 6/9 & 2/6 post & packing; or complete with stabilizer but less valves 3/9 plus 2/6 post and packing.

WALTONS, WIRELESS STORES, 46, 47 & 48, Stamford St., Wolverhampton. [0146]



PARTRIDGE TRANSFORMERS for Special Applications



Type P4076

Output transformer as specified for the Baxandall 5 Watt Amplifier (featured in the March and April issues of this periodical). Price 36/-
 This transformer is also available with G.O.S.S. laminations (Type P4077). Price 42/6

Type P4073

A single ended 4 watt output transformer suitable for the Mullard 3 watt amplifier and the Mullard Tape amplifier, Type A. Price 45/-

Type P4078

Mains transformer as specified for the Collaro Tape Transcripator. Price 50/-

Smoothing choke as specified for the Collaro Tape Transcripator. Price 18/6

Many current amplifier designs, such as those published by Mullard and G.E.C., specify and approve Partridge Output and Mains transformers.

If there is any difficulty in obtaining specified transformers from your local dealer, please write direct to:



PARTRIDGE TRANSFORMERS LTD.

TOLWORTH, SURREY
 Phone: ELMbridge 6737

RECEIVERS AND AMPLIFIERS—SURPLUS AND SECOND-HAND
"WIRELESS World" 7-valve F.M. tuner, unused, with cathode follower, magic eye, and power supply for use on 200-250 volts A.C., fitted with latest type F.M. components of the highest grade including specified temperature compensating capacitors; price £14/15 including 7 valves; accurately aligned and tested ready for use; approx. half original price, exceptionally good reproduction, ideal for use with all high fidelity amplifiers and recorders; as above but including high-grade cabinet 14½x9½x9½in, £18/10, limited number; bargain; above are despatched by passenger train in boxes lined with foam rubber to ensure safety in transit.—Box 5084. [6969]

LOUDSPEAKERS—SURPLUS AND SECOND-HAND
VITAVOX multicell, H.F. horn (6-cell), as new, as incorporated in large Bitone reproducer; £5/10, listed at £13/10.—Lee, "Dolwar," Harlech, N. Wales. [6948]

DYNAMOS, MOTORS, ETC.—SURPLUS AND SECONDHAND
LARGE Bridge connected rectifier units, H.D. charging cut-outs, H.D. starter relays & starter pushes complete vaporiser equipment for Vuilliers Mark 10, 20 & 25 petrol engines, to run on paraffin, ex stock
T.W. PEARCE, 66, Great Percy St., W.C.1. [0012]

TEST EQUIPMENT—SURPLUS AND SECONDHAND

BC221M frequency meter, new condition; £37/10 o.n.o.—Box 7539. [6973]

AMATEUR selling test equipment, etc., bargain prices; send stamped addressed envelope for list.—Gilford, 22, Pembury Rd., Tonbridge, Kent. [6949]

SIGNAL generators, oscilloscopes, output meters, valve voltmeters, frequency meters, multi-range meters in stock; your enquiries are invited.—Requirements to R. T. & I. Service, 254, Grove Green Rd., London, E.11. Ley. 4986. [0056]

SURPLUS to requirements:—Radar dual-band TV signal generator type 4/5, £50; Taylor 170A valve voltmeter, £15; Taylor 30A oscilloscope, £15; Philips projection TV optical units (1800A) with CRT, £7.—Cosmic Radio, 6 & 8, Clifton Crescent, Birkenhead. [6968]

NEW COMPONENTS

TRANSISTOR transformers, interstage push-pull, 8/-; output ditto, 7/8, from manufacturers, Osmabet, Ltd., 14, Hillside Rd., Tottenham, London, N.15. [0020]

CRYSTAL microphone inserts (Cosmocord Mic 6/4), still in steady demand by Hams and Sound Engineers; guaranteed newly made and boxed; 15/6 post free.—Radio-Aids, Ltd., 29, Market St., Watford, Herts. [0169]

COMPONENTS—SURPLUS AND SECOND-HAND

RADIO CLEARANCE LTD., 27, Tottenham Court Rd., London, W.1. Tel. Museum 9188.

ELECTROLYTICS: Capacity, voltage, size, type of mounting, price post paid. 25, 25v, ½x1½, W/E, 1/5; 500, 12v, ¾x¾, W/E, 2/1; 1,000+1,000, 6/3; 1,000, 3/3; 1,000, 6v, 1x2, 2/6; 2/3; 1,000+2,000 6v 1x3, clip, 3/9; 100, 12v, ½x1½, clip, 1/9; 2,000, 12v, 1½x2, clip, 3/6; 50, 25v, ¾x1½, clip, 1/9; 100, 25v, ¾x1½, 2/-; 1,000, 25v, 1x3, clip, 4/-; 3,000, 25v, 1½x¾, 5/-; 2,000, 25v, 1½x¾, 6/-; 2,500, 50v, 1½x¾, 4/-; 6/8; 5, 150v, ¾x1½, W/E, 1/3; 8, 150v, ¾x1½, clip, 1/3; 40+40, 150v, 1x2, clip, 2/9; 100, 275v, 1½x3, clip, 3/-; 160+250, 275/350v, 1½x4½, clip, 6/-; 16+24+8, 450/525v, 1½x2, clip, 5/-; 20+10, 450v, 1x3, clip, 4/-; 8, 500v, 1½x2½, clip, 2/3; 32+32+8, 350/425v, 1½x3, clip, 5/-; 32+32, 350/425v, 1½x2, clip, 4/-; 100, 350/425v, 1½x3, clip, 4/-; 2, 350v, ¾x2, W/E, 3/6; 16+16, 275v, 1x2, clip, 3/-; 32+32+8, 275v, 1½x2, clip, 4/3; 100+200, 350v, 1½x4½, clip, 7/-; 50+50, 350v, 1½x3, lug, 4/6; 200, 250v, 1½x3, clip, 3/6; 16+8+4, 275v, lug, 3/-; 200+250+250, 275v, 2x4½, clip, 8/6; 52, 450v, 1½x2, W/E 3/9; 60+100, 350v, 1½x4½, clip, 6/6; 50+50+50, 350v, 1½x3, lug, 5/8; all ALL cans, with sleeves, all voltages WKG, surge V where marked, all new stock guaranteed.

TELEVISION chassis, cadmium plated steel, size 14x13x2¼in. complete with 13 valve holders (9-B9A Pax, 1-B9A Cer, 2-B7G Cer, 1-Int. Oct. amp), 20 various tag strip cut away for metal rect., line trans., etc., 9/11 each, post paid.


FRONT and rear tube mounts to fit above chassis, 3/4, pair post paid.
P.M. focus rings, wide angle, tetrode tube, fully adjustable, 9/11, post paid.
T.V. metal rect. 250v 250mA. H.W. size 2¼x4in. 12/6, post paid.
C.T.V. IP's 34Mc/s, 2nd, 3rd, 4th, vision cans 15/16x13/16x2½, slug tuned, set of three 5/6 post paid.
 100V w/w pots, 3w, 1½in spindle; 2/6.

RADIO CLEARANCE LTD., 27, Tottenham Court Rd., London, W.1. Tel. Museum 9188. [0015]

SOUTHERN RADIO SUPPLY, Ltd., 11, Little Newport St., London, W.G.2. See our displayed advertisement, page 162.

Fidelia

HAND BUILT



The Basic features listed below are incorporated in all Fidelia AM/FM models, and are essential for the finest reproduction.

VHF/FM reception with low noise R.F. stage, variable selectivity, medium and long wavebands, negative feedback tone control circuit, having separate bass and treble controls. Triode output stages. Tuning indicator. High quality gramophone amplification. Audio response >20-20,000 cycles.

Fidelia AM/FM De-Luxe, 11 valves, 7 watt push-pull output. £33/12.

Fidelia Major, 12 valves. Tuned R.F. stage on all wavebands. VHF, S, M. and L. wavebands. Gram. pre-amplifier, input corrector for all pick-ups. Separate 9 watt power amplifier. £44.

Fidelia Imperial. A high fidelity amplifier plus VHF/FM reception. £37/10/-.



Full details of these and our other models willingly on request.

ELECTRO Acoustic DEVELOPMENTS

2 AMHURST ROAD, TELESCOMBE CLIFFS, Nr. Brighton, SUSSEX.

Tel.: Peachaven 3156

COMPONENTS—SURPLUS AND SECOND-HAND

RECORDERS by Ferrograph, M.S.S., Brenell. Leavers Rich; unrivalled Mastertape, as used in our studio; extra-play tape. mics.. disk recorders, blank disks, de-fluxers. TAPE/DISK service, especially L.P.; full studio and mobile facilities.

"EROTICA" RECORDING SERVICES (1949). Recorder House Peel St., Eccles, Manchester. Eccles 1624. Director: Thurlow Smith. A.R.M.C.M. [0122

ILLUSTRATED Catalogue No. 13, containing over 450 items of Government surplus and model radio control equipment, 2/- post free. refunded on purchase of goods. 2/6 overseas seamail.—Arthur Sallis Radio Control, Ltd., 93, North Rd., Brighton. Tel. 25806. [0193

MAGSLIPS at low prices, fully guaranteed, 3 in Resolver No. 5 (AP 10861), 50v, 50c/s, unused, each in tin, 35/-, post 2/1; large stocks of these and other types.—P. B. Crayshaw, 94, Pixmore Way, Letchworth Herts., Tel. 1851. [0087

NEW GRAMOPHONE AND SOUND EQUIPMENT

TRANSISTOR Hi-Fi Amplifiers, 4 watts, shortly; Reflectorgraph Tape Decks, £33; Hi-Fi R./P. Amplifiers, 6 watts, U./L. output, 25gms.

COLLARO Mk. III decks £22, Amps. 23 and 25gms. "Phone Gladstone 1770, Mora Rd., Cricklewood, London, N.W.2. [0032

GLASGOW—Recorders bought, sold, exchanged, cameras, etc., exchanged for recorders or vice versa.—Victor Morris, 406, Argyle St., Glasgow, C.2. [0201

4-SPEED automatic "Golden Box" record player, in handsome carrying case, plays through your radio; £9/19/6; carriage and platters 4/6 extra.—Leeds Laboratories, 69, Allerton Grange Way, Leeds, 17. [6944

TAPE recorders, Ferrograph, 76gms; Reflectorgraph, £87; Brenell, 48gms; tape decks, Wearite, Collaro, Truvox, microphones, Reslo, STC, Acos amplifiers, Leak 27gms, Quad £42; high fidelity tape to disc service.

LAMBDA RECORD Co., 4, Kimberley Ave., Liverpool, 23. [6884

CINE-VOX disc recording equipments, type C7J, for high-quality recordings from existing microphone equipment; price from 28gms; also available as a complete channel inclusive of mic. amplifier and playback equipment, at 70gms; type C7 for highest quality professional requirements—recorder mechanism at 48gms, or complete channel at 110gms; demonstrations arranged in London. PLEASE write for details to K.T.S., Ltd., "Coplow," Park Rd., Brainton, N. Devon. Tel. Brainton 224. Callers by appointment only.

TRUE Hi-fidelity; have you heard Vortexion tape recording equipment in use with the latest Wharfedale and Goodman's Hi-Fi speakers? Why not arrange a personal demonstration, when we can give you our undivided attention and help you with your Hi-Fi problems? Write or phone for appointment. **GRIFFITHS HANSEN (RECORDINGS)**, Ltd., 32-3, Gosfield St., Langham St., W.1. Mus. 2771/0642.

ALL Hi-Fi enthusiasts please note! We are supplying the new Mk. III Collaro tape transcriber complete with pre-amplifier and power pack ready to plug into any amplifier, for only 38gms cash or 5gms deposit, balance over 38 weeks, making it one of the lowest priced quality tape recorders on the market! A vast experience in tape recorders is at your disposal; all other makes in stock; easy terms available.—Sound Tape Vision (Dept. W.W.), 71, Praed St., London, W.2. Pad. 2807. [0211

GRAMOPHONE AND SOUND EQUIPMENT—SURPLUS AND SECONDHAND

FOR sale, E.M.G., D.R.5. amplifier radio-gram. Connoisseur and Decca, 33 C pick-up. Chancery L.P. adapter.—Box 7455. [6952

CABINETS

LEWIS RADIO have the best selection and finest finish.—See page 174. [0224

VALVES WANTED

ALL types of valves British or American, transmitting and receiving; keenest cash prices paid. What have you to offer?—Write or call Lowe Bros., 9a, Diana Place, Euston Rd., N.W.1. [4485

WANTED, EXCHANGE, ETC.

COSSOR gauging oscillator model 343.—Box 7514. [6960

WANTED, receivers A.P.R.4, also T.N.16, 17, 18, 19, etc., and any radio test gear. **LESLIE DIXON & Co.**, 214, Queenstown Rd., Baressea, S.W.B. Macaulay 2159. [0176

WHAEATSTONE type, or similar, tape perforators urgently required.—Box 7216. [6927

BBATTERY-OPERATED Ardent type 615 loud hailer amplifier, with microphone.—Ennor, The Moor, Falmouth. [6970

WANTED, HRO coils, Rxs., etc., A.R.88s, BS548s, S27s, etc.—Details to R. T. & I. Service, 254, Grove Green Rd., London, E.11. Ley. 4896. [0163

CASH on the spot for second-hand tape recorders, amplifiers and Hi-Fi equipment, top prices paid.—Sound Tape Vision (Dept. W.W.), 71, Praed St., London, W.2. Paddington 2807. [0214

FAIREST AUDIO MEANS DUODE



Much to our regret, we cannot show Duode at the Audio Fair, for reasons outside our control. The many friends of Mr. Barker, who expected to see him, will be very sorry to hear of the continued ill-health which keeps him in the back room. Nevertheless, new ideas emerge and are as regularly incorporated in our current production. Duode quality maintains its commanding lead in **NATURAL SOUND REPRODUCTION.**

No one in Britain need fail to hear Duode quality before buying his new unit. The new 12B-C can be tried in your own home and bought on very reasonable extended payment terms.

Why not solve your problem of getting good sound and make a long-term investment in lasting pleasure by writing us today.

DUODE LTD.

3, Newman Yard, London, W.1

SURPLUS

● **AERIAL EQUIPMENT.** Poles, Masts, Dipoles, Yagi, Microwave arrays, Whips, 12in. Whips to 90ft. Masts.

● **CABINETS AND RACKS.** 36in. to 96in. high, standard 19in. wide.

● **CONDENSERS** up to 10,000 mfd. and 50 kV.

● **FUSES.** Cartridge and E.S. 1/2 amp. to 600 amps.

● **INSULATORS** 80 different patterns*

● **LOUDSPEAKERS** 3in. dia. to 50 watt Theatre Systems.

● **METERS.** 2in. to 12in. dia. 120 different types.

● **POWER SUPPLIES.** Generators, Rectifiers, Vibrators, Inverters, Dynamotors from 2 volts 100 amps. to 36,000 v. 1/2 amp.

● **RECEIVERS.** 80 types available from 15 K/cs. to 600 m/cs. including portable, D.F., Table, Rack and Pedestal.

● **TEST GEAR,** American over 100 different types, Meters, Calibrators, Signal Generators, etc.

● **TELEPHONE AND TELEGRAPH EQUIPMENT.** Single and multi channel apparatus filters, switchboards, power supplies.

● **TRANSFORMERS** Audio and Power, 200 types from 2 volts to 18,000 volts and up to 15 kVA.

● **TRANSMITTERS,** 60 different types from UF-1 Handie Talkie to G-50, 2,500 watts.

FULL LISTS AVAILABLE

Send your requirements. All packing and shipping facilities.

P. HARRIS, ORGANFORD, DORSET

Telephone: LYCHETT MINSTER 212

OPPORTUNITIES IN RADIO



Get this FREE Book!

'ENGINEERING OPPORTUNITIES' reveals how you can become technically qualified at home for a highly paid key-appointment in the vast Radio and Television Industry. In 144 pages of intensely interesting matter, it includes full details of our up-to-the-minute home study courses in all branches of **TELEVISION and RADIO, A.M. Brit. I. R. E., City & Guilds, Special Television, Servicing, Sound Film Projection, Short Wave, High Frequency and General Wireless Courses.**

We definitely Guarantee

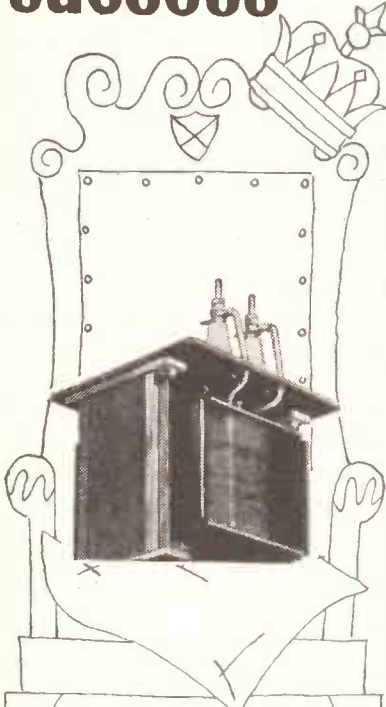
"NO PASS—NO FEE"

If you're earning less than £15 a week this enlightening book is for you. Write for your copy today. It will be sent FREE and without obligation.

BRITISH INSTITUTE OF ENGINEERING TECHNOLOGY
388b COLLEGE HOUSE,
29-31, WRIGHT'S LANE,
LONDON, W.8.



crowned with success



Receiving numerous letters of praise for Savage Massicore Transformers has not made us self-satisfied, gratifying though these letters are. Even more pleasing is the success of the countless projects all over the world to which we have contributed with these well-designed reliable instruments. Each unit is the outcome of meticulous care at every stage of manufacture resulting in transformers of quite regal performance.



SAVAGE TRANSFORMERS LTD.
NURSTBED RD., DEVIZES, WILTS
Tel.: Devizes 932.

WANTED, EXCHANGE, ETC.

SPOT cash ready for purchase of surplus and bankrupt stocks of new valves and components; we sell plain valve cartons; list on request.—R. H. S., Ltd., 155, Swan Arcade, Bradford. [0190]

WANTED. BC610 Hallicrafters, E.T.4336 transmitters, BC312 receivers, BC221 frequency meters and spare parts for all above; best cash prices.—P.C.A. Radio, Beaver Lane, Hammersmith, W.6. [0079]

URGENTLY wanted, manuals or instruction books, data, etc., on American or British Army, Navy or Air Force radio and electrical equipment.—Harris 95, Wardour St., W.1. Gerrard 2504. [6479]

WANTED. good quality communication RYS tape recorders, test equipment, domestic radios, record players, amplifiers, valves, components, etc., estb. 18 years.—Call, send or 'phone Ger. 4638 Miller's Radio, 38a, Newport Court, Leicester Sq., W.C.2. [6059]

WANTED. signal generators, types TF144G, TF762A, TF867, frequency meters types BC221, TS174, TS175, also receivers types R1259 and R1294.—Send price and details to Hatfield Instruments, Ltd. Crawley Rd., Horsham, Sussex. Tel. Horsham 3232/3. [0037]

WANTED, wireless set 62 Air Ministry sets TR 1934, 1935, 1936, 1950 and MR 80, R1132B, PSU 234A, also S+DX, 3CHDX and +1 terminals.—R. Gillilan & Co., Ltd., 7, High St., Worthing, Sussex. Tel. Worthing 30181. [6930]

WANTED, tape recorders, domestic radios, amplifiers, record players, communications receivers; also the above taken in part exchange for new equipment; call, send or 'phone Gerrard 2613.—Radio Exchange, Newport Place (car park), Leicester Square, W.C.2. [0189]

PROMPT cash for the purchase of surplus stocks of televisions, tape recorders, radios, amplifiers, and domestic electrical appliances of every description; substantial funds available.—Spears, 14, Watling St., Shudehill, Manchester. Blackfriars 1916. Bankers Midland Bank, Ltd. [6696]

ALL U.S.A. V.H.F. test and communication equipment; TS174, TS175, TS47, B.C.221 freq. meters; receivers 1294, 1359; Hallicrafters S.27, S27CA U.S.A.; APR4 and tuning units TN16, 17, 18 and 19, RCA AR88D-LF, Hallicrafters SX28; valves 707A-707B, 2K28, 2K39, 2K35, 2K41; highest offers given by return.—Ger. 6410 and 4447.—Universal Electronics, 22, Lisle St., Leicester Sq., London, W.C.2. [0229]

REPAIRS AND SERVICE

MAINS transformers rewound, new transformers to any specification.

MOTOR rewinds and complete overhauls; first-class workmanship; fully guaranteed. F.M. ELECTRIC Co., Ltd., Potters Bldgs., Warser Gate, Nottingham. Est. 1917. Tel. 47398. [0113]

MAINS transformers, E.H.T.s, chokes, field coils, etc., promptly and efficiently rewound or manufactured to any specification. LADBROKE REWIND SERVICE, Ltd., 820a, Harrow Rd., London, N.W.10. [0222]

USE Jefco coil winder, cheapest machine on the market.—Details, 170, London Rd., Southend-on-Sea. [0174]

TRANSFORMER rewind service mains. E.H.T. transformers and chokes, prompt delivery, range of replacement types ex-stock or manufactured to your specification. METROPOLITAN RADIO SERVICE Co., 75, Kilburn Lane, London, W.10. Ladbroke 2296. [0174]

REWINDS and conversions to mains and output tanks, pick-ups, fields, clock coils, etc., from 4/6; P.P. equipment a speciality; all work guaranteed.—N.L. Rewind, 173, High Rd., Willesden Green, N.W.10. Tel. Wordsworth 7791. [6964]

TRANSFORMERS, chokes, etc., rewound, transformers built to specification up to 8KVA, manufacturers of C.R.T. isolating transformers.—Nottingham Transformer Service, 179, Wollaton St., Nottingham. Tel. 41992. [6905]

D. C. BOULTON for repairs to any loudspeaker; specialists on heavy and P.A. types, cone assemblies, field coils, repair accessories, pressure units, microphones; transformers rewound and to specification; motor rewinds.—134, Thornton Rd., Bradford, 1. Tel. 22838. [0171]

MISCELLANEOUS

TAPE to disc; 12/6.—Mobile Recording Services, 5, New Brown St., Manchester. [6555]

TAPE to disc; Tape Recorders serviced and for hire.—Write, call or 'phone Queensway Recording Studios, 123, Queensway, W.2. Tel. Bay. 4992. Studio recordings. [6816]

TAPE to disc recording—LP (30 mins.), 25/-; 78's 12/-; 48-hour service; s.a.e. leaflet.—Marsh, Little Place, Moss Delph Lane, Aughton Ormskirk, Lancs. Aug. 3102. [6907]

METALWORK. all types cabinets, chassis, racks, etc. to your own specification; capacity available for small milling and cast-iron work up to 1in bar. PHILPOTT'S METAL WORKS, Ltd., Chapman St., Loughborough. [0208]

TAPE to disc transfers, high quality micro-groove; 45's from 15/-, 33's from 25/-; vari/g, c/b, etc., if required.—Write or call, Laurel Disc Co., 5, Lonsdale Rd., W.11. Tel. Park 1118. [6967]

EXCELLENT REPRODUCTION

with the

LOCKWOOD

Standard Loudspeaker Cabinet



The Lockwood Standard Loudspeaker Cabinet has been designed to give reproduction of a very high order and can be "tuned" to suit any combination of L.S. Units. Accepted as a standard for high-quality monitoring by broadcasting, television and recording studios throughout the world, this cabinet is also suitable in every way for the home.

* THE LOCKWOOD STANDARD LOUDSPEAKER CABINET has been developed from the Monitoring Loudspeaker Cabinet used by the B.B.C. (B.B.C. Patent No. 696,671).

* "Wireless World," November and December, 1950.

Two versions are available . . .

Major Model	£35
Minor Model	£25

Brochure free on request.
Export and Tropical Models available.
Trade enquiries invited.

AUDIO FAIR

DETAILS OF NEW MODELS
AS DEMONSTRATED BY
THERMIONIC PRODUCTS LTD.
NOW READY

LOCKWOOD

Acoustically Designed Cabinets

LOCKWOOD & COMPANY
(WOODWORKERS) LTD.
LOWLANDS ROAD, HARROW MIDDIX.

ByRON 3704

Solder with




LITESOLD
REGD. TRADE MARK

"PERMATIP"
AND
"PERMABIT"

INSTRUMENTS
FOR
GREATER
SOLDERING
EFFICIENCY

The soldering bit which maintains its face indefinitely without attention. 25 models available for mains or low voltage supply. Bit sizes 3/32 to 3/8 inch. Full details in booklet S.P.5 from sole manufacturers:—

LIGHT SOLDERING DEVELOPMENTS LTD.
106, GEORGE ST., CROYDON, SURREY
Tel.: CROYdon 8589



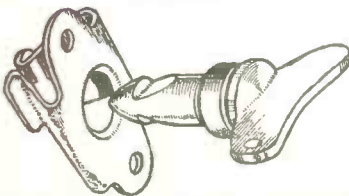
PULLIN
SERIES 100
TEST METER
AC/DC 10,000 n/V
21 RANGES
100µA to 1000 V
COMPLETE IN DIE-CAST CASE WITH TEST LEADS CLIPS AND PRODS FULLY GUARANTEED

Sent post free for £2.10.0 and nine further monthly payments of £1.4.6
Cash price £12.7.6

FRITH RADIOCRAFT LTD
69-71 CHURCH GATE LEICESTER
6 28, HIGH ST NEWPORT PAGNELL Bucks

ODDIE FASTENERS

Pat. 507249



THIS FASTENER WITH ENDLESS APPLICATIONS—SIMPLE—POSITIVE SELF-LOCKING. MADE IN A VARIETY OF TYPES AND SIZES. SPECIAL FASTENERS TO SUIT CUSTOMERS' REQUIREMENTS. WIDELY USED IN THE RADIO INDUSTRY.

Illustrated brochure and other information will be gladly sent on request.
DEPT. "W.W."

Oddie, Bradbury & Cull Ltd., Southampton
Tel.: 55883 Cables: Fasteners, Southampton

MISCELLANEOUS
TAPE/DISC for connoisseurs, use Britain's oldest full-time transfer service; 30 min. 42/-; special prof. qual. tape, 25/- and 21/-;—Sound News Productions, 59, Bryanston St., W.1. Amb. 0091. [0192]

NOTICES
BRITISH SOUND RECORDING ASSOCIATION. Details of membership, open to the professional sound recording engineer and all others interested in recording high quality reproduction and other branches of audio engineering, together with details of the London lecture programme and the Manchester, Portsmouth and Cardiff Centres, may be obtained from the Hon. Membership Secretary, H. J. Houlgate, A.M.I.E.E., 12, Strongbow Rd., Eatham, S.E.9. [0031]

CAPACITY AVAILABLE
CHASSIS work, instrument cases, embossed panels in usual metals. Special group-boards in S.R.B.P. etc. Long or short runs. Precision work at keen prices. Extensive range of stock tools for radio and electronics industry; special tooling at favourable rates.—Metalwork Dept., Unitelex (London), Ltd., Pagnell St., London, S.E.14. Tideway 5842. [6366]

BUSINESS OPPORTUNITIES
WELL-KNOWN firm of precision engineers and instrument makers (London area) are desirous of entering into a licence agreement or purchasing outright, patents relating to electrical and/or mechanical devices of a precision instrument character, or of a consumer goods nature; adequate capital and production facilities are available to develop, produce and market suitable devices.—Communications should be addressed, in the first instance, to Box 7247. [6936]

WORK WANTED
WORK wanted, P.T.F.E. supplied and machined, A.I.D. approved.—Bel Sound Products, Marlborough Yard, London, Archway, N.19. [0187]

ELECTRONIC wiring carried out to A.I.D. standards; miniature and sub-miniature work welcomed; sit. south-west England.—Box 3133. [6925]

TRANSFORMERS, chokes, replays, etc., modification to electronic instruments, design and production enquiries will receive prompt attention.—Box 7584. [6972]

PART-TIME work required, radio servicing, radio assembly, and prototype wiring.—G. C. Coombes, 59, Tiverton Rd., Hounslow, Middx. [6924]

ELECTRONIC wiring; any description units made to designer's requirements, including R.C.S. 1,000; lay-outs designed and developed.—Apply Box 7237. [6935]

CONSULT us for prototype manufacture of anything electronic; we also have a television and electronic service laboratory; trade enquiries invited.—Park Television Service, Ltd., 5, London St., W.2. Pad. 9618. [0215]

SITUATIONS VACANT
MURPHY RADIO, Ltd.

ELECTRONICS Division.
VACANCIES exist in a design laboratory for a senior and a junior engineer to work on the development of aerials for fixed, mobile and airborne use.

CANDIDATES should preferably have experience in the field, coupled with necessary mathematical ability.

POSTS are pensionable, sports club and other recreational facilities are available.—Applications should be addressed to Personnel Department (E.35), Murphy Radio, Ltd., Wymondley Garden City, Herts. [6902]

WIRELESS operator mechanics required by **FALKLAND ISLANDS DEPENDENCIES SURVEY** for service at isolated British Bases in Antarctic. Must be able to transmit and receive morse at 20 words a minute and be capable of elementary maintenance, wireless transmitting and receiving equipment. Salary according age in scale £330, rising to £420 a year with all found, including clothing and canteen stores. Keen young men between 20 and 30 years required, preferably single, of good education and high physical standard, with genuine interest in polar research and travel, and willing to spend 30 months under conditions testing character and resource.—Write to the Crown Agents, 4, Millbank, London, S.W.1. State age, name in block letters, full qualifications and experience, and quote M2C/42227/WF. [6931]

SUPERINTENDENT OF LIGHTS required by **HONG KONG** Government Marine Department for appointment on probation to pensionable establishment. Normal tour 4 years. Salary scale (including expatriate allowances) present temporary allowance: (i) Single men: £1,504 rising to £2,290 a year; (ii) married men without children: £1,672 rising to £2,539 a year; (iii) family men: £1,840 rising to £2,785 a year. Free passages, liberal leave on full salary. Candidates, aged 26-35, must be A.M.I.Mech.E. or A.M.I.E.E., and have had three years practical experience with all types of marine navigational aids; they should also be conversant with R/T and W/T for port communications. Write to the Crown Agents, 4, Millbank, London, S.W.1. State age, name in block letters, full qualifications and experience and quote M2A/41846/WF. [6910]

Build a Quality Tape Recorder with 'ASPDEN' TAPE DECK & AMPLIFIER KITS

Tape deck kit model 521 £7 10 0
Tape deck kit model 721 £8 10 0

Two speed, twin track
Complete with high-class motor, high fidelity heads and all instructions.
Record-replay AMPLIFIER kit £5 18 0
Power pack for above, kit ... £2 18 6
(both without valves)
Carriage extra

This tape deck and amplifier is being used in the Antarctic by a member of the expedition.

"G.D. '3 U.B.' Isle of Man, writes: "Congratulations on this excellent tape deck at such a low price."

Send stamp for full particulars to:—

W. S. ASPDEN,
STANLEY WORKS,
back CLEVEDON ROAD,
BLACKPOOL, LANCs.

WEBB'S SERVICE DEPARTMENT

Renovation and re-alignment of Communications Receivers a speciality.

We can also offer skilled overhaul of High Fidelity Amplifiers and Equipment.

WEBB'S RADIO

14 SOHO STREET, LONDON, W.1
Service Dept. — 'Phone GERrard 7308
Sales Dept. — 'Phone GERrard 2089

QUARTZ CRYSTAL UNITS



Type B7



The type B7 unit is mounted in the standard B7G valve envelope and is hermetically sealed and fully evacuated.

Available for the frequency ranges from 100 kc/s to 500 kc/s and from 3 Mc/s to 16 Mc/s. Gold electrodes applied by cathodic sputtering give permanence of calibration. Normal adjustment accuracy 0.01%, Max. adjustment accuracy 0.003%.

Early delivery can be given of some frequencies, and we will be pleased to quote for your specific requirements.

THE QUARTZ CRYSTAL Co. Ltd.
62-71, Kingston Road,
NEW MALDEN, SURREY.
Telephone: MALDEN 0334 Cables, etc.: QUARTZCO NEW MALDEN

TELEPHONE SETS
IN ATTRACTIVE BAKELITE CASE
BRAND NEW EX-GOV. "F" TYPE



Ideal between 2 or more positions up to five miles. STORE FACTORY AND OFFICE; BUILDINGS; GARDEN SHED

and HOUSE. 2 sets in individual carrying cases, complete with long life batteries, bells, ringer and 100ft. telephone cable.

£7.10.0 per pair
Carr. (G.B.) 9/6

SPECIAL OFFER OF AERIAL MASTS

R.A.F. TYPE 50

36ft. HIGH

Kits comprise—9 2in. dia. Tubular Steel (Copper Plated) Sections of 4ft. length, top-section and base, Pickets, Guys and Fittings.

YOU can purchase this normally expensive MAST for a fraction of its cost, i.e.,

£7.10.0 ONLY
(Carr. 15/6)

Please add £1 for (returnable) wooden carrying case.

The MAST is particularly suitable to take aereals for Tx., Ex., F.M. and T.V. (especially COMMERCIAL), and has many other uses. Extra 4ft. sections can be supplied at 11/8 per section.

U.S.A. 45ft. AERIAL MAST (10 sections 4ft. 6in. x 2in., guys, etc.). This entirely new and complete set in canvas carrying bag £12/10/- each, carr. 17/8 or 2 sets with additional low and high frequency antenna £25 pair. Carr. extra.

ARMY TYPE 32FT. MASTS similar to above but 10 lin. screw-sections, suitable for permanent lightweight installation. Kit in canvas bag, £5/10/-, carriage 12/6.

TRUVOX LOUD HAILERS EX-GOV.


Impedance 7½Ω
Handling cap. 8 watts
price 27/6, post 5/-

Brand New TELEPRINTER EQUIPMENT CREED AUTOMATIC TRANSMITTER
No. 654/N for telegraph working, in original cases.

RECTIFIER UNITS 26B. Input 110/230 v. A.C. Output 80+ 80 volts. In original cases.
TERMINAL UNITS 80 + 80. Can be used with above 26B units.
TELEGRAPH RELAYS 299 AN.
Also other equipment.

TELEPHONE SWITCHBOARDS

A.D. 1240 and others—spares etc.



G.P.O. SWITCHBOARD TL.1806 10 lines, thru' connexion, £12/10/-, carriage 15/-

Quantity & Export enquiries are invited for above items, also other Electronic Component parts
HATTER & DAVIS (RELAYS) LTD.
128, KENSAL ROAD, LONDON, W.10. LA Dbroke 0686

SITUATIONS VACANT

ASSISTANT Works Manager.

APPLICANTS should have experience in the manufacture of both electronic and power transformers. The situation holds excellent prospects and a pension scheme is applicable. APPLY stating age and full particulars to: Managing Director, Woden Transformer Co., Ltd., Moxley Rd., Bilston, Staffs. [6917

APPLICATIONS are invited for pensionable posts as EXAMINERS in the PATENT Office TO undertake the official scientific, technical and legal work in connection with Patent applications.

AGE at least 21 and under 35 years on January 1st, 1957, with extension for regular Forces' service.

CANDIDATES must have (or obtain in 1957) 1st or 2nd Class Honours in Physics, Organic or Inorganic Chemistry, Mechanical or Electrical Engineering or in Mathematics, or an equivalent qualification, or have achieved a professional qualification e.g., A.M.I.C.E., A.M.I.Mech.E., A.M.I.E.E., A.R.I.C. For a limited number of vacancies candidates with 1st or 2nd Class Honours degrees in other subjects—scientific or otherwise—will be considered. Exceptional candidates otherwise qualified by high professional attainments will be considered.

STARTING pay for 5-day week of 42 hours in London between £605 and £1,120 (men), according to post-graduate (or equivalent) experience and National Service. Maximum of scale £1,345. Women's pay above £605 slightly lower, but is being raised to reach equality with men's in 1961. Good prospects of promotion to Senior Examiner rising to £2,000 (under review) and reasonable expectation of further promotion to Principal Examiner.

APPLICATION form and further particulars from Civil Service Commission, Scientific Branch, 30, Old Burlington St., London, W.1, quoting S128/57 and stating date of birth. INTERVIEW Boards will sit at intervals, as required. Early application is advised. [6912

TANGANYIKA BROADCASTING CORPORATION.

APPLICATIONS are invited for a vacancy for a broadcasting engineer in the service of the Tanganyika Broadcasting Corporation, with salary scale £981 rising to £1,863 a year.

THE successful candidate will be appointed on contract terms with gratuity at the rate of 13% of total salary drawn, and will enter the salary scale at a point determined by qualifications and experience. The term of contract will be for one tour of 30 to 36 months and passages by air or sea will be granted from the U.K. and return for the officer and his family. Housing or rent assistance will be provided.

QUALIFICATIONS: Applicants should be over the age of 28 and be graduates of the Institution of Electrical Engineers, or have an engineering degree or diploma granting exemption from Sections A and B of the Institution's examinations and have had not less than two years' experience which can be directly related to broadcasting.

DUTIES: Include staff management and responsibility for the maintenance, installation and operation of broadcasting studios and transmitters.

WRITE to the Crown Agents, 4, Millbank, London, S.W.1. State age, name in block letters, full qualifications and experience, and quote M2C/42128/WF. [6940

FEDERATION OF RHODESIA AND NYASALAND.

RADAR Mechanic/Operators: Meteorological Services.

REVISED salary scales. APPLICANTS, under 30, should be experienced in operation and maintenance of radar equipment; duties include operation of radar in following balloon-borne radar targets for wind finding and in tracking precipitation echoes, also maintenance of Department's radar and other electronic equipment; commencing salary £600-£880, depending on experience on scale rising to £1,450; there are sufficient senior posts normally filled by internal promotion to ensure career prospects; application forms and further details from Secretary (R) Rhodesia House, 429, Strand, London, W.C.2. Closing date 7th May. [6919

AEROPLANE and Armament Experimental Establishment, Boscombe Down, requires SKILLED men to serve as:—

INSTRUMENT and Electrical Craftsmen and Radio/Radar and Electronic Craftsmen for laboratory and aircraft installations work.
AIRFRAME and Engine Fitters for aircraft servicing and fitting of special equipment.

FITTERS and Turners for Research Workshops. RATE of pay on entry for 44-hour 5-day week 171/4 plus 10% merit lead or 171/4 plus 33% merit lead according to experience. Prospects of re-assessment of rate within three months, any increase backdated to date of entry, merit lead can rise to 70/-.


TWO weeks (88 hours) paid annual leave. Paid sick leave scheme.

APPLY giving details of apprenticeship and experience to Air Commodore, Commanding (Civilian Administration Office) (W.W.), A. & A.E.E., Boscombe Down, Amesbury, Wiltshire. [6965

TELEVISION Engineers, able to drive, required by leading Murphy dealers; permanency, first-class salary and conditions.—Singer's, 211, Kilburn High Rd., N.W.6. Mai. 6408. [6222

Armstrong
QUALITY RADIOGRAM CHASSIS

MODEL AF 105—£37




AM and FM Tuners and High Fidelity Amplifier on one compact chassis

- 10 valves. ● 10 watts push-pull amplifier with negative feed back.
- FM, Long, Medium and two Short wavebands.
- Frequency Range: 15-35,000 c.p.s. ± 1 dB.
- Independent and Continuously variable Bass and Treble Controls with visual setting indicators.
- Magic Eye Tuning.

MODEL PB 409

PRICE 28 GNS.



- 9 Valves. ● 6 watts push-pull output.
- Full VHF band (88-108 Mc/s) Plus Long, Medium and Short bands.
- Frequency Response within 2 dB 20-20,000 c.p.s. at 4 watts (double normal room volume).
- Independent Bass and Treble Controls.
- Quick-action "Piano Key" selectors.
- Magic Eye Tuning.

We shall be glad to give you a demonstration of these and other models in our range at our Wartlers Road showrooms (open 9-6 p.m. Weekdays and Saturday). If you are unable to visit us please write for descriptive literature mentioning **WIRELESS WORLD.**

HIRE PURCHASE AND CREDIT facilities are available.

GUARANTEE: All our models are sold under full and unconditional money-back guarantee of satisfaction.

FREE TRIAL IN YOUR OWN HOME. Your money will be returned if for any reason you are not satisfied after 7 days' trial.


ARMSTRONG WIRELESS & TELEVISION CO. LTD.

Wartlers Road, London, N.7.

Telephone: NORTH 3213

CABINETS AND HI-FI EQUIPMENT

We can supply any Cabinet to your own specification



"The Continental"
£24-15-0

This elegant Cabinet is the latest in our range designed in the continental style. Solidly constructed and finished in selected mahogany veneers. Available dark, medium, light, high gloss or contemporary finish. Polished £29-15-0. We can also supply and fit this or any cabinet with the latest Hi-Fi amplifiers, tuners, transcription units, record changers, speakers, etc. Send for comprehensive illustrated catalogue of cabinets, chassis, autochangers, speakers, etc., all available on easy H.P. terms.

LEWIS RADIO COMPANY

120 (WW7) Green Lanes, Palmers Green, London, N.13. Telephone: BOWes Park 1155/6.

All the experts use —



- ★ Reliable
- ★ Speedy
- ★ Long-lasting

A model for every purpose 65 watt round pencil bit

Leaflets on request from

W. T. HENLEY'S TELEGRAPH WORKS CO. LTD.

51-53 Hatton Garden, London E.C.1

Tel: CHAncery 6822

FOR 25 YEARS THE BEST



SITUATIONS VACANT

JUNIOR Wireless Telegraphy Operators required by FALKLAND Islands Dependencies Administration for service in SOUTH Georgia for one tour of three years in the first instance. Salary according to age and experience in scale £420 rising to £520 a year. Free board and lodging. Free passages. Liberals leave on full salary. Candidates preferably single and must be able to transmit and receive morse at 25 w.p.m. They should be familiar with H.F. and M.F. transmitters. P.M.G. Cert. an advantage. Selected candidates to leave U.K. August, 1957. Write to the Crown Agents, 4, Millbank, London, S.W.1. State age, name in block letters, full qualifications and experience and quote M2C/41977/WF. [6961]

THE BRITISH IRON & STEEL RESEARCH ASSOCIATION. RESEARCH assistant, aged 20-25, required to help to develop and operate instruments for stress and deflection recording in connection with investigations into steel works structures and to assist in analysing the resulting records; O.N.C. or H.N.C. in civil or mechanical engineering essential; some knowledge of electrical circuits an asset; opportunities given for continuation of technical studies; starting salary up to £700 p.a. according to candidates qualifications and experience.—Written applications only, quoting "C.E. 12," to the Personnel Officer, B.I.S.R.A., 11, Park Lane, London, W.1. [6976]

SALFORD ELECTRICAL INSTRUMENTS Ltd., Chestergate Works, Stockport, Cheshire. HAS rectifier development vacancies in rapidly expanding department. Engineers and Physicists required with Degree or H.N.C. Salaries dependent on experience up to £1,000. SEND full details to Personnel Manager at the above address. [6856]

EXPERIENCED promotion manager required by high fidelity manufacturers, London area.—Box 6992. [6904]

ASSISTANTS (Scientific). The Civil Service Commissioners invite applications for pensionable posts. AGE at least 17½ and under 26 years of age on 1st January, 1957, with extension for regular service in H.M. Forces, but candidates over 26 with specialised experience may be admitted. CANDIDATES must produce evidence of having reached a prescribed standard of education, particularly in a science or mathematical subject; at least two years experience in the duties of the class gained by service in a Government Department or other civilian scientific establishment or in technical branches of the Forces essential in one of the following groups of scientific subjects:—

- (i) ENGINEERING and physical sciences.
 - (ii) CHEMISTRY, bio-chemistry and metallurgy.
 - (iii) BIOLOGICAL Sciences.
 - (iv) GENERAL (including geology, meteorology, general work ranging over two or more groups.
- (i) to (iii) and highly skilled work in laboratory crafts such as glass-blowing). STARTING pay £340 (at 18) up to £460 (women £431) at 25; men's scale maximum £635; women's scale being raised to reach equality with men's by 1961; somewhat less in provinces; opportunities for promotion and for further education; 5-day week, general. FURTHER particulars, from Civil Service Commission, Scientific Branch, 30, Old Burlington Street, London, W.1, quoting No. S59/57. INTERVIEW Boards sit at intervals, as required; early application is advised. [6920]

REQUIRED for interesting research development work on electro-acoustic devices, an engineer up to B.Sc. standard.—Apply Box 7090. [6913]

T.V. engineers required, all districts, to work on a sub-contract basis; write, giving details of area covered, type of transport and facilities available.—Box 7756. [6934]

RECORDING engineer required for disc and tape, or would train suitable applicant.—Nuffield Talking Book Studios, 8, Hinde St., Manchester Square, W.1. [6939]

ELECTRONIC engineers required for work on transistor circuitry and other projects, the minimum qualification for senior post, H.N.C. or equivalent. FOR Junior Post, O.N.C. but consideration would be given to advanced student of special ability; north London district; quote reference S.B.E.—Box 6968. [6895]

TECHNICAL writer for preparation of operating manuals, testing procedures and technical bulletins in connection with electrical and electronic instruments, facsimile transmission equipment and servo mechanisms. APPLICANTS should have an aptitude for this specialised form of writing together with technical qualifications equivalent to H.N.C. Experience with light mechanisms is desirable. Salary commensurate with qualifications and experience. Ideal working conditions, pension scheme, social and sports facilities, modern canteen.—Please write, giving full details, to Mulhens & Co. Ltd., Precision Electrical Instrument Makers, Beckenham, Kent. [6909]

TELEVISION development engineer (senior) with administrative experience required, capable of carrying out development projects with minimum supervision up to production stage.—Write giving full personal details, Chief Engineer, Rediffusion (Wired Radio Service, Ltd.), Fullers Way, Chessington, Surrey, [6879] Elmbridge 5824.

Excellence in design..

Specialists in Sub-miniature Telecommunication Components.



Actual Size (Approx.)



TEMPATRIMMER

Nominal capacity 6.5pF—Temperature Coefficient continuously adjustable from + 2000 to — 2000 parts per million per degree Centigrade. Length 1.31" Width .670" Height .5"

Details from—

OXLEY

DEVELOPMENTS CO. LTD. ULVERSTON, NORTH LANCs

Tel: ULVERSTON 3306

HOME RADIO LTD.

for EDDYSTONE "870"



The "870" receiver is of small dimensions, light in weight and attractively styled, which features make it ideal for use where space is restricted or where easy portability is desired. Four ranges are provided, covering short wave, medium wave and long wave broadcast. The "870" receiver operates equally well from A.C. or D.C. mains supplies and an adjustment is provided for voltages of 100/120 and 200/250.

PRICE £34.16.0

Full details of this and all other EDDYSTONE receivers including VHF/FM tuner free on request to:

HOME RADIO (MITCHAM) LTD.

187 LONDON ROAD, MITCHAM, SURREY.

MIT 3282

BENSON'S BETTER BARGAINS

BUILD A CAR RADIO, CHEAPLY & SIMPLY

The basis is the Command Receiver tuning 0.52-1.5 mc/s. (medium wave), comprising RF 12SK7, FC 12K8, 2x IF 12SK7, Demod/amp. 12SR7, Output 12A6. Size 11 x 5 1/2 x 5 in. New, black crackle finish. Price list: brand new receiver, with valves, 97/6; miniature speaker trans., 4/6; gain potentiometer, with switch, 6/6; speaker jack 1/6; jack-plug 1/6; speaker, 5in., 18/6; dynamotor (fitting) 28 v., 10/6; or non-fitting 12 v. input, 10/6. Modification data and circuit diagram 1/6. Total £7/2/- (postage 5/-).

TRANSCEIVERS, Type 18 (Rx and Tx separate), with valves, less attachment, 50/- (carr. 7/6). Type 46 (Walkie-Talkie), with 1/TP25, 2/VP23, 1/HL23DD, 1/QP25, 1/ATP4, 2 xtals, headset/mic. satchels, aerial, 65/- **INDICATORS** 62A. VCR97, 12/VR91, 2/VR54, 3/VR92, 4/CV118, 55/- (carr. 10/-) Headphone adaptors C-410, 2/6. Condensers, block 0.06 15 kV. (U.S.A.), 15/- **Control Unit** 301. Input 100/240 v. 50 c. or Bat. for remote TX control. Contains: 2 relays, 2 met. recs. 4/615, indicators, jacks, grey case, 12 x 8 x 8 in., 55/- (carr. 7/6). Valves, VR91, ex-new equipment, 8 for £1. **LAMPS**: Projector, 120 v. 750 w. pre-focus, 15/-; Flood, 200/250 v., 250 w. E.S. Rd., 4/6; Standard BC 25 v. 60 w.; 35 v. 25 w.; 40 w.; or 60 w.; 150 w., 1/- **Transformers**: Vibrator 12-0-12 v. to 300 v. 100 mA., potted, 12/6; "C" core, input 200 v., output 6.3 v. 2 A. thrice, 13/6. **Flex DRIVES**, 3 1/2 in. long, 1/4 in. dia. ends, 3/6. **VIBRATORS**. Mallory G629C 12 v. 4 pin, 7/6. 3 pin plug and socket (brass) on 1 yd. cable, 3/- **Bomb release**, relay operating claw, with heater, 5/- **THROAT MICS.**, new, 2/6. **BC624A**. (SCR522). New condition, with 10 valves; 100/150 mc/s. Less xtals and relays, 40/- (rail 5/-). **KEYS**, morse, large, covered, 10/6; small 2/6. **COMMAND RXS.** Brand new, with valves, 1.5-3.0 mc/s., 55/- **BC454**. 3-6 mc/s., 45/- (post 3/-). Flex Drives for these 10/6. Condensers, var. spindled, ceramic, 15, 25 or 50 pfs., 1/3; 75 pfs., 1/6; butterfly 25 pfs., 1/6. **RXS. 112/114 (TR1987)**, with 3/EF91, 2/EL91, 5 gang tuner, new, 37/6, less valves, 7/6. (Circuit 1/-). **MOTORS**: Synch, 100 v., 3,000 r.p.m., 10VA, 10/- **SUPPRESSORS**, radio interference, ex-A.M., 5/6 (post 2/-). **BRAND NEW RF.26, 27, 27/6** (postage 2/6); RF24, RF25, 10/6. **DYNAMOTORS** (post 3/-); 12 v. to 250 v. 65 mA., and 6.3 v. 2.5 A., 10/6. **EDDYSTONE**, 12 v. to 190 v. 75 mA., cased, 15/-; 11 v. to 300 v. 200 mA., cased, 15/- (carr. 8/6). **METAL RECTIFIERS**: 600 v. 30 mA., 6/-; 500 v. 500 mA., 10/6. 240 v. 30 mA., 3/6. 1,000 v. 30 mA., 7/6. **IF AMPLIFIERS** 178, 13.0 mc/s., with valves, 15/6 (postage 2/6 each). **I.F.T.s** 10/13 mc/s., canned, new, 1/3. **R1155** Coilpacks, used, 9/6. **R1155 Tuning DRIVES** "N" type, brand new, 10/6. **CHOKES**, L.F. Ferranti, 10H, 120 mA., Screened, 7/6. 10H, 200 mA., 8/6; 5H, 200 mA., 4/6. "C" core 10H, 130 mA., 12/6. **VIBRAPACKS**, 12 v. to 150 v. 30 mA., smoothed, filtered, 12/6; 2 v. to 480 v. and 150 v. (dual-vibrator), smoothed, filtered, 25/- (post, each, 3/-). **PCR**, 12 v. to 250 v. 80 mA., smoothed, filtered, 17/6 (carr. 8/6). **BOND TESTERS** (Record). 0-0.1Ω. 30/- **FULLERPHONES**, with buzzer, morse key and LR phones, for field communication, 15/- (P.P. 3/-). **BC1066** VHF Rx. with 2/957 and 1/10G8GT valves, 27/6 (P.P. 3/-). **FUSES**, Sloydok, 30A., 2/6. **BATTERIES**, dry, 90/45/3/1.5 v., 6/-; 90+60+4.5 v., 6/- (P.P. 2/6). Heavy duty, 1.5 v., 1/3; 4.5 v., 2/6 (P.P. 1/4). **JACKPLUGS**, 1 way, on "jumper", (2) 2/6. **POWER PACKS**, input A.C. 230 v. Outputs 150 v. 30 mA. D.C. and 6.3 v., 1.5 A., A.C., 25/- (P.P. 3/-). Bel/Lee spigoted plugs, 5 pin, M or Fern (unmated), 6d.; mated 7 pin, 1/6 pin, 10 way, 2/6. **WANT-ED**—5 pin M. & F. wafers, **SWITCHES**, wafer; 1 pole 6 way, 1 bank, 1p 11w 1b, 1p 8w 1b, 1p 3w 3b, 2p 3w 2b, 4p 2w 1b, 1p 6w 5b, 1p 6w 2b, 2/6; 1p 11w 2b, 6p 2w 4b, 3/6. Stud type, 1p. 10w 2b, 4/6.

List and enquiries. S.A.E. please! Terms: C.W.O. Postage extra. Immediate despatch.

Callers and post: **W. A. BENSON (WW)**, 136, Rathbone Road, Liverpool, 15. SEF 6853.
Callers: **SUPERADIO (W'chapel) LTD.**, 116, Whitechapel, Liverpool, 2. ROY 1130.

SITUATIONS VACANT

TRANSFORMER design engineer (senior) required for small factory in West London area; permanent executive position, to take sole charge of engineering staff of 10 persons; state salary required to Box 6875. [6870]

ATTRACTIVE position is vacant in a company in eastern England for an assistant who has knowledge of electronics and is interested in administration as distinct from development. The work relates to—

PATENTS, Trade Marks and Technical Agreements.

AND covers a wide variety of products. Applicants will have an opportunity of working in close collaboration with the company's research personnel and inventors and should have a liking for analysing technical problems; specialist training will be given in the procedures involved.—Please send details of qualifications and experience to Box 7478. [6957]

DIAGNOSIS Testers.—E. K. Cole, Ltd., Southend-on-Sea, have vacancies for diagnosis testers (trouble shooters) for radio and T.V.; previous experience and good theoretical knowledge essential.—Apply Personnel Manager. [6929]

PYE, Ltd., Radio Works, Cambridge, invite applications for positions as technical authorities to compile maintenance handbooks dealing with radio equipment; applicants must possess command of English and some technical knowledge.—Applications in writing to Personnel Officer. [6943]

DEVELOPMENT Engineer.—E. K. Cole, Ltd., Southend-on-Sea, have a vacancy in their laboratories for an experienced television development engineer; a degree, H.N.C. or equivalent qualification desired.—Write stating age, qualifications and experience, to the Personnel Manager. [6928]

NUCLEONIC and Electronic Development Engineer required. Capable of taking charge of complete development of an individual instrument. First-class working conditions in new Development Laboratory Apply Chief Engineer, Dynatron Radio, Ltd., St. Peter's Rd., Furze Platt, Maidenhead, Berkshire. [6962]

ELECTRICAL engineer required for development work on capacitors; specialized experience not essential, but good technical standard and interest in insulation materials, conductor soldering/welding and drying processes needed.—Write fully, Stability Capacitors, Ltd., Raven Rd., London, E.18. [6932]

GLASSBLOWER is required, for laboratory, with considerable experience of general lathe work; permanent staff appointment; sickness and pension scheme; apply in person, or write to Personnel Department for interview, Elliott Brothers (London), Ltd., Borehamwood, Herts. (One hour from Central London). [6956]

SENIOR Audio Engineer required for development of L.F. amplifiers and associated Hi-Fidelity equipment. Knowledge of tape recorders desirable. Excellent working conditions in new Development Laboratory.—Apply Chief Engineer, Dynatron Radio, Ltd., St. Peter's Rd., Furze Platt, Maidenhead, Berkshire. [6963]

DESIGNER draughtsman to take charge of small drawing office of vacuum tube engineers; products include television camera tubes, hermetic seals; applicants should preferably have experience of press tool design for components of this nature, as well as component design experience.—Apply Cathodeon, Ltd., Church St., Cambridge. [6977]

SALES representative required with sound technical knowledge to assist in the sale of a wide range of high grade electronic equipment for laboratory and industrial application; pension scheme.—Write, with full particulars of age, experience and salary required, to Clima-Television, Ltd., Worsley Bridge Rd., Lower Sydenham, S.E.26. [6954]

INSTRUMENT Engineer with H.N.C. or equivalent in electronic engineering required by Research Laboratory for development and maintenance of electronic apparatus as applied to diesel engine testing and fuel injection development.—Write stating age, qualifications and experience to the Personnel Manager, C.A.V. Ltd., Warple Way, Acton, W.3. quoting Ref. R.31. [6923]

INSTRUCTOR in marine radio required; lecturing ability and technical standard equal to C. & G. Radio III with telecoms. Principles expected P.M.S. first-class or an advantage. Salary based on Burnham Scale and Pension Scheme.—Apply by letter (marked "Staff"), stating full details in confidence to Principal, Marine Radio College, Overseas House, Brooks' Bar, Manchester, 16. [6974]

ELECTRONIC engineers required for installation and maintenance of scientific equipment in laboratories in U.K. and abroad; thorough training given. Good opportunity for radio and television service engineers to gain wide experience in new fields with excellent prospects.—Apply in writing to Personnel Manager, Unicam Instruments, Ltd., Arbury Works, Cambridge. [6911]

SALES Engineers required to join Scottish Representatives of firm manufacturing High Frequency Induction Heating, Dielectric Heating and Plastic Welding equipment; basic knowledge of electronics plus general electrical knowledge required but technical experience in Induction and Dielectric application work essential.—Apply in writing giving details of previous experience and salary required, to Morris, Warden & Co., Ltd., 10, Royal Crescent, Glasgow, C.5. [6921]

LUSTRAPHONE MICROPHONES

*naturally
sound better!*

MODEL VR53

**Ribbon
Velocity**

MICROPHONE

**Studio class
Low & High
Impedance**



A reasonably-priced bi-directional instrument of high fidelity performance. For Studio, Public Address and Recorder use.



LFV/59 SERIES

**"Full
Vision"**

MICROPHONE

**Low, Line
or High
Impedance**

Small in size—perfect in styling, technique and performance. Fully protected against wind effects. Ideal for TV, Broadcasting, Film Studios, Public Address and Recording.

LD/61 SERIES

Lustrette

**DYNAMIC
MICROPHONE**

**Specially
designed
for all tape
recorders**



Low-priced and compact. Available in various impedances to permit matched replacement of all types of Crystal, Condenser or other microphones

All Lustraphone microphones are fully guaranteed and backed by special after-sales service facilities. Write for literature and name and address of nearest stockist.

LUSTRAPHONE LIMITED
St. George's Works, Regent's Park Road,
London, N.W.1. Tel. PR1 Imroose 8844

BRITISH  & BEST

"AUTOMAT" CHARGERS and POWER PACKS

as supplied to Ministries, Airline Co.s, etc., up to 600 watts. Correct design, best materials and workmanship. Selenium rectifier stacks, 40 ma. to 10 amp., with or without transformers.



ditto, 12 v. 1 amp., 42/6, postage 1/10, wt. 8lb.

FOOLPROOF CHARGER KITS. Genuinely trouble free and ultra reliable. As sold for 11 years through "W.W." with full data sheet and instructions. No. 1 Kit. Westalite 3 amp. rectifier, 65 watt tapped, impregnated trans., ballast bulb, for 2 v., 6 v., 12 v. charger, all rectifier troubles eliminated, 46/-, p.p. 1/10. Handsome steel case. ready punched, louvred, enamelled, 12/6. No. 1A Kit. 3 a. rectifier, 65 watt. trans, ballast res., ammeter for 2 v., 6 v., 12 v., 3 amp., 52/6, p.p. 1/10. No. 2 Kit. 12 v. 2 amp. rect., 45 watt trans., ballast/indicator bulb for 2 v., 6 v., 12 v. charger, 36/6. Case 12/6, p.p. 1/10. Wt. 8lb. with case. Minor Kit, 6 v. 2 amp., 32/-, p.p. 1/10, case 12/6 extra. Senior Model, for 6 v./12 v. at 4 to 5 amp., 12 v. 5 amp. S.T.C. rect., 85 watt trans., ballast bulb, 64/-, p.p. 2/-. Slider Kit, 120 watt trans., 14 v. 6 amp. large fanned type rect., slider res., high grade ammeter, wt. 17lb., for 6 v./12 v. charger, 44/13/-, carr. 4/-.

SELENIUM RECTIFIERS. New stock not surplus, 6 v., 1 a., 4/-, 2 a., 7/6, 4 a. 15/-, 12 v. 0.5 a., 5/-, 1 a., 7/6, 2 a., 9/6, all p.p. 6d. 12 v./14 v. 3 a., to 3.4 a., 15/6, 5 a., 27/-, Large fanned 6 a., 32/-, p.p. 10d. 24 v., 50 ma. 2/9, 24 v. 0.3 a., 9/-, 1.5 a., 15/-, 3 a., 27/-, 5 a., 42/-, 8 a., 62/-, all p.p. 10d. 50 v. 1 a., 24/-, 2 a., 47/-, 230 v. 1 a., 97/-, p.p. 1/6. H.T. rectifiers 120 v. 80 ma. R.M.2. 3/4, 135 v. 30 ma. elim. 5/6, 250 v. 60 ma., 7/-, 250 v. 100 ma. bridge, 14/6. All p.p. 6d. Many other L.T. and H.T. types in stock.

CHAMPION PRODUCTS

43, Uplands Way, LONDON, N.21. Phone: LAB 4457.

PURCHASE. HIRE OR HIRE-PURCHASE

VORTEXION Tape Recorders and P.A. Equipment, etc.

also Recordings—Tape to Tape/Disc Service

GRIFFITHS HANSEN (Recordings) LTD.

32-33, COSFIELD STREET, LONDON, W.1

Phones: MU5eum 2771/0642



THE SPENCER-WEST PATTERNING REMOVAL UNIT TYPE 54

works with any Band III converter unit and completely removes patterning caused by Band I breakthrough.

PRICE 25/- Complete

Full instructions for simple fitting provided. From your Dealer or if in any difficulty we will post C.O.D. or on receipt of a remittance for 25/- (post paid).

SPENCER-WEST LIMITED

QUAY WORKS, GT. YARMOUTH

Phones: 4794 and 3009

Grams: Spencer-West, Gt. Yarmouth

SITUATIONS VACANT

RADIO mechanic required by leading airline at Stansted Airport; must be skilled and should have good workshop experience; excellent rates of pay and conditions of service; single hostel accommodation available and canteen facilities. Apply in writing to Personnel Manager, Skyways, Ltd., Stansted Airport, Essex, or call for interview any weekday. [6914]

ELECTRONIC Engineers.—Large organisation has a few vacancies for electronic engineers to train as project leaders taking charge of all aspects of contracts abroad; qualifications H.N.C. or equivalent; age group 26-32; must be British, single, willing to work abroad here abroad for periods up to two years; excellent salary.—Write Box WW.527, c/o 191, Gresham House, E.C.2. [6926]

PYE TELECOMMUNICATIONS, Ltd., Ditton Works, Cambridge, have vacancies for both junior and intermediate engineers, experienced in V.H.F. and H.F. transmitter development; these vacancies offer permanent and progressive employment to higher grade.—Applications, which should give full details of past experience, etc., should be addressed to the Personnel Manager. [6933]

SENIOR design draughtsmen required for mechanical design work on radio and television receivers from initial prototype stage to issue of manufacturing drawings; technical qualifications and previous experience on radio and television desirable but not essential; good salary and prospects; 37½-hour week.—Apply to Personnel Officer, McMichael Radio, Ltd., Wytham Rd., Slough. [0198]

ELECTRONIC engineer required for electro-encephalographic department of The London Hospital, Whitechapel, E.1; duties include supervision of the maintenance of the equipment and development of new instruments, as well as assistance with research; salary dependent on qualifications and experience.—Applications, with names of 2 referees, to the House Governor by May 11th. [6953]

LABORATORY Technician (Physics), Queen Mary College (University of London), Mile End Road, E.1. Salary according to ability on scale, £580 p.a. by £15/20 to possible £545 subject to efficiency review at £455. Plus London weighting of £22 per week according to age. Pension scheme, four weeks' annual leave. Letters only, to Registrar (PT), stating age, full details, experience and present work. [6903]

RADIO technicians required by International Aeradio Ltd., for overseas service; permanent and pensionable positions; inclusive salary from £894 per annum to £1,373 per annum, tax free, according to marital status; free accommodation; kit allowance; free air fares; generous U.K. leave.—Qualified candidates to whom replies will be sent, please write, quoting RT to Personnel Officer, 40, Park St., W.1. [0262]

ELECTRONIC engineers or physicists required for rapidly expanding research department, experience of pulse techniques or ultrasonics desirable but not essential, the work is varied and interesting and offers scope and opportunities for people with initiative, B.Sc. or H.N.C. standard, pension scheme.—Write giving details of age, experience, salary required, etc., to Ultrasonoscope Co. (London), Ltd., Sudbourne Rd., London, S.W.2. [6862]

I.T.A. invites applications for the approximate 2655-£905; a good knowledge of high frequency and television engineering practice is required; preference will be given to applicants with some practical experience in the working of a television transmitting station; successful applicants may be required to serve on any of the Authority's transmitting stations in the United Kingdom; a contributory pension scheme is in force.—Applications, stating age, experience and qualifications, should be addressed to the Personnel Officer, 14, Princes Gate, London, S.W.7. [6937]

ELECTRONICS Engineer, The Morgan Crucible Company Limited, wishes to engage a young engineer to work in a section which is responsible for the installation and maintenance of the instruments in use in their factories and laboratories. Candidates, aged 25/35, should, for preference be of O.N.C. standard, and must have had experience in servicing and building factory and laboratory test equipment and have some knowledge of proprietary electronic equipment. This post is permanent and pensionable, with good working conditions, canteen and 5-day week. Please apply, in confidence, to the Staff Department, Battersea Church Rd., S.W.11, and quote Reference UZ/15. [6916]

CANADA. Senior Mechanical Designer required by a leading organization in Montreal concerned with the manufacture of U.H.F. cavities and waveguide parts. The selected applicant will be required to prepare designs based on information supplied by electronic engineers with a minimum of supervision. He must, therefore, have had at least seven years' experience and be familiar with production techniques. He will be associated with all stages of design and manufacture of prototypes and must be prepared to do layout and check and collaborate with drawing offices by supplying the necessary information for final drawings. Starting salary \$5,500 to \$7,500 per annum depending upon qualifications and experience. Permanent appointment. Pension and other side benefits.—Applications, giving full details, to Box 7392. [6947]

TELEGRAPH AND TELEPHONE EQUIPMENT

1+4 Carrier Telephone Terminals, Repeaters and Spares.
1+1 Carrier Telephone Terminals, Repeaters and Spares.
VF Telegraph 3-channel Group Units
VF Telegraph Speech + Duplex Terminals and Filter Assemblies.
VF Telegraph Speech + Simplex No. 3.
Racked Bays for multi-channel telegraph and telephone equipment.
Filter Units, 600 ohms, various cut-off frequencies.
Retardation Coils and Repeating Coils.
Input and Output Transformers.
Close Tolerance Condensers.
Teleprinters Tape and Page.
Telephone Switchboards.
Field Telephone Sets, Types D, F and L.
Polarized Relays 899 AN.
Attenuator Assemblies Wiper Types.
Vibrators 7 pin Synchronous.

LOW POWER RADIO STATIONS

Wireless Set 19. Freq. 2-8 Mc/s and 230 Mc/s Systems A1, A2 and A5 AH.
Wireless Set 832D. Freq. 2-8 Mc/s Systems A1, A2 and A3 AM and FM.
Wireless Set 81.
Wireless Set 58. Canadian Walkie-Talkie. Complete with all ancillaries.
Wireless Set 68T. Tropicalized Man-Pack set 3.0 to 5.2 Mc/s.
Wireless Set 88. Walkie-Talkie.
Handy-Talkie SCR 538. Handy Talkie 3.5 to 6.0 Mc/s. Collins 18Q Stations. Complete 1.5 Mc/s to 12 Mc/s. T.C.S. Stations with choice of Power Supply Units 12 v., 24 v. or 115 v.
Wireless Set 62. 11-10 Mc/s, fully tropicalized.

AIRBORNE EQUIPMENT

AN/ARC 1 VHF Stations. 100-156 Mc/s 10-channel, 20-channel or 50-channel.
SCR 289G Radio Compasses. Complete with all parts including Inverter Supply Units.
SCR 522 VHF Stations. 100-156 Mc/s. Complete with all spares.
AN/ARN-5 Instrument Landing System Equipment.

R. GILFILLAN & CO. LTD.

7, HIGH ST., WORTHING, SUSSEX

Tel.: Worthing 8719 and 30181.

Cables: "GIL WORTHING" Codes: BENTLEY'S 2nd.

TANNOY SOUND EQUIPMENT

Tells you what's going on clearly

WEST NORWOOD · S.E.27

Telephone: GIPsy Hill 1131 (7 lines)

"DIPLOMA" HEADPHONES



Lightweight High Resistance (4,000 ohms). Complete with cord.

17/6

Ideal for CRYSTAL SETS

The 'TYANA' Standard Soldering Iron



- Adjustable Bit.
- Weight approx. 4 oz.
- Heating time 3 min.
- 40 Watt economy Consumption.
- Standard Voltage Ranges.

16/9

Replacement Elements and Bits always available

KENROY LIMITED
152/297 UPPER ST., ISLINGTON, LONDON, N.1

Telephone: CANonbury 4905-4663

SERVICE FOR THE SERIOUS CONSTRUCTOR

From our very large stocks of components & equipment we offer for prompt delivery

STEEL METER CASES WITH ALUMINIUM PANEL, SLOPING FRONT	
4in. x 4in. x 4in.	8/6
5in. x 6in. x 8in.	13/6
6in. x 6in. x 12in.	22/6
SMALL STEEL TEST METER CASES WITH ALUMINIUM PANEL	
4in. x 4in. x 2 1/2in.	6/-
6in. x 4in. x 3in.	8/-
8in. x 6in. x 3in.	10/-
10in. x 6in. x 2 1/2in.	12/-
STANDARD STEEL CASES WITH ALUMINIUM PANEL	
10in. x 7in. x 7in.	22/6
12in. x 7in. x 7in.	28/6
14in. x 7in. x 7in.	32/6
14in. x 9in. x 8in.	41/6
18 S.W.G. ALUMINIUM CHASSIS	
6in. x 3in. x 2in.	5/6
8in. x 4in. x 2in.	8/6
8in. x 6in. x 2 1/2in.	10/6
10in. x 6in. x 2 1/2in.	11/-
12in. x 6in. x 2 1/2in.	8/6
18 S.W.G. STEEL CHASSIS	
14in. x 8in. x 2 1/2in.	9/8
14in. x 10in. x 2 1/2in.	10/3
17in. x 10in. x 3in.	12/6
FULLY DRILLED CHASSIS FOR WILLIAMSON AMPLIFIER. Finished Old Gold	
G.E.C. OSRAM 913 AMPLIFIER DRILLED CHASSIS, Aluminium	21/-
G.E.C. OSRAM 912 FRONT PANEL	14/6
"PANEL" CRACKLE PAINT, BLACK, per tin	3/-

T.R. MASTERLINK

A Quality Tape Pre-amplifier Unit for use between standard tape decks and the best audio-amplifiers. With 3-speed play-back equalisation, erase and adjustable bias, metering of signal and bias voltage, oscillator cut-out, D.C. solenoid supply, etc. Also included—input matching, separate power supply unit; frequency response ± 1 db from 30 to 20,000 c/s plus 6 db pre-emphasis at 5 kc/s. Fully detailed leaflet on request. TRADE ENQUIRIES INVITED. **27 Gns.**

UNIVERSAL AVOINOR with 22 ranges	£10 10 0
ADVANCE E2 SIGNAL GENERATOR, 100 kc/s to 100 mc/s in 6 ranges.	£32 10 0
WHARFEDALE 3-Speaker Baffle Assembly	£39 10 0
TSL TWEEZER LPH.65	£1 19 6
COLVERN 2 K 16 WATT PRECISION POTS	8 6
T.E. WILLIAMSON KT to spec.	£25 0 0
CROSS-OVER INDUCTANCES, 4 mH. pot core, Lintz wound, per pair	15 0
WEARTEPE TAPE-DECK 2A	£35 0 0
DITTO 2/AH	£40 0 0
COLLABO TAPE DECK, MK. II.	£23 0 0
E.M.I. TAPE, 1,800ft., extra play, 1,800ft.	£2 10 0
SCOTCH BOY TAPE, extra play, 1,800ft.	£2 14 0
BELLING & LEE PLUGS and SOCKETS, T.O.C. CONDENSERS, RESISTORS BY LEADING MAKERS, TEST EQUIPMENT, HI-FI EQUIPMENT.	
JASON Switch Tuned F.M. Unit	£19 16 10
LUSTRETTE Dynamic Microphone	£3 7 6

(Postage and Packing extra.)

THE TELE-RADIO CATALOGUE

56 pages of components, amplifiers, tube equipment, F.M. Tuners, motors, pickups, loudspeakers, etc. Illustrated.

1/3 Post Paid

- GOODS FROM STOCK DESPATCHED BY 4.0 p.m. ON DAY OF RECEIPT OF ORDERS FROM HOME CUSTOMERS.
- Shop Hours—9 a.m. to 6 p.m. (1 p.m. Thursdays).
- Few minutes from Marble Arch.

TELE-RADIO (1943) LTD.,

189, EDGWARE RD. W.2
(Our only Address)
Phone: PADddington 4455-6

SITUATIONS VACANT

TEST Department Chargehand required to take control of a section engaged upon the electrical testing of production and pre-production radar and electronic equipment; technical qualifications to H.N.C. standard are required together with approximately 3 years' practical experience of test work on radar and allied equipments; previous supervisory experience is an essential qualification; the position commands a salary commensurate with the qualifications required. Write for particulars giving full details to Personnel Officer (Factory Division), Decca Radar, Ltd., 2, Tolworth Rise, Surbiton, Surrey. [6955]

CABLE AND WIRELESS, LTD., have vacancies for a limited number of young men aged about 24-30 for appointment as engineers at their London head office. Applicants should be in possession of the Higher National Certificate and, for preference, should have qualifications in the field of telecommunications. Commencing salary according to age. Examples: age 24 £650 per annum, age 27 £725 per annum, increasing by annual increments to £1,050 with openings for positions up to £1,500 per annum. Service in the company is pensionable. Candidates should apply in writing, giving full particulars of qualifications and experience, to the Personnel Officer, Cable and Wireless, Ltd., Mercury House, Theobalds Road, London, W.C.1. [6903]

A SUPERVISING test engineer is required by a large and well-known organization operating in Essex; applications are invited from engineers with H.N.C. or better qualifications, with drive and initiative and the desire to accept responsibility, for the supervision of the testing of sound reproducing and associated equipment; the ability quickly to diagnose faults and experience in the use of modern test equipment are essential; the successful applicant would also be given the opportunity of carrying out development work on sound equipment; permanent post; pensions scheme; salary according to experience and first-class opportunities for advancement.—Please reply to: R. W. G. 39, L.P.E., 55, St. Martin's Lane, London, W.C.2. [6942]

ELECTRONIC Engineer required for development of Railway Traffic Control and Signalling Equipment; age 25-30; essential qualifications—a Communications Degree or H.N.C. Electronics or C. & G. Certificates; the post is permanent and there are good prospects of promotion for successful applicant showing the necessary interest and ability; applicants should preferably have had 2 or 3 years' experience in some electronic field, such as the design of communication equipment, or of amplifiers and/or filters for similar purposes; experience with transistor circuitry an advantage but not essential; pension scheme and five-day week; write giving full particulars of age, qualifications and experience to: The Personnel Superintendent, Westinghouse Brake & Signal Co., Ltd., Chippenham, Wilts. [6837]

JUNIOR electronic engineers required to assist in the development, design and construction associated with railway traffic control systems; together with 2 or 3 years' electronic development experience applicants should possess C. & G. Telecommunication Certificates to Intermediate or final level; the successful applicant will be waived for applicants with more than 5 years' experience, and who are capable of developing outline circuitry to its final state with a minimum of supervision; some experience of transistor circuitry is desirable but not essential; pension scheme and 5-day week.—Write giving full particulars of age, qualifications and experience, to: The Personnel Superintendent, Westinghouse Brake & Signal Co., Ltd., Chippenham, Wilts, quoting reference No. EQ/11/N/W. [6939]

DEVELOPMENT engineer required for interesting work on various aspects of telecommunications systems engineering; experience in telephone and teleprinter circuitry, particularly the switching aspects, will be an asset; the engineer chosen will be called upon to exercise his initiative and act upon his own responsibility as a leading member of a development team; the salary paid will be commensurate with experience and academic qualifications which, although not essential, are desirable; there are prospects for a permanent career in telecommunications engineering and the company operates an up-to-date super-annuation and insurance scheme.—Write in the first instance, with full details, to the Personnel & Admin. Officer, International Aero Radio, Ltd., Engineering Division, Hayes Rd., Southall, Ltd., [6975]

PLESSEY NUCLEONICS, LTD., have vacancies for Electronic Engineers to work on the design of reactor instruments, pulse circuits, and other applications of electronics to nuclear problems; both senior and junior posts are offered; all applicants should possess a thorough knowledge of basic electronic theory, a degree in science or electrical engineering, H.N.C. or appropriate equivalent standards of technical education for the two grades; previous experience in nucleonics advantageous but not essential; the other important qualifications are enthusiasm and initiative to progress in this new and expanding field; these posts will carry attractive salaries commensurate with qualifications and experience.—Apply in writing to: Chief Engineer, Plessey Nucleonics, Ltd., Weedon Rd., Northampton. [6922]

SITUATIONS WANTED

RADIO & T.V. service engineer desires post with service dept. or manufacturer, London area; service work or development; holding R.T.E.B. Cert. and C. & G. telecomm. Inter. standard.—Box 753. [6958]



ELECTRONIC COMPONENTS DISTRIBUTORS FOR OVER 25 YEARS

Some popular lines:
FOUR-SIDED BLANK CHASSIS
Made in our own works from commercial quality half-hard aluminium of 16 s.w.g. thickness, these chassis will carry components of considerable weight and normally require no corner strengthening.—Standard stock sizes (in inches) are as follows:—

6 x 4 x 2 5/8	12 x 5 x 3 7/11	13 x 10 x 2 8/9
7 x 6 x 2 5/8	12 x 7 x 2 3/4	14 x 10 x 2 10/16
10 x 4 x 2 6/4	11 x 8 x 2 8/3	12 x 10 x 3 10/3
9 x 7 x 2 6/6	10 x 8 x 3 8/6	15 x 10 x 2 10/6
12 x 4 x 2 6/10	12 x 8 x 2 8/10	17 x 10 x 2 11/3
9 x 8 x 2 7/6	12 x 9 x 2 8/11	17 x 9 x 3 11/6
10 x 8 x 2 7/10	14 x 7 x 3 9/6	17 x 10 x 3 12/3

Special sizes to order. The same material cut to any size up to 3ft at 4/- per square foot.

Close Tolerance Wax-protected Silver Mica CAPACITORS.

Values stocked (pF):	
5 22 47 75 130 180 270 370 515 635 815 3000	
10 25 60 80 135 200 280 385 633 670 820 3300	
11 27 66 82 140 230 300 405 540 680 1000 3500	
13 28 60 100 145 225 315 410 550 735 1500 4000	
15 30 65 110 150 230 330 450 600 710 2000 4700	
18 33 65 120 160 245 340 470 620 750 2200 6000	
20 40 70 125 175 250 350 500 600 800 2500	

Tol.: up to 33pF, 1pF; over 33pF, 1 per cent.

PRICES: 5-300pF, 9d.; 310-820pF, 10d.; 1,000-2,500pF, 1/3; 3,000-5,000pF, 1/6. Special (limited number only), 0.1 m.d. 1%, 1%.

*Surplus stocks of mica, paper and ceramic capacitors from 6d. each.

*DAILY guaranteed ELECTROLYTICS. Full range from 1/6 ea.

*HIGH STABILITY RESISTORS. "T.S.L." 1-watt, 10% tol. 5-year guarantee. Full "preferred value" range, 12Ω to 10MΩ, 6d. each. 1% tol., 3/- each.

*Surplus stocks, various makes:
i watt 5% 2% 1%
7d 9d. 10d. 1/3
1 watt 1/1 1/1 1/6
1 watt 10d. 1/3 1/6

**"ELECTROVOICE" guaranteed TRANSFORMERS AND CHOKES. Individually tested. Fully shrouded. Used by leading laboratories. 66 types in stock.

WAFER SWITCHES made to order, N.S.F. parts. Quotations on request.

THE COOPER-SMITH HIGH FIDELITY AMPLIFIER

Model BPI Main Amplifier, £16. Build-it-yourself, £14. Mk. II Pre-amp. and Control Unit, £10. Build-it-yourself, £7/10/-.

DIRECT FROM MAKER TO USER

A better 10 watt amplifier at lower cost. Send for illustrated details of this remarkable output or hear it in our demonstration room.

Other HI-FI equipment includes Acoustical, Leak, Rogers, Loewher, Goodmans, Wharfedale, Lorenz, Philips, Connoisseur, Collaro, Garrard, Goldring.

AMERICAN RELAYS, brand new:—
3-make, 60Ω coil, small, 2/3; 2-make, 50Ω coil, 3,000 size, 2/6. 2-make, 200Ω coil, 3,000 size, 2/6; 3-make, 40Ω coil, 3,000 size, 3/6. 2-make, 2-break, 50Ω coil, large, 2/6.

VISUAL INDICATORS, type 3 (10Q/4) containing two micro-amp movements. Brand new, 6/6 each. With neon lamps (two), 9/6.

200 V. D.C. wkg. **MANSBRIDGE CAPACITORS**. Suitable for crossover units, etc. 5 mF, 4d. each; 1 mF, 6d. each; 2 mF, 6d. each; 4 mF, 9d. each.

100 watt **VITREOUS ENAMELLED RESISTORS**, clip-in type: 800Ω, 2,500Ω, 100KΩ, 2/6 each. *Also 300 other values and wattages.

A.C. MOTORS, 230 V. (Converted Rotary Transformers.) With gearbox giving 3 1/2, 7 or 14 R.P.M. Reversible. 12/6 each.

LIGHTWEIGHT HEADPHONES: "Ivalex," 2,000Ω, 12/6 pr. "Stein," 4,000Ω, 17/6 pr.

AMERICAN 21-way PLUGS AND SOCKETS, with cover, 7/6 pr.

SMALL ADMIRALTY DRIVES, 1 1/2in. dia., 25:1 reduction. 0-100 scale. 180 deg. 6/6 each.

METERS by famous maker, 2 1/2in. dia. Square front: 80 V., 160 V. (100Ω PV), 8/6 ea. 50mA, 10/6, 5A, 10/6, 15, 20, 30 Amp., 8/6 each

*Lists available.
H. L. SMITH & CO. LTD
287/289 EDGWARE ROAD LONDON W2
Telephone Paddington 5891

SPECIAL OFFER
G.E.C., B.T.H.
WESTINGHOUSE
GERMANIUM CRYSTAL DIODES

1/- each. Postage 2d.

Diagrams and three Crystal Set Circuits Free with each diode.

A large purchase of these fully **GUARANTEED** diodes from the manufacturers enables us to make this attractive offer.

COPPER INSTRUMENT WIRE
 ENAMELLED, TINNED, LITZ,
 COTTON AND SILK COVERED

All gauges available.
B.A. SCREWS, NUTS, WASHERS,
 soldering tags, eyelets and rivets.
EBONITE AND BAKELITE PANELS.
TUFNOL ROD, PAXOLIN TUBE COIL FORMERS AND TUBES.

ALL DIAMETERS.
 SEND STAMP FOR LIST. TRADE SUPPLIED.

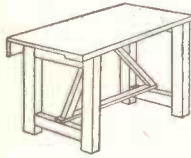
POST RADIO SUPPLIES
 33 Bourne Gardens, London, E.4

WORK BENCHES
AS SUPPLIED TO INDUSTRY AND THE GOVERNMENT

FROM
£3 - 9 - 9

Lists FREE.
 REF. W.W.
 MAL 4464

POWELL LTD.
 BLAGDON RD.,
 NEW MALDEN



BRADMATIC

HIGH CLASS TAPE RECORDING EQUIPMENT
 HEADS, DESKS, TAPE, ETC.

Send for lists
BRADMATIC LTD.
 STATION ROAD, ASTON, BIRMINGHAM 6
 Telephone: East 2881-2

ENGINEERS!

Whatever your age or experience, you must read "ENGINEERING OPPORTUNITIES." Full details of the easiest way to pass A.M.I.Mech.E., A.M.I.C.E., C. & G. (Electrical, etc.), General Cert., etc., on "NO PASS—NO FEE" terms and details of Courses in all branches of Engineering—Mechanical, Electrical, Civil, Auto, Aero, Radio, etc., Building, etc. If you're earning less than £15 a week, tell us what interests you and write for your copy of "ENGINEERING OPPORTUNITIES" today—FREE.

B.I.E.T.
 387 College House, 29-31, Wright's Lane, London, W.8.



SITUATIONS WANTED

TECHNICIAN, ex-radio officer 1st class P.M.G., 10 years' shore experience installation, repair, maintenance, marine electronics communications, radar, D/F, echo sounders, etc., seeks senior grade situation.—Box 6312. [6790]

ENGINEER, 37, married, six years' experience Middle East domestic/marine radio radar servicing, Sperry gyro, air conditioning, refrigeration, electrical contracting. Diesel generators, requires similar position abroad.—Box 7010. [6906]

TECHNICAL TRAINING

LEARN it as you do it—we provide practical equipment combined with instruction in radio, television, electricity, mechanics, chemistry, photography, etc.—Write for full details to E.M.I. Institutes, Dept. WW47, London, W.4. [0006]

CITY and Guilds (Electrical, etc.) on "No Pass—No Fee" terms, over 95% successes. For full details of modern courses in all branches of Electrical Technology send for our 144-page handbook, free and post free. B.I.E.T. (Dept. 386A), 29, Wright's Lane, London, W.8. [0117]

TUITION

NOTHING succeeds like success! What we have done a thousand times we can do again for you—see the B.N.R.S. advt. page 74. [C172]

WIRELESS operating; attendance and postal courses.—Stamp for reply to Manager, The Wireless School, Manor Gdns., London, N. [0104]

FULL-TIME courses for P.M.G. Certs., C.G.L.I. Telecommunications, Radar Maintenance Cert. and B.Sc.(Eng.); prospectus free.—Technical College, Hull. [0111]

WIRELESS—See the world as a radio officer in the Merchant Navy; short training period; low fees, scholarships, etc., available; boardings and day students; stamp for prospectus.—Wireless College, Colwyn Bay. [0018]

A.M.I.Mech.E., A.M.Brit.I.R.E., City and Guilds, etc. on "No Pass—No Fee" terms, over 95% successes—or details of Exams and courses in all branches of Engineering, Building, etc., write for 144-page Handbook—Free: B.I.E.T. (Dept. 387B), 29, Wright's Lane, London, W.8. [0118]

TV & Radio—A.M.Brit.I.R.E., City & Guilds, R.T.E.B. Cert., etc., on "No Pass—No Fee" terms, over 95% successes—Details of Exams and Home Training Courses in all branches of Radio and TV, write for 144-page Handbook—Free: B.I.E.T. (Dept. 397A), 29, Wright's Lane, London, W.8. [0116]

TRAIN at home for a better position or a new hobby—We offer comprehensive modern home tuition courses covering over 100 careers and hobbies, practical equipment supplied with many courses.—Write for free brochure stating subject of interest, to: E.M.I. Institutes, Dept. WW 39, London, W.4. (Associated with H.M.V.) [0180]

FREE! Brochure giving details of Home Study Training in radio, television and all branches of electronics. Courses for the hobby enthusiast, or for those aiming at the A.M.Brit.I.R.E., City and Guilds, R.T.E.B., and other professional examinations. Train with the College operated by Britain's largest electronics organization; moderate fees.—Write to E.M.I. Institutes, Dept. WW28, London, W.4. [0179]

COURSES in Electronics, covering practical and theoretical aspects, basic principles, industrial applications, electronic apparatus, etc. Also courses in Radio and TV Engineering and Frequency Modulation. Guaranteed coaching for Brit.I.R.E., City & Guilds, etc. Study at home under highly qualified tutors. Write for free book: International Correspondence Schools, Ltd., Dept. CL.42, Kingsway, London, W.C.2. [0053]

INCORPORATED Practical Radio Engineers' home study courses of radio and TV engineering are recognized by the trade as outstanding and authoritative. Moderate fees to a limited number of students only. Syllabus of Instructional Text is free. "The Practical Radio Engineer" journal, sample copy, 2/-; 6,000 Alignment Peaks for Superhets, 5/9—Membership and entry conditions booklet, 1/-, fill post free from the Secretary, I.P.R.E., 20, Fairfield Rd., London, N.8. [1088]

BUSINESS AND PROPERTY

SLOUGH, Wexham Rd. New shops with flats to let in busy centre; flats not let separately.—Day (Contractors), Ltd., 705, High Rd., London, N.12. [6849]

BOOKS, INSTRUCTIONS, ETC.

"**WIRELESS WORLDS**" for sale, 1933-1953, any reasonable offer.—Tel. Sta. 7002. [6945]

AUCTIONS

SALES every Thursday at 11 a.m.

EASTERN Auction Mart, Ltd.
TELEVISIONS, radios, fridges, wash/machines, etc., etc.
ENTRIES accepted working or not.
 15% commission on lots sold (min. 10/-). No sale no charge.
WE collect in Greater London area.
WHITEHORSE Lane, Mile End Rd., Stepney, E.1.
STEPNEY Green 3993, 3296. 1033. [0125]

NEW BOOKS
ON RADIO & TELEVISION

The A.R.R.L. Handbook 1957. Postage 1/6 32/6

Beginners' Guide to Radio, by Camm. Postage 6d. 7/6

T.V. Engineering Vol. 3. B.B.C. Training Manual on Waveform Generation. Postage 1/- 30/-

Television Explained, by Miller. New edition. Postage 1/- 12/6

Transistor Techniques. New Gernsback library. Postage 6d. 12/-

Radio Control of Models, by Sommerhoff. Postage 4d. 5/-

Practical Transistors and Circuits, by Kendall. Postage 4d. 3/6

High Quality Sound Reproduction, by Mullard. Postage 4d. 3/6

Brimar Valve and T.V. Tube Manual No. 6. Postage 6d. 5/-

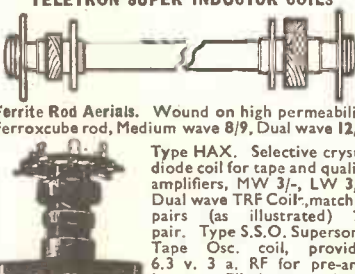
V.H.F. Radio Manual, by Keller. Postage 1/- 30/-

Fundamentals of Transistors, by Krugman. Postage 1/- 25/-

Valve and T.V. Tube Equivalents. Service Types, by BABANI. Postage 4d. 5/-

UNIVERSAL BOOK CO.
 12 LITTLE NEWPORT STREET,
 LONDON, W.C.2 (adjoining Lisle Street)

TELETRON SUPER INDUCTOR COILS



Ferrite Rod Aerials. Wound on high permeability Ferroxcube rod, Medium wave 8/9, Dual wave 12/9.

Type HAX. Selective crystal diode coil for tape and quality amplifiers, MW 3/-, LW 3/6. Dual wave TRF Coil, matched pairs (as illustrated) 7/- pair. Type S.S.O. Supersonic Tape Osc. coil, provides 6.3 v. 3 a. RF for pre-amp heater. Eliminates induced noise. Available from leading stockists. Stamp for complete data and circuits.

THE TELETRON CO LTD.,
 266, Nightingale Rd., London, N.9. How 2527

PRECISION SHEET METALWORK

We specialise in manufacturing of Chassis in all metals, large or small quantities to your own specifications.


V. W. BEAMISH
 Shardeloes Garage, Shardeloes Rd., New Cross
 London, S.E.14.
 Telephone: TIDeway 4795

3-VALVE QUALITY AMPLIFIERS

Suit modern crystal P.U.s; for 200-250 v. A.C.; neg. feedback, volume and tone controls; new Components and PLAYING TESTED.

B7g £4/7/6, INT. OCTAL £4/2/6, B9A £4/12/6. Carr 3/6 all types.

E.K.E. 47, Arksey Lane, Bentley, Doncaster



LONDON CENTRAL RADIO STORES

PUSH BUTTON HAND CONTROLS. Complete with indicator lamp, with heavy duty 2-way switch, 8 yds. 15 amp. 6-core cable. Brand new. £1/15/-.

SPIRIT COMPASSES. Brand new and boxed. P.11 4in., £1/1/-; P.10, 6in., £1/5/-.

WESTERN ELECTRIC extending mike with single earpiece. Has heavy base fixing rod and extends approx. 22in. 38/6.

AVO UNIVERSAL TEST METER. Model 40 reconditioned as new. In perfect working order. £10/10/-.

0-50 MICROAMP METER. 2 inch flush mounting. Brand new and boxed. 50/-.

VENNER 8-DAY CLOCKWORK TIME SWITCHES. 230 volt, 1 amp. 3½ x 2½ x 2½in. 25/-.

VENNER 8-DAY CLOCKWORK TIME SWITCHES. 230 v. 15 amp. In iron-clad case. Size 9 x 7 x 4in., weight 12 lb. 55/-.

8in. P.M. SPEAKERS. 3 ohm. In good working order. 11/6.

GYRO COMPASS TEST SET for flux gate compasses. Brand new and boxed. £10.

EX-G.P.O. RELAYS. 500 ohm coil, 10 leaves. 4/6.

AVO VALVE TESTER. Roller panel type in wooden carrying case. Perfect order. £9/10/-.

UNISELECTOR SWITCHES. Have many applications including automatic tuning, circuit selection, etc. Operates on 25-50 v. Full wipe 4-bank, double coils. 32/6. Half wipe 6-bank. 12/6.

2 and 3-CORE CABLE. Heavy duty P.V.C. Suitable for lighting, outdoor use, etc. 9/6 per dozen yards.

CARBON HAND MIKE. Type No. 4. 8/6.

MOVING COIL HAND MIKE. Type No. 7. 8/6.

SINGLE FLARE RE-ENTRANT SPEAKERS. Bakelite 15 ohm impedance. Suitable for P.A. work and all outdoor functions. Size 18 x 18 x 12in. 22/6.

TWIN FLARE RE-ENTRANT SPEAKERS. 15 ohm. Similar to above. Size 24 x 18 x 12in. 32/6.

HAND MARCHING COMPASSES. Magnetic type. Bakelite with luminous dial and reflector. Course setting ring. New and boxed. Size 3 x 2 x ½in. 15/-.

All prices include carriage.

23 LISLE ST. (GER. 2969) LONDON, W.C.2

Closed Thursday 1 p.m. Open all day Saturday

R. B. PULLIN & CO. LTD.

offer the following appointments in their expanding organisation:—

1. DEVELOPMENT ENGINEERS to be concerned with the circuit design for a variety of ELECTRO-MEDICAL APPARATUS, ship- and air-borne INSTRUMENTS and COMMUNICATIONS EQUIPMENT.

Various degrees of seniority are involved, hence qualifications ranging from O.N.C. to Degree standard are acceptable.

Applicants should have had previous experience of valve circuit design, not necessarily in one of the above fields. The appointments offer excellent prospects and the opportunity to work in well-equipped laboratories on interesting projects which require considerable technical responsibility and initiative.

2. A TRANSFORMER PRODUCTION ENGINEER to assume overall responsibility for the quality and performance of small inductors, transformers and filter assemblies whose manufacture by the Company is steadily expanding.

This is a responsible position requiring considerable previous experience of the production of the above types of component, and preferably also experience of their design.

A minimum qualification of H.N.C. or the equivalent is desirable but not essential.

All appointments are permanent, pensionable and carry attractive salaries. Apply in confidence to:

THE SUPERINTENDENT

Electronic Development Division

R. B. PULLIN & CO. LTD.

Great West Road, Brentford, Middx.



17, CHARING CROSS RD., LONDON W.C.2.

Tel : TRAlgar 5575

(Opp. Garrick Theatre)

LIMITED


SPECIAL ANNOUNCEMENT

You are cordially invited to attend demonstrations of our High Fidelity equipment, daily from 9 a.m. to 6 p.m. and on Saturdays from 9 a.m. to noon.

We are demonstrating the **GOODSELL "Golden Range,"** the **ORTOFON Pick-Up** and the new **WOOLLETT Transcription Gramophone Turntable,** together with:

The BRADFORD PERFECT BAFFLE

(Patent Pending)



17" x 17" x 13½"

A radically new idea in speaker enclosures ensuring realism and clarity of reproduction.

and

BAKERS
Selhurst
RADIO

High Fidelity Loudspeakers

including the full-range

ULTRA TWELVE



12" 20-25,000 c/s

Trade & Export enquiries to:—

JOHN LIONNET & COMPANY
(at above address)

The **VERDIK** QUALITY TEN

10 WATT PUSH-PULL ULTRA LINEAR FEEDBACK

20 GNS COMPLETE


From Your Dealer

AMPLIFIER AND PRE-AMPLIFIER

For Details write to **VERDIK SALES LTD.**

8 RUPERT COURT, WARDOUR ST., LONDON, W.1. GERrard 8266

The UNIQUE BENDER



YOU HAVE SEEN

from our successive advertisements what the **UNIQUE BENDER** looks like.

Now we show examples of a few of the many jobs it will handle. It also makes angles, channels, folded and beaded edges and special sections up to 39 in. long *Quickly, Accurately, and with Professional Finish.*



For 6 page Folder write to:—

A. A. TOOLS (W)

107a Whiteacre Rd., Ashton-u-Lyne

Every genuine A.A. tool bears this mark.

CONDENSERS

Large Quantities Available

MIDGET CERAMICS, 2 x 500 pf., 75 pf., 100 pf. and 150 pf. per 100, 36/-

MIDGET MICAS (Type 635). 0001, 0003, 0005, per 100 36/-

TUBULAR BAKELITE CONDENSERS (Jelly filled). 0.1μF. 4 kv. wkg. 4/6 each. 0.1μF. 2.5 kv. wkg. 3/6 each. 0.01μF. 5 kv. wkg., 0.05 3.5 kv. wkg., and 0.002μF. 5 kv. wkg. 2/6 each. 0.1μF. 1,200 v. wkg., 0.01μF. 4 kv. wkg., 0.02μF. 3 kv. wkg., 0.05μF. 2 kv. wkg., 0.001μF. 5 kv. wkg. and 0.25μF. 800 v. wkg. and 0.001μF. 2 kv. wkg. All at 2/- each.

BLOCK PAPER TYPES. 0.1μF. 4 kv. wkg., size 2 x 2 x 4in., 3/6 each. 0.1μF. 12 kv. wkg., size 3 x 4 x 8in., 12/6 each. 80 mfd. 300 v. D.C. wkg., size 7 x 5 x 3 1/2in., 27/6 each. Other types in stock from 0.25 mfd., 0.5 mfd., 1 mfd., 2 mfd., 3 mfd., 4 mfd., 6 mfd., 8 mfd., 10 mfd., 200 v. to 2,000 v. wkg. (Prices as advertised in the March issue "W.W.")

PHILIPS TRIMMERS (Beehive type), 3 to 30 pf., 1/- each or 24 per 100.

AIR SPACED TRIMMERS, 15 pf., 25 pf., and 50 pf. and 100 pf., with 1in. spindle, 2/- each. Preset types 1/6 each.

CERAMIC CONDENSERS. .001μF. 28 kv. wkg., 12/6 each.

AMERICAN CONDENSERS. 2 mfd. 400 v. wkg., 2/6 each. 1 mfd. 400 v. wkg., 2/- each. 2 x 0.1 mfd. 600 v. wkg., 1/8 each.

INT. OCTAL VALVE HOLDERS (U.S.A. type), 6/- per doz.

MAGSLIPS, 2in. type A.P.6550 and A.P.6549 and 6549A, 22/6 each.

RADIAL STUD SELECTOR SWITCHES, 20 stud tap, 5/- each.

RESISTORS (insulated type 1/2 and 1 watt), 15/- per 100.

CARBON POTS, 50 k., 100 k., 500k., with 1in. spindle, 10/- doz.

SLYDOK FUSE HOLDERS, 15 amp., insulated legs, 2/- each.

TRANSFORMERS, 110 v. to 230 v. input, 12 v. 2 amps. output, 12/6 each.

24 v. MOTORS D.C. (Pullin), 8/6 each.

SWITCHES, 2 pole 4 way, 1/6 each.

BATTERIES (Layer Type), 22 1/2 v., 2/- each. 3 for 5/-.

YOUR ENQUIRIES FOR ANYTHING NOT LISTED PLEASE.

All goods offered are ex-W.D.

Please include postage on all orders under £1. TERMS C.W.O. WRITE OR CALL

W. MILLS

3B TRULOCK RD., TOTTENHAM, N.17

Phone: Tottenham 9213 & 9330

FOR PROMPT DELIVERY WAFER SWITCH ASSEMBLIES, CUSTOM BUILT

Banks	PAXOLIN	CERAMIC
1	s. d. 7 0	s. d. 11 3
2	10 3	22 7
3	13 6	33 4
4	16 2	45 2
5	18 10	56 2
6	21 6	67 8
7	23 8	—
8	26 11	—

When A.B. 11 and 12 way Wafers are required, please add 1/- per bank to above prices. SPECIALS AT time & material plus 50%.

● N.S.F. TYPE "G" SWITCHES.

1 Bank	£1 4 0	Control Plate etc., each
2 Banks	£1 13 0	15/-
3 Banks	£2 2 0	Wafers, each
4 Banks	£2 11 0	9/-
5 Banks	£3 0 0	
6 Banks	£3 9 0	

Quotations gladly given for small as well as large quantities, also for special assemblies.

TELE-RADIO (1943) LTD.

189, EDGWARE ROAD, LONDON, W.2.
Paddington 4455/6.

BK PARTNERS LTD.

for specialised loudspeaker enclosures and high quality audio equipment.

229, REGENT STREET, LONDON, W.1.
(Entrance Hanover St.) phone: REG 7363

M. & J. PEARSON

Radio, Television & Radar Equipment

OFFER

THE FOLLOWING AMAZING BARGAINS

- R.1155 Receivers, in nice condition. Tested before dispatch. A few in stock. £5/19/6
- 1132A Receivers, in nice condition. £2/19/6
- 1392-P104 Receivers. 2 metres. 15 valve superhet, 95-150 mc/s. In new condition. £5/5/-
- Evershed four decade resistance box for bridge measurements. Brand new. £2
- Mirror Galvanometers, Mark 11*, 45 seconds. Made by Cambridge Instruments Co. Sensitivity 2,400 M.M.S. Brand new in cases. £4
- Ardente 12-volt loud hailer, using 2 6L6 and 2 6N7. Brand new units. £5
- R.F. 26 Units, new, in cartons. £1/5/-
- Engine Driven Generators. Ref. No. 5U/190, 24 volt, 1,500 watt. Brand new. £2/10/-
- Radio Altimeter RT-7/APN/1, containing 10 valves and 4 acorns, 27-volt generator, relays and AN-APN/1 transducer, etc. Brand new. £2/5/-
- Transmitter R.C.A. E.T. 4332B, Freq. 2,200-20,000 kc/s, in nice condition, with speech amplifier M1.7179B.

All prices include Post and Packing Scotland and Ireland.

263 GALLOWGATE GLASGOW, C.4

Telephone: BELL 0729

RADIO AMATEURS AND ENGINEERS.
We stock the Leak TL/10 and "Point-One" Amplifier and Pre-Amplifier, the new 4-speed Monarch Changer, W.B. Speakers and Cabinets, T.S.L. range of goods, and Price and Bernard's Books. We also supply valves, condensers, resistors and a wide range of components at keen prices. 6d. in stamps will bring a list from: *The Mail Order Specialists.*
RADIO HAM SHACK LTD.,
155, Swan Arcade, Bradford, I., Yorks.

ARIEL SOUND LTD.

for

- ★ Industrial Electronic Equipment
- ★ Prototype Design and Development
- ★ Electronic Assembly Sub-contracting

57, Lancaster Mews,
London, W.2.

Tel.: PADDINGTON 5092

WANTED

M-357
&
M-277
BOX KITES

M-315
HYDROGEN
GENERATOR
GANS

BG-155 BAGS

M-278 BALLOONS

M-390 PARACHUTE PADS &
OTHER MAE WEST-GIBSON
GIRL TRANSMITTING
EQUIPMENT SCR-578,
AN/CRT-3—COMPLETE OR
ANY PART OF.

For quick action & top prices
contact :

W. W. SANETT

1524 S. Edris Drive, Los Angeles
35, California, U.S.A.

DEVELOPMENT ENGINEER

for Radio and Electrical Manufacturers.

Experienced in the design of radio and associated equipment. High salary for qualified engineer.

AMPLION (1932) LTD., 175/179
Cricklewood Lane, N.W.2. SPE 1156.

CADMIUM PLATED SCREWS, NUTS & WASHERS

All popular sizes in stock

Large stocks held at

ARMES & CO. LTD.
170 London Road, Southend-on-Sea
Phone : 41271

TRANSFORMERS

REWOUND OR BUILT TO SPECIFICATION
12 Months' Guarantee. Quick Service.
C.R.T. Isolating Transformers in Stock
Nottingham Transformer Service
179, WOLLATON ST., NOTTINGHAM
TEL. 41992

SPECIALIST SUPPLIERS TO RADIO & T/V SERVICE

RETAILERS

A.W.F. RADIO PRODUCTS LTD.

Send for latest
comprehensive lists

TRADE ONLY

10 SACKVILLE STREET,
BRADFORD, YORKS. Phone: 24008

Technical 6d BOOKGUIDE MONTHLY

DESCRIBES THE MONTH'S
NEW TECHNICAL BOOKS
No. 1 (April) out Apr. 1, lists, 250 titles.
At Newsagents or by post 8d (6 months 4/-)
21 Lower Belgrave St., London, S.W.1

CATALOGUE **L/P** & HANDBOOK
FOR 1956 — 1957

- The only comprehensive selective catalogue of Classical L/P Records—listing only recordings recommended by the Critics.
- Nearly 3000 discs listed (as already available to Library members).

**R
E
C
O
R
D
L
I
B
R
A
R
Y**

Also selections on:—

- The care of Long Playing Records.
- The Reproduction of Long Playing Records.
- A Basis for Record Collection (100 Recommended L/Ps)
- FULL DETAILS OF LIBRARY MEMBERSHIP

POST 3/- FREE

FROM

THE LP RECORD LIBRARY
SQUIRES GATE STATION APPROACH, BLACKPOOL, LANGS.

PROVED

The finest method for cleaning records

Already over 20,000 enthusiastic users

THE "Dust Bug"
AUTOMATIC GRAMOPHONE RECORD CLEANER
PATENT APPLIED FOR

Price reduced to 17/6 (plus 7/- purchase tax)

from your local dealer or

CECIL E. WATTS

Consultant and Engineer (Sound Recording and Reproduction)
Darby House, SUNBURY-ON-THAMES, MIDDXX

YOUR METER DAMAGED ?



Leading Electrical Instrument Repairers to the Industry

Contractors to the Ministry of Supply and General Post Office. Repairs by skilled craftsmen of all makes and types of Voltmeters, Ammeters, Microammeters, Multirange Test meters, Electrical Thermometers, Recording Instruments, etc. Quick deliveries—for speedy estimate send defective instruments by registered post to:—

L. GLASER & CO. LTD.

Electrical Instrument Repairers
97-100 ALDERSGATE STREET, E.C.1
(Tel.: MONarch 6822)




FAMOUS GERMAN AM/FM CHASSIS

YOURS FOR ONLY

£4-19-11 DEPOSIT
(Including post, packing and insurance).

The cheapest AM/FM Chassis available today, giving the finest quality reproduction on 4 wavebands or gram. (NO drift on F.M.) Attractive black and gold finish, 7 push button controls, ferrite directional aerial, fly wheel tuning, magic eye, separate bass and treble, 3 speakers for 3D sound, F.M. Dipole, in fact absolutely complete and ready to use.

£4/19/11 deposit, balance in 8 monthly payments of £2/17/6.



£25 CASH

Send at once!

SOUND TAPE VISION
71 Praed St., London, W.2. PAD. 2807.

DEPENDABLE RADIO SUPPLIES LIMITED

12a TOTTENHAM STREET, W.1.
(2 minutes Goodge St. Station opp. Heals in Tott. Ct. Rd.)
Phone: LANGHAM 7391/2
Hours of business 9-6

OPPORTUNITY BEFORE ELECTION SPECIAL OFFER WHILE STOCKS LAST

TANNOY LOUD HAILERS EX-GOV.



Impedance 7½Ω
Handling cap. 8 watts
price 29/6, post 3/6.

LOUDHAILER SPEAKER UNIT

Impedance 7Ω. 6-8 watts output. Weight 10lb. Size 7½in. Depth 10in. Diam. Easy Fixing.




Weatherproof. Spun solid steel. Grey crackle finish.

PRICE £3/15/-.

Carriage & Packing 5/-
BOTH ITEMS IDEAL FOR SPORTS EVENTS, ELECTRICIANEERING AND SOCIAL FUNCTIONS.

BRAND NEW TAPE RECORDER MOTOR AT HALF MANUFACTURER'S COST

Single phase motors suitable for tape recorders, radiograms, workshops, etc., etc. Has many uses. Reversible 200-230 v., 5in. oz. torque, 1,400 r.p.m. Capacitor start. Weight 4½lb. Length overall 5in., spindle both ends, ¼in. x ¼in., ⅜in. x ¼in.



Price, inc. P. & P. and capacitor, 55/-.

SIEMENS HIGH SPEED RELAYS

Twin	1,700Ω	} BRAND NEW
"	1,000Ω	
"	250Ω	

Price on application.

HEADPHONES. SPECIAL OFFER

D.L.R.2 low resistance balance armature complete with band and plugs. Price 10/6 each. P.P. 1/6.
D.L.R.5 BALANCED ARMATURES 3/6 ea. or £2 per doz. P.P. 1/- ea. or 4/- doz.

ROTARY TRANSFORMERS

Delivery Ex stock. Quotations on application.



H.T. 31
Input 11.5 v.
Output 250 v. at 125 mA.

H.T. 32
Input 11.5 v.
Output 490 v. at 65 mA.

AMERICAN DYNAMOTORS

Price 37/6 ea. P. & P. 2/- . D.C. Input 27 volts at 1.75 amps. D.C. Output 285 volts, .075 amps. Can be supplied in 12 volt at extra cost.

BLOWER MOTORS

(6-12 or 27 volt)
Complete with blower 22/6.
P. & P. 2/6.



See our Jan. issue for more detailed stocks



SUPER TROPICAL "METALMITES"

The T.C.C. "Metalmite" ranges of condensers set a new standard both for compactness and ability to withstand extreme tropical conditions: satisfactory insulation resistance is maintained after extensive tests at 100°C. and 100% humidity, thus conforming to the requirements of Government specification RCS. 131. "Metalmites" are suitable for use in miniature receivers and transmitters, hearing aids, and in the most compressed types of portable equipment.

Their construction is of the well-proved T.C.C. technique of winding non-inductively layers of paper dielectric to each solid aluminium foil, all impregnated under vacuum, and finally hermetically sealed in aluminium tubes with synthetic rubber bungs. Plastic protective sleeving can be supplied if required.

Capacity tolerance $\pm 24\%$.
Temperature range—40°C. to + 100°C.

SUPER TROPICAL "METALMITES"

Capacity μF .	Working Volts D.C.		Dimensions in inches		Type No.	List Price Each
	At 70°C.	At 100°C.	L.	D.		
-001	1,000	750	$1\frac{1}{8}$	$\frac{3}{8}$	CP49W	1/10
-002	1,000	750	$1\frac{1}{8}$	$\frac{3}{8}$	CP49W	1/10
-001	500	350	1	.2	CP30S	1/9
-005	500	350	1	.25	CP32S	1/10
-01	500	350	1	.34	CP33S	1/10
-05	500	350	$1\frac{1}{8}$	$\frac{1}{8}$	CP37S	2/1
-01	350	200	1	.25	CP32N	1/8
-02	350	200	1	.34	CP33N	1/9
-05	350	200	$1\frac{1}{8}$	$\frac{3}{8}$	CP35N	2/-
-1	200	120	$1\frac{1}{8}$	$\frac{3}{8}$	CP36H	2/2

SUPER TROPICAL MINIATURE "METALMITES"

-0002	500	350	$\frac{1}{2}$.2	CP110S	2/-
-0003	500	350	$\frac{1}{2}$.2	CP110S	2/-
-0005	500	350	$\frac{1}{2}$.2	CP110S	2/-
-001	350	200	$\frac{1}{2}$.2	CP110N	2/-
-002	350	200	$\frac{1}{2}$.22	CP111N	2/-
-005	200	120	$\frac{1}{2}$.22	CP111H	2/-
-01	200	120	$\frac{1}{2}$.25	CP112H	2/-
-01	350	200	$\frac{1}{2}$.34	CP113N	2/2

DETAILS OF COMPLETE RANGES AVAILABLE ON REQUEST

THE TELEGRAPH CONDENSER CO. LTD

RADIO DIVISION · NORTH ACTON · LONDON · W.3 · Tel A.C.Orn. 0061

SPECIALISTS IN CONDENSERS SINCE 1906


Now DECCA RADIO & TELEVISION LTD. use

Ersin Multicore

SAVBIT

TYPE 1 ALLOY

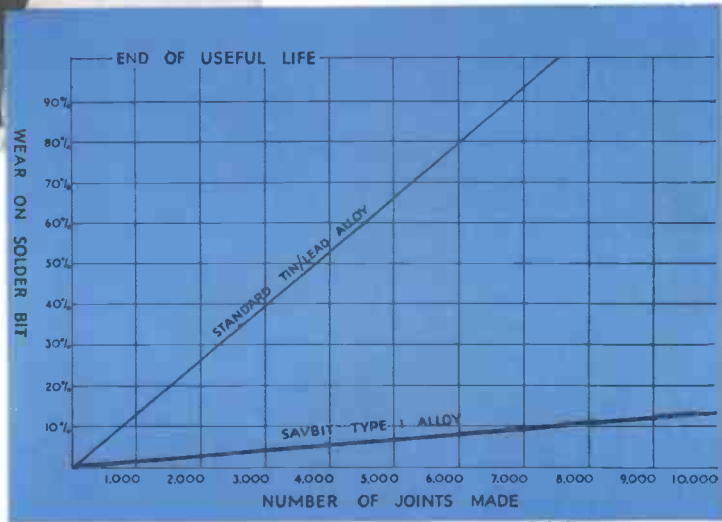
for greater soldering economy



Ersin Multicore 5-core Savbit Alloy is shown in use in the assembly of a Decca Television Receiver at their factory, Brixton Road, London.

Yet another leading manufacturer of radio and television equipment is cutting the cost of maintaining and replacing soldering iron bits. Ersin Multicore 5-core Savbit Type 1 Alloy reduces the amount of copper absorbed by the solder alloy from the soldering bits, increasing the useful life of bits by 10 times. Ersin Multicore Savbit Type 1 Alloy contains 5 cores of extra fast non-corrosive type 366 flux.

This graph, prepared from figures obtained during an actual production line test, shows clearly how much longer a bit will last when used with Savbit Type 1 Alloy in comparison with a standard tin/lead solder alloy.



7 LB. REELS

Savbit Type 1 Alloy is supplied on 7 lb. Reels for factory use. Ersin Multicore 5-core Solder is also available on these reels in 6 alloys and 9 gauges. Prices on application.



SAVBIT 1 LB. REELS

Approximately 170 ft. of 18 s.w.g. Ersin Multicore Savbit Type 1 Alloy is supplied on this 1 lb. reel. It is invaluable to all who are interested in cutting down on bit replacement and maintenance costs. 15/- each (subject).



SIZE 1 CARTON

In addition to the normal 4 specifications of Ersin Multicore 5-core Solder, Savbit Type 1 Alloy is also available for Service Engineers and radio enthusiasts, containing 53 ft. of 18 s.w.g. 5/- each (subject).

HOME CONSTRUCTOR'S 2/6 PACK

Now available containing alternative specifications: 19 ft. of 18 s.w.g. 60/40 alloy or, for soldering printed circuits, 40 ft. of 22 s.w.g. 60/40 alloy: both wound on reels. 2/6 each (subject).



BIB WIRE STRIPPER AND CUTTER

This 3 in 1 tool strips insulation without nicking the wire, cuts wire cleanly and splits plastic extruded twin flex. Adjustable to most wire thicknesses. 3/6 each (subject).



BIB RECORDING TAPE SPLICER

An excellent splicer incorporating many refinements and quickly saving its cost in tape economies.

Complete with razor cutter. 18/6 (subject).



MULTICORE SOLDERS LIMITED, MULTICORE WORKS, HEMEL HEMPSTEAD, HERTS. (BOXMOOR 3636)