

Hardie
MARCH 1956

TWO SHILLINGS

Wireless World

ELECTRONICS
Radio · Television



FORTY · FIFTH YEAR OF PUBLICATION

EDISWAN

Stabilised Power Supply Units

Staffs of Electrical and Electronic Laboratories and Test Rooms frequently design and construct their own units for supplying stabilised D.C. power; but for most general needs it is cheaper and more satisfactory to purchase an

Ediswan Unit. Type R.1095 covers the range 120-250 volts, and type R.1103 250-400 volts. Both units work from A.C. mains supply and are designed for standard 19" rack mounting or for bench use. Meters are included.



PRICES

R. 1095 £27 - 10 - 0
R. 1103 A £57 - 0 - 0

Further information on these and other stabilised power units available on request

BRIEF SPECIFICATIONS

Type R.1095

Input.	200-250 volts, 40-100 c.p.s.
Output	High stability, D.C. output 120-250 volts at 0.50 mA
Stability.	and an un stabilised 6.3v. A.C. 3 amp. heater supply. A 10v. change in mains input results in an output change of less than 0.15 volts.
Output Resistance.	A change from zero to full load results in an output change of less than 0.15 volts.
Ripple.	Less than 2 ohms.
Output Circuits.	Approximately 2mV R.M.S.
Mounting.	All circuits isolated from earth. Heater supply can be operated at up to 500 volts from earth. The unit is designed for standard rack mounting or for bench use. Plated bench stands are available if required.

Type R.1103 A

Input.	200-250 volts 40-100 c.p.s
Output.	High stability D.C. output 200-400 volts adjustable in three ranges. In addition, a fixed un stabilised output of 515-670 volts and two un stabilised 6.3 volt A.C. heater supplies are provided.
Load.	Maximum 200 mA.
Stability.	A 10 volt change in mains input voltage results in an output change of less than 0.15 volts. A change from zero to full load results in an output change of less than 0.5 volts.
Output Resistance.	Less than 3 ohms.
Ripple.	Approximately 5 mV. R.M.S.
Output Circuits.	All circuits isolated from earth. Heater supplies can be operated at up to 500 volts from earth.
Mounting.	The unit is designed for standard rack mounting or bench use.

Illustration shows Ediswan Stabilised Power Supply Units type R.1095 and R.1103, rack mounted.

11a
A97

Wireless World

ELECTRONICS, RADIO, TELEVISION

Managing Editor: HUGH S. FOCOCK, M.I.E.E.
Editor: H. F. SMITH
Assistant Editor: F. L. DEVEREUX, B.Sc.

MARCH 1956

In This Issue

Editorial Comment	103
Components Show	104
World of Wireless	105
Transistor Operating Conditions .. <i>W. T. Cocking</i>	109
Experimental Colour Receiver <i>H. A. Fairhurst</i>	112
Manufacturers' Products	118
Magnetic Tape Amplifier <i>A. W. Wayne</i>	120
Television Signal Recording <i>W. Woods-Hill</i>	127
Mathematics "Cathode Ray"	131
Short-wave Conditions	133
Simplified Band III Converter <i>O. E. Dzierzynski</i>	134
Letters to the Editor	139
Miniature Transmitter Receiver <i>C. H. L. Edwards</i>	141
Ionosphere Review 1955 <i>T. W. Bennington</i>	145
March Meetings	147
Random Radiations By "Diallist"	148
Unbiased By "Free Grid"	150

VOLUME 62 NO. 3
PRICE: TWO SHILLINGS
FORTY-FIFTH YEAR
OF PUBLICATION

PUBLISHED MONTHLY (4th Tuesday of preceding month) by ILIFFE & SONS LTD., Dorset House, Stamford Street, London, S.E.1. Telephone: Waterloo 3333 (60 lines). Telegrams: "Ethaworld, Sedist, London." Annual Subscription: Home and Overseas, £1 12s. 6d. U.S.A. and Canada \$5.00. BRANCH OFFICES: BIRMINGHAM: King Edward House, New Street, 2. Telephone: Midland 7191. COVENTRY: 8-10, Corporation Street. Telephone: Coventry 5210. GLASGOW: 26a, Renfield Street, C.2. Telephone: Central 1265. MANCHESTER: 260, Deansgate. 3. Telephone: Blackfriars 4412. OVERSEAS OFFICES: U. S. A.: 111 Broadway, New York, 6, N.Y. Telephone: Digby 9-1197. CANADA: 74, College Street, Toronto, 2, Ontario. Telephone: Walnut 4-5631.



**oscilloscope mark
2**

... two input signals displayed for direct comparison and their characteristics accurately measured by the turn of a knob ... such are the facilities and convenience afforded by the Mullard Dual Trace Oscilloscope, type L.101.

Well-engineered and reliable, the L.101 Oscilloscope is the oscilloscope where the demand is for a high grade general purpose instrument. It employs two identical amplifiers with bandwidths of 4 Mc/s irrespective of sensitivity. Each amplifier is aligned for good transient response, has a rise time of 0.1 μ sec, and a maximum sensitivity of 20 mV pk-pk/cm.

The time base may be free running, synchronised or triggered. Its velocity is continuously variable between 0.1 μ sec/cm and 10 msec/cm. Both time and voltage may be measured by the nul method and a well-regulated power supply preserves calibration accuracy.



**mark
2 features**

- **Post Deflection Acceleration** gives a brighter display at low repetition rates.
- **R. C. Probe** ensures that only negligible damping is imposed on high impedance circuits. (This probe is also available to users of the Mark 1 model.)
- **Improved Triggering Circuit** starts the time base with the minimum delay from either positive or negative signals of only $1\frac{1}{2}$ V amplitude.

Full details of the L.101 Mark 2 are readily available from Mullard at the address below or from any of their distributors.

Belfast: James Lowden & Co. Ltd., Tel. 57518. **Birmingham:** Gothic Electrical Supplies Ltd., Tel. CEN 5531.

Bristol: T. Neesham & Co. Ltd., Tel. 22732. **Glasgow:** Land Speight & Co. Ltd., Tel. CEN 1082.

Manchester: F. C. Robinson & Ptners. Ltd., Tel. Chorlton 5366. **Newcastle:** Electricals Ltd., Tel. 28517.

London: Mullard Equipment Division, Tel. CHA 8421.

Mullard



SPECIALISED ELECTRONIC EQUIPMENT

MULLARD LIMITED, EQUIPMENT DIVISION, CENTURY HOUSE, SHAFTESBURY AVENUE, LONDON, W.C.2

Slowing Down Television

ANTI-inflationary measures recently imposed by the Government have borne heavily on radio and allied interests. The increase in hire-purchase deposits has already had an appreciable effect on the sales of domestic sound and vision broadcast receivers. But, though it has had less publicity, the reduction in capital expenditure in television transmission may, in the end, prove of greater significance. As the Postmaster-General has announced, the Government have decided to defer for two years consideration of the applications from both the B. B. C. and I. T. A. for permission to start alternative television programmes.

This probably represents a heavier cut in capital expenditure than that imposed on any comparable activity. But, taking the long view, the slowing-down of television development may prove to be a blessing in disguise. If a four-programme national service were established, it would be even more difficult than at present to make any change in transmission standards. There is always the possibility that a radical change from present standards may become desirable for transmission in colour.

National Electronics Show

THE idea of a large-scale "professional" electronics exhibition, covering all aspects of radio and its offshoots except domestic broadcast receivers, seems to have been brought a stage nearer fulfilment. The Radio Communication and Electronic Engineering Association, representing the "heavy" side of the industry, recently stated that they had invited other associations within the industry to consider the organizing of a "comprehensive electronics exhibition" worthy of all the important interests that it would represent.

As things are at present, there is no regular exhibition that covers the products of many of the member-firms of R. C. E. E. A. For instance, the makers of radio communication equipment

can only show their products at exhibitions devoted to shipping, aviation and various other activities. The broadcast receiver industry is already well catered for by the annual National Radio Exhibition and it seems to us that the other applications of electronics could between them well support a show of similar calibre.

Frequency Allocations

IT was recently announced that R. C. E. E. A. has formed a Frequency Planning Advisory Committee, with the object of putting forward a scheme for the allocation of frequencies in the United Kingdom. The committee has already had a meeting with the Post Office authorities, and, among other things, has been asked to state its views on what frequencies should be reserved for "scatter" transmissions.

In our opinion, direct representation of the industry in matters of frequency allocation has been long overdue. In particular, there is a growing feeling that, under the present system of Post Office allocation, the Armed Services get more than their fair share of the available radio channels. There seem to be some slight grounds for hoping that this co-operation between the Post Office and industry may lead eventually to a less autocratic system of frequency allocation.

EXPLANATION TO OUR READERS

As *Wireless World* is normally printed in London, production of the journal has been seriously affected by the printing trade dispute which resulted in a complete stoppage in that area.

Arrangements for the present issue, which has had to be printed in France, were inevitably difficult and complicated. We offer our sincere apologies to those who may have been inconvenienced by the long delay in publication but hope they will appreciate that no effort has been spared to keep faith with our readers.

COMPONENTS SHOW

A STILL greater number of firms (see below) are exhibiting at this year's exhibition of components, valves and test gear organized by the Radio and Electronic Component Manufacturers' Federation. It will again be held at Grosvenor House, Park Lane, London, W.1, and will be open daily from April 10th to 12th at

10.0 a.m. It will close at 6.0 on the first two days and at 5.0 on the last. There will be a preview on the 9th. Admission is restricted to wearers of an official badge obtainable by engineers and technicians in the "user" industries, research and the Services, on application to the R.E.C.M.F., 21, Tothill Street, London, W.1.

A B Metal Products
A.K. Fans
Advance Components
Aerialite
Aero Research
Allan Radio
Anglo-American Vulcanized Fibre
Antiference
Automatic Coil Winder
B.I. Callenders Cables
Bakelite
Belling and Lee
Bird, Sydney S.
Broy, Geo
British Communications and Electronics
British Electric Resistance
British Moulded Plastics
British Physical Laboratories
Bulgin
Bullers
Carr Fastener
Clarke and Co. (Manchester)
Collaro
Colvern
Connollys (Blackley)
Casmocord
Creators
Daly Condensers
Darwins
Dawe Instruments
De La Rue
Diamond H. Switches
Dubilier
Duratube and Wire
Edison Swan
Egen Electric
Electro Acoustic Industries
Electro-Methods
Electronic Components
Electronic Engineering
Electrothermal Engineering
English Electric
Enthoven Solders
Erg Industrial Corp.
Erie Resistor
Ever Ready
Ferranti
Film Industries
Fine Wires
Fortiphone

G.E.C.
Garrard
Galdring
Goodmans
Grasham Transformers
Guest, Keen and Nettlefolds
Haddon Transformers
Hallam, Sleight and Cheston
Hassett and Harper
Hellermann
Henley's
Hunt (Capacitors)
Igonic
Imhof
Insulating Components and Materials
Jackson Bros.
J. Beam Aerials
Labgear
Langley
Linton and Hirst
Lion Electronic Developments
London Electrical Mfg. Co.
London Electric Wire Co.
Long and Hamby
Lustraphone
Magnetic and Electrical Alloys
Mallory Batteries
Marconi Instruments
Marrison and Catherall
McMurdo Instrument Co.
Measuring Instrument (Pullin)
Mica and Micanite Supplies
Micanite and Insulators
Minnesota Mining and Mfg. Co.
Morganite Resistors
Mullard
Multicore Solders
Murex
Myclex and T.I.M.
Neill and Co., James
N.S.F.
Oliver Pell Control
Painton
Parmeko
Partridge
Permanold
Plannoir
Plessey
Pye
Radio Instruments

Reliance Electrical Wire Co.
Reproducers and Amplifiers
Rola Celestion
Ross, Courtney and Co.
S.T.C.
Salford Electrical Instruments
Salter, Geo.
Sankey, Joseph
Scott, Geo. L.
Simmonds Aeroccessories
Sims, F.D.
Spear Engineering Co.
Stability Radio Components
Standard Insulator Co.
Static Condenser Co.
Steatite and Porcelain Products
Stocko
Stratton
Suflex
Swift, Levick and Sons
Symons and Co., H.D.
Taylor Electrical Instruments
Technical Ceramics
Telecon-Magnetic Cores
Telegraph Condenser Co.
Telegraph Construction and Maintenance Co.
Telephone Mfg. Co.
Telerection
Thermo-Plastics
Truvax
Tucker Eyelet Co.
Tufnol
United Insulator Co.
Vactite Wire Co.
Vitavox
Walter Instruments
Wandleside Cable Works
Wego Condenser Co.
Welwyn Electrical Laboratories
Westinghouse
Weymouth Radio Mfg. Co.
Whiteley Electrical Radio Co.
Wiggin and Co., Henry
Wimbleton Engineering Co.
Wingrove and Rogers
Wireless Telephone Co.
Wireless World and Wireless Engineer
Waden Transformer Co.
Walsey Television
Wright and Weaire
Zenith Electric Co.

BOOKS RECEIVED

Colour Television Standards by Donald G. Fink. Collection of papers and records of the National Television System Committee of America dealing with basic principles and field tests of compatibility, colour performance and practical transmitters and receivers. Pp. 520; Figs. 272. Price 64s. McGraw Hill Publishing Company, 95 Farringdon Street, London, E.C.4.

Reproducing Equipment for Fine-groove Records by G. V. Buckley, A.M.I.E.E., W. R. Hawkins, Grad. I.E.E., H. J. Houlgate, A.M.I.E.E. and J.N.B. Percy, M.Sc., A.M.I.Mech.E. B.B.C. Engineering Monograph, No. 5 describing the Type DRD/5 reproducing desk which incorporates an optical magnifying position indicator and a quick-starting mechanism for the turntable. Pp. 19; Figs. 8. Price 5s. B.B.C. Publications, 35 Marylebone High Street, London, W.1.

Magnetic Recording Handbook by R.E.B. Hickman. A practical manual of magnetic recording as applied in domestic, business and professional machines,

including sound film projectors. Pp. 176 + VII; Figs. 109. Price 21s. George Newnes, Ltd., Southampton Street, London, W.C.2.

Electrical Interference by A.P. Hall, Grad.I.E.E. Discusses the origins, nature and measurement of radiation from electrical appliances and the design and construction of suppression filters. Pp. 122 + VII; Figs. 100. Price 15s. Heywood and Company, Ltd., Tower House, Southampton Street, London, W.C.2.

Radio Amateur Operators' Handbook, 3rd Edition, 1956. A compendium of useful information including codes and current abbreviations, amateur prefixes, zone boundaries etc. Pp. 46; Figs. 9. Price 3s. Data Publications, Ltd., 57 Maida Vale, London, W.9.

Points on Pickups by F. Wilson. Revised edition of an illustrated guide to the principal pickup cartridges available in this country with details of replacement styli and their cost. Pp. 34. Price 3s. A.C. Farnell, Ltd., 15 Park Place, Leeds, 1.

WORLD OF WIRELESS

Organizational, Personal and Industrial Notes and News

Balance of Trade

ANNOUNCING the radio industry's exports for 1955 the Radio Industry Council states that the provisional figure £32.93M, which is more than three times the 1947 figure, is an increase of £3.75M on the 1954 total.

By far the largest contribution towards this record figure was made by the "heavy" side of the industry; transmitters, radio navigational aids and industrial electronic equipment accounting for £12.91M. The value of components and test gear exported was £7.51M, about £800,000 up on 1954.

The increase of recent years in the export of sound reproducing equipment was continued and last year's figure £5.73M was over £2M more than 1954.

Overseas sales of sound and television receivers and radiogramophones were valued at nearly £4M, some £300,000 more than the previous year, and valves and parts rose by £200,000 to £2.82M.

There is, however, the other side of the picture. Whilst direct exports of radio and electronic equipment produced in the United Kingdom rose by £3.75M, imports of radio equipment increased by over £5M. It will be seen from the following figures, taken from the Customs and Excise accounts, where the greatest increase occurs.

	1954	1955
Valves	1.69	2.49
Cathode-ray tubes	1.64	1.17
Communication and navigation gear	1.65	1.54
Sets, components and parts of valves and c.r. tubes.....	2.97	7.89
	£7.95M	£13.09M

Amateur 7-Mc/s Band

AS from March 1st amateur operation in the 40-metre band in the U.K. is limited to 7.0-7.15 Mc/s. The first 100 kc/s is now exclusively for amateur use and the remaining 50 kc/s is shared with other services, mainly broadcasting stations. The frequencies between 7.15 and 7.30 Mc/s are no longer available to amateurs. These changes are in conformity with the Atlantic City agreement, and this is the last amateur band to be regularized.

The Radio Society of Great Britain has asked the Post Office for an assurance that 7.0-7.1 Mc/s is kept exclusively for amateurs. If this is forthcoming then amateurs will have gained consider-

ably from what at first appears to be a curtailment. The fact is, of course, that up to now the 7-Mc/s band has been of little or no value to amateurs because of "intrusions".

Audio Fair

AS already announced London's first Audio Fair will be held in April at the Washington Hotel, Curzon Street, W.1. Below we give the final list of exhibitors who, with the exception of the journals, have all booked demonstration rooms which will now occupy three whole floors.

Admission to the Fair, which will be held on the 13th, 14th and 15th, is by invitation card obtainable free from radio dealers or from the organizing committee at 17, Stratton Street, London, W.1. The opening hours are from 11 to 9.

Acoustical	Plessey
Armstrong	Pye
Collaro	Record News
Cosmocord	Reslosound
Decca	Rogers Development
E.M.I.	Rola Celestion
Garrards	R.C.A. Photophone
G.E.C.	Simon
Goldring	Specto
Goodmans	Sugden
Grampian	Tannoy
Gramophone Record Review	The Gramophone
Grundig	Thermionico
H.M.V.	Trix
Leak	Truvox
Lowther	Vitavox
Lustraphone	Wharfedale
M.S.S. Recording	Whiteley
Mullard	Wireless World and
Pamphonic	Wireless Engineer
Philips	Wright and Weaire

South Devon TV

ALTHOUGH the high-power transmitters have now been brought into service at the B.B.C. North Hessary Tor television station the e.r.p. is still considerably below the ultimate 16 kW. This is because the temporary aerial on the 150-ft mast is still being used; the completion of the permanent aerial on the 750-ft mast is being held up by manufacturing delays. It is understood the permanent mast and aerial — which will be directional — will be installed by the late spring.

North Hessary Tor radiates in Channel 2 (vision 51.75 Mc/s, sound 48.25 Mc/s) with vertical polarization.

PERSONALITIES

Professor G.W.O. Howe, D.Sc., LL.D., M.I.E.E., who has been technical editor of, and latterly technical consultant to, our sister journal *Wireless Engineer* for thirty years, has been awarded the Faraday medal by the I.E.E. for "his pioneering work in the study and analysis of high-frequency oscillations and on the theory of radio propagation; and for his outstanding contributions to engineering education". Dr. Howe, who was apprenticed to Siemens at Woolwich, went to Imperial College as a lecturer in 1905 and in 1921 was appointed James Watt Professor of Electrical Engineering at Glasgow University, a position he held until his retirement in 1946 when he was granted an emeritus professorship.

Sir Stanley Angwin, K.B.E., D.Sc. (Eng.), has been elected to honorary membership of the I.E.E. "in recognition of his outstanding life's work in the field of telecommunication, both national and international, and of his distinguished services to the Institution". Sir Stanley, who is now chairman of the Commonwealth Telecommunications Board, was engineer-in-chief of the Post Office from 1939 to 1946. During his forty years with the Post Office he was closely associated with radio communication development, playing a leading part in the design and construction of the Leafeld, Cairo and Rugby radio stations and in the inauguration of the transatlantic telephone service.

Having reached retiring age, W.S. Barrell has relinquished the position of manager of the E.M.I. Studios which he has held for nearly ten years. His wide technical knowledge and long experience of recording — he has been with the company for thirty years — will, however, continue to be available to E.M.I. for he has been appointed group-recording technical liaison officer and will cover all technical matters common to E.M.I. recording studios overseas. He is succeeded by E. Fowler, who joined the company in 1924 and has been assistant manager for nine years. The new assistant is B. Waite, who joined E.M.I. in 1927.

L. C. Jesty, B.Sc., M.I.E.E., chief of the Television Research Group at the Marconi Research Laboratories, has been elected a Fellow of the American Institute of Radio Engineers for his "leadership and personal contributions in the development and evaluation of television systems". Before joining Marconi's in 1949, where he has been closely associated with the Anglicized versions of the N.T.S.C. colour television system, Mr. Jesty was for three years head of advanced research at the Cinema-Television Laboratories. From 1927 to 1946 he was at the G.E.C. Laboratories.



Prof. G. W. O. HOWE



L. C. JESTY



E. J. EMERY



D. H. FISHER

E. J. Emery, M.Brit.I.R.E., managing director of E.M.I. Sales and Service Limited, has been appointed a director on the main board of Electric and Musical Industries Limited. He joined the sea-going staff of Marconi's in 1916 and on the introduction of broadcasting in 1922 transferred to the Marconiphone Company which is now in the E.M.I. Group. Mr. Emery has been chairman of the City and Guilds advisory committee on radio and television since its formation before the war and is also chairman of the Radio Trades Examination Board.

Donald H. Fisher, a senior television research engineer with Pye since 1948, has joined United Components Limited, the manufacturing company for the Regentone and R.C.D. group, as chief engineer. Prior to joining Pye, where for the past four years he has been responsible for the design and production engineering of television receivers, he was for three years with E.M.I. Engineering Development working on defense projects and television development.

Dr. Harry F. Olson, the well-known American audio engineer who is director of the Acoustical and Electro-mechanical Research Laboratory of RCA Laboratories, Princeton, New Jersey, has received an award from the Engineer's Club of Philadelphia for his invention 25 years ago of the "velocity" microphone. The award includes a medal and a 1,000-dollar premium.

Among those recently invested by Her Majesty the Queen, with honours conferred in the New Year's list, was Lt. Col. G. T. Evans, technical adviser in the signals directorate at the War Office, who was appointed O.B.E. He was seconded to the War Office from the G.P.O.

D. P. B. Neave, B.Sc. (Eng.), M.I.E.E., who has been with Bush Radio for 22 years, has been appointed chief engineer to the company. He will continue to be directly responsible to the technical director, W. H. Harrison, who has been in charge of the Bush Radio laboratories and technical staff since the formation of the company in 1932.

After five years with the English Electric Company as chief television engineer, D. W. Heightman, M. Brit. I.R.E., has resigned to join Radio Rentals Limited as chief engineer to the group. Prior to joining English Electric, he was on the board of Denco (Clacton) Limited which he formed in 1938. Mr. Heightman, who has from time to time contributed articles on propagation to *Wireless World*, was in 1951 awarded the Clerk-Maxwell premium by the Brit. I.R.E. for his paper on "The propagation of metric waves beyond the optical range".

Two lecturers in the electrical engineering department

of Imperial College, both of whom are radio engineers have been appointed to University readerships in electrical engineering which are tenable at the college. They are John Lamb, Ph.D., M.Sc., A.M.I.E.E., and John H. Westcott, B.Sc., Ph.D., A.M.I.E.E. Dr. Lamb, who graduated from Manchester University where he undertook extra-mural research for the Ministry of Supply, has been at Imperial College since 1946. He is 34. Dr. Westcott, who is 35, graduated from London University and undertook post-graduate research on servo-mechanisms at Imperial College and the Massachusetts Institute of Technology. Since 1950 he has been lecturing at Imperial College where he started the control systems laboratory in which he will continue to work.

W. H. Page and S. J. Tyrrell have been appointed joint managing directors of Rola Celestion Limited, the well-known loudspeaker manufacturers, of Thames Ditton, Surrey. They both joined Celestion in 1929 and have been directors of the company since the fusion with Rola. Mr. Tyrrell will continue to control design and manufacture and Mr. Page the sales organization.

E. H. Cooke-Yarborough, A.M.I.E.E., deputy head of the electronics division at the Atomic Energy Research Establishment, Harwell, which he joined in 1946, has been promoted to deputy chief scientific officer in the Scientific Civil Service. Before going to Harwell he was working on radio countermeasures and guided weapons. He is now concerned with the design of digital computers.

H. Reginald Adams, of the McElroy-Adams Manufacturing Group, has been invested by the President of the Polish Republic with the insignia of the Knight Officers Cross of the Order of Polonia Restituta. The award was made primarily for his radio assistance to Poland during the early part of the war.

OBITUARY

Dr. Eric C. S. Megaw, director of physical research at the Admiralty since 1951, died on January 25th at the age of 48. Prior to joining the Admiralty Signal and Radar Establishment in 1946, where he became superintendent of research, he was for sixteen years in the G.E.C. Research Laboratories, where he specialized in the study of transit-time oscillators. It was for his work on methods of generating ultra short-waves that he received the Duddell Premium of the I.E.E. He received his Doctorate of Science from Queen's University, Belfast, in 1946 and was appointed an M.B.E. in 1943.

H. C. Van de Velde, who relinquished his position as senior executive of the Marconi International Marine Communication Co. last autumn, but was retained as a consultant, died in January whilst on a tour of the company's Mediterranean and African establishments. He was 65. His association with radio began in the first world war, at the end of which he was chief wireless officer to the Canadian Air Force. In 1919 he joined Marconi's, of which he became general manager in 1935. A



The late
H. C. VAN DE VELDE

year later he was also appointed managing director of Marconi Marine. As president of the International Maritime Radio Committee (I.R.M.) he was well known in international circles as well as in this country, as was evidenced by the large congregation at the memorial service in Chelmsford cathedral.

Dr. Greenleaf Pickard, the American electrical engineer and inventor, who can justly be included among the pioneers of wireless for his early work on the crystal detector and the radio compass, died in Massachusetts in January at the age of 79. He had held engineering appointments with a number of manufacturing concerns, including RCA Victor, before forming a consulting organisation.

IN BRIEF

Hire Purchase.— Sound and television receivers and radiogramophones are among the consumer goods for which the hire purchase deposit was increased by the Chancellor of the Exchequer from February 18th. A deposit of 50% instead of 33 $\frac{1}{3}$ % is now necessary. This is the second increase in six months and the fifth change in four years. The Chancellor has also introduced a new restriction requiring nine months' rental to be prepaid on all rental agreements for receivers and radiogramophones.

I.T.A. Yorkshire.— The P.M.G. has announced that the I.T.A. Yorkshire transmitter, which is planned to be built on Emley Moor, between Huddersfield and Barnsley, will operate in Channel 10 (vision 199.75 Mc/s, sound 196.25 Mc/s). The P.M.G. had previously stated that plans have been made to clear a further two Channels and added "we are pursuing the problem of releasing the remaining three".

A.P.A.E. Show Cancelled.— The Association of Public Address Engineers announce that, in view of the Audio Fair to be held in London in April, it has been decided to cancel the Association's annual exhibition planned for the end of April. A.P.A.E. caters primarily for the public address industry, but as the Audio Fair is planned to cover both this and the domestic field the Association has decided to support the Fair.

C.C.I.R.— The revised dates of the 8th plenary assembly of the International Radio Consultative Committee, which is to be held in Warsaw, are August 9th to September 13th. In addition to the many technical questions on the agenda, the committee has to elect a new director. The term of office of the present director, Dr. Balth. van der Pol, who has held the position since 1948, was extended to cover the 1956 plenary assembly. The vice-director is L.W. Hayes who was with the B.B.C. prior to joining the C.C.I.R. in 1948.

Acoustics Congress.— The second international congress on acoustics, which is being organized in conjunction with the 51st meeting of the Acoustical Society of America, will be held in Cambridge, Mass., from June 17th to 23rd. The technical sessions will be devoted to bio-acoustics, noise control, architectural and musical acoustics, physical acoustics and sonics. Details of the congress, which is sponsored by the International Commission on Acoustics (International Union of Pure and Applied Physics) are obtainable from John A. Kessler, Massachusetts Institute of Technology, Cambridge, Mass.

A Convention on digital-computer techniques is being organized jointly by the Radio and Measurements sections of the I.E.E. It will be held at the Institution from April 9th to 12th and will be followed by visits to digital-computer installations on the 13th and 14th.

The Convention is open to non-members of the Institution on a payment of the registration fee of £1. Details and the registration form are obtainable from the I.E.E., Savoy Place, London W.C.2.

Another Festival of Sound is being arranged by G. A. Briggs, in collaboration with P. J. Walker. A concert of live and recorded music will be given in the Royal Festival Hall, London, on May 12th at 2.30. Tickets, price 8s 6d, 5s 6d and 3s 6d, are obtainable from "Hi-fi" dealers in London or direct from Wharfedale Wireless Works, Ltd., Idle, Bradford. Special recordings in the Festival Hall are being made by E.M.I. for the concert.

The now well-known test card of G9AED has been radiated by Belling and Lee from the site of the Lancashire I.T.A. transmitter since February 13th. The pilot transmitter, using a vision carrier of 194.75 Mc/s and a carrier of 191.25 Mc/s for the 600 c/s tone, radiates from 10 to 1 and 2 to 5.30 on Mondays to Fridays and from 10 to 1 on Saturdays. The 4-bay aerial, mounted 340ft above ground, provides a peak white e.r.p. of 1 kW.

Television Waveforms.— A tolerance of $\pm 3\%$ was shown against the amplitudes of B and B₁ in the tabular matter on the British television waveform given on page 26 of our January issue. To avoid ambiguity, the two amplitudes should have been bracketed with a common tolerance of $\pm 3\%$, for black level (B₁) is always 5% above suppression level (B).

Technical Authorship.— The Technical Publications Association, which was formed just over a year ago to promote the interchange of ideas between technical writers in industry, is collaborating with the City and

Guilds of London Institute to establish national examinations and certificates. Courses are being arranged by some educational authorities and a syllabus for a ten-week part-time course has been received from the College of Arts, Coventry. Particulars of membership of the Association are obtainable from the Secretary, 46, Brook Street, London, W.1.

An international congress on Microwave Valves (operating frequencies above 500 Mc/s) is to be held in Paris from May 29th to June 2nd. Organized by the Société des Radioélectriciens and the Société Française des Ingénieurs Techniciens du Vide, it will be held at the Conservatoire National des Arts et Métiers, 292, rue Saint-Martin, Paris-III^e.

C.I.R.M.— The London office of the International Maritime Radio Committee, which was temporarily in Ingersoll House, Kingsway, is now established at Ludgate House, Fleet Street, E.C.4 (Tel.: Fleet Street 7111). This is now the office of the recently appointed general secretary, J. D. Parker.

INDUSTRIAL NEWS

An international instrument show is again being organised by B and K Laboratories, Ltd. It will be held at Denison House, Vauxhall Bridge Road, London, S.W.1, from May 7th to 18th. Tickets for the Show, which will include equipment by United Kingdom and overseas manufacturers, are obtainable from B and K Laboratories, Ltd., 59-61, Union Street, London, S.E.1.

German Components.— R. H. Cole (Overseas) Ltd., of 2, Caxton Street, London, S.W.1 (Tel. Abbey 3061) have been appointed agents for this country for a variety of radio components manufactured by Siemens and Halske, of Munich, Germany. The components at present handled include selenium rectifiers and "Styroflex" polystyrene foil capacitors and a range of ferrite parts.

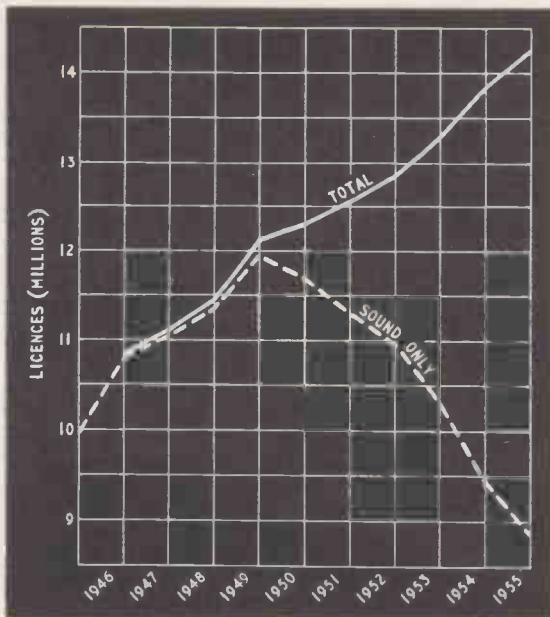
All Plessey switch production will eventually be transferred to the Company's new factory recently opened at Leigh Park Estate, Havant, Hants. A new type of rotary switch is already being manufactured at the works, which will eventually employ over 1,000 people.

The new headquarters of Solartron Research and Development, Ltd. is at Goodwyns Place, Dorking, Surrey (Tel.: Dorking 4661). The floor space vacated at the Thames Ditton works will be utilized by the manufacturing side of the Solartron Group.

At an exhibition of instruments staged at the Hotel Russell, London, by the Solartron Electronic Group at the end of February the exhibits included not only instruments manufactured by Solartron but also foreign equipment. Among the overseas instrument manufacturers for whom Solartron are sole U.K. selling agents are Schomandl (Germany), Wandel u. Goltermann (Germany), Metrix (France), Metrawatt (Germany) and Denbridge (Denmark). Details of the activities of the five companies forming the Solartron Group are given in a 26-page brochure "Electronics and Solartron".

Nine tankers being built for the Eagle fleet and six Esso tankers are to be fitted with Marconi radio communication and navigational equipment. The new 8,400-ton cargo motor vessel City of Ripon is also fitted with Marconi gear.

A new 75-ton research vessel has been built for Kelvin and Hughes. She will be used mainly for research and development of radar and echo sounding equipment, and will have accommodation for a research staff of ten.



DECEMBER'S INCREASE of 138,384 in the number of television licences brought the total to 5,400,083. The number of sound licences was 8,848,297 (including 289,455 for car radio) which gave an overall total of 14,248,380. The increase in the number of television licences in the United Kingdom during the past ten years is shown by the divergence of the two curves. The full line shows the total number of broadcast receiving licences and the dotted line the number of sound-only licences.

Transistor Operating Conditions

Finding the D.C. Working Point

By W. T. COCKING, M.I.E.E.

IT is a peculiarity of the transistor that it can be operated so that its collector voltage is almost zero at the peak of collector current, and it is this fact which accounts for its high power efficiency. It is not always realized that it also makes it possible to devise some very simple design procedures.

The characteristics of a junction transistor in the earthed-emitter connection have the form sketched in Fig. 1, in which is also shown a load line through the operating point $V_c I_c$. The load line joins the two points E_c and I and represents a resistance of value $R_L = E_c/I$. The difference between the zero-voltage scale and the transistor curves is, in reality, even smaller than in the sketch and, as an approximation, the collector voltage can be swung from V_c to zero on the one hand and to E_c on the other. In doing this, the current swings from I_c to I on the one hand and from I_c to zero on the other.

It is obvious that the proper condition is to have $V_c = E_c/2$ and $I_c = I/2$ since this makes the voltage and current changes a maximum for a symmetrical waveform. It follows at once that the proper load resistance is $R_L = E_c/I = 2V_c/2I_c = V_c/I_c$. The optimum load is thus equal to the d.c. resistance of the transistor at its operating point.

If the load is coupled in through a transformer then, neglecting the resistance of the primary, the input power to the transistor is $V_c I_c$. For a sine-wave output, the output power to the load is $E_c I/8 = 4V_c I_c/8 = V_c I_c/2$ and so the efficiency is 50%.

A transistor has certain ratings which must not be exceeded if danger of damage to it is to be avoided. It is not always convenient to employ sufficient negative feedback at d.c. to avoid all possibility of trouble, especially in an output stage. It is often desirable, particularly in experimental equipment, to include sufficient resistance in circuit to prevent any possibility of the ratings being exceeded.

If collector current is cut off in the transistor, the collector voltage will rise to the supply voltage E_c . The first safety requirement is thus to limit E_c to the peak voltage rating V_{cp} of the transistor.

The second safety requirement is that the d.c. load line drawn from E_c should cut the zero-voltage axis at a point which does not exceed the peak current rating I_{cp} of the transistor. This means that the resistance included must not be less than E_c/I_{cp} .

This does not necessarily give protection against the power-dissipation rating being exceeded. Just as in the a.c. case already discussed, the power in the resistance is greatest when this equals the d.c. resistance of the transistor, and the power in the two is then the same. Therefore, the d.c. resistance should not be less than the load resistance and should equal it if operation at the maximum rating is required.

The collector dissipation is $V_c I_c = P_c$. Now $V_c = E_c - I_c R$; that is, the collector voltage is the supply voltage minus the voltage drop in the resistance. So $P_c = I_c E_c - I_c^2 R$. This must not exceed the peak power rating for any value of I_c and it is easy to show that P_c is a maximum when $I_c = E_c/2R$. We then have $P_{cp} = E_c^2/4R$.

We thus find that to avoid any possibility of the

dissipation rating being exceeded, the resistance included in the circuit should not be less than $E_c^2/4P_{cp}$.

We have thus found two possibly different values of resistance set by different transistor ratings. If they are not the same, the higher value is the one to be used.

To avoid loss of power output, the resistance should be bypassed. There is a d.c. power loss in it equal to the dissipation of the transistor, and so its use makes the maximum possible efficiency 25% instead of 50%.

Total Circuit Resistance

As an example, consider an OC72 transistor for which $P_{cp} = 45$ mW, $V_{cp} = 13$ V and $I_{cp} = 110$ mA. For complete safety E_c must be not more than 13 V. To avoid current overload the included resistance must not be under $13/0.11 = 118\Omega$. To avoid power overload, the included resistance must not be under $169/0.18 = 935\Omega$. If operation is to be at 13 V, therefore, the 935- Ω value must be adopted.

In such a case, the mean voltage would be 6.5 V on the collector and the current $45/6.5 = 6.92$ mA, and the peak current would be 13.84 mA. The optimum load would be $6.5/6.92 = 0.935$ k Ω .

If the battery were reduced to 3 V, the safety resistances would become $3/0.11 = 27.2\Omega$ to prevent current overload and $9/0.18 = 50\Omega$ to prevent power overload. The operating voltage is 1.5 V and the current is 30 mA and the required load is 50 Ω .

If the battery is reduced further to 1.5 V, the safety resistance for current overload drops to 13.6 Ω and for power overload to $2.25/0.18 = 12.5\Omega$. The higher value must be selected for complete safety and it will not now be possible to obtain 45-mW dissipation under any conditions and the output will be restricted. With the 13.6- Ω resistor, the operating voltage will be 0.75 V and the current 55 mA, so the dissipation will be only 41.2 mW and the output power will be proportionately reduced. The optimum load will be 13.6 Ω .

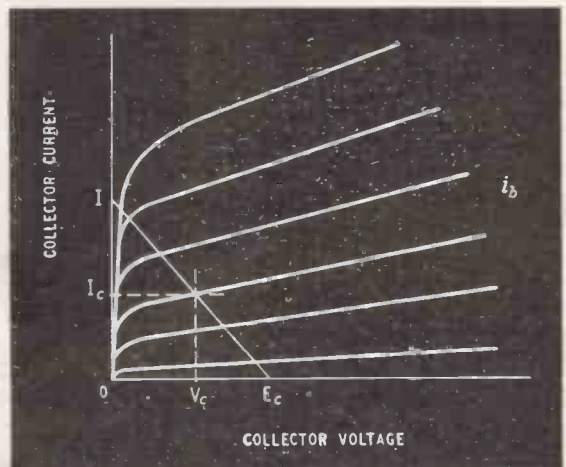
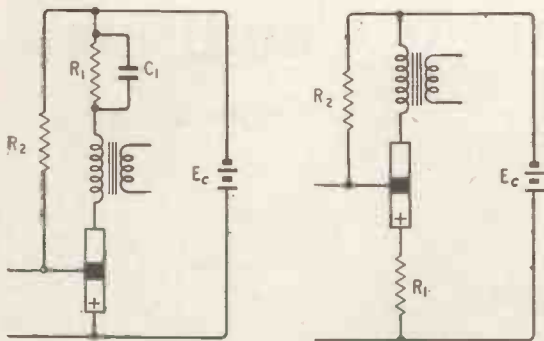


Fig. 1. Typical transistor characteristics.



Left:— Fig. 2. Earthen-base transistor with safety resistance in the collector circuit.

Right:— Fig. 3. Here the safety resistance is in the emitter circuit.

It is interesting to notice how the optimum load varies with the battery voltage. It changes from 13.6 Ω at 1.5 V to 935 Ω at 13 V.

The safety resistance will always be provided in part by the d.c. resistance of the output transformer primary or other output device. This is very rarely negligibly small in transistor circuits. In a particular case, the writer found that the output device accounted for 50 Ω out of a total of 140 Ω required and so it was necessary to add only 90 Ω .

Resistance in the output device cannot, of course, be bypassed and so causes a loss of signal power. Sometimes this can be tolerated. It is then economical to wind the output device to have the required total value of resistance. Not only is a resistor dispensed with but, because of the finer wire which can be used, the output device can be smaller.

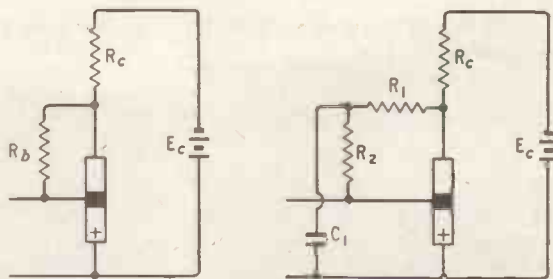
In this way, and without any knowledge of the transistor beyond its limit ratings, one can design the collector-emitter circuit with reasonable accuracy for many applications.

Having got so far, the feed resistor for the base must be chosen to produce the required collector current. This must be done experimentally unless accurate transistor characteristics are available. With the circuit of Fig. 2 a meter can be included in the collector circuit and R_2 can be adjusted for the desired current. It is then measured and a resistor of the proper value is included. Since the base voltage is usually negligibly small, the current is very nearly E_c/R_2 .

Instead of putting the safety resistance in the collector circuit as in Fig. 2, it can be placed in the emitter circuit, so that some d.c. feedback is obtained from it. This tends to stabilize the operating point and the change affects the value of R_2 , because the presence of R_1 drops the voltage effective on R_2 . In this form, the circuit becomes like Fig. 3 and R_1 can be bypassed or not according as one wants the feedback at d.c. only or at both d.c. and a.c.

The current through R_1 is actually the sum of the base and collector currents and so the value of the resistor could be reduced slightly. The base current is small compared with the collector current, however, and the error introduced by ignoring it is also small.

The writer has used this circuit successfully with $R_1 = 90 \Omega$ and $R_2 = 9 \text{ k}\Omega$ and a collector load having a d.c. resistance of 50 Ω . With an OC72 transistor and $E_c = 4.4 \text{ V}$, the collector current was 12 mA. The drop across R_1 would then be slightly more than 1.08 V and so the voltage across R_2 would be 3.32 V, making the base current $3.32/9 = 0.37 \text{ mA}$.



Left:— Fig. 4. Early stage transistor circuit with base-resistance connected to the collector.

Right:— Fig. 5. Circuit of Fig. 4 modified to prevent a.c. feedback.

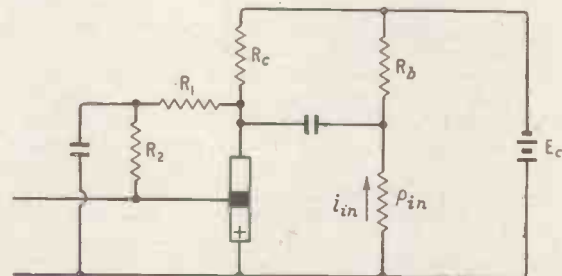


Fig. 6. Circuit of Fig. 5 with input resistance of following stage.

Taking this figure, the emitter current is 12.37 mA and the R_1 drop becomes 1.1133 V and the base current $2.2867/9 = 0.3652 \text{ mA}$. By repeating the process one can reduce the error to negligible proportions, but it can be seen that it is, in reality, negligible in the first instance. With 12 mA at 4.4 V, the input power is 52.8 mW. The loss in the resistance is $0.14 \times 0.012^2 = 20 \text{ mW}$, making the transistor dissipation 32.8 mW.

Early Stages

In the case of an intermediate amplifier stage, the same limiting conditions apply but so much resistance is normally included that operation is rarely anywhere near the limits. The coupling resistance should be large compared with the input resistance of the following stage but it must be small enough for the standing current to be at least equal to the peak current needed to drive the following stage plus any losses in the coupling elements.

Stabilization is more important in an early stage because, although there is no likelihood of the transistor ratings being exceeded, temperature changes are more likely to affect the operating point. The arrangement of Fig. 4 is often suitable. With a transistor like the OC71, the coupling resistance R_c can often be about 10 k Ω . Ignoring the base current in R_c , the peak current cannot exceed E_c/R_c and the mean current should be about half this. Therefore R_c can be adjusted experimentally to make $I_c = E_c/2R_c$.

With $R_c = 10 \text{ k}\Omega$ and $E_c = 4.4 \text{ V}$, we have $I_c = 0.22 \text{ mA}$. The writer has used this with a lower effective value of E_c due to the presence of decoupling and, with $I_c = 0.2 \text{ mA}$, R_c turned out to be 350 k Ω .

Feedback occurs through R_1 at both d.c. and a.c. It is greater at d.c. than at a.c., however, because the collector load at d.c. is R_c alone whereas, at a.c., it is R_c in shunt with the input resistance of the following

stage. When R_b is of the order of 350 k Ω it causes little loss of amplification but, when it is small, it may be necessary to decouple as shown in Fig. 5. Here R_b is divided into two parts with a decoupling capacitor C_1 ; R_1 and R_2 can usually be roughly equal. For a.c., R_1 shunts the output and R_2 the input.

The writer found this arrangement desirable in a stage with $E_c = 4.4$ V, $R_c = 4.7$ k Ω , for which $I_c = 0.47$ mA. The proper value for R_b turned out to be 47 k Ω and this was split as $R_1 = 22$ k Ω , $R_2 = 25$ k Ω .

One further useful relation can be found. Fig. 6 shows a transistor with a circuit like Fig. 5 connected to feed another one having an input resistance ρ_{in} and requiring a peak input current i_{in} . The resistance R_b is the base feed resistance of this stage and corresponds to R_2 of Figs. 2 or 3.

The total a.c. load on the transistor is the value of R_1 , R_c , R_b and ρ_{in} all in parallel, say R_L . The peak transistor current is equal to the mean current and is i_c , say. The voltage across the load is $i_c R_L$ and so the input current to the transistor is $i_{in} = i_c R_L / \rho_{in}$. We must have, therefore

$$i_c = i_{in} \rho_{in} / R_L$$

Let the combined value of R_1 , R_b and ρ_{in} be R' so $R_L = R_c R' / (R_c + R')$, then

$$i_c = i_{in} \rho_{in} (R_c + R') / R_c R'$$

We have also $i_c = E_c / 2R_c$ and from these two equations we can find R_c . It is

$$R_c = R' \left[\frac{E_c}{2 i_{in} \rho_{in}} - 1 \right]$$

This is actually the maximum value which can be used if the transistor is to supply enough current to drive the following stage. For example, suppose $E_c = 4.4$ V, $i_{in} = 0.3$ mA, $\rho_{in} = 3$ k Ω , $R_b = 9$ k Ω and $R_1 = 22$ k Ω , what is the proper value of R_c and what must be the transistor current in Fig. 6?

R' comprises 3, 9 and 22 k Ω in parallel and so is 2.05 k Ω . Then

$$R_c = 2.05 \left[\frac{4.4}{2 \times 0.3 \times 3} - 1 \right] = 2.94 \text{ k}\Omega$$

Therefore $i_c = 4.4 / 5.88 = 0.75$ mA.


To employ this relation one must, of course, know i_{in} and ρ_{in} . If these cannot be measured, they can be estimated from the transistor characteristics and the usual formulae, allowing for feedback.

I.T.A. Midlands Station

REGULAR programme transmissions began on 17th February from the new I.T.A. station at Hints about 5 miles S.E. of Lichfield. The station has been built in less than seven months and is an outstanding example of effective planning and team work on the part of the I.T.A. engineering department under the guidance of P. A. T. Bevan, the architects E. R. Collister and Associates, the builders James Crosby. Equal credit goes to the main contractors for the mast and aerial (Marconi's Wireless Telegraph Co. Ltd.), the transmitter (Pye Radio, Ltd.) and to the Post Office who were responsible for the microwave link from the Birmingham Television Control and the two-way radio link between Birmingham and London.


At the moment the Midland station is radiating from

Crystal drive, pulse and waveform generating units of the Midlands I.T.A. transmitter being set up by Pye engineers.




the 5 kW modulated driver stages with an effective radiated power of 60 kW from the high-gain aerial. When the 20 kW final amplifier has completed its trial period the power will be increased to 200 kW (e.r.p.) which will make the I.T.A. Midlands station one of the most powerful Band III transmitters in the world.

The low profile of the station buildings contrasts with the 450-ft aerial mast of the I.T.A. station at Hints, Staffs.



Experimental

By H. A. FAIRHURST*

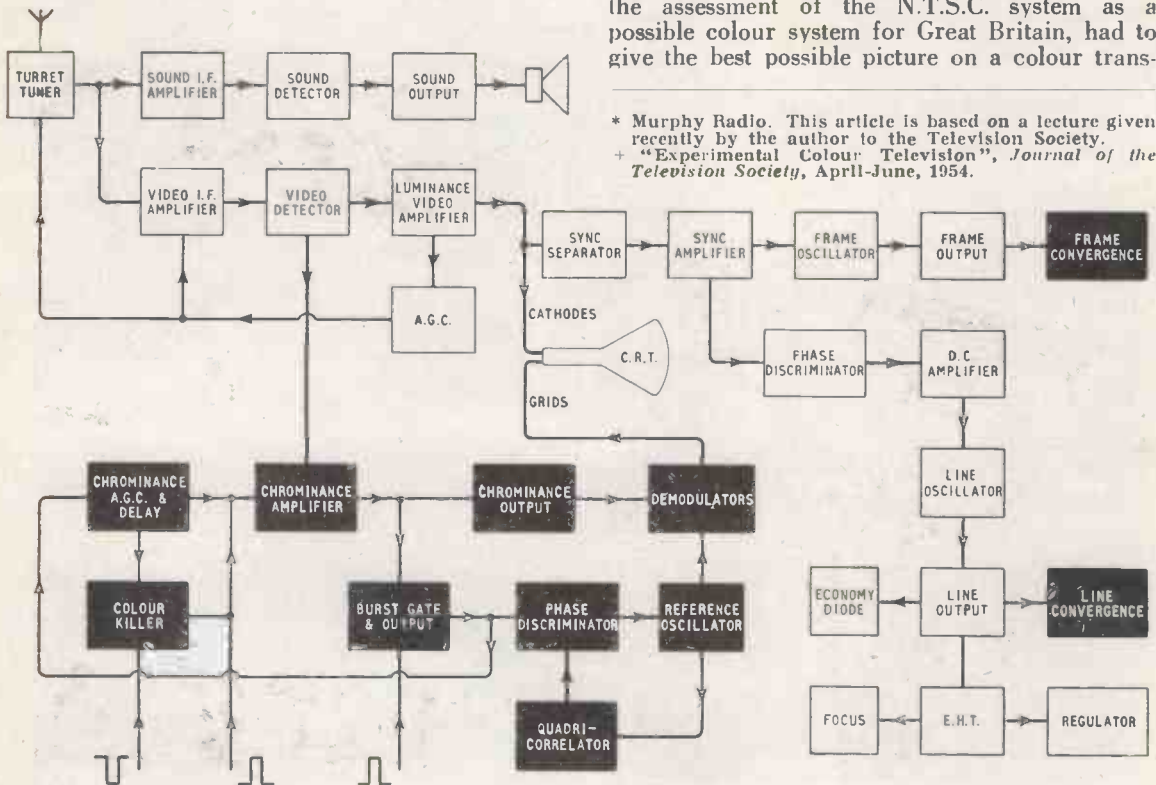


Front view of the complete receiver, showing the setting-up controls on the small panel. The cabinet is small enough to go through an average living-room door.

WHEN the decision was first made to develop a colour television receiver working on "British N.T.S.C." standards it was anybody's guess just what frequency should be adopted for the colour sub-carrier. However, as this frequency had to fall between certain fairly narrow limits the uncertainty was no bar to the inception of the design. Also, as the Marconi Company had shown in their demonstration that a frequency of 2.6578125 Mc/s⁺ gave acceptable results, and as there seemed little likelihood of this being changed later on without very good reason, this figure was chosen.

As one of the requirements of the receiver was that it should be suitable for use in the home, it was decided with little argument that it should employ the RCA shadow-mask tri-colour cathode-ray tube as the means of display, not so much because it was thought that this would be the eventual solution when it came to a public service, but because the alternatives were either not available or, in the case of the triniscope and to a lesser degree the three-tube projection method, rather too cumbersome. There was likewise little argument over the basic design of the receiver, which, as it was to be used to assist in the assessment of the N.T.S.C. system as a possible colour system for Great Britain, had to give the best possible picture on a colour trans-

Fig. 1. Block schematic of the complete receiver, with black blocks indicating the circuits concerned with chrominance information.



* Murphy Radio. This article is based on a lecture given recently by the author to the Television Society, + "Experimental Colour Television", *Journal of the Television Society*, April-June, 1954.

Colour Receiver

DESIGNED FOR RECEIVING "BRITISH N.T.S.C." TEST TRANSMISSIONS

mission without faults which could be avoided by the use of the best monochrome technique. Thus the basic design included vision a.g.c., flywheel line synchronisation and sufficient sensitivity to enable the colour signals to be viewed under fringe conditions.

It is beyond the scope of this article to go into any detailed analysis of the N.T.S.C. system, and it will be assumed that the differences between it and the system as modified are also known. The precise characteristics peculiar to the modified system were arrived at by discussion between the B.B.C. and representatives of the radio industry and they relate to the sound and vision frequencies, the colour sub-carrier frequency, and the amplitude and phase response of the video modulation. In most respects they represent the American system scaled down in the ratio of the video pass band.† They will be dealt with more fully in the description of the apposite parts of the receiver.

Referring now to the block schematic of the receiver (Fig. 1), it will be seen that there is a tuner; a sound i.f. amplifier, detector and output; a vision i.f. amplifier, detector and video amplifier, and sync separator and amplifier; with a frame timebase and a flywheel-synchronized line timebase. A.G.C. is provided for both sound and vision, and up to this point one might say that the receiver is very like a *de luxe* model normal television set. Then one comes to sections labelled chrominance amplifier, colour killer, burst gate, frame and line convergence, etc., and it is brought home that there is perhaps more to a colour receiver than at first meets the eye.

Going more deeply into the circuitry of each individual section, we soon find that only the tuner and sound amplifier are normal. The remainder either have characteristics designed to cope with the colour signal without introducing undue distortion of hue and saturation, or, in the case of the timebases, characteristics that enable them to scan the colour tube in a reasonable manner and to provide the large amount of e.h.t. necessary.

However, it will be seen that in the chrominance amplifier a certain amount of chrominance information has been deliberately sacrificed in order to obtain greater stability of operation and freedom from drift of colour values during a programme. It could be argued that in an experimental receiver full advantage should be taken of all the information transmitted, but against this we had to consider that the receiver would not only be used in the



In this interior view of the receiver the delay-line cable in Fig. 2 (next page) can be seen arranged in a coil.

laboratory but often by relatively unskilled people, and that the greater stability to be obtained by the sacrifice of a little colour bandwidth could be well worth while.

Vision I. F. Amplifier

Dismissing the tuner and sound receiver as being normal and commencing with the vision i.f. amplifier (Fig. 2, following page), it will be seen to consist of three stages with normal couplings between the second and third stages and third stage and detector but with what are known as "bifilar T" traps coupling the first and second stages and the tuner and first stage.

Recalling for a moment the format of the composite signal, it will be remembered that, with the colour sub-carrier at 2.6578125 Mc/s and the top limit of the chrominance sidebands above 3 Mc/s, it is obvious that if full justice is to be done to the colour information the vision pass band up to the point where the colour sub-carrier is extracted must be wide enough to

† "Colour Television Standards", *Wireless World*, August, 1955.

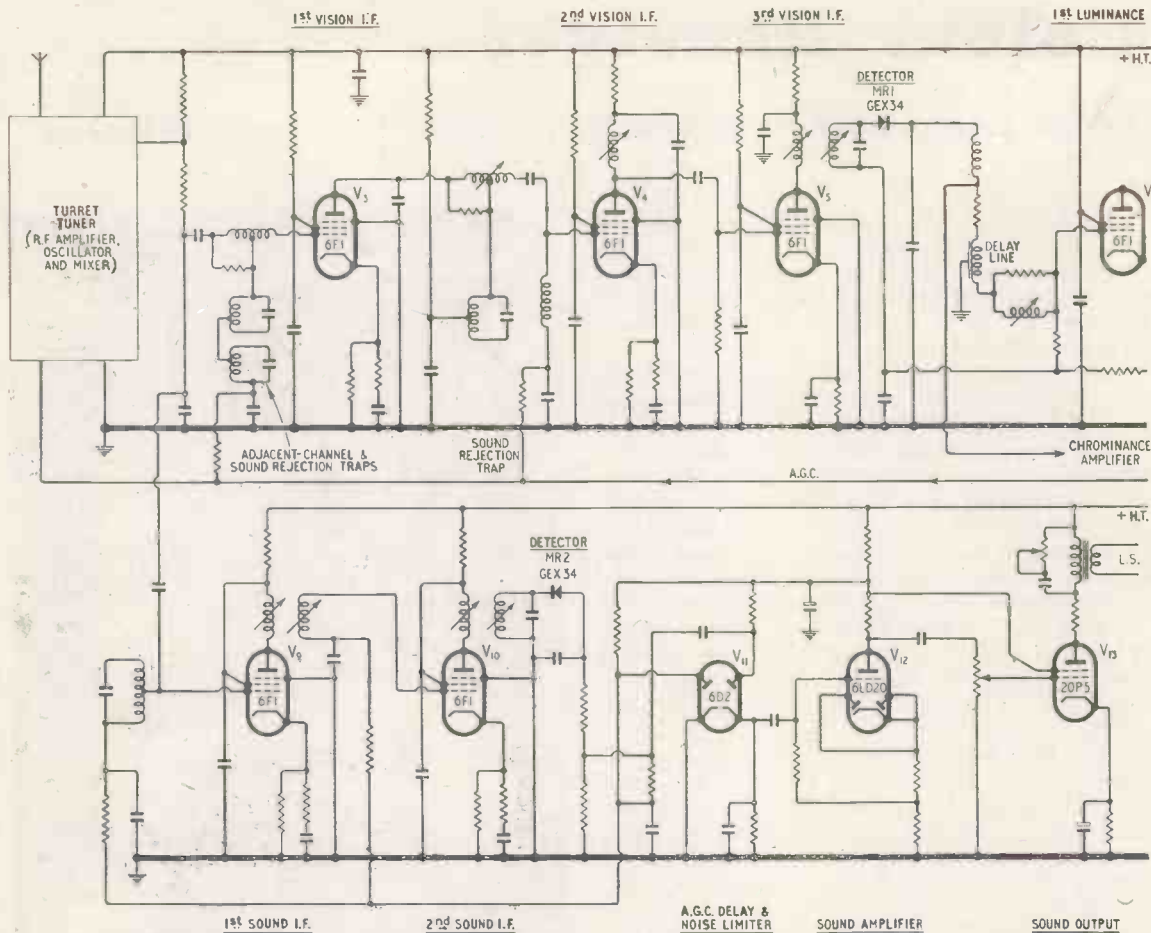


Fig. 2. Vision and sound receiving circuits, showing where the sound and chrominance signals are taken off and also the arrangement of the "bifilar-T" traps in the vision channel.

amplify these frequencies without serious attenuation.

At the same time the sound carrier must be attenuated more than the normal 30-40 dB, for not only must the effect of the sound be imperceptible on the luminance, or brightness, channel, but it must be imperceptible also on the chrominance channel and as the beat between sound carrier and chrominance sub-carrier is only 0.84 Mc/s, a relatively low frequency, it is much more visible than the normal sound carrier is on the brightness channel. Hence the attenuation required in the vision i.f. chain at the sound frequency is in the region of 60 dB, and this, coupled with the requirement that the pass band must be more or less flat to 3.1 Mc/s, gives the designer a problem at the outset.

Coupled with the requirement that the amplitude response be flat up to at least 3.1 Mc/s through the i.f. amplifier is the requirement that nothing goes wrong with the phase of the signal over the band occupied by the colour sub-carrier and its sidebands. As the colour information is present as phase changes of the sub-carrier, any distortion would be very serious in its effect. The requirement is, then, that the delay of all

frequencies through the amplifier should be constant, i.e. the change in phase should have a linear relationship with frequency. Unfortunately the kind of traps commonly used to reject the sound in the vision i.f. amplifier do not fulfil this condition. They are usually of the minimum phase-shift type, and if they are made sufficiently selective to give both the required amplitude response and rejection, serious phase errors result.

Fortunately rejector circuits exist which go a long way towards solving the problem. These traps are of the non-minimum phase-shift type and have phase characteristics that are more suitable for the purpose. At the same time their amplitude response is peculiarly suited to the requirement that the pass band of the amplifier should be flat to as high a frequency as possible. These factors, coupled with the fact that the rejection obtainable is only limited by the "Q" of the trap circuit, make the "bifilar-T" trap a most suitable circuit to use. Fig. 3 shows the kind of response obtainable with these traps.

One other thing that had to be taken into account when designing the i.f. amplifier was the fact that in the U.S.A. it has been found

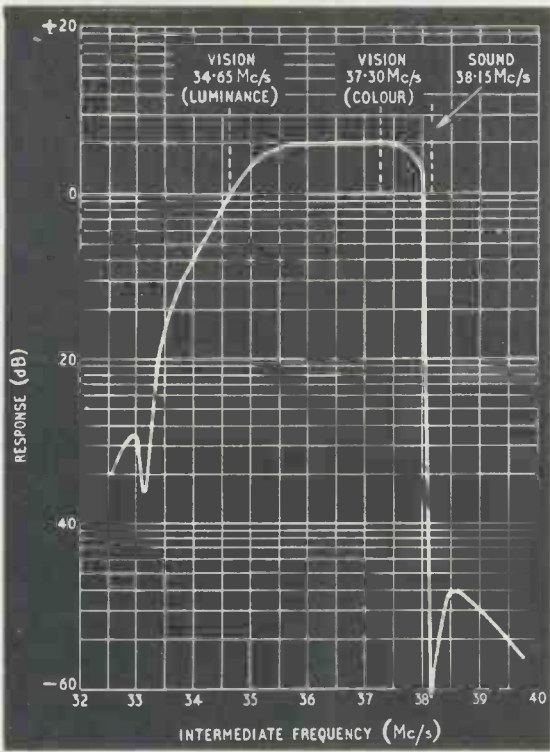


Fig. 3. Response curve of the "bifilar-T" traps in the vision I.fs of Fig. 2.

desirable to distort the phase characteristic of the transmission to compensate for the residual phase errors in the receiver. Calculations and actual measurements carried out by people in this country had shown that a similar correction would be advantageous here. The signal specification for the experimental transmissions broadcast by the B.B.C. incorporated the required amount of phase correction, and so the i.f.

amplifier had to incorporate the required number of non-minimum phase shift traps.

Apart from these traps the intermediate frequency amplifier is normal in its design and it is not until the second detector and video stages are reached that there are further departures from common practice.

Luminance Delay

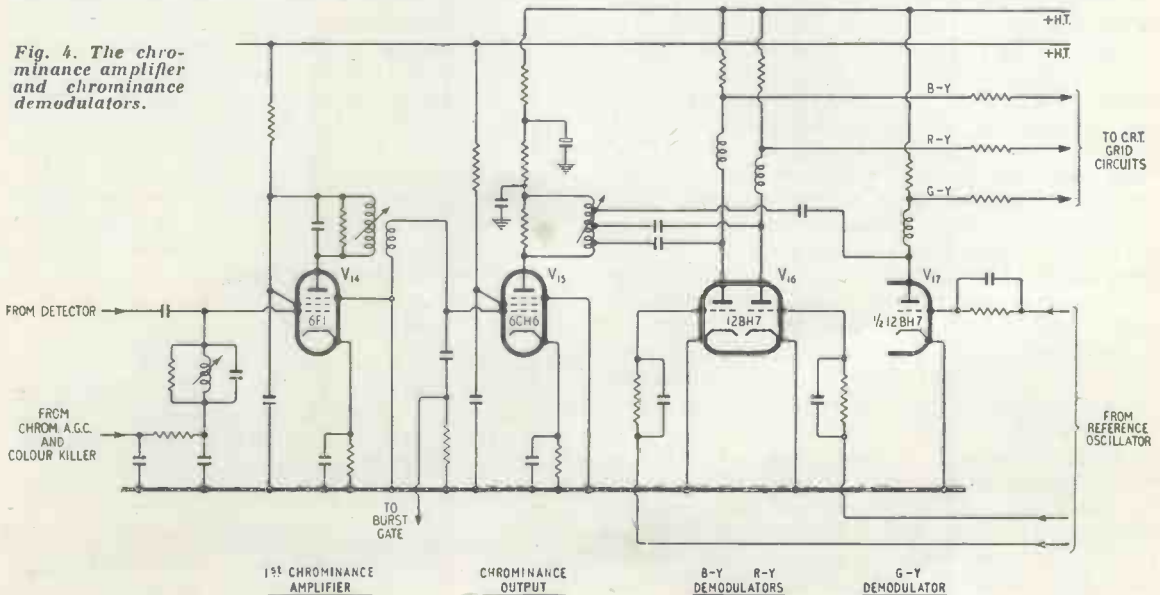
Present in the rectified output is the colour sub-carrier, carrying the colour information, and this, as can be seen from the block schematic, has its own separate amplifier. It is inevitable that this amplifier should retard the signal and, being of restricted bandwidth, it retards it by a considerable amount. The video amplifier does not delay the luminance, or brightness, component of the signal by anything like as much, and as it is of prime importance that the colour information should be in register with the brightness component on the display, some means must be provided for delaying the luminance signal by the required amount.

Suitable delay cables are now available with characteristics that make their inclusion in an amplifying chain relatively simple, and it was found advantageous to insert the requisite amount of cable between the detector and the first video valve, but naturally after the sub-carrier take-off point (see Fig. 2).

It is undesirable that the picture as displayed should have the crawling dot structure that would be inevitable if the colour sub-carrier reached the cathode-ray tube so a trap tuned to the sub-carrier had to be included, not so sharply tuned as to make it ring but not so wide as to remove too much of the higher frequency components of the luminance signal.

A second video valve is merely a cathode-follower to enable the three cathodes of the shadow-mask c.r.t. to be fed without trouble.

Fig. 4. The chrominance amplifier and chrominance demodulators.



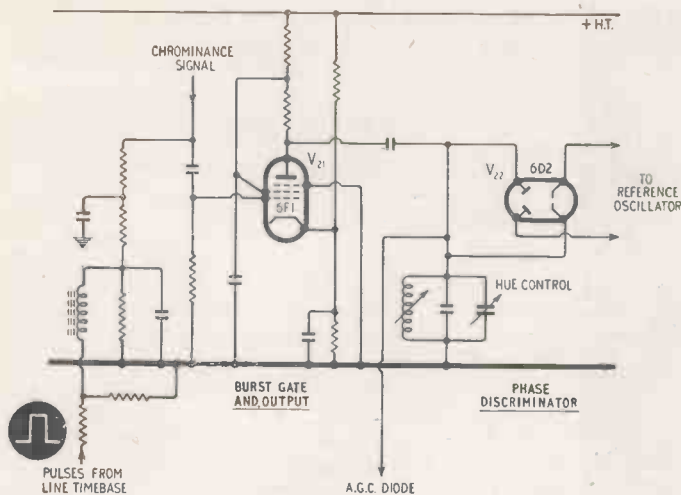


Fig. 5. The burst gate and phase discriminator.

Incorporated in its circuit is the master brightness control, which controls all three guns simultaneously. The other controls for the individual guns and those for setting the tube characteristics will be dealt with later.

Before turning to the chrominance amplifier it will not be out of place to recall briefly the method by which the colour information is transmitted, for this will help to explain how greater receiver stability can be obtained by the deliberate sacrifice of colour bandwidth.

At the transmitter the red, green and blue signals from the camera (R, G and B) are transformed into three separate pieces of information: the Y signal, which is the sum of R, G and B and which is transmitted normally to provide the compatible signal for monochrome receivers; plus R-Y and B-Y which contain the colour information. It will be remembered that G-Y is unnecessary because of the constant luminance principle where $R+G+B$ always equals Y.

R-Y and B-Y are used to modulate two carriers in quadrature with each other, the modulators being such that the carriers themselves are suppressed, but in the modulation process the signal resulting from the addition of the R-Y and B-Y carriers is not defined along the R-Y and B-Y axes but along two others, called "I" and "Q", shifted in phase by 33° from the originals. This transformation of the signal is the result of the desire to have as high a frequency as possible for the colour sub-carrier, and the phase shift of 33° was chosen because it caused the information transmitted by the two carriers to lie along the orange-cyan and green-magenta lines of the colour triangle instead of the originals.

Because the eye is most sensitive to colour detail along the orange-cyan line and much less sensitive along the green-magenta, the bandwidth required to transmit the latter signal need not be as great as that required for the former. However, if the colour sub-carrier were increased

in frequency to the limit allowed by the "Q" signal, the sidebands of the wider "I" signal would stray into the sound region unless they were prevented. The solution to this problem was to make the "I" signal partly asymmetric, cutting off all those sidebands which would have otherwise strayed out of the prescribed limits of the luminance channel.

Without going more deeply into the question, which has been dealt with very thoroughly in the literature,** it can now be seen that because of this 33° rotation of the reference axes the only way to extract the original R-Y signal from the transmitted signal direct is to take some of the "I" signal and some of the "Q" signal and to combine them. Likewise with B-Y. But as the "I"

signal is asymmetric, there is the likelihood of crosstalk between the channels if the bandwidth of the demodulator is made more than that of the "Q" signal, so direct demodulation of the signal automatically implies a colour bandwidth not greater than this. The choice in the chrominance amplifier and demodulator was therefore to decide between demodulation along the "I" and "Q" axes with the subsequent transformation of the signal to produce R, G and B, but with the full colour bandwidth, and demodulation along the original axes R-Y and B-Y, necessitating equal bandwidths for both, but with much simplified circuitry.

As has been said previously this latter was the route followed, and it will be seen from the circuit diagram that the demodulation is extremely simple (right-hand side of Fig. 4). In fact, the last stage of the transformation back to the original R, G, and B can be done in the colour tube itself if the demodulation is accomplished at a high enough level. All that is necessary in principle to do this is to apply the Y signal to the cathodes of the three guns and the appropriate R-Y, B-Y and G-Y signals in the appropriate phases to the three grids. At one stroke this system avoids all the chrominance video amplifiers that would otherwise be necessary, with their possibilities of drift in gain during a programme — drifts which would have to be kept down to a very low level.

Chrominance Amplifier

Returning now to the chrominance amplifier (left-hand side of Fig. 4), it will be seen to consist of two stages, the second being the output valve feeding the demodulator triodes. Because

(Continued on p. 117.)

** G.G. Gouriet. "An Introduction to Colour Television", Norman Price Publications. Also "Transmitting Colour Information", *Wireless World*, Aug. 1955.

of the system of demodulation chosen, its bandwidth need be no more than that of the "Q" signal. It is fed in a conventional manner from the detector output of the luminance channel from a point preceding the delay line. Attached to the amplifier are the circuits for its automatic gain control, the gating of the colour burst from the composite signal, and a suppression circuit which reduces its gain to zero in the absence of the colour burst. These features will be dealt with separately.

The demodulators are circuits which take the amplified chrominance signal and compare it with the local oscillator and deliver an output proportional to their relative phases. There was a certain freedom of choice of circuitry here and several circuits were tried, some using only two valves, although interaction between the channels made these last-mentioned rather tricky to design and maintain in operation. As stability of operation was desired and had, indeed, already been paid for by the basic system of demodulation chosen, it was finally decided to provide a separate valve each for R-Y, B-Y and G-Y.

In operation the taps on the output tuned circuit of the chrominance amplifier feed the requisite amounts of signal to the anodes of the R-Y, B-Y and G-Y demodulators, while local oscillation of the correct phase for each is fed on to the respective grids. The valves then act as switches, passing current proportional to the overlap of the waveforms on grid and anode, and this current passes through loads in the anode circuits where the R-Y, B-Y and G-Y signals are developed. These voltages, in addition to suitable brightness voltages, are fed to the grids of the colour c.r. tube.

The demodulators will obviously fail to deliver the correct signal if the phase of the reference oscillator is incorrect or the oscillator is not synchronized, so an essential part of the colour receiver is a reference oscillator synchronising circuit. Here there is a large fund of published work to be drawn upon †† but it is not so easy to decide which route to follow without doing a large amount of work.

It will be remembered that the conditions are rather different from those that the normal a.f.c. loop has to cope with, in that the synchronising signal, i.e. the colour burst consists of only 9 cycles of 2.6578125 Mc/s once every line and none during the frame pulse. Also it must be remembered that if the reference oscillator changes phase by

more than a few degrees during a line it will show up by changes of hue across the picture.

These factors have made some workers use crystals in the reference oscillator circuit, crystals ground to almost the correct frequency but whose frequency can be varied by a small amount by a reactance valve. These circuits work well but are costly. On the other hand, a normal a.f.c. loop will give the required performance on a day-to-day basis, but is susceptible to long-term drifts which will eventually cause the oscillator to fail to synchronize. The reason for this is the fact, well known to anyone familiar with a.f.c. circuits, that the stability of phase required between the colour bursts necessarily means a very narrow pull-in range.

Other workers have sought to overcome this defect of the a.f.c. loop by adding to it another circuit which could detect when the oscillator was out of sync and use this power to alter the loop constants. By this means the pull-in range could be extended up to nearly + or - half-line frequency (not more because if the pull-in range were made wider the oscillator would tend to lock on a frequency + or - line frequency, the result of the burst not being there continuously) and the a.f.c. loop could be made a practical proposition. These circuits have generally become known as "quadricorrelators"*** because they use two discriminators fed with reference oscillations having a 90° phase difference between them, but the circuit used in the present receiver is rather different and is one that has been developed in our own laboratories.

In this circuit a diode rectifies the beat produced when the oscillator is out of sync and

*** Proc. I.R.E. 2nd Colour Issue, pp. 106-133 and 288-299.

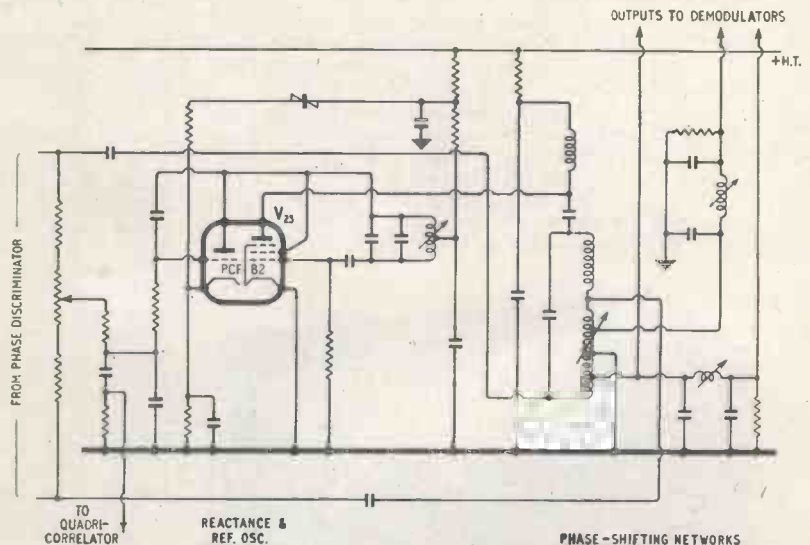


Fig. 6. The reference oscillator is formed by the pentode section of the PCF82 while the controlling reactance valve is the triode part. On the right are circuits giving three outputs with phase displacements suitable for the chrominance demodulators.

†† Proc. I.R.E. Convention Record Part 4, pp. 3-17, Jan., 1954. 2nd. Colour Issue, pp. 106-133.

uses the resulting voltage to render conducting a valve which applies this beat to the reactance valve, thus widening the pull-in range to the desired extent. Once in sync the valve is cut off and the time-constant of the control circuits reverts to that necessary for proper operation.

The burst gate (Fig. 5), which has so far had only a passing mention, is an essential part of the receiver, without which the reference oscillator would be at the mercy of the chrominance information. Its function is to separate the colour burst from the rest of the signal so that only the burst is applied to the discriminator. Chrominance signal is taken from the grid circuit of the chrominance output valve and fed in parallel with pulses from the line timebase on to the grid of the gate. These gating pulses are delayed and shaped by a suitable LC and RC circuit so that the gating valve is rendered conducting only during the period of the colour burst. While resistors prevent the grid from being driven too far positive, the grid capacitor and leak ensure that between gating pulses the valve is cut off.

The colour burst, which appears at the anode of the gate freed from chrominance information, is fed to the anode and cathode respectively of

two diodes in a conventional discriminator, the only refinement being the connection to the correlator circuit previously described and a means for obtaining an accurate balance in its output. However, the tuned circuit which forms the anode load of the gate is tunable and becomes a "hue" control, as by this means the phase of the gated burst pulses in the output can be shifted with respect to those at the input.

The reactance valve and reference oscillator (Fig. 6) are conventional and are controlled via the smoothing circuit from the discriminator. The smoothing circuit must have constants to comply with the requirements that the phase shift of the oscillator during a line must not be more than 5°. The oscillator output is fed to the three demodulator grids in amounts adjusted to suit the chrominance signals on their anodes. The R-Y demodulator is fed directly, while the other two are fed via phase shifting circuits which can be preset to give the required shift.

It can now be seen why the gate anode circuit has been made tunable, for by this means the R-Y demodulator can be made to give the right output, after which the B-Y and G-Y demodulators can be adjusted until they follow suit.

(To be continued.)

Manufacturers' Products

NEW EQUIPMENT AND ACCESSORIES FOR RADIO AND ELECTRONICS

U. H. F. Communications Receiver

THE Eddystone "770U" receiver embodies many unique features, including the unusual frequency coverage of 150 Mc/s to 500 Mc/s. The set is a double superheterodyne having a specially designed "front-end" unit consisting of a small, but very sturdy, 6-range coil turret (with 18 coils), a small three-gang variable capacitor, r.f. and oscillator valves and a germanium crystal mixer giving an i.f. output on 50 Mc/s.

The 50-Mc/s amplifier has one cascode stage and one r.f. pentode and the second frequency change to 5.2 Mc/s is effected in a double triode. The cascode-pentode amplifier and triode mixer are followed by two 5.2-Mc/s i.f. stages and together they provide a high i.f. amplification at a low noise level. This portion of the receiver can be used independently if required and

a 50-Mc/s external signal applied to the 50-Mc/s cascode amplifier and the amplified output taken from a cathode follower after the last 5.2-Mc/s i.f. stage.

Switching provides for either a.m. or f.m. reception, the latter using a Foster-Seeley discriminator and the former a crystal diode. The circuit includes an a.m. noise-limiter, "S" meter, two a.f. amplifiers and a small output pentode (6AM5) with negative feedback. The output transformer is tapped for 2.5-Ω and 600-Ω output loads. The h.t. for all oscillators and the r.f. unit is stabilized.

Other features of interest in the specification are: 15-kc/s overall i.f. bandwidth; 25-dB image attenuation at 400 Mc/s and 40-dB at 200 Mc/s; sensitivity better than 10 μ V for 15-dB signal-to-noise ratio at 50 mW output on all six ranges; built-in a.c. power supply and provision for battery operation.

The receiver is housed in one of the distinctive metal cabinets employed for all Eddystone sets, with separately calibrated scales and a subsidiary logging dial. The overall size is 16 $\frac{1}{2}$ × 15 × 8 $\frac{1}{2}$ in, the weight is 60 lb and the price is between £250 and £300. The makers are Stratton and Co. Ltd., Eddystone Works, Alvechurch Road, West Heath, Birmingham, 31.

Integrated Sound Installation

THOSE who prefer to buy an integrated sound reproducing system rather than to assemble a heterogeneous collection of units of different makes will be interested in the "Novosonic" high-quality installation recently introduced by Philips. It comprises a special record-changer, a 15-watt amplifier and a three-unit loudspeaker system.



Eddystone 150-500 Mc/s communications receiver, Model 770U.



A visual tone control indicator in the form of a variable response curve is incorporated in the AG9000 amplifier, which forms part of the Philips "Novosonic" sound equipment.

The record-changer, which can be used also for playing single records, is fitted with interchangeable crystal pickup heads. A diamond stylus is supplied with the microgroove head, and a sapphire with the standard head. Three output characteristics are available from the player unit: (1) uncorrected crystal, (2) "constant velocity", (3) "presence", in which reduced bass and a lift in the region of 4 kc/s is designed to increase the distinction between voices and accompaniment.

Two inputs are available in the main amplifier, one uncorrected and the other connected to an equalizer giving the A.E.S. (Audio Engineering Society) playback characteristic. The two inputs are controlled by a single centre-zero volume control and this is followed by separate bass and treble tone controls for which a novel indicator has been provided. Behind an indirectly-lighted graticule a flat spring, anchored at the centre, is mechanically deflected at the ends as the controls are turned, thus giving a picture of the trend of the frequency response at any given setting.

Two 8-in loudspeakers in a closed ("infinite") baffle cover the frequency range 30-300 c/s, while two smaller cabinet loudspeakers with more directional characteristics, covering 300-20,000 c/s, can be disposed at will to make the best use of the acoustic qualities of the listening room.

The complete installation costs £184 16s (inc. tax).

Transistor Receiver

A PORTABLE receiver using transistors throughout has been developed by Pam (Radio and Television) Ltd., 295, Regent Street, London, W.1, and will be known as the Model 710. It is a superhet for medium and long waves with variable tuning (176-568 metres)



Pam transistor portable radio receiver (Model 710).

on medium and fixed tuning (1500 metres) for the long-wave Light Programme.

The circuit employs eight transistors and the sequence is as follows: frequency changer, oscillator, two i.f. stages (315 kc/s) with a.g.c. on the first, detector, driver and two power output transistors in Class B push-pull. Total consumption is 35mA at 6V (from four U2 cells). A ferrite rod aerial is used for radio pick-up and the loudspeaker is a 6in X 4in elliptical type.

The price including purchase tax will be £31 10s.

Trawler Band Receiver

AMONG the new sound broadcast sets introduced recently by Pilot is one, the Model T854, which in addition to the usual short, medium- and long-wavebands covers the trawler band, the full covering being 16 to 50 metres, 50 to 180 m, 185 to 550 m and 1,200 to 2,000 m. Provision is made for an extension loudspeaker and a gramophone input. The cabinet is plastic, finished in maroon and gold, and the price is £21.

There is a companion set, the Model T85M, which is identical except that the trawler band is omitted and it embodies a built-in aerial for medium- and long-wave reception where conditions allow. This model costs £19 19s Od. Both are a.c.-operated, 5-valve (including rectifier) table-model superhets.

The makers are Pilot Radio, Ltd., Park Royal Road, London, N.W.10.

Versatile Pickup Arm

AN improved version of the B.J. pickup arm, to be known as the "Super 90", has been developed by



Adjustable counterweights and calibrated pedestal slide in the B.J. "Super 90" pickup arm.

Burne-Jones and Company Limited, Magnum House, Borough High Street, London, S.E.1.

In reviewing the original model (*W.W.* October 1954, p. 495) we pointed out that the low tracking error (less than ± 1 degree) could be realized only by careful attention to the position of the tone-arm pedestal, which must be re-set whenever the pickup cartridge is changed for one of different length. This adjustment is made in the "Super 90" by a built-in guide with calibrated scale, and detailed instructions are given for setting up with most of the leading British and American pickup cartridges. Two plug-in plastic shells are provided with each arm, for housing alternative cartridges.

An additional feature of the new design is the counterweight system which uses continuously adjustable slide weights in conjunction with fixed lead discs contained in a recess below the nameplate. The price of the "Super 90" is £16 9s.

Precision Photographic Timer. — In the circuit diagram, Fig. 4, page 73 of the February issue the diode 6H6(a) should be reversed i.e. cathode joined to the anode of the EF37 integrator valve.

MAGNETIC



Control panel showing level indicator, main switch, pilot lamp, high and low-level inputs and the volume and tone controls.

THIS amplifier was designed as a self-contained unit to feed a high-quality loudspeaker and can, with minor modifications, be used for recording and reproduction in conjunction with any of the leading makes of tape mechanism.

Briefly, the requirements to be satisfied included the following:

- (1) Adequate output, comparable with that accepted in other types of high-fidelity equipment.
- (2) Wide-range tone controls, operative on all functions.
- (3) Availability as a normal gramophone and

microphone amplifier, with possibilities for professional public address work.

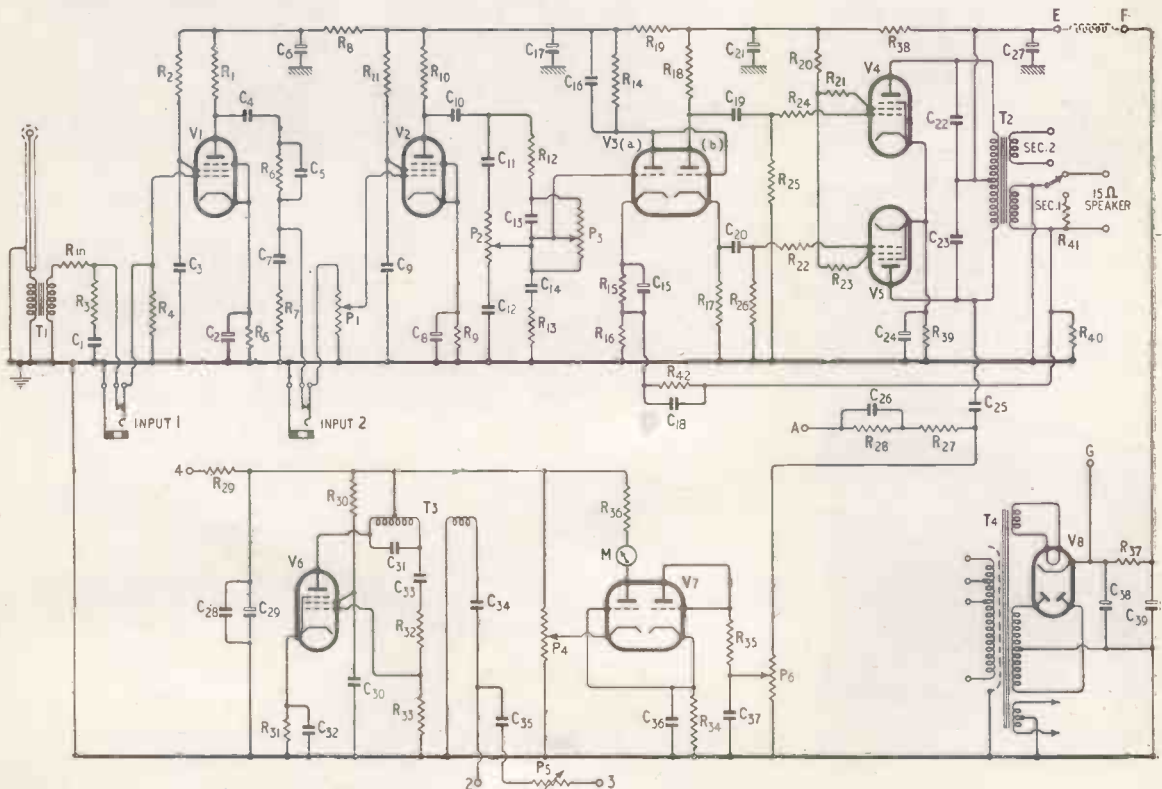
(4) Alternative output to feed cutter head for "dubbing" from tape to disc.

(5) Reasonable simplicity and portability.

Throughout the development work something more than favourable distortion figures and frequency response curves has been aimed at, and the choice between alternative prototypes of similar measured performance has been made on the aural judgment of experienced listeners.

The amplifier, as shown in Fig. 1, is intended

Fig. 1. Complete circuit diagram of amplifier. External connections are marked to correspond with the terminal boards on the Wearite Type 2A "Tapedeck".



TAPE AMPLIFIER

By ARTHUR W. WAYNE*

Versatile Design with an Output of 12 Watts

for use with the "Wearite" Type 2A "Tapedeck". Versions have been made for other decks, notably the "Reflectograph" which is fitted with "Brad-matic" high-impedance heads. The alterations necessary are given in Appendix 2 and Fig. C.

Transformer T1 is the Wright & Weaire Type 977, and any possibility of reflected resonances is damped by R_{1n}, R₃, C₁, which also comprise the first bass-lift circuit, operative only on replay. (This, of course, is the usual gramophone type equalization, but with constants chosen to bring the crossover point considerably higher up the

scale.) R_{1n} ensures that T1 is properly loaded at all frequencies. The output from T1 is taken to the grid of V1 via input 1, which automatically disconnects T1 when a jack is inserted. V1 is used as both a tape and microphone pre-amplifier, and the output from its anode is connected, via correction circuit C₅, R₆ shunted by C₇, R₇, to input 2 and P1 which in turn feeds the grid of second pre-amplifier and tone control valve V2. It may be objected that C₇, R₇ should not be in use on "Record," but it will be found

* Shirley Laboratories Ltd.

LIST OF COMPONENTS

Resistors

R ₁	100 kΩ, high-stability 5%
R ₂	1 MΩ, high-stability 5%
R ₃	100 kΩ
R ₄	470 kΩ
R ₅	1 kΩ, high-stability 10%
R ₆	47 kΩ
R ₇	100 kΩ
R ₈	47 kΩ
R ₉	2.2 kΩ, high-stability 10%
R ₁₀	250 kΩ, high-stability 5%
R ₁₁	1.5 MΩ, high-stability 10%
R ₁₂	250 kΩ
R ₁₃	33 kΩ
R ₁₄	1 MΩ
R ₁₅	2.2 kΩ
R ₁₆	47Ω
R ₁₇	100 kΩ - 87kΩ (See text)
R ₁₈	100 kΩ (See text)
R ₁₉	47 kΩ
R ₂₀	150Ω
R ₂₁	47 Ω
R ₂₂	4.7 kΩ
R ₂₃	47 Ω
R ₂₄	4.7 kΩ
R ₂₅	680 kΩ
R ₂₆	680 kΩ
R ₂₇	47 kΩ
R ₂₈	47 kΩ
R ₂₉	1 kΩ, 3 watt
R ₃₀	33 kΩ
R ₃₁	220 Ω
R ₃₂	47 kΩ { or 100 kΩ
R ₃₃	47 kΩ { wire-wound pot.
R ₃₄	10 MΩ
R ₃₅	100 kΩ
R ₃₆	100 kΩ
R ₃₇	500 Ω, 10 watt
R ₃₈	4.7 kΩ, 2 watt
R ₃₉	130 Ω, 4 watt
R ₄₀	1 kΩ
R ₄₁	15 Ω, 10 watt

R₄₂ 1 kΩ

R_{1n} 47 kΩ

All resistors ½ watt, 20% except where otherwise stated.

Capacitors

C ₁	3000 pF
C ₂	50 μF
C ₃	0.05 μF
C ₄	0.05 μF
C ₅	500 pF
C ₆	16 μF
C ₇	3000 pF
C ₈	25 μF
C ₉	0.05 μF
C ₁₀	0.05 μF
C ₁₁	500 pF
C ₁₂	3000 pF
C ₁₃	1000 pF
C ₁₄	0.01 μF
C ₁₅	50 μF
C ₁₆	500 pF
C ₁₇	16 μF
C ₁₈	220 pF (see text)
C ₁₉	0.05 μF
C ₂₀	0.05 μF
C ₂₁	16 μF
C ₂₂	5000 pF
C ₂₃	5000 pF
C ₂₄	25 μF
C ₂₅	0.25 μF
C ₂₆	1000 pF
C ₂₇	16 μF
C ₂₈	0.25 μF
C ₂₉	16 μF
C ₃₀	0.05 μF
C ₃₁	3000 pF
C ₃₂	0.1 μF
C ₃₃	5000 pF
C ₃₄	0.05 μF
C ₃₅	5000 pF
C ₃₆	0.05 μF
C ₃₇	1000 pF

C₃₈ 50 μF

C₃₉ 50 μF

Potentiometers

P1	500 kΩ, log.
P2	2 MΩ, log.
P3	2 MΩ, log.
P4	1 MΩ, linear
P5	10 kΩ, wire-wound, linear
P6	100 kΩ, log.

Valves


V1	EF86
V2	EF86
V3	ECC83
V4	EL84
V5	EL84
V6	EL90 or EL34
V7	ECC83 or ECC35
V8	EZ81

Transformers and Coils

T1:	Wright and Weaire, Type 977.
T2:	Output transformer; Pri. 7.600 Ω anode-to-anode; Sec. 1, 15 Ω; Sec. 2 as required. (Wynall Transformers Ltd., Retreat Road, Richmond, Surrey. Type WG1536 or Type WA219.)
T3:	Wright and Weaire, Type 579.
T4:	Mains transformer. Pri. (as required), screened; Secs. 310 — 0 — 310 V, 120 mA; 6.3 V, 3½A centre-tapped; 0 — 5 — 6.3 V, 2½A.

Meter

0 — 1 mA scaled 0 — 10, with overload mark at 7½. (Sifam, Type M202).



Underside of chassis, showing positions of the principal components. Only the output transformer, and, of course, the valves appear on the top of chassis. From left to right the components on the tag board are: R_{27} , R_{21} , R_{23} , C_{18} , R_{25} , R_{26} , C_{20} , R_{16} , R_{17} , R_{15} , C_{16} , R_{14} , C_{11} , R_{12} , R_{10} , R_{11} and R_8 .

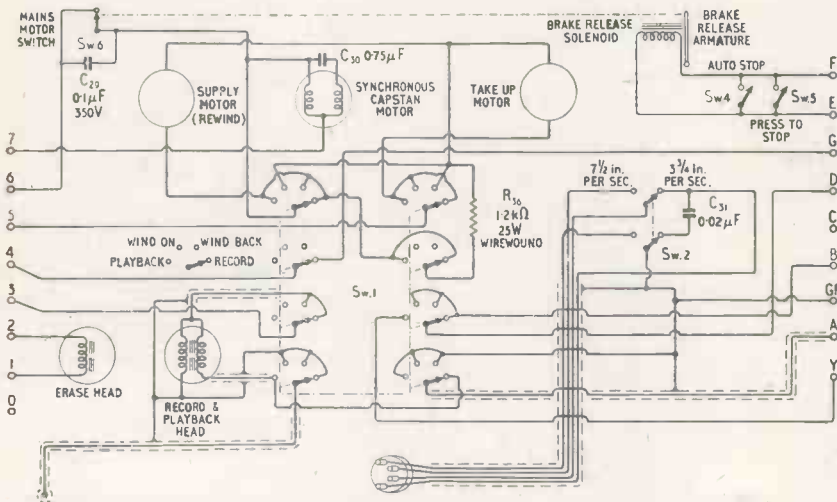


Fig 2. Connections of the Wearite "Tapedeck". When used in conjunction with the circuit of Fig. 1 the speed-change equalizer connections (terminating in a 4-pin plug) are not required.

easy to compensate almost exactly for their effect by intelligent manipulation of P3. However, the purist has only to make use of the spare bank on the deck switch to cut them out of circuit when desired.

C_{11} , C_{12} , C_{13} , C_{14} , R_{12} , R_{13} , P2, P3, together comprise a tone-control circuit giving up to 18 dB bass lift and cut, together with 14 dB treble lift and 18 dB cut, the variable controls being notably effective throughout their ranges. Flat positions are approximately in the middles of rotation. V3(a) is a voltage amplifier, direct coupled to V3(b) phase-splitter. Negative feedback is

applied to the cathode of V3(a) via R_{12} and R_{10} , phase correction at high frequencies being provided by C_{18} . With some output transformers, alteration of the value of C_{18} may be necessary to avoid r.f. oscillation on transients.

Alternative values are given for R_{17} . While, theoretically, R_{17} should be equal to R_{16} , measurement with a valve voltmeter will often show a discrepancy in grid drives to V4 and V5 on sine-wave inputs; and a reduction of R_{17} to some fraction of R_{16} will then be necessary to restore balance. $R_{17} = 87 \text{ k}\Omega$ is a usual figure.

V4 and V5 constitute a conventional Class AB₁ output stage capable of delivering 12 watts at very low distortion. As a matter of fact, it is possible to drive these valves up to nearly 18 watts before distortion becomes aurally objectionable, but if outputs up to 35 watts or so are required, EL34s should be substituted for the EL84s, a GZ34 for the EZ81, and h.t. for the anodes taken directly from the rectifier cathode, with a 64 μF , 450-V working, condenser as reservoir. A 100-mA, 20-henry choke is used in place of R_{27} , R_{15} is omitted, R_{17} and R_{16} are

increased to 150 k Ω , and C_{27} and C_{21} are increased to 32 μF , T2 is wound for an anode-to-anode load of 4000 ohms, while T4 must deliver 250 mA.

The screens of the output valves are fed via the common resistor R_{20} , thus ensuring balance with unmatched valves. Drive to the recording head is taken from V5 anode via isolating capacitor C_{25} , R_{27} to simulate constant-current conditions, and R_{26} , C_{26} main equalizer. C_{16} , C_{21} , C_{33} are to keep bias voltage from the grids of V4 and V5 during "Record," and with careful layout may be omitted, when the response of the

(Continued on page 123.)

amplifier from V2 is sensibly flat from 20c/s to 50,000 or 60,000 c/s, and still significant at 120,000 c/s and beyond. S1 is a change-over switch for loudspeaker muting, although it is possible to work with the output transformer secondary open-circuited, the voltage rise being only of the order of 0.5 dB. R₁₀ is to prevent possible instability on open circuit. The third secondary is wound to the required cutter-head impedance, and although a higher output and standard corrections would have been desirable for cutting, in practice it has been possible to produce discs of professional quality, once the tone-control settings have been determined with a standard tape and test disc.

Grid drive to the oscillator valve, V6, may need adjustment for optimum results, particularly if it is an EL34, and some constructors may prefer to substitute a variable potentiometer for R₃₂, R₃₃. This should be wire-wound, and in this connection it may be useful to mention that A.B. Metal Products supply small wire-wound pots up to 100-k Ω , (Clarostat, Type 58). C₂₀ provides a gradual decrease of bias volts on breaking the h.t. supply, to avoid magnetizing the heads and C₂₅ stops r.f. getting into the power supply, should C₂₀ be of high power-factor. P₅ is adjusted with the heads connected until the recommended bias voltage appears across the record head. This value will be found indicated under all "Wearite" decks, and is individual for each specimen. It is usually between 11 and 13 V. V7 is used in a simple voltmeter circuit for overload warning and has been fully described in *Wireless World* for April, 1953 (p. 166). The "hang" of the meter needle can be adjusted by alteration of R₃₄ or C₃₀, but the values given will serve for most purposes.

The power pack, which must be on a chassis separate from the amplifier, at first sight seems a little unusual for a class AB₁ supply. The large values of C₃₈ and C₃₉, however, tend to keep the voltage across C₃₀ constant under full drive conditions, and no difficulty has been encountered in use. It will be noted that the h.t. feed to V6 is taken via the switch between G and 4 from the cathode of V8, and to avoid the voltage drop across R₃₇. Another point is that the current through the deck solenoid — between E and F on the deck tags — is rather more than Wright and Weaire's rating; but as it is only about 70mA under quiescent conditions, and does not exceed about 100mA on full drive, no difficulties will be encountered. As a matter of interest, one of these amplifiers has been left running for more than eight consecutive hours, and the temperature rise in the coil has been hardly noticeable.

Sensitivity of the amplifier is about 40-mV at input 2, and 1 to 1½-mV at input 1. It is difficult to evaluate the residual noise and hum levels to be expected, but in amplifiers that have been built, it is quite impossible to hear them working with V2 grid short-circuited, even with full bass boost and the ear close to the speaker. With P1 at full gain, and grid V1 short-circuited, the noise is still

difficult to measure, and with the head connected, under normal playback conditions, it should be about 75-85 dB down. This satisfactory result is almost certainly due to the excellence of the EF86 as a pre-amplifier valve.

For setting up, it would be impossible to improve on the instructions given by J. M. Carter in the May 1953 issue of *Wireless World*; but an additional note or two to constructors may be helpful. R₁, R₂, R₃, R₄, R₅, R₁₀, R₁₁ are all high-stability resistors. P1 is where it is to accommodate a variety of inputs, and in view of the gain from the grid of V1 to the output (75 dB or so), it should be chosen with care. The author's preference is for the "Clarostat" type 37, which is virtually noiseless. C₂₅ must be

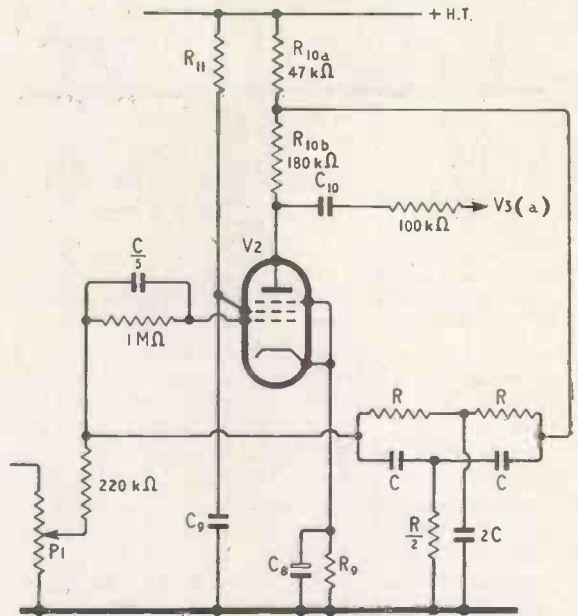


Fig. A. Alternative high-frequency pre-emphasis circuit for recording.

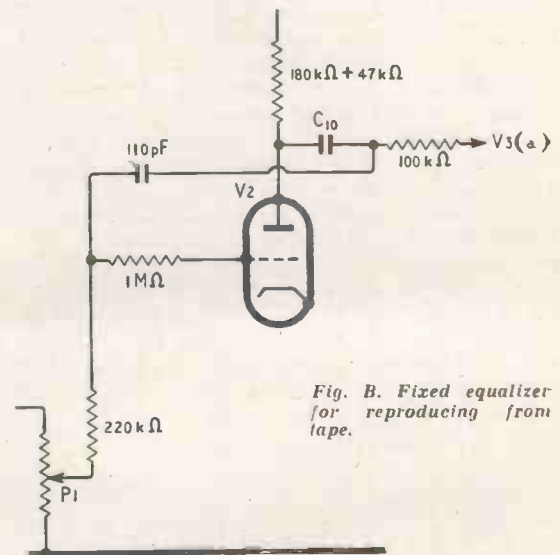


Fig. B. Fixed equalizer for reproducing from tape.

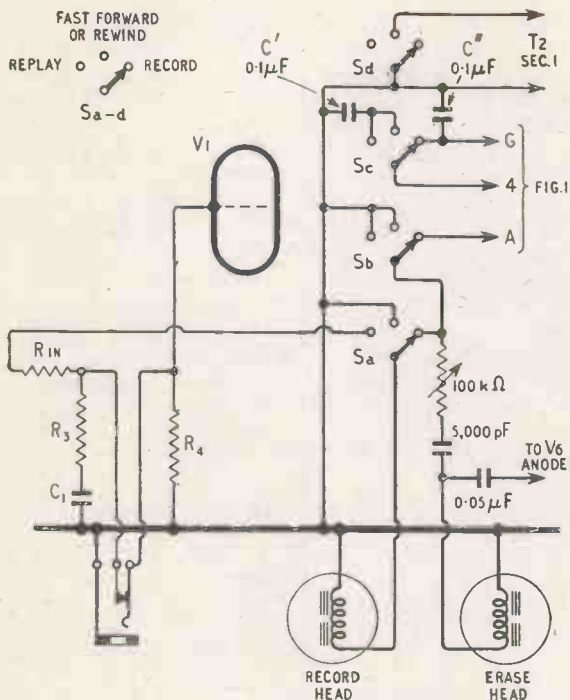


Fig. C. Modifications to the circuit of Fig. 1 for use with tape mechanisms fitted with high-impedance heads.

of very high insulation, as d.c. on the heads will result in noisy recordings. Letters on Fig. 1 refer to the tags on the underside of the "Wearite" deck (Fig. 2), but can without difficulty be translated to decks of other makes. It should be observed that tags B, D and Y are available for speaker muting, but these must be ignored if the amplifier is to be used also for gramophone reproduction. Screened leads and co-axial sockets must be used for the head feed, with screened leads for the bias and erase feeds also. The head lead will almost certainly need to be lengthened on the "Wearite" deck, and it is better here to fit a new piece of the required length, rather than splice. The recommended valves should not be departed from if it is desired to duplicate the performance of the original amplifier, as it is actually designed round them.

Construction must be meticulous, and a suggested layout may be seen on the photograph. All returns should be to a bus-bar earthed only at the input socket, and the simplest way to achieve this is to bring the returns to the spigots of the associated valve holders, joining these by a 16 s.w.g. tinned copper wire. The chassis in the photograph is 10½ in × 7 in × 2 in, and internal screens are fitted to isolate the oscillator and pre-amplifier stages, while a metal plate covers the whole bottom, thus making an enclosed box.

APPENDIX (1)

IT will be found that recording, in general, is best done with P3 at the 11 or 12 o'clock position, and P2 at about 2 o'clock. On replay, the settings

are P3 at 3 o'clock and P2 at 12: but a few test tapes will soon show the best settings to suit the material being recorded, the acoustics of the room, and the taste of the operator. These settings refer to a tape speed of 7½ in/sec., and for 3½ in/sec., others will, of course, be required. In theory, the whole equalization curve should be shifted bodily to the left, but in actual practice, apart from scientific and similar applications, manipulation of the tone-controls will permit of very satisfactory results.

For more stringent requirements, the circuit alterations shown in Fig. A and B are suggested. However, it will be found that unless the conditions are exceptional, these refinements are unnecessary as, using a three-head deck with two amplifiers, and recording from a disc or broadcast, it is quite impossible, on switching from input monitor to tape output to determine which is the recorded and which the original signal.

Referring to Fig. A, V2 is used as a feedback equalizer. R_{10a} is approximately one fifth of $R_{10a} + R_{10b}$, and the twin-T network is calculated for a "resonant" frequency $f = \frac{1}{2\pi RC}$,

more conveniently $\frac{159}{R(k\Omega) \times C(\mu F)}$. Taking

$f = 10.6$ kc/s and $R_0 = 1$ MΩ, then $R = 200$ kΩ and $C = 75$ pF provides a lift at this frequency of almost 18 dB, which is, in effect, a loss of 18 dB in overall amplifier gain. This is compensated by the removal of the tone-control network, taking C_{10} direct to the grid of V3(a), earthing this with a 330 kΩ leak, and breaking the junctions of C_{10} with C_{11} , R_{12} , and P3 and the grid of V3(a). This increases the gain by the loss in the network, which is approximately 20 dB, thus restoring the status quo. C_{20} is not required.

On replay, the twin-T network is switched out of circuit, and the simple feedback arrangement of Fig. B switched in. This gives a lift of nearly 20 dB at about 50 c/s; but it should not be forgotten (1) that the curve is asymptotic, (2) there are certain very low frequency noises inseparable from the process of magnetic recording; so if the speaker and output transformer are capable of really effective bass reproduction, a twin-T network calculated for $f = 50$ c/s might be more advisable. When calculating treble equalizing networks, f should be (approximately): 3½ in/sec, 5.25 kc/s; 7½ in/sec, 10.5 kc/s; 15 in/sec, 21 kc/s.

APPENDIX (2)

FOR use with Reflectograph, Truvox and other decks fitted with high-impedance heads, certain modifications to the amplifier circuit will be necessary. Those shown in Fig. C have proved effective.

Referring to Fig. 1, T1, P5, C_{24} and C_{35} will not be required, and bias and erase currents are taken from the anode of V6, that is, the primary

of T3, the secondary being left floating. Points E and F are joined. In Fig. C the 4-pole, 3-way switch may be of the ordinary wave-change variety, as it is not essential to use a screened switch with the arrangements given. The "H" type switch made by A.B. Metals Ltd. is very suitable.

The live side of the record head is connected to Sa as indicated, so that in position 1, it is taken directly to the grid of V_1 via R_{1a} and input 1. In position 2, it is earthed, and in position 3, it is joined to point A in Fig. 1 via the rotor of Sb. It is also connected to the bias supply which, in this position, is fed with h.t., via Sc, from G in Fig. 1. Sc also switches C and C' to suppress any tendency to arcing on breaking the oscillator h.t., while Sd is merely to provide speaker muting when running the tape fast forward or when rewinding.

The oscillator is tuned for a frequency between 45 kc/s and 60 kc/s, and the voltage at the heads, measured with a valve voltmeter, should be :

"Truvox" deck. Record head, 45V-55V, erase head, 100V-120V.

"Reflectograph" deck. Record head, 120V-135V, erase head, 200V-250V.

At 250V, the "Reflectograph" erase head takes about 5 watts, and this is rather on the high side for an EL90; but it will be found that, providing the recording bias is kept to the minimum compatible with good reproduction, 150 V a.c., driving about 3 watts through the erase windings, will give a very clean wipe. Otherwise, it may be better to use an EL34 for

V6, in conjunction with the oscillator coil obtainable from Allen Components Ltd. of 197 Lower Richmond Road, Surrey.

Braking current for the "Truvox" deck is taken, through a 750-ohms, 5-watt resistor, from the junction of R_{37} and C_{38} . Although the drain on V8 is heavy, it is only momentary, so damage to the valve is unlikely.

Setting up for the decks follows, generally, the same procedure as that given for the "Wearite"; but if a little roughness can be detected in the reproduction of a continued sine-wave signal from the older "Truvox" decks — a particularly brutal test, incidentally — improvement can often be effected by judicious adjustment of the pressure arms. This, however, is a skilled job calling for much patience, and should not be undertaken lightly.

PRINTED CIRCUIT PORTABLE

WHAT is believed to be the first commercial receiver to be made in any quantity in this country by the printed circuit technique is now in production at the Newhaven factory of the Champion Electric Corporation. The design was completed some time ago but difficulty in obtaining components suitable for large-scale production with printed circuits held up the actual launching of the set. As it is, considerable ingenuity has had to be applied so that readily available parts could be employed.

The set, which is described as the "Travler" (or Model 844), is a 4-valve portable fitted with 25-mA economy battery valves and a ferrite-rod aerial. It covers the medium and long wavebands, includes a 5-in loudspeaker, measures $12 \times 9 \times 3\frac{1}{2}$ in and weighs 4 lb.

Development in Printed Circuitry

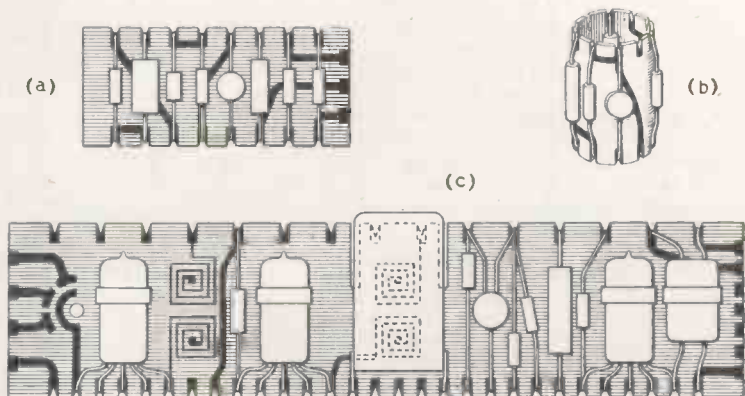
EDGEWISE dip-soldering is among the latest developments in printed circuit technique. In its simplest form it can be applied to a terminal board provided with notched edges and with the desired wiring printed by any of the customary methods on one or both sides and with all soldering points located in the notches. The components are assembled and temporarily held in place by bending their wire ends around the card at the appropriate notches and when complete the edges of the strip are fluxed and dipped into the solder pot. Small metal clips placed in the notches serve to make interconnections between front and back wiring, or the component leads can be utilized for this purpose.

Some examples of this form of construction are shown in the illustrations. One is a plain tagboard, carrying resistors and capacitors; another is bent to form a cylinder with components on the inside and the outside, while a third is a more complex assembly with valves and coils.

Three examples of the edge dip-soldering technique for printed circuit plates developed by Du Mont in America; (a) a simple tag-board, (b) cylindrical assembly, (c) complex circuit with valves and coils.

Some of the advantages claimed for the notched-edge dip-soldering technique are that both sides of the board can be utilized for mounting components. As only the edges are dipped in the solder, a minimum of flux and solder is employed. The wiring does not pick up solder, while heat from the soldering pot (which can be a narrow trough) is applied only to the edges of the printed circuit element.

The idea originated in the Du Mont Instrument Division in America and was described in the December 1955 issue of *Tele-Tech and Electronic Industries*, from which the accompanying illustrations are taken.



AUTOMATIC WIRING

IN circumstances which dictate the use of conventional circuit wiring rather than "printed" circuitry, it would be convenient to carry out the wiring automatically when the quantities required are sufficiently large.

An experimental machine (Type M4) developed by Bell Telephone Laboratories employs the solderless wrapped jointing principle evolved by R. F. Mallina.* The wire is wrapped mechanically round a rectangular

terminal pin and bites into the corners to give a stable low-resistance contact.


The wrapping tool has a power-driven spindle and is moved into a number of predetermined positions along guides, rather like the slide rest of a lathe. At the beginning of each operation the tool picks up the end of the wire from the supply reel (seen at the left of the photograph) and bares the insulation. The start and

finish of each wire is determined by the information contained in a punched paper strip which is "read" by electrical contacts in association with a number of relays.

In the left-hand picture it will be seen that the machine has two heads; it is "ambidextrous" and can wire both sides of a panel without removing it from the machine.

* B.S.T.J. Vol. 32, p. 523 (May 1953).

The designer, R.F. Mallina, examining the "programming" tape. Typical sub-assemblies are shown on the right.



Phonetic Alphabets

YET another phonetic alphabet for use in radio-telephony was introduced on March 1st. This is the third or fourth official list to be promulgated in just over eight years.

It will be recalled that three or four years ago the International Civil Aviation Organization introduced a word-spelling alphabet which was compiled with a view to the words being readily recognized by those whose mother tongue is not English. It was, however, strongly criticized and many of the member countries of I.C.A.O. refused to adopt it, so that its introduction increased rather than diminished the confusion so far as air radio operators were concerned.

It was given the approval of the North Atlantic Treaty Organization and eventually adopted (in 1952) by the Ministry of Civil Aviation. However, the volume and strength of criticisms were such that I.C.A.O. member countries were asked to submit proposals. A committee was, therefore, set up by the Ministry of Transport and Civil Aviation including representatives of the civil air-line operators, the Armed Forces and phoneticians, and six changes were suggested. These were Charlie (instead of Coca) for C, Fox (Foxtrot) for F, Mike (Metro) for M, Nugget (Nectar) for N, Uniform (Union) for U and X-ray (Extra) for X.

Some of these suggestions have been included in the new phonetic alphabet which is to be used by all N.A.T.O. forces and by civil air-line operators from March 1st. We give below the new alphabet in the first column, followed by the 1951 I.C.A.O. list, the Able-Baker-Charlie list and the somewhat cumbersome words listed in the final acts of the Atlantic City International Radio Conference of 1947. The syllables to be emphasized are shown in heavy type in the new list.

On the marine side we understand that no change is being made. For working between British ships and British coast-stations the Able-Baker-Charlie list will continue to be used and for international working the Atlantic City phonetics. It will be recalled that during the war the Armed Forces adopted Able-Baker in place of the old Ack-Beer.

A	Alfa	Alfa	Able	Amsterdam
B	Bravo	Bravo	Baker	Baltimore
C	Charlie	Coca	Charlie	Casablanca
D	Delta	Delta	Dog	Danemark
E	Echo	Echo	Easy	Edison
F	Foxtrot	Foxtrot	Fox	Florida
G	Golf	Golf	George	Gallipoli
H	Hotel	Hotel	How	Havana
I	India	India	Item	Italia
J	Juliet	Juliet	Jig	Jerusalem
K	Kilo	Kilo	King	Kilogramme
L	Lima	Lima	Love	Liverpool
M	Mike	Metro	Mike	Madagascar
N	November	Nectar	Nan	New York
O	Oscar	Oscar	Oboe	Oslo
P	Papa	Papa	Peter	Paris
Q	Quebec	Quebec	Queen	Quebec
R	Romeo	Romeo	Roger	Roma
S	Sierra	Sierra	Sugar	Santiago
T	Tango	Tango	Tare	Tripoli
U	Uniform	Union	Uncle	Upsala
V	Victor	Victor	Victor	Valencia
W	Whisky	Whisky	William	Washington
X	X-ray	Extra	X-ray	Xantippe
Y	Yankee	Yankee	Yoke	Yokohama
Z	Zulu	Zulu	Zebra	Zurich

TELEVISION SIGNAL RECORDING

Proposal for a New Method Giving

Better Quality Pictures

By W. WOODS-HILL*

WHEN a television programme is to be recorded for later re-transmission the usual method is to employ apparatus consisting basically of a cine camera mounted in front of a television receiver to photograph the images which appear on the cathode-ray tube screen. There are certain drawbacks to this arrangement, which results in a loss of definition obvious to anyone who has witnessed a "telerecording."

This loss of definition springs from many sources in the long chain of processes which the picture elements must follow between leaving the camera and eventual display on the receiver cathode-ray tube, but the most degrading are (a) stroboscopic effects, and (b) the finite size of the spot (hence the lines) and the grain of the c.r.t. used for recording. There are others, of course, but most of these are common to the ordinary television transmission of cine films, and can be ignored as they introduce no distortion other than that considered normal to satisfactory picture reproduction.

The proof of this is that a transmission of normally photographed cine film on the B.B.C. television service gives a final picture equal and very often superior to that of live broadcasts. The system to be described proposes to eliminate (a) above and reduce (b) to tolerable limits by recording the picture elements on 35-mm film without ever producing a picture recognizable as such until it is reproduced on a monitor or television receiver.

"Sound-Track" Principle

If a cine film could be made to travel fast enough, say 200 feet per second, then the electrical signals from a television camera could (assuming suitable amplifiers) be injected into the normal sound track of a 35-mm sound film, and the 3-Mc/s picture components would be recorded in variable area and later (after processing) reproduced. This 200 feet per second could, because modern film emulsions have a very fine grain size, be reduced to say 100 feet per second, if special care was devoted to the slot and optical arrangement, to say nothing of the light modulator.

Nevertheless, the suggestion is quite impractical because very long lengths of film would be required for a 15-minute programme, and the mechanical problems attendant on such fast-moving film would be almost insurmountable. If, on the other hand, the film is moved at normal or twice normal speed and the recording slot is made to travel over the film, or, more correctly, made to appear to travel at the required speed over the entire usable surface of the 35-mm film (not just one edge), then the system becomes more practical.

Further, if this apparent rapid movement of the "slot" is produced by electronic means, then there will be no extra mechanical problems to solve. Such a movement could be achieved in the following way.

A spot is made to traverse continuously from left to right the face of a cathode-ray tube in much the same way as in an oscilloscope. The movement is produced by a time-base synchronized to the line pulses and applied to the X plates. The Y plates of the tube are energized by a 15-Mc/s radio-frequency voltage giving a vertical deflection of, say, 1 inch. This r.f. is modulated by the picture signal from the camera.

The effect of this is to produce a vertical bar of light which is swept across the face of the tube and whose height at all instants is proportional to the picture modulation. This is now reduced by optical means so that the resultant image is less than 1/200 of the height of a 35-mm film frame and the length of sweep is just sufficient to go from one edge of the usable film to the other. This arrangement is shown in diagrammatical form in Fig. 1(a). If the sensitive film is now moved continuously past the optical system a trace will be recorded on the film similar to that depicted in Fig. 1(b). The similarity to a television raster is obvious but of no great significance.

To replay this recording after processing requires but to pass the film through the apparatus again, with the "slot" now unmodulated but scanning as before, and pick up the light variations produced by the recording on a photo-electric cell.

Before going into details about the modulation and intricacies of ensuring correct registration during playback, the following points should be noted. (1) That this is a proposed system for recording in black and white the equivalent of the electrical waveforms produced continuously by a television camera or transmitter and need therefore take no account of interlacing or frame synchronizing. (2) In a television system of 400 lines and a bandwidth of 3 Mc/s there are some 600 picture elements per line, i.e., a picture with maximum possible transmitted detail would only produce 300 sine waves per line. (3) About 15% of any line

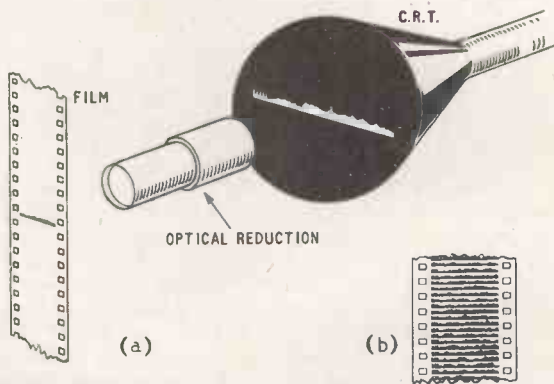


Fig. 1. (a) Essentials of the proposed recording system, with (b) showing how successive traces would appear on the film.

* British Tabulating Machine Company.

time is devoted to the sync pulse and associated "porches".

The modulation of the radio frequency applied to the Y plates differs a bit from conventional practice inasmuch as only the top half of the envelope is allowed to vary. The lower half is clipped by diode action and therefore never displayed. The depth of modulation never exceeds 70%. The effect of these restrictions will produce a display similar to Fig. 2. To understand the need for this we must look in detail at what a portion of a recording would look like and how such a recording is played back.

Just as in conventional sound-on-film recording the length of a slot of light is made to vary in sympathy with the electrical equivalent of sounds, and there are push-pull tracks and single-sided tracks, so this system is recording vision-on-film by making the length of a slot of light vary in sympathy with the electrical modulation components of a picture. The system chosen is a single-sided-track recording because, unlike the sound track, where reference can be provided by the




Fig. 2. Magnified section of the film showing the position of the recording slot (right) relative to the traces it produces.

black edge of the film, in this case the reference edge must be provided during recording much as it is done on modern sound-tracks recorded with suppressed-silent-passage techniques. No such refinement is proposed here, but the reference is produced by the clipped lower edge of the modulation. This edge provides the reference required by the next scan, and so on. Notice that there is no need, therefore, for accurate location of the trace on the tube or film during recording. Fig. 2 shows what an enlarged section of recording might look like.

We have glossed rather quickly over the recording techniques because there are certain requirements during the playback operation which influence the recording system and they must be understood before returning.

When a film is run through a camera, even though it be a continuous-motion camera, there is always a certain amount of "wandering." This wander is present even though the same apparatus is used for recording as for playback. This unpredictable movement is small, measured in thousandths of an inch, but is more than can be tolerated in the proposed system because of the minute size of the recording track. Refinement of the film-moving mechanism would be expensive and tedious, so the solution is to nullify the effect of the wander by means of a servo circuit which automatically alters the position of the scanning beam during playback in sympathy with any wander which might occur during recording or playback. This movement is slow in relation to the scan frequency and will be of the order of one scan width in 100 or more.

During the line blanking period a burst of 1-Mc/s modulation is injected. As the flyback is very rapid

a portion of the line blanking period appears on the left of the film, complete with 1-Mc/s sine wave. This can be seen in Fig. 2. During playback the image of the "slot" is maintained normally at full amplitude such that its upper extremity travels somewhere in the first 10% of the previous recorded scan and its lower limit is in the first 20% of the present scan. These approximate positions are shown in Fig. 2. As this image sweeps across the recording the amount of light transmitted through the film on to the photocell will be modulated by the configuration of the recording.

When the slot image reaches the end of the scan and flyback occurs, the 15-Mc/s radio-frequency is suppressed so that the slot shrinks to a spot. If the registration during the last scan has been correct, the spot will travel just over the peaks of the sine waves, producing a small amount of 1-Mc/s component in the photo-electric cell and hence the output channel. If the spot is too high no 1-Mc/s output will result and if it is too low then a very large 1-Mc/s output will be produced.

The output channel of the video amplifier is sampled during the line blanking period by means of a gate and these samples are amplified, rectified, and, after RC filtering, applied to the Y plates of the tube.

It is clear that if the correct phase relationship is maintained the beam position will adjust itself so that the amplitude of 1-Mc/s voltage produced will cause a recharging of the RC filter by an amount just sufficient to balance the leakage during the previous scan period. Should the beam be positioned too high, the charge will not be replenished and the beam will drop; if it is too low the charge will be greater and move the beam up. The values in the RC filter must be sufficiently large to give only a small change during any one scan but not so large as to be unable to follow the wander introduced by play in the mechanical components.

Circuit Arrangement

Fig. 3 shows in block form the sort of circuits required. They will consist of two main blocks (inside the dotted squares), one for the recording chain and one for the playback servo circuits.

The recording circuits (on the right) consist of two oscillators. The 15-Mc/s oscillator feeds the modulator, which consists of quite a normal low-power anode-modulated power amplifier stage, containing a means for altering the amount of r.f. drive (negative bias) as a "slot length control" and a diode clipper stage for removing the lower half of the modulation. The 1-Mc/s oscillator feeds the input of the modulator together with the camera signal line. This oscillator will only be energized during line blanking whilst recording.

The playback servo circuits (top left) will consist of a sampling gate, which is open only during line blanking, feeding a tuned r.f. 1-Mc/s amplifier which in turn feeds a diode rectifier and RC filter network. The output of this network is applied as a d.c. shift potential to the Y plates of the c.r.t. and picks up the output of the modulator on its way.

This playback servo chain is, of course, fed from the photocell output via the video amplifier, which also feeds the monitor and transmitter. During the playback the 15-Mc/s oscillator and modulator will still be required because the "slot" is produced by the output of the modulator, but, it will be remembered, this r.f. is partly suppressed during flyback to allow sampling of the 1-Mc/s beam positioning burst. This suppression

is achieved by injecting line blanking signals into the modulator during playback. The last block is the time base which is quite conventional. All the circuits which feed the tube deflection plates have been shown as single-ended for simplicity, but would in practice be push-pull for the usual reasons.

The limitations of the highest recordable frequency on such an apparatus are expected to spring from three main causes: (a) finite spot size and halo, (b) afterglow, and (c) tube-screen grain and film-base noise; also the film emulsion.

The effect of (a) will be minimized, apart from using a special c.r.t. fluorescent screen material, by making this tube as large as convenient and running it at high voltages to ensure a sharp focus and, if possible, running it at such a low intensity that the halo is below the "knee" of the film emulsion characteristic.

Regarding (b), afterglow will show up on both the recording and the playback operations as fogging and noise. The "fall away" of glow in oscilloscope tube screen is rapid during the first few micro-seconds, but flattens off with time, so that the above remarks about operating near the "knee" of the response curve will apply here.

Film-Base Noise

On the question of (c), the problem of screen grain will be expanded later. Film-base noise will presumably be of an order equivalent to that produced with standard photographic picture techniques. A possible way of reducing this is by having a white opaque base and picking up the light modulation on the photo cell by reflection from the emulsion side and not by transmission through the film base at all. The capacity of the emulsion to record clearly the small details should be quite adequate. The amazing definition achieved with the so-called "microfilm" is ample proof of this.

There are many other interesting aspects to this

Fig. 3. Block schematic of the system, giving some idea of the kind of circuits required. The recording chain is in the right-hand dotted square while the playback servo circuits are in the top dotted square.

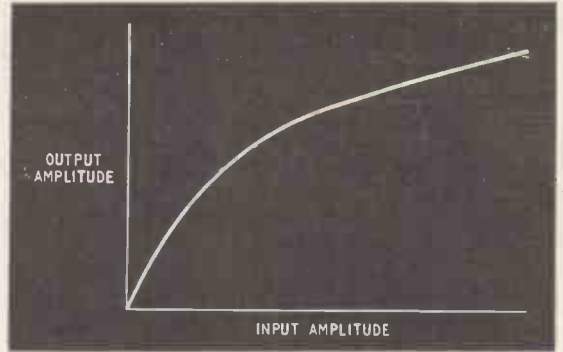
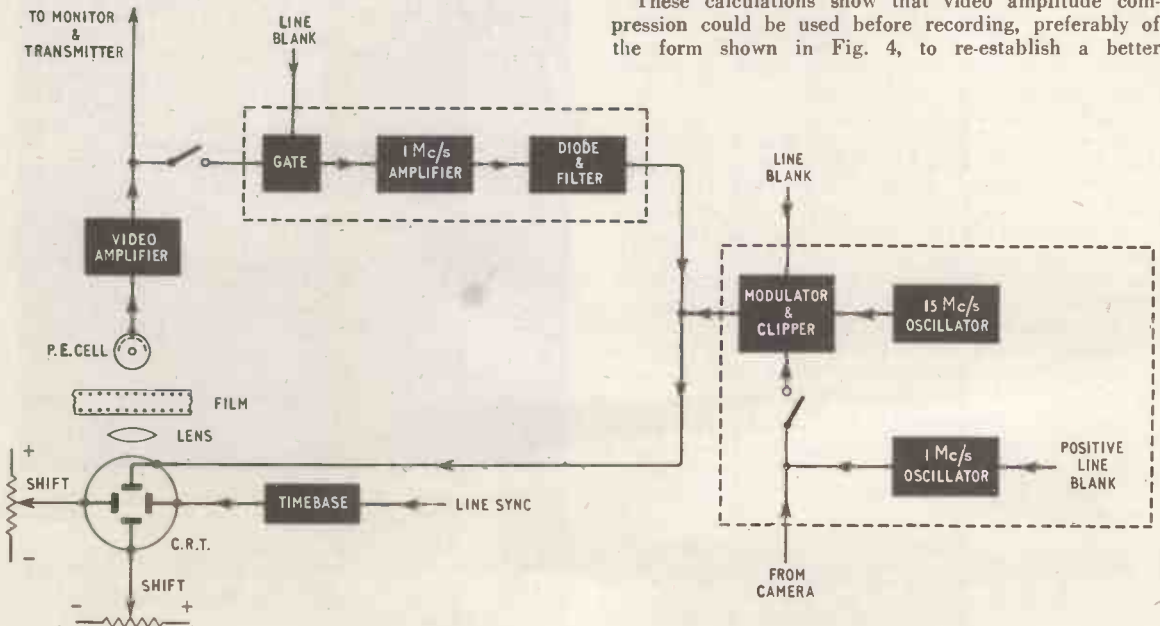


Fig. 4. Recording characteristic with video amplitude compression.

proposal, but an extract from the calculations to ascertain the size of the smallest detail to be recorded would not be out of place here.

Assuming the film is running at twice normal speed, then 200 scans must be accommodated in a little over 0.75 inch. (There are no partitions between frames, as there are no picture frames, in the film or television sense of the word, and the whole area of emulsion is available to record information.) Then each scan is pitched $0.75/200$ of an inch from its neighbour, but only 70 per cent of this is useful information as the modulation is kept at that level. Therefore the brightest to darkest contrast will have a height of $0.75 \times \frac{70}{100} = \frac{5.2}{2,000}$ or approximately 2.6 thousandths of an inch. Assuming that the smallest gradation of light and black is $1/10$ down on this, gives $0.75 \times \frac{70}{100} \times \frac{1}{10} = \frac{1}{20,000}$ or approximately $\frac{1}{4,000}$ of an inch. As there are 600 picture elements per line and approximately 1 inch is available across the film for this, then the smallest horizontal detail will be $1/600$ of an inch.

These calculations show that video amplitude compression could be used before recording, preferably of the form shown in Fig. 4, to re-establish a better

relationship between height and breadth detail on the film. The effect of a recording curve such as Fig. 4 is to curtail drastically the not very often used peak-whites and boost the lower and middle contrasts. The playback amplifier would have a circuit of opposite characteristics to restore to normal. A curve of this form would increase the smallest contrast to 4 times the previous, so the new smallest detail becomes $(1/1250) \times (1/600)$ where the frequency component of the signal is still less restricted than the amplitude component. On the other hand, advantage can be taken of this two-to-one asymmetry to reduce the film speed by half and record two consecutive television lines across the width of the film (the time-base repetition frequency must also be halved).

From the previous calculations we can establish the aspect ratio of the "slot", which should be at least half as wide as the smallest horizontal detail, i.e., $1/1200$ or less than one thousandth of an inch, and have a height for playback of approximately 3 thousandths of an inch, a ratio of approximately 4:1. If a tube with 10 inches of useful scan is available, then the spot must be $1/1200$ of this, which is $1/120$ of an inch—quite a tall order, but achievable. (The present "flying spot" film transmission is quite adequate.)

If the height of the slot at maximum was measured on the tube it would be only $1/32$ of an inch, which implies that the smallest contrast (vertical) detail might be lost in the screen grain. To circumnavigate this the maximum height of the slot measured on the tube should be increased to one inch and the aspect ratio restored by optical means before reaching the film.

Variable Intensity Systems

During discussions on this subject doubt has been cast on the possibility of providing cheap enough film stock capable of resolving such small gradations in area. The "microfilm" previously mentioned has an adequate definition but may be prohibitive in cost. For this reason it might be best to utilize a variable intensity recording, where the apparatus remains the same as described but the video modulation is applied as an intensity modulation to the c.r.t. beam and not as a slot-length variation. This brings the system very close to those described by Wood* and Hulme† which unfortunately were not brought to the author's attention until after this article was written.

The proposal has been made with television signal recording in mind because it is an obvious application, but the possible advent of high-speed magnetic tape recorders capable of handling similar bandwidths may detract somewhat from its usefulness. Nevertheless, it is worth noting that the magnetic tape will have to be run at high speed, while the film in this system does not. Moreover, the system does not suffer from the stretching and distortion which is a serious drawback in high-speed magnetic tape. Further, it offers a more permanent form of recording which cannot be accidentally erased, and the mechanical handling equipment is in existence and would need little alteration.

And, last but not least, it is a variable-area system and not variable intensity, so that the poor response of film to delicate gradations of light, evident in the low quality of variable-intensity sound track, will not mar the picture.

* Wood, C. B. B. "Some Fundamental Aspects of Tele-recording," *J. Television Soc.*, Oct.-Dec., 1953.

† Hulme, V. B. "16-mm Telerecording for Sequential Television Systems," *Electronic Engineering*, Dec. 1955.

Yachtsman's Echo Sounder

A COMPACT supersonic echo sounder designed to work from a 12-volt battery and costing only £75 is announced by Pye Marine, Ltd., Oulton Works, Lowestoft.

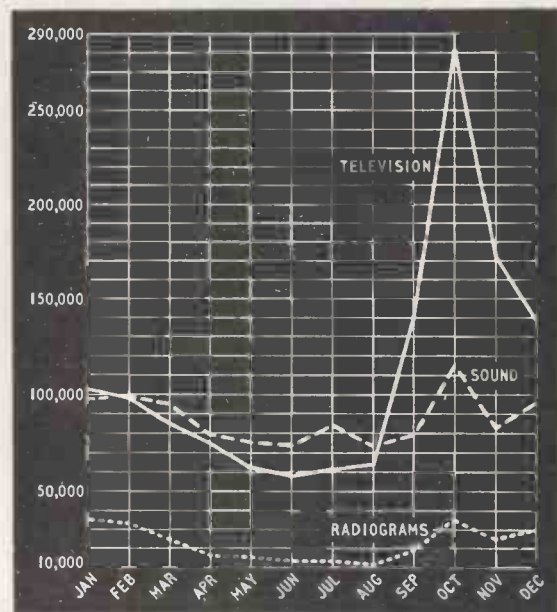
The operating frequency is 200 kc/s and a single



Pye "Leadsman" echo sounder with transducer and hull gland. The overall dimensions of the unit are approximately $13 \frac{3}{8}$ in \times $8 \frac{1}{2}$ in \times $7 \frac{3}{4}$ in.

transducer, fitted to the bottom of the hull, is used for both transmission of a $1/3$ msec pulse and the reception of the echo from the sea bottom. The repetition rate is 9.1 per second.

A neon lamp attached to the end of a rotating arm indicates the interval between the transmitted and received pulses against a scale calibrated in both fathoms and feet. The accuracy of calibration depends on constant speed of rotation, and to achieve this in face of possible voltage fluctuations, the arm is driven by a synchronous motor deriving its current from a high-stability vibratory converter.



RECEIVER SALES. — A summary of the retail sales of domestic receivers during 1955, issued by the British Radio Equipment Manufacturers' Association, reveals that by comparison with 1954 the total sales of television receivers rose by 6% to 1,335,000. The sale of sound receivers fell by 14% to 1,048,000, and radio gramophones by 10% to 269,000. In this graph we give the month-by-month sales of domestic receivers during the year.

MATHEMATICS

SOME while ago* I was charged with writing in a manner likely to increase readers' fear of mathematics. While admitting that such conduct, if proved, would be reprehensible, I held that the intention — and especially on the particular occasion given as an example — was precisely the opposite. And bearing in mind that the road to hell is said to be paved with good intentions, I produced evidence that this intention had not been left at that; the reader, so far from having been given cause for alarm, had been led gently by the hand right up to a typical mathematical weapon — the cosh — and shown there was really nothing to be afraid of.

However, if I repeat my defence too much you will suspect a guilty conscience — “Qui s'excuse s'accuse”. The fact is that a shortage (I hope temporary) of requests has thrown me back on my own choice of subjects, and the little argument just recalled triggered off a meditation on the use and abuse of mathematics, in technical literature.

It would be easy if, in the “1066 and All That” manner, we could pronounce maths to be either a Good Thing or a Bad Thing. But it can be both, according to where and how it is used; and opinions differ. However, we can perhaps at least clear up some misunderstandings.

Real Purpose of Maths

First, what is mathematics for? Some may suspect that it is used with an ulterior motive — to keep out the uninitiated and establish a privileged class, to make things more difficult, or to show off. How many, on the other hand, believe that the real purpose is to make things easier; to save time and effort? Yet that really is the idea.

To most people — even technical people — it seems obvious that a mathematical paper is more difficult to follow than a non-mathematical one, other things being equal. Those who don't find it so — the mathematicians — are classed as abnormal.

There are several reasons for this. No doubt the early civilizations that “wrote” in little pictures took a similar view of non-pictorial writing when they were first confronted with it. No doubt we ourselves in our early youth looked on printed books in that light. Even such a well brought-up little girl as Alice took a dim view of the book her big sister found so absorbing, because it had no illustrations. Yet in a few years we too could read without effort (more or less!) and now “plain English” is our standard of what is simple and straightforward. Even quite unintelligent people can read more than 15 symbols per second. This is really rather remarkable, especially considering that in English there is no consistent relationship between the symbols used and the sounds they represent. But however incomprehensible and distasteful these symbols once appeared to us, we were kept at them until they became meaningful and easy. (I am aware, of course, that there are millions of people who never get beyond the comic-strip stage, but they would hardly be reading this.) And while all agree that pictures and diagrams

“CATHODE RAY” on the Proper Use of a Much Abused Science

have their uses and can often advantageously be substituted for words, it would be inconvenient — even tedious — if words were banned altogether.

I feel sure that the trouble with a lot of the anti-mathematicians is that either they were not kept at maths long enough for the symbols to become meaningful in the way written words did, or they were kept at it in the wrong way, so that they never really grasped what it was all for. While, at this distance, I am prepared to admit that my teachers did a pretty good job on the whole, I do think they could have made maths a lot easier and more acceptable if they had told me at the start what (for example) was the point of the apparently futile occupation of carrying out arithmetical operations with letters instead of numbers. From what little I have seen of present-day school teaching I have no reason to believe that the same educational mistake is not continuing to be made.

The need for a clear explanation of the purpose of mathematical symbols is all the greater because several distinct purposes are often mixed up together. Symbols are sometimes used as mere abbreviations; for example “V” to mean “volt” or “valve”. Then they are used, often in the same context, in their more strictly mathematical role of standing for quantities whose values are unknown or unspecified. In this sense “V” might mean the potential difference between two specified points. Lastly, some symbols mean mathematical operations; “+”, “÷”, “√”, etc., are unmistakable, but “ d/dx ” looks like an ordinary algebraical expression that could be simplified to “ $1/x$ ” unless one happens to know that it is an instruction to “differentiate with respect to “ x ” whatever it is written against. This, of course, is confusing to the uninitiated, but is easier to learn than (for example) how to read “bough, cough, dough, lough, rough, through”, etc. “ d/dx ” does at least always mean the same thing. It is even the same thing in other languages, which is more than can be said of the words it stands for. This applies to most mathematical symbols. So work written mathematically hardly needs to be translated. That is an advantage worth remembering even if it doesn't seem likely to affect us directly or by itself amount to enough to justify mathematical writing.

Shortage of Symbols

It must be admitted that there is another side to this. There are not nearly enough symbols, even bringing in Greek and all the available varieties of type, to allow one for every possible thing. So each may have to bear a number of different meanings. The people who arrange these matters try to see that these different meanings are distributed in widely different fields of study, so that there is unlikely to be any doubt which applies. In *Wireless World* “L” can pretty confidently be taken to mean inductance, and it doesn't matter if biologists or astronomers — or motorists! — use it to mean something else. “ μ ” is more difficult, because even in *Wireless World* it could have at least three different meanings, but there is seldom any confusion. After all, in “plain” English many words, such as “box,” have several alternative meanings, but we can usually tell from the context which applies.

* *Wireless World*, Jan. 1955, p. 22. Reply: Feb. 1955, p. 72.

A more serious difficulty with mathematical symbols, I think, is that the standard list doesn't get one very far. When we have learnt that list we know that "I" stands for current, "E" for electromotive force, "R" for resistance, and so on; but it is wrong to write even such a thing as

$$I = \frac{E}{R}$$

without further explanation. The current that flows through a resistance of 500 ohms when an e.m.f. of 5 volts is applied is 10 milliamps. Yet when we substitute these numbers for the letter symbols we get

$$10 = \frac{5}{500}$$

which is not exactly true! When one first presents the concise statement " $I = E/R$ " it is absolutely necessary to mention that if E represents the e.m.f. in volts and R the resistance in ohms, I is the current in amperes. It is also necessary to say something about the circumstances in which this relationship holds. Seeing, then, that the whole thing has to be written out fully in words anyway, why bother to bring in mathematical symbols at all? Well, there are two reasons: one is that " $I = E/R$ " is a handy reminder of the general law that has been fully stated in words; and secondly, in a whole article or book it may be necessary to refer to certain quantities very many times, but as they need only be defined in words once the saving can be considerable.

But this does point to a very common misuse of mathematics — expressing things in abbreviated symbolic form without making clear beyond all misunderstanding (1) what the symbols mean, and (2) in what circumstances the statements made with them are true.

And it does also explain why even those of us who are reasonably accustomed to maths nevertheless find mathematical writing something of a strain to follow. For most if it, the standard symbols by themselves are too general; there may be half-a-dozen or more voltages in a circuit under discussion, and it is necessary to define symbols $V_1, V_2,$ etc. Some of the burden of remembering these can be avoided by adopting a regular system such as " V_{ab} " to mean the difference in potential between points a and b on the circuit diagram. But quite often there are quantities completely unprovided for on the standard list — such things as the ratio of the resonant frequency of a tuned circuit to the frequency at which the voltage across the circuit is $1/\sqrt{2}$ times that at resonance. In such cases the writer has to choose a symbol for his particular purpose, preferably one that cannot easily be confused with anything else, and which is in accord with certain general principles that have been recommended †.

Problem of Special Symbols

Unless the reader is gifted with an exceptional memory, the effort of keeping in mind the meanings of these special symbols during a prolonged mathematical treatment adds considerably to the labour of reading it. And if one forgets, and the definitions are scattered through the article or book, there may be further labour in locating them — hence the benevolent practice (not always adopted) of providing a "Table of Symbols" in which they are all collected together. In any given case, the amount of strain imposed on the reader depends very much on how much care the writer has taken to use no more special symbols than are needed

to make his meaning clear, and to choose and define them appropriately.

It depends, too, on how much has been written mathematically and how much in words. Whatever the writer does will be wrong — for some people. If he uses any mathematical symbols at all, some readers will be frightened away. As Eddington said,** "If in a public lecture I use the common abbreviation *No.* for a number, nobody protests; but if I abbreviate it as *N*, it will be reported that 'at this point the lecturer deviated into higher mathematics'." On the other hand, to make any concession to the mathematically weaker brethren is to invite the criticism — not to say contempt — of the enlightened, who point out how much more concisely or precisely or elegantly it could have been expressed mathematically. Rightly or wrongly, my own aim is to put into English some of the things that are usually said mathematically, or into simple maths the things that are usually given in more advanced terms. Quite a number of readers appreciate this; but there are others. Sometimes these others may be right. It is a mistake (so I have gathered) to keep a baby too long on milk. It retards his proper development. And not long ago a correspondent pointed out (quite kindly) that in the attempt to provide a non-mathematical demonstration of the fact that

$$\int_0^{2\pi} \sin m\theta \sin n\theta \, d\theta = 0 \quad (m \neq n)$$

I had twice slipped up ††, and that this would never have happened if readers had been asked to accept a simple trigonometrical formula (presumably the one I have just quoted).

While I entirely admit this, and regretfully apologise for the inaccuracies, I still think it right to make the attempt to present technical information non-mathematically. This, I hold, would be so, even if every reader were mathematically developed enough to "accept the simple trigonometrical formula". It is dangerously possible to have one's head full of mathematical formulae, simple and otherwise, and not be able to make good use of them, through lack of a clear idea of how they are connected with practical affairs.

It may be that I ought to say to readers "Look here; it's going to be good for you that I should be tough and do things the mathematical way, so that if you can't understand it you will jolly well have to learn the necessary maths". But perhaps those who advise that line of talk imagine that people learn things at one go. If some people do, I haven't come across them. The normal way is for things to sink in gradually. So although in theory it may be correct to confront the learner from the start with the most refined presentation, in practice it is likely to be a sheer waste of time.

Suppose an average youth who had decided to go in for radio asked about wireless waves, and his teacher told him that all he needed was

$$\begin{aligned} \text{curl } \epsilon &= - \frac{\partial B}{\partial t} \\ \text{curl } H &= i - \frac{\partial D}{\partial t} \\ \text{div } D &= q_s \\ \text{div } B &= 0. \end{aligned}$$

the shortage of future radio engineers would thereupon probably increase by one. If people had to wait until

** "The Philosophy of Physical Science", p. 137.
 †† "More About Fourier", *Wireless World*, Oct. 1995, pp. 508 and 509.

† For example, in *British Standard* 1991: Part 1: 1954.

they could accept information in its most concise form, very few would even start. So there is a use for presentation of the same principle at different levels. After the learner has gained some idea of a thing in descriptive terms, then is the time for somebody to come along and show how it can be expressed more concisely and perhaps more precisely.

That doesn't necessarily mean that ultimately every page would be a mass of maths. It would hardly be an appropriate medium for describing the carrying out of an experiment, say. But the quantities involved in the experiment would presumably be expressed in symbols, for convenience in graphs and tables and for frequent reference. They would also enable the results of the experiment to be expressed concisely and clearly.

This is merely shorthand, however; not mathematics. But mathematics can often be used to develop experimental results or other known information into new conclusions. This is the stage at which words become unbearably clumsy and mathematical expression is fully justified. Often it forms the main "meat" of students' textbooks, in which a few assumed or previously established facts are used as the starting points for a gradually expanding field of knowledge. Provided that the development is clear, and the significance of the results is stated every so often in words, one cannot argue against mathematical treatment here.

Elsewhere, as in technical articles and reference books, the practice of showing mathematically how statements made were derived and in what conditions they hold good, rather than leaving them bare and unsupported, is commendable. But the trouble is that certain writers — the showing-off and over-zealous types — display their mathematical proofs everywhere as they go along, interrupting their own discourses with what the hasty reader may not want at all. The proper place, of course, is in an appendix or footnote, so that sceptical or thorough readers can have them, but those who are prepared to take the author's word do not have to work laboriously through a lot of maths only to find that it was quite optional or even totally unnecessary.

At the word "laboriously" my critics will perhaps say "There he goes again, making out that it is so difficult and frightening people away". If so, I would

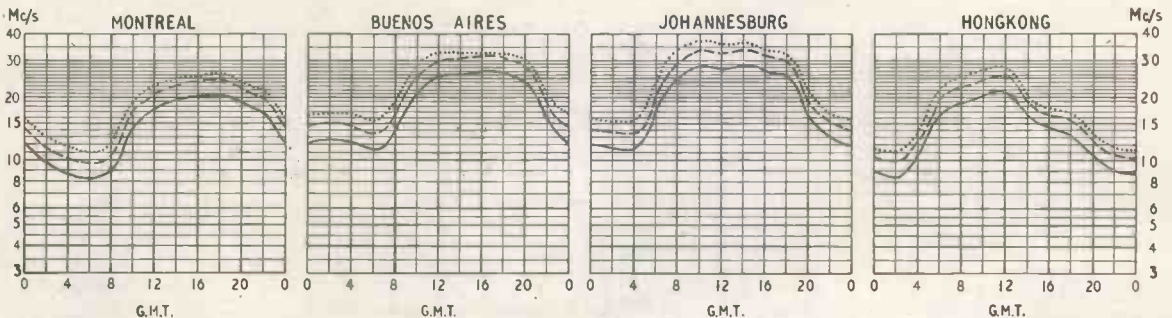
point out that to work through the same information expressed in words would probably be even more laborious, even though the meanings of the words would not, like the symbols, have to be learnt specially for the occasion. It is sometimes overlooked that because of its much more concise form mathematical writing is almost bound to demand more time and effort from the reader *per square inch of paper*, but the proper basis of comparison is the amount of information conveyed.

Mathematics not only saves time by its abbreviated forms of expression, but saves thought as well by enabling previous results to be used without going through the derivations in full every time. When we calculate mentally that if we buy half a dozen seven-penny articles they will cost us three and six, we are making use of a number of previously ascertained results. Otherwise we would have to put down six lots of seven counters, sort them into groups of twelve and then count the groups and the left-overs. Similarly, as in the example quoted at the beginning, making use of a table of coshes saves a lot of algebra. The differential and integral calculus is a good example of how calculations that would be very difficult and laborious can be made quick and easy — almost automatic — by following simple rules that someone has been kind enough to find out the hard way. To use them intelligently we all ought to do them the hard way — once. After that we can with a clear conscience take the short cut every time. If each time we did this we had to explain the rules in full for the benefit of others, the advantages would be considerably reduced.

To sum up then, let me suggest to those who grumble whenever they come across some maths that if they really want to get anywhere with this thing it would save trouble in the long run if they got down to it and learnt the rules; and that my attempts to put things as non-mathematically as possible are not intended to dissuade anyone from going on to more mature study. And of the mathematical critics I would ask: Is all your mathematics really necessary? And can you honestly say that your motive throughout is to help your reader (less brilliant, perhaps, than yourself) and not to demonstrate how clever you are?

SHORT-WAVE CONDITIONS

Predictions for March



THE full-line curves given here indicate the highest frequencies likely to be usable at any time of the day or night for reliable communications over four long-distance paths from this country during March.

Broken-line curves give the highest frequencies that will sustain a partial service throughout the same period.

- FREQUENCY BELOW WHICH COMMUNICATION SHOULD BE POSSIBLE FOR 25% OF THE TOTAL TIME
- PREDICTED AVERAGE MAXIMUM USABLE FREQUENCY
- FREQUENCY BELOW WHICH COMMUNICATION SHOULD BE POSSIBLE ON ALL UNDISTURBED DAYS

Simplified Band III Convertor

DESIGN FOR USE IN AREAS OF HIGH SIGNAL STRENGTH

By O. E. DZIERZYNSKI

THE majority of Band III convertors employ an r.f. amplifier followed by a combined mixer/oscillator frequency changer arranged as shown in the schematic block diagram Fig. 1. Its input circuit is matched to an 80-ohm feeder while the output is matched to the input impedance of an orthodox television receiver; this also is of the order of 80 ohms.

An r.f. amplifier can be justified when the Band-III signal is considerably weaker than the Band-I signal, or where a single aerial, with optimum tuning in Band-I, is used for both purposes. The simplified convertor described in this article is intended for use where the Band-III signal is



The complete Band-III convertor. The box-like projection on the front of the unit contains a dial mechanism showing the actual television channel to which the convertor is tuned. This is a refinement not dealt with in the text.

quite as strong as the Band-I signal and no amplification, except that provided by a frequency changer, is needed before feeding it into the television set.

Circuit Requirements.— Details of the circuit employed for the convertor are given in Fig. 2. From this it will be seen that an r.f. amplifier is omitted and the Band-III signal, as received by the aerial, is applied via a high-pass filter and input transformer (T_0) to the grid of the mixer section of a PCF80 frequency-changer valve. A 9-in length of coaxial cable, with a plug and socket connection at the filter end, joins the two units and the outer screening braid of this cable must be the only "earth" connection between the two units. The cable connection must be retained if the filter is embodied in the convertor

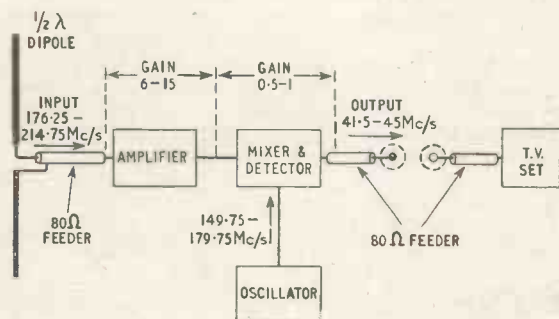
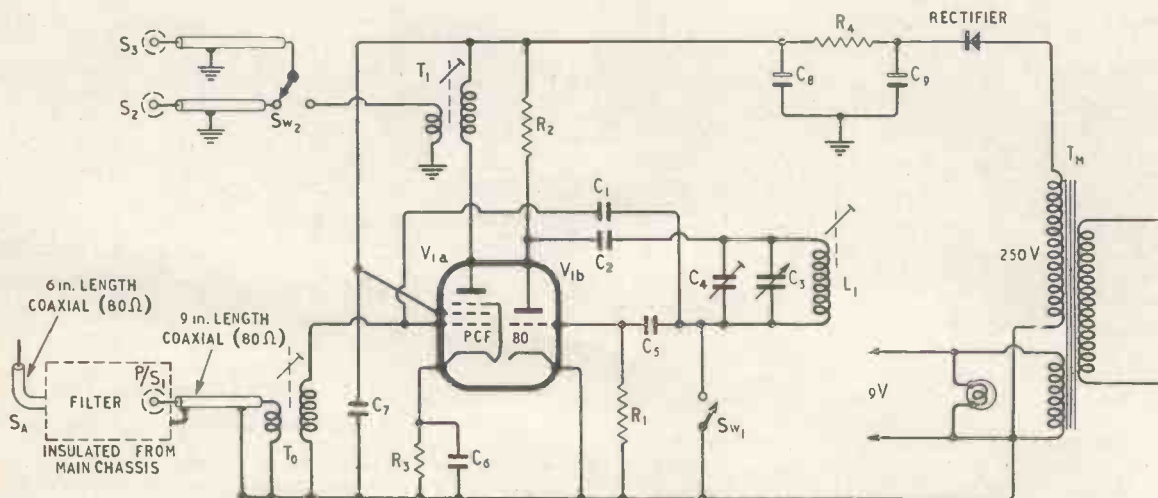


Fig. 1. Block schematic diagram of a conventional Band-III convertor.

Fig. 2. Theoretical circuit diagram of the simple convertor described in the text.



LIST OF COMPONENTS

CAPACITORS

C_1	2.5 pF miniature, 250 V wkg.
C_2, C_6, C_7	1,000 pF miniature, 250 V wkg.
C_3	2.10 pF air-spaced variable on ceramic base.
C_4	3.30 pF air-spaced concentric trimmer (Mullard).
C_5	15 pF miniature, 250 V wkg.
C_8, C_9	32 μ F electrolytic, 350 V wkg.

C_{10}, C_{11}	3.30 pF air-spaced concentric trimmer (Mullard).
C_{12}	2.15 pF air-spaced trimmer.
C_{13}, C_{14}	2.5 pF miniature ceramic.
C_{15}	500 pF mica trimmer.

RESISTORS

R_1	1,200 Ω	$\frac{1}{4}$ W
R_2	20 k Ω	$\frac{1}{4}$ W
R_3	1,500 Ω	$\frac{1}{4}$ W
R_4	2,700 Ω	1W

MISCELLANEOUS

1	Mains transformer. Pry; 200/250 V, 50 c/s. Sec; 250 V r.m.s., 20 mA; 9 V 0.3 A.
5	Coaxial sockets. Coil formers, cores and screening cases; see text.
V_1	PCF80 valve.
Pb	12 V pilot lamp.
1	Epicyclic reduction drive.
1	Contact-cooled rectifier, Type 16RC1-1-16-1 (Westinghouse).

unit and there is a space for it, as shown in one of the illustrations, on the top of the convertor chassis. It was more convenient, however, to have the filter separate during the development stage.

Another feature of interest is that the oscillator circuit (the triode section of the PCF80) tunes continuously and without switching over the whole of Band III.

With a conventional Band-III convertor; that is, one embodying an r.f. amplifier, the overall gain lies between 6 and 15, most of which is provided by the r.f. stage. With the circuit employed in the present case only the mixer section of the PCF80 valve can be relied on to provide any amplification. It is therefore vitally important that this stage is operated under the most favourable conditions.

The grid input transformer, T_0 , should provide, theoretically, a voltage step up of about 2, but inevitably imperfections in the impedance matching between aerial and feeder, and feeder and input to the filter, will reduce the probable gain between aerial and mixer to unity, or less, over the working range of frequencies.

The most important factors contributing to the gain of the mixer stage are the operating grid bias, the injected oscillator voltage and the efficiency of the output circuit. The values given in Fig. 2 for R_3 , the bias resistor and C_2 , the oscillator coupling capacitor, together with the design of T_1 , the output transformer, will ensure the highest gain from this stage. Measurements made with the unit at different parts of Band III yielded the following amplification figures:—

- Channel 6 amplification = 2
- Channel 9 amplification = 1.6
- Channel 13 amplification = 1.4

It must be pointed out that these figures represent the overall gain of the convertor, being the ratio of the Band-I signal (after conversion) applied to the television set and the actual Band-III signal injected into the primary winding of T_0 . The actual amplification of the mixer stage alone is considerably greater and, expressed as the ratio of the Band-I signal at the primary of T_1 and the Band-III signal applied to the mixer grid, varies between 4 and 8.

Particular care is needed also in the layout and wiring of the oscillator circuit in order to achieve the desired coverage and ensure a reasonably constant output and good frequency stability. A maximum variation of ± 50 kc/s over a period of time is a good target at which to aim. With the output transformer T_1 tuned to Channel I (Band I) the coverage required of the oscillator is 132 to 175 Mc/s. This will be subject to modification for other Band-I channels.

In order to keep the frequency drift of the oscillator as small as possible a low-inductance coil is used for L_1 with as much fixed capacitance in the trimmer C_4 (Fig. 2) as the circuit will tolerate. Nevertheless it will be found that the tuning capacitor, C_3 , contributes the major

COIL TABLE

Pos.	Function	Details
L_1	Oscillator	1½ turns No. 18 s.w.g. En wire on ¼in dia (approx.) polystyrene former with turns spaced 1/10in. Core, dust iron.
T_0	Band-III input trans.	1½ turns No. 18 s.w.g. En wire ¼in dia polystyrene former with turns spaced 1/10in. Core; dust iron.
T_1	Band-I output trans.	Channel I; primary, 20 turns No.24 s.w.g. En wire close wound or 0.3-in dia (approx.) polystyrene former; secondary 3 turns overwound at "earthy" end. Core; OBA threaded brass slug ½in long. Channel 5; primary 4½ turns No. 20 s.w.g. En wire close wound or 0.3in dia (approx.) polystyrene former; secondary 2 turns overwound "earthy" end. Core; dust iron. Screening can for T_1 ¾in \times ¾in \times 1½in high.
L_2, L_6	Filter coils 0.113 μ H	3½ turns No. 20 s.w.g. spaced to fill ¾in on polystyrene former ¼in dia (approx.). Core; dust iron.
L_3	Filter coil 0.07 μ H	2½ turns No. 20 s.w.g. spaced to fill 1/8in on polystyrene former 0.3in dia (approx.). Core; dust iron.
L_4	Filter coil 0.035 μ H	1½ turns No. 20 s.w.g. spaced to fill 1/8in on polystyrene former 0.3in dia (approx.). Core; dust iron.

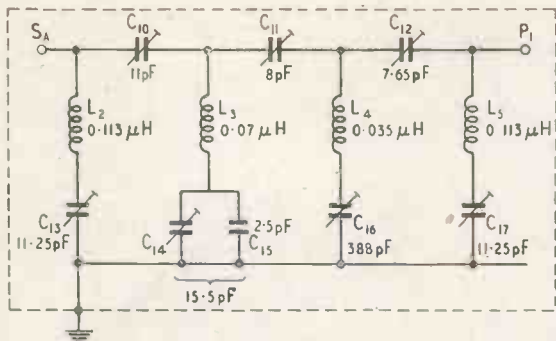


Fig. 3. Circuit diagram of the filter unit.

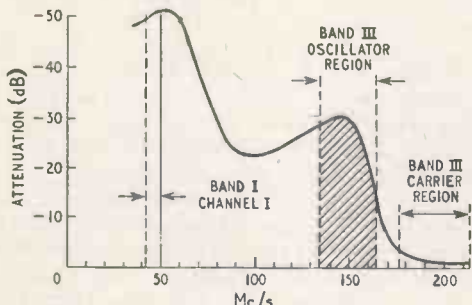


Fig. 4. Attenuation curve of filter unit.

part of the total capacitance. While C_3 is shown as a single earthed-rotor type variable capacitor, it is thought that a split-stator, or butterfly pattern, might improve the performance of the convertor by maintaining a more constant oscillator output. If one of this pattern is employed it should be borne in mind that to achieve the same tuning range as with the original C_3 , each section of the double capacitor must have twice the capacitance of C_3 . Ceramic insulation is preferred.

The required frequency coverage (132 to 175 Mc/s) is obtained by fixing the highest frequency by adjustment of C_1 and the lowest by adjustment of the dust iron core in L_1 . Changes at one end reflect on the other so several attempts will be required to achieve the desired oscillator range.

In regions other than London the oscillator coverage is given by the following simple formulae:—

$$F_{min} = 174 - \text{Band-I channel (Mc/s)}$$

$$F_{max} = 216 - \text{Band-I channel (Mc/s)}$$

For example take the Birmingham district where Channel 4 in Band I is employed; the oscillator coverage will be 115 to 158 Mc/s (approx). The Band-III input circuit can be tuned to favour Channel 8, or T_0 tuned to the mid-point of the band.

The output transformer T_1 has to be tuned to the local Band-I channel; for London 42 Mc/s is

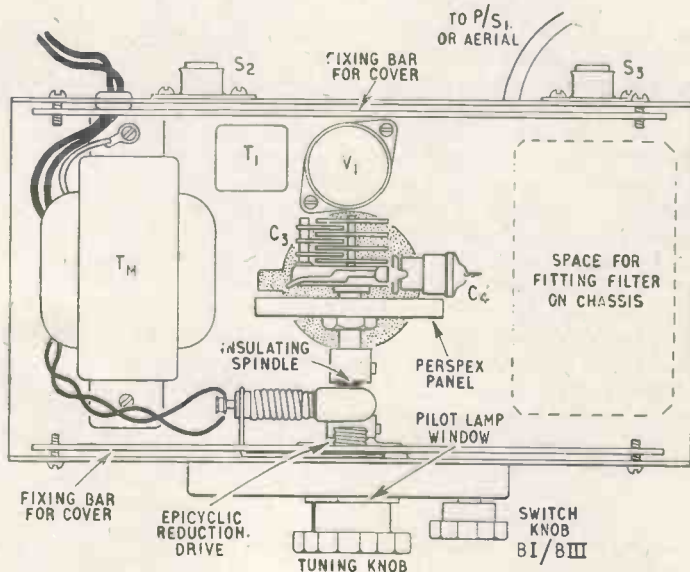
suggested and for Birmingham 59 Mc/s. These are close to the sound frequencies of the particular stations and are chosen in preference to the vision frequencies as the receiver's input circuits will most likely have a bias towards the vision frequencies and choosing the sound for the convertor's output stage simulates a band-pass coupling and gives a flatter response over the particular Band-I Channel in use.

The convertor's output transformer T_1 is tuned mainly by the valve capacitance, the self capacitance of the coil and circuit stray capacitance. However, some control is provided by the use of a brass slug (threaded 0BA).

Filter.— The r.f. stage in a conventional convertor provides not only pre-conversion amplification but serves also as a buffer to re-radiation of the local oscillator, the Band-I converted Band-III signal and to break through of Band-I signals. Spurious frequencies arising in the mixer stage are likewise kept out of the aerial. As no such protection is provided by the circuits of the convertor described here a special filter has been designed which passes all Band-III frequencies and heavily attenuates the oscillator and Band-I frequencies. As the lowest Band-III frequency is 176.25 Mc/s (Channel 6 sound) and the highest oscillator frequency 169.75 Mc/s (for Channel 13) the cut-off frequency chosen for the filter is around 173 Mc/s. The circuit arrangement of the filter is shown in Fig. 3 and its measured response characteristic in Fig. 4. The input and output impedances are 80 ohms.

It must be emphasised that the response curve of Fig. 4 was taken with the input matched to 80 ohms, corresponding to a half-wave dipole aerial and an 80-ohm feeder. If a short rod aerial (say 14-in) is used, and one of this kind should be satisfactory in areas of high field strength, the impedance of the aerial could be

Fig. 5. Layout of parts on the top side of the chassis.




almost any value and the behaviour of the filter will be unpredictable and not quite as shown in Fig. 4. In order to compensate for impedance mismatch of this kind with a short aerial a piece of 80-ohm coaxial cable is interposed between the aerial and the filter. With a 14-in rod a 6-in length of cable proved satisfactory. The most vulnerable points in the circuit where unwanted signal pick-up (or radiation) can occur are the output transformer T_1 , aerial switch SW_2 and the leads to sockets S_2 and S_3 .

Construction.— The illustrations show the appearance of the convertor and filter. The filter is assembled on a panel of Bakelized material measuring $3\frac{5}{8}$ in \times 2 in and is housed in a screening box measuring 4 in \times $3\frac{1}{2}$ in \times $1\frac{3}{4}$ in. Alternatively there is space for it inside the convertor's cabinet and on the top side of the chassis (see Fig. 5) but some reduction in its size will have to be made to accommodate it.

Layout of the components is vitally important in a convertor of this kind and accordingly two detailed plans, Figs. 5 and 6, showing the top and bottom of the chassis respectively are included here. Fig. 7 is a sketch of the chassis and part of the case, for which aluminium can be used. The top and sides shown open in Fig. 7 are closed by a cover of extruded metal of the kind used for loudspeaker fronts. It is not essential, of course, to adhere strictly to the design of the cabinet illustrated but the layout of the parts must be followed faithfully. The extruded-metal top and sides provide ventilation and this is a vital factor for good frequency stability. Any alternative form of screened cabinet should, therefore, be equally well ventilated, but the method of achieving it is not of great importance.

Figs. 5 and 6 are largely self-explanatory but possibly a few points may need clarifying. The



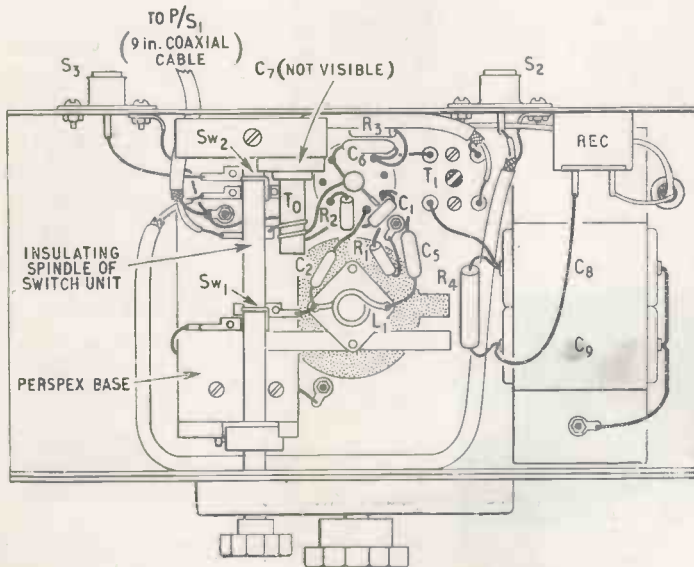
View showing the layout of parts comprising the filter unit.

shaded area below C_3 and C_4 in Fig. 5, and below L_1 in Fig. 6, is a cut-out in the chassis to reduce stray capacitance in the oscillator circuit. It is shaped in the manner shown, with two slots each side of a circle, in order to provide a means of fixing the small vertical Perspex bracket supporting C_3 and C_4 on the top side of the chassis and L_1 below the chassis. Although Perspex is mentioned any good v.h.f. insulating material, such as polystyrene, can be substituted. Pliable materials would of course be most unsuitable however good their v.h.f. qualities.

The space where the filter could be accommodated is shown on the right-hand side of Fig. 5. Although not fully visible there is an epicyclic reduction drive between C_3 and the tuning knob. Incidentally C_3 is joined to drive by an insulated spindle and a small metal coupling collar. From Fig. 6 it will be seen that the input transformer, T_0 , of the convertor is mounted horizontally, this is done in order to keep the leads to it short. It has a dust core and access to it for adjustment is via a hole in the back panel of the unit.

Certain precautions in the wiring are needed and while the correct placing of the components will in most cases automatically ensure the wiring being as planned, since most of the wiring is actually the component wires, care in wiring S_3 , S_2 , SW_1 and SW_2 is essential. The long all-round-the-chassis lead from S_2 to SW_2 is not as bad as it seems as coaxial cable is used. The connections to S_3 need more care and the two leads (centre and outer connections) should be sleeved wires and run close together and parallel as shown in Fig. 6. This is essential despite the fact that the outer sleeve of the coaxial socket is actually bolted to the chassis.

Fig. 6. Layout of parts on the under side of the chassis.



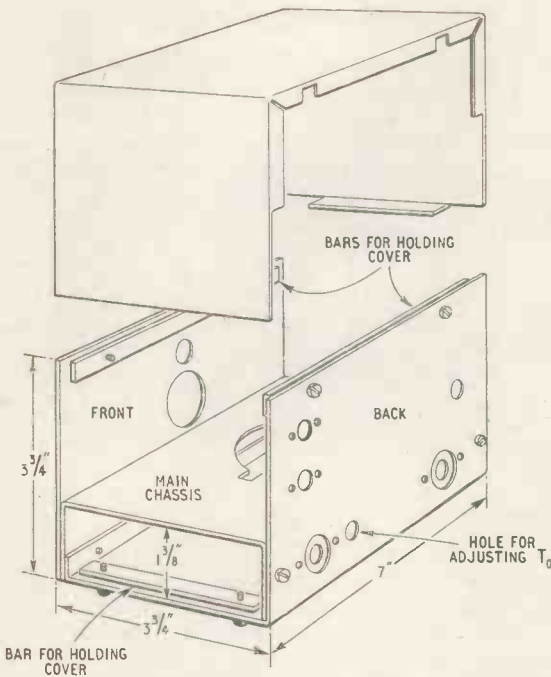


Fig. 7. Sketch of the case and chassis; (below) the sheet metal part, (above) the extruded metal cover.

This brings us to the band switch SW_1/SW_2 . Actually the unit would be easier to build if band-switching were omitted and the feeders connected externally to their appropriate sockets as the need arises. But switching is admittedly more convenient and those who have facilities for making the special switch required might well include this facility. If the aerial switching is omitted then S_2 becomes redundant as an aerial connection and S_2 in Fig. 6 becomes S_3 (the output of the convertor) and the long coaxial lead from S_2 to the switch disappears.

Fig. 8 is a sketch of one of the switches SW_1, SW_2 . In some respects it resembles an earlier kind of waveband switch and consists of an insulated rod with a metal ring around its circumference permanently contacting the spring C. The lug projecting lengthwise from this ring contacts in turn springs A or B. It is simple, effective and of low capacitance. Two similar switches are required. The rod has to be supported in bearings, front and back, but these might well be left to the ingenuity of the constructor. However, if $1/4$ in diameter rod is used it can be supported in $1/4$ in (hole diameter) panel bushes and $1/4$ in collars (with fixing screws) used to prevent

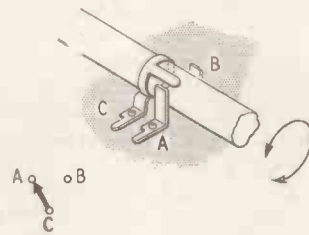
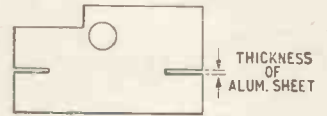


Fig. 8. Details of aerial change-over switch SW_1 ; SW_1 is built on to the same rod.

Fig. 9. Details of the Perspex panel supporting the oscillator tuning capacitor C_3 and padder C_4 .



end-play. The SW_1 section of this switch need have only one contact (A or B) as it is an on/off, not a change-over switch.

It was mentioned earlier in this article that C_3 and C_4 are mounted on a Perspex bracket fixed vertically on the chassis. Fig. 9 is a sketch of this bracket; it is $3/16$ in thick and the large hole, which takes the fixing bush of C_3 , is positioned so that the epicyclic drive just clears the top face of the chassis. The two slots each side are just wide enough to be a tight sliding fit on the aluminium chassis. The procedure for mounting it is to drop it through the slots on each side of the circular cut-out, so that the thin slots in the Perspex are in line with the chassis, and then slide it into the position shown in Fig. 5. The part which projects below the chassis can be used to support the coil L_4 , which can be fixed by a small bracket, or cemented to the Perspex with polystyrene cement, or other suitable adhesive. Incidentally the Perspex panel should be fixed in position with a blob or two of this adhesive.

When the final adjustments have been made to the coils their cores, where used, should be secured in position and the simplest way, perhaps, of doing this is to pour in a little melted wax.

Filter Alignment.—The best way of aligning the filter is first to adjust all the pre-set capacitors (C_6 to C_{10} inclusive) on a bridge to the values

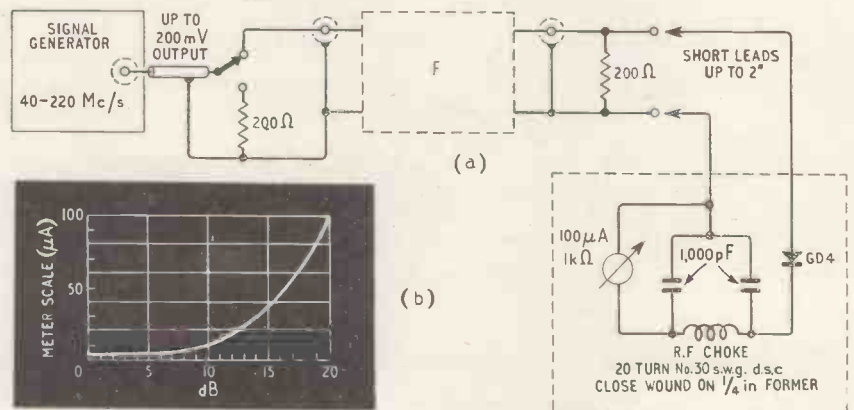


Fig. 10. (a) Schematic diagram of test set-up for aligning the filter; (b) calibration curve (in dB) of output meter.

marked in Fig. 3. Having wound the coils to the specification their cores are adjusted, with the aid of a signal source and output meter, to give the required attenuation curve (Fig. 4).

The schematic diagram Fig. 10(a) shows the arrangement of a simplified form of measuring apparatus, and Fig. 10(b) a typical calibration curve of a home-made sensitive output meter using a 0-100 microammeter. Procedure is as follows:— A signal in the working range 40 to 220 Mc/s, is injected at B into a dummy load consisting of a 200-ohm resistor, and the output attenuator set to give full-scale deflection on the output meter. It is essential the output remains constant over the required range of frequencies, but if it should not do so then a check for full-scale deflection of the output meter must be made before every adjustment of each filter inductance.

Having made a preliminary check of output

the signal source is changed over to A, the input of the filter, and the 200-ohm dummy load and output meter transferred to the output end of the filter. Using the calibration curve of the output meter (Fig. 10b) the cores in the inductances should be adjusted to give as near as possible a response as shown in Fig. 4. If the signal source has a reliable attenuator it would possibly be a better guide than the calibrated output meter, the meter then being used merely as an indicator for constant output.

It is probably realised that only a rough alignment of the filter will be possible with the simple equipment depicted in Fig. 10, but final touching up can always be done by trial and error once the general outline of the response is determined. Work is in hand on a filter using fixed inductance coils and fixed capacitors and it is hoped to give details of it in an early issue.

LETTERS TO THE EDITOR

The Editor does not necessarily endorse the opinions expressed by his correspondents

F.M. Receiver Design

Mr. RUSSELL's letter (your February issue) contains two criticisms: (i) on the choice of 10.7 Mc/s as an intermediate frequency for f.m. receivers and (ii) on the "cloak and dagger" attitude of manufacturers' organisations.

Taking the former, there is no secret about the choice of 10.7 Mc/s. Our Association adopted it as a standard intermediate frequency (with the G.P.O.'s knowledge and approval) because, first, investigation showed it to be the most satisfactory taking into account all technical and economic factors known to industry at the time the f.m. sound broadcasting service began; second, the early adoption of a standard was an essential feature of planning the broadcasting services (even if such a standard does not eliminate interference, at least it helps to minimise it). Mr. Russell unfortunately only selects one element of the interference aspect; i.e., that of possible interference between f.m. receiver oscillators and Band III reception and avoids making any constructive proposals on even this single issue. That we have chosen 10.7 Mc/s does not mean this will stay "for ever and a day". Work on the subject of intermediate frequencies and standards of many kinds affecting the radio industry is a continuous process which we undertake in co-operation with many other organisations.

The derogatory remarks about manufacturing organisations scarcely call for comment as they bear no relationship to the principal point in Mr. Russell's letter. We must, however, point out that his particular statement about the proportion of "confidential" documents is incorrect, at least in application to B.R.E.M.A. We reserve "confidential" as a classification mainly for information confided to this Association by outside organisations and the number of documents bearing it is relatively small. We would add that, although B.R.E.M.A.'s prime function is to serve the radio manufacturers who created it, in practice the Association

goes a great deal further; the results of much of its work are made known to non-member manufacturers and to many other interested national and international organisations. In addition, a great deal of our work forms the basis of British standards which are, of course, public. We also endeavour, whenever possible, to keep the technical press informed of work in progress.

Secretary, S. E. ALLCHURCH,
British Radio Manufacturers' Association.

Electrostatic Loudspeakers

IN the article on "Distortion in Electrostatic Loudspeakers" (February issue) it is claimed that distortion-free operation is obtained only if the two sides of the diaphragm are insulated from each other and fed through independent resistances. This state of affairs is shown in Fig. (4) of the article with the statement that the charges on each side of the diaphragm will remain constant and that the voltages V_1 and V_2 will adjust themselves to satisfy this condition.

Now any potential difference between V_1 and V_2 will give rise to charges on the insides of the conducting surfaces. Since the two inside charges are opposite in sign, there will be a redistribution of charges resulting in unequal charges on the outside surfaces. It can be shown that if the capacitance through the diaphragm is large compared to the capacitance of C_1 and C_2 then the conditions will approach those of a single conducting diaphragm fed through a high resistance, Fig. (3).

The force on the diaphragm due to the signal is completely independent of the position of the diaphragm both for the case of constant total charge and for a theoretical case of constant independent charges.

The author points out that if, with constant total charge, the diaphragm is moved mechanically then a force appears on the diaphragm. He states this force is linear with displacement, but is not due to the signal and is therefore a distortion. The force is indeed linear

with displacement and acts away from the central position. This is a negative stiffness. It causes no distortion, but it does of course require the introduction of positive stiffness in order to avoid diaphragm collapse to one or other of the fixed plates.

In spite of the above, a diaphragm conducting along its surface will introduce distortion, but for a different reason. Since the diaphragm requires supporting, there will effectively be forces acting at these supports in the opposite direction to the electrical forces. The diaphragm will not be a truly flat piston and the charge per unit area will not remain constant. The time constant of each small unit area (small compared to support spacing) must be made large for distortionless operation.

P. J. WALKER,

The Acoustical Manufacturing Company,
Huntingdon.

May I draw attention to what I believe to be an incorrect conclusion in the article on "Distortion in Electrostatic Loudspeakers" (February issue)? I refer to Fig. 4 (page 55) where two conducting faces of the diaphragm carry each a constant charge Q . In the formula given the field between the layers due to the inequality of their potentials V_1 and V_2 is neglected. This is not warranted.

When the distances between the faces and the fixed electrodes are again $d-x$ and $d+x$ the correct potentials are given by:

$$V_1 = \frac{Q}{xA} (d-x) \frac{d+x+\frac{1}{2}\delta}{d+\frac{1}{2}\delta}$$

$$V_2 = \frac{Q}{xA} (d+x) \frac{d-x+\frac{1}{2}\delta}{d+\frac{1}{2}\delta}$$

where δ is the thickness of the diaphragm.

One concludes that when δ approaches zero the potentials reduce to the value for a single layer with total charge $2Q$. This can be easily understood by noting that the infinite capacity between the layers makes V_1 and V_2 equal.

Calculation of the net force on the diaphragm yields:

$$F = \left(\frac{V_1}{d-x} - \frac{V_2}{d+x} \right) Q = \frac{Q^2}{xA} \frac{2x}{d+\frac{1}{2}\delta}$$

This formula shows that separation of the charge on the diaphragm into two equal parts still results in a force when the diaphragm is moved away from its equilibrium position. The situation is thus similar to that pictured in Fig. 3 of the article. The separation of the charge according to Fig. 4 has no advantage over the situation shown in Fig. 3.

For constant-charge operation the force is linear in x . In order to maintain stability the diaphragm needs to be stretched. When the suspension is linear the loudspeaker will operate without distortion. This is so because the signal force is exactly proportional to the signal voltage (even when the latter is fed asymmetrically to the fixed electrodes).

Amsterdam.

E. DE BOER.

Negative Feedback

IN HIS excellent article "The Nyquist Diagram at Work" in the January issue is not "Cathode Ray" guilty of a small error on page 46 when he explains 20 dB of feedback as being the amount for which, at medium frequencies, $|AB| = 10$.

If this definition is adopted, i.e. feedback (dB) = $20 \log_{10} |AB|$; then for the case where the feedback is quoted as 0 dB, $|AB| = 1$ and the gain is $A/1 - AB$, i.e. half the open loop gain; whereas the only way to

specify an amount of feedback which is small enough to have no effect on gain is to call it $-\infty$ dB. ($20 \log_{10} 0$).

The correct definition, surely, is feedback (dB) = $20 \log_{10} (1 - AB)$, i.e. the factor by which the gain is reduced. This means that 20 dB represents a feedback fraction $|AB|$ of 9, and 0 dB also means that $AB = 0$. (No feedback). It also allows the feedback, when expressed in decibels, to be directly subtracted from the open loop gain to give the gain with feedback at medium frequencies.

Computer Dept.,
Ferranti Ltd., Manchester.

A. H. ELLSON,

"Cathode Ray" writes:

I am obliged to Mr. Ellson for pointing out what he is kind enough to call a small error, but which I consider serious because it is likely to confuse those who most need clarity. What I did on the page mentioned, and also I am afraid, on p. 47 and on p. 93 in the February issue, was to express the ratio of the feedback voltage to the net input voltage in dB, overlooking the inevitability of confusion between this and the ratio in which that amount of feedback reduces the amplifier gain. Thus, the amounts of feedback that I ill-advisedly specified alternatively as 20, 18 and 12 dB, in the three places referred to, would reduce the gain by 20.8, 19.1 and 14 dB respectively.

It is natural to think of the ratio between the signal feedback and the original input, but clearly one must resist the temptation to express it in dB!

Channels for Trawlers

I WOULD like to refer to the letter by R. Collins in your February issue, without wishing in any way to enter into the controversy which is the real subject of the letter.

My comment concerns only the accuracy of the figures given as the number of ships in the two categories, fishing vessels and "others", which use the channels in question. I am given to understand that the approximate numbers at the end of 1955 were: fishing vessels 1935, others 2160. It will be appreciated that, in addition to compulsorily fitted coasters, the "others" category includes deep-sea vessels and those below 500 tons which are fitted voluntarily with 2-Mc/s radio-telephone.

Equality in allocation of channels would not seem to be unfair to fishing vessels at the present time.

F. J. WYLIE,

Director, Radio Advisory Service,
London, E.C.3.

Print-Through

I HAVE observed on a number of long playing discs — which, I presume, are recorded from tapes — that one can hear the opening bars of the next "number" in the interval between the individual items.

With standard records the position is more difficult owing to the short interval between the locating of the needle — which requires a certain amount of care — and the actual start of the recording; but, if one listens carefully, a faint trace of sound can often be heard. Ambleside.

ROBERT C. BELL.

Art or Science

YOUR correspondent H. S. King (January issue) who disputes the description of electronics as an art has evidently forgotten the old definition: ART: a science having more than seven variables. Knutsford.

E. J. YOUNSON.

Miniature Transmitter-Receiver

By C.H.L. EDWARDS*, A.M.I.E.E.

A Small Compact, Self-Contained Set for Portable, Mobile or Fixed-Station Use

MOBILE radio operation is a fascinating hobby, particularly when the apparatus can be put to immediate use in the event of an emergency. Most mobile equipment depends on the car for its power supplies and cannot conveniently be used in the home or on holiday without a separate power unit having to be constructed. Also the use of normal valves and components, in order to get reasonable output, tends to make the set rather bulky.

The writer, having constructed many different portable units with inputs from one half to seven watts, decided to build yet another which could be used for the Radio Amateur Emergency Network with internal batteries always unused and ready for such emergency, with switching for using external batteries when portable, or car supplies when mobile, and with an internally built-in a.c. power pack, so that the set could be used from the mains and by the fireside, or on holiday in an hotel. Having found from experience that 5 watts input, when mobile, gave very little increase in signal strength compared with one watt input, it was decided to use miniature valves and equipment in order to keep weight and size down to a minimum.

The earlier little 5-valve superhet receivers which the writer had constructed† had been most reliable, were extremely quiet and selective in operation, and were very economical of battery power. These had been designed for radio-telephone reception with the exception of one which had regeneration on the second i.f. coil for the reception of c.w. signals. After some thought, it was felt that a separate b.f.o. would be preferable and would give better results. Previous transmitters had been two-stage sets (v.f.o. and p.a.) and had worked out very well, but tended to have some frequency modulation and pulling of the oscillator when working mobile. In an endeavour to eradicate these effects, it was felt that a buffer stage might be worth inserting, even if it meant extracting a few more milliamps from the battery. The oscillator is a conventional Hartley modified to overcome the limitations of directly-heated valves. Its stability and output have proved adequate in the earlier transmitters.

Previous models had been designed to be operated by a carbon microphone. Criticism of the quality made the writer turn to crystal microphones, which, however, had insufficient output to drive the last two stages of the receiver when they were used as a modulator for the transmitter. It was thought that if the microphone was introduced into an earlier stage, sufficient gain would be available, and this proved to be the case in practice. It was also decided to introduce a netting switch and finally to include the 80-metre band, which might be useful should the set be used for the Radio Amateur Emergency Network. Thus having analysed

the designs and results obtained after 15 years' experience of portable equipment a start was made on the new set, the circuit of which is shown in Fig. 1 on the following page.

Construction.— The set is built on a chassis measuring 11in × 7in × $\frac{1}{2}$ in with a front panel 11in × 12in. Three other similar chassis are used to complete the box-form of construction shown in the illustrations. One forms the top, another the bottom and a third is a partition dividing the equipment section from the battery compartment. Two sides and a back are screwed into position to complete the case. The v.f.o. is mounted in its own small can measuring $2\frac{1}{2}$ in × 2in × $2\frac{1}{2}$ in which houses the two coils for the 160- and 80-metre bands and the tuning capacitors and padders for each frequency. It was felt that it would be quite an easy matter to build this as a separate unit so that it could be replaced by another type of oscillator in the future, if desired. The 3V4 valve, its holder and components are accordingly mounted externally on a tiny chassis bolted to the can, so that the whole sub-unit may be removed by the withdrawal of two screws only. The buffer and p.a. stages are mounted to the rear of the v.f.o. and all controls brought out to the left-hand side of the panel. The centre of the chassis carries the 5-valve receiver and b.f.o. and plenty of room is left on the right-hand side for the a.c. power supply and Goodmans $2\frac{1}{2}$ in loudspeaker. All wiring is carried out with sleeved No. 18 s.w.g. hard-drawn copper wire for neatness and rigidity.

The a.c. power supply uses a Westinghouse metal rectifier and is built into its own metal box measuring 5in wide by 6in deep by $3\frac{1}{2}$ in long, which is secured to the main chassis by two screws and flexibly wired to the selector switch on the front panel.

In order to have easy access to the transmitter and receiver aerial tapped coils, two small doors are cut in the side and top of the box adjacent to them (see Fig. 2) to allow for tapping adjustments when different aeriels are used. On the lower part of the panel enclosing the battery compartment is mounted a small voltmeter (M1) with a selector switch (S3) to measure the h.t. and l.t. voltages applied to the set. This voltage checking facility is applicable to both battery and mains operation, as all voltages are at all times d.c.

The general procedure in building this set is first to complete the v.f.o. as a separate unit, test out and set up within the operating bands, mount on the chassis and then complete the transmitter section. The output stage is a pentode valve strapped as a triode and is the author's personal preference to which no objection is raised by the valve manufacturer. The method of neutralizing is to disconnect the h.t. supply from V_1 and connect a milliammeter between the bottom of R_{10} and the chassis. Then adjust C_{23} to resonance, which will be indicated by a change of grid current through R_{10} . Adjust capacitor C_{22} (the neutralizing capacitor) until

* Amateur Radio Station G8TL.

† "A Top Band Low Power Transmitter-Receiver," *R.S.G.B. Bulletin*, April 1953, p. 425.

swinging C_{22} through resonance produces no change in the current through R_{18} . Once set, this adjustment will hold indefinitely. When satisfactory, build the receiver section, line up the i.f. transformers and Denco "Maxi-Q" coils, adjust the twin-gang capacitor (C_3 , C_4) to cover the 160-metre band, i.e., pull out vanes as necessary and roughly check over when switched to 80 metres. As can be seen from the circuit diagram, the switch S_{10} , S_{11} when opened, removes the padder capacitors from across the coils and thus allows tuning over the 80-metre band. As there are no "trick" circuits in either the transmitter or the receiver, conventional methods of alignment should be used. Next, move switch S_1 to the transmit position, having first withdrawn the transmitter valves and coupled the output of the receiver to an external loudspeaker. With the switch in this position, V_3 , V_4 and V_5 of the receiver are used as speech amplifiers and modulator for the transmitter. The method of achieving this is as follows: the grid of V_3 , via S_{12} , is connected to the microphone input marked J_3 . S_{12} provides a resistive load (R_4) for the anode of V_3 which is coupled to the grid of V_4 via C_{10} , S_{14} , R_9 (the volume control), C_{12} , and R_7 .

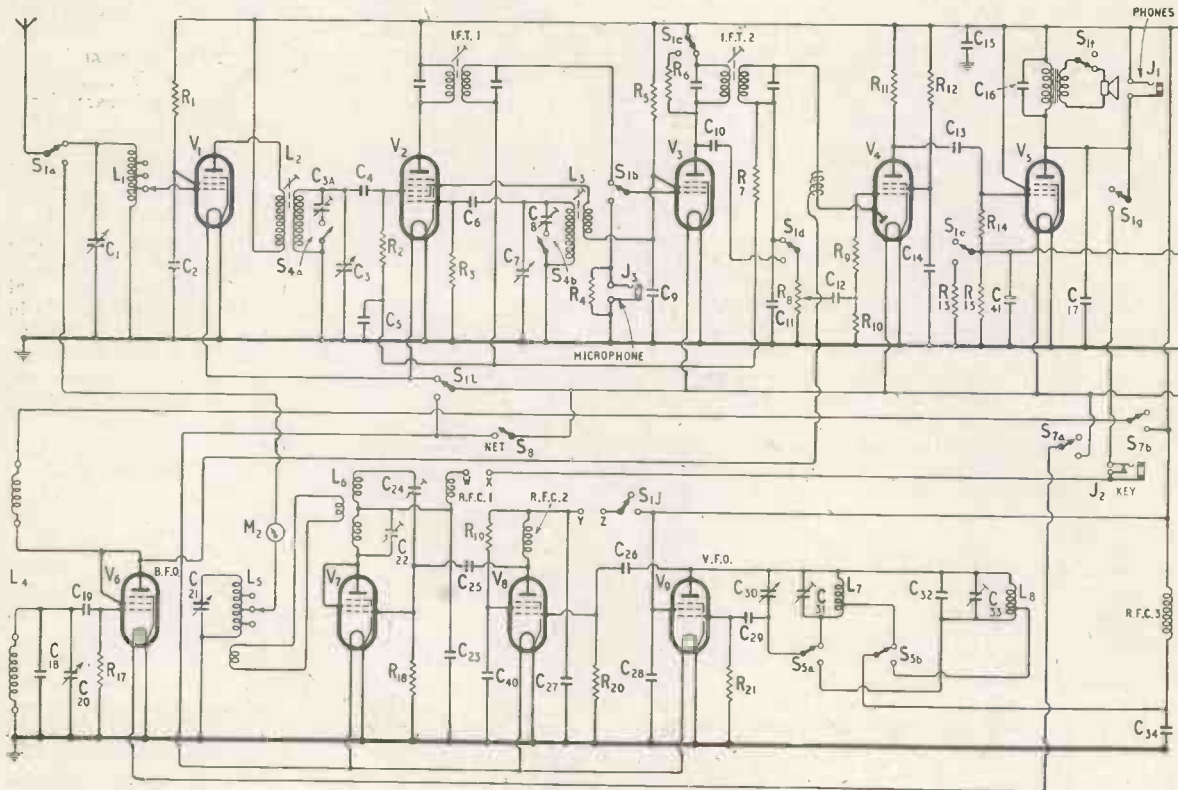
The switching changes the operation of V_3 from an i.f. to an a.f. amplifier. The diode in V_4 is still in circuit but has no effect on the operation. The pentode section of V_4 is unaltered and remains an a.f. amplifier under both transmit and receive conditions. It is necessary to increase the output of V_5 when used as a modulator. To this end R_{13} and R_{15} are joined in parallel by the switch S_{16} . S_{17} open circuits the secondary of the speaker transformer, the anode of V_5 is then connected by S_{18} to the anode of V_7 , the primary

of this transformer functioning as a modulating choke. Check crystal or other microphone for quality and output. If satisfactory, insert transmitter valves, load up by feeding the transmitter into a dummy aerial and carry out usual modulation tests.

Finally, construct the separate mains power supply unit. This presented quite a problem as there were no standard 1.5-V l.t./120-V h.t. mains transformers available. Having obtained details of the rectifiers from the manufacturers, a suitable transformer and chokes of minimum size were designed specially for this set to give the required outputs of 1.5V, 0.5A l.t., and 120V, 60mA h.t. when coupled to the rectifiers and smoothing circuits. In order to completely remove the a.c. ripple on the l.t. side, it is essential to use 2,500- μ F 3-V working capacitors each side of the choke. Smaller values are useless. To safeguard the delicate filaments of the 1.5-V valves a 5- Ω variable resistor (R_{24}) is mounted on the front panel in series with the supply to the selector switch so that, on switching over to the mains supply, a voltage check can be made with the panel voltmeter and adjustments made to R_{24} if necessary.

The h.t. current limiter resistors (R_{10} , R_{20}) are included because when in the receive position, the set is drawing approximately 10mA only whereas in the transmit position, it may draw as much as 50mA. In order to keep the voltage as stable as possible, as the change over this wide range of current must be considerable, the two resistors are arranged in the receive position to give 120 V at 10 mA. When changed to the transmit position R_{10} is shorted out by S_{16} allowing the 50 mA to pass at 120 V. These resistors are adjusted by trial and error. Because initial adjustment only is required

Fig. 1. Theoretical circuit diagram of the small self-contained transmitter-receiver described in the text.



LIST OF COMPONENTS

RESISTORS

R ₁₃ , R ₁₇ , R ₂₀ , R ₂₁	47 kΩ
R ₂₃ , R ₁₄	1 MΩ
R ₃	100 kΩ
R ₄ , R ₇ , R ₁₂	2.2 MΩ
R ₅ , R ₆	27 kΩ
R ₈	1 MΩ, potentiometer (Dubilier)
R ₉	22 kΩ
R ₁₀	6.8 MΩ
R ₁₁	470 kΩ
R ₁₃	330 Ω, 1 W
R ₁₅	1 kΩ, 1 W
R ₁₆	3.7 kΩ, 2 W wirewound
R ₁₈	68 kΩ
R ₁₉	10 kΩ
R ₂₂	200 Ω, 2 W wirewound
R ₂₃ , R ₂₄	5 Ω wirewound potentiometer (Colvern Type CLR/1100/15)

Fixed resistors $\frac{1}{2}$ watt except where defined.

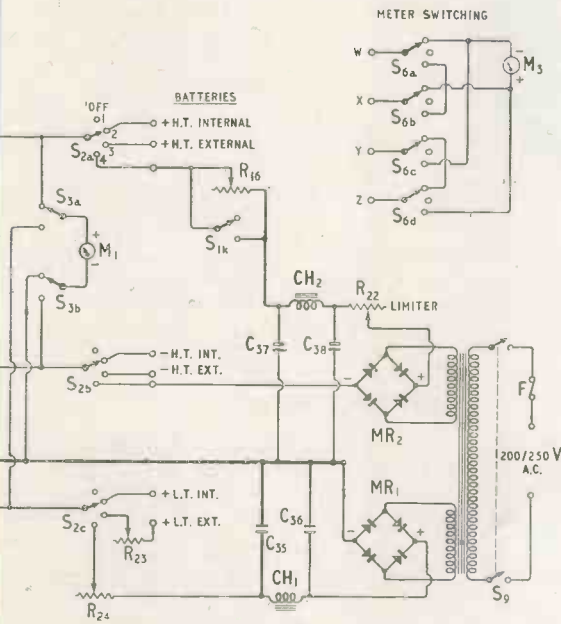
CAPACITORS

C ₁ , C ₂₁ , C ₂₂	140 pF variable (Eddystone 586)
C ₂ , C ₉ , C ₁₀ , C ₁₃ , C ₁₄	0.01 μF 200 V wkg.
C ₃ , C ₇	75 pF twin-gang variable (Jackson Bros. Type U102)
C ₈ , C ₂₃	250 pF ceramic padder (Cyldon)
C ₄ , C ₆ , C ₁₁ , C ₁₀₇ , C ₂₁	100 pF 200 V wkg.
C ₅	0.1 μF 200 V wkg.

C ₂₀	50 pF air-spaced variable (Eddystone 553)
C ₃₁ , C ₃₃	40 pF ceramic trimmer
C ₃₂	40 pF silver mica
C ₃₅ , C ₃₆	2,500 μF 3 V wkg.
C ₃₇ , C ₃₈	16 μF 200 V wkg.

MISCELLANEOUS

3	R.F. Chokes (Eddystone 1010)
2	465 kc/s i.f. transformers (Denco Type 1FT11), (1FT1, 1FT2)
1	450/470 kc/s b.f.o. coil (Denco miniature) (L4)
1	Range 3 miniature Maxi-Q coil, yellow (Denco) (L2)
1	Range 3 miniature Maxi-Q coil, red (Denco) (L3)
1	4 section 4-pole 2-way switch (S1) (Webbs Radio, N.S.F. Type)
2	Couplers (Eddystone 550)
2	Slow motion dials (Eddystone 872)
1	2½ in loudspeaker (Goodmans R4/201/3)
1	Transformer (Goodmans T18/157)
2	Jacks Type J2 (Bulgin) (J ₁ , J ₂)
1	Jacks Type J6, c/s (Bulgin) (J ₃)
2	4-pole 3-way miniature switch (S3, S6)
1	2-pole 2-way miniature switch (S5)
3	Switches S277 (Bulgin) (S4, S11, S7)
1	Switch S259 (Bulgin) (S8)
1	Selector switch S437 (Bulgin) (S2)
1	Plug and socket Type 73 (Bulgin)
1	Mains Transformer; primary 200/250 V; secondaries 1.5 V, 0.6 A; 120 V, 60 mA (G.B. Electrical Services Ltd., 1 Goodmays Road, Ilford (T1).
1	L.T. choke, G.B. Ltd. 0.6 A (Ch1)
1	H.T. choke G.B. Ltd., 60 mA (Ch2)
1	Full-wave bridge selenium rectifier (Westinghouse type 3D133) (MR1)
1	Full-wave bridge selenium rectifier (Westinghouse type 14D52) (MR2)
1	0/20 mA miniature moving coil meter (Pullin, Type C15/20M) (M3)
1	0/150 mA miniature r.f. meter (Pullin Type C15) (M2)
1	0/2/200 V miniature moving coil meter (Pullin Type C15/200 V) (M1)
L ₁	80 turns No. 28 s.w.g. En close wound; former ¾ in dia. tapped every 5 turns
L ₂	Close wound for 2 in with No. 28 s.w.g. En on 1½ in dia. former, tapped every 5 turns
L ₃	Close wound for ½ in with No. 28 s.w.g. En, on ¾ in dia. former, centre tapped
L ₄	100 turns No. 34 s.w.g. En close wound; former ¾ in dia. tapped ½ from grid end.
L ₅	54 turns No. 30 s.w.g. En close wound; former ¾ in dia. tapped ½ from grid end.
V ₁ , V ₃ , V ₆	Brimar 1T4
V ₂	Brimar 1R5
V ₄	Brimar 1S5
V ₅	Brimar 3A4, or Mullard DL93
V ₇ , V ₈ , V ₉	Brimar 3V4
4	Chassis 11 in × 7 in × ½ in aluminium No. 18 s.w.g.
2	Panels 11 in × 12 in aluminium No. 18 s.w.g.
2	Side panels 12 in × 7 in aluminium No. 20 s.w.g.
1	L.T. battery 1.5 V (Ever Ready Type ADJ)
1	H.T. battery 120 V (Ever Ready "Winner")



C ₁₂ , C ₁₆ , C ₁₇	0.005 μF 200 V wkg.
C ₁₅	2 μF 200 V wkg.
C ₁₈	140 pF silver mica
C ₂₀	15 pF air-spaced variable (Eddystone 580)
C ₂₄	3/30 pF trimmer (Phillips)
C ₂₅ , C ₂₆	0.001 μF silver mica
C ₂₇ , C ₂₈ , C ₂₄ , C ₁₀	0.001 μF 200 V wkg.
C ₂₉	300 pF silver mica
C ₄₁	25 μF 25 V wkg.




Fig. 2. Front panel of the unit showing the position of the various controls.

Fig. 3. The majority of the components are mounted on a shallow chassis and some are annotated for identification (see Fig. 1).

filament circuit, but as the h.t. is cut on both p.a. and buffer valves (V_7 and V_8) only the oscillator (V_6) becomes operative. To net on the incoming signal rotate the v.f.o. dial (C_{30}) until a beat note is heard in the receiver.

The set will operate on any length of wire as an aerial or on a 4-ft centre-loaded whip-aerial attached to a car. On the latter, in the 160-metre band, a Q5 signal can be radiated in a circle of approximately 10 miles irrespective of terrain, except in a dense built-up area, such as the City of London, where buildings are constructed chiefly of steel. When conditions are good a path of 20 miles can be easily covered. The receiver is very sensitive and quiet in operation and will give re-

here they are not included among the controls on the front panel.

Operation.—As stated earlier, this set is designed for portable and mobile operation and for use in Radio Amateur Emergency Network. The dry batteries housed in the bottom of the case are left unused so that they are always available for immediate use in the event of emergency. From past experience, very little deterioration is noticed when the batteries lie dormant for long periods, but a check can easily be made on the voltmeter, located in the left-hand bottom corner of the panel, from time to time (switch S_3 position 2).

For ordinary mobile operation, the writer uses external batteries or a 6/12-V input vibrator unit operated from the car battery (S_3 position 3). It was found that the 120-V "Winner" battery tended to drop off to around 100 V after what might be considered a short period of time when delivering 40/50 mA in the transmit position. If two 9-V grid-bias batteries are then joined in series with it, the battery gives a constant output of near enough to 120V for a considerable time with little further deterioration. With average use, these should last about six months. For operation at a fixed location, the a.c. supply is always connected (S_3 position 4). No hum is noticeable; in fact, if switched back to the batteries, the signal remains constant, there being no discernible difference. As can be seen from the diagram, the netting switch S_8 closes the transmitter

results on the whip-aerial equivalent to an average communications receiver. When the top-band is "open" the Scottish stations come in at good strength on the loudspeaker in the south of England.

SPRING NUT

THE assembly of "one-hole-fixing" components such as volume controls and switches in electronic equipment is facilitated by the "Palnut" spring washer-nut which can be used instead of the conventional brass nut and serrated lock washer.

The "Palnut" is pressed from high-carbon steel, heat-treated and then cadmium plated. It is formed to fit one complete thread of the bush or bolt and on tightening grips the bottom of the thread. It can be removed without damage either to the nut or to the bolt thread.

A wide range of sizes up to 2in diameter is available, including 0, 2, 4, 5 and 6 B.A. The depth of the nut is in most cases less than that of the equivalent "half-nut".

The makers are the Palnut Company Ltd., 28 Elder Road, Brighton and the distributors are Thos. P. Headland Ltd., 164-8 Westminster Bridge Road, London, S.E.1.



"Palnut" lock nut.

Ionosphere Review 1955

Rapidly Increasing Solar Activity

By T.W. BENNINGTON *

THE activity of the sun, which since 1947 had been, in general, declining, reached a minimum in June 1954. At the end of the latter year, when the last of these reviews was written, it was not possible to say precisely in which month this event had occurred, though it was evident that in the second half of the year the activity had been slowly increasing. Nor, of course, was it at all certain what would happen during 1955, though there was a strong probability that activity would continue to increase. As we shall see, this increase did occur, and was, in fact, relatively rapid; so much so, that by the end of 1955 the usable frequencies for short-wave communication had already increased very considerably, and bands which had not been usable for some years past were again coming into service.

The old cycle.— The course of the solar cycle, from sunspot maximum in 1947 to sunspot minimum in 1954, may be seen from the top curve of the Figure, where the full line gives the monthly values of the sunspot number, the last twelve of which are provisional numbers.

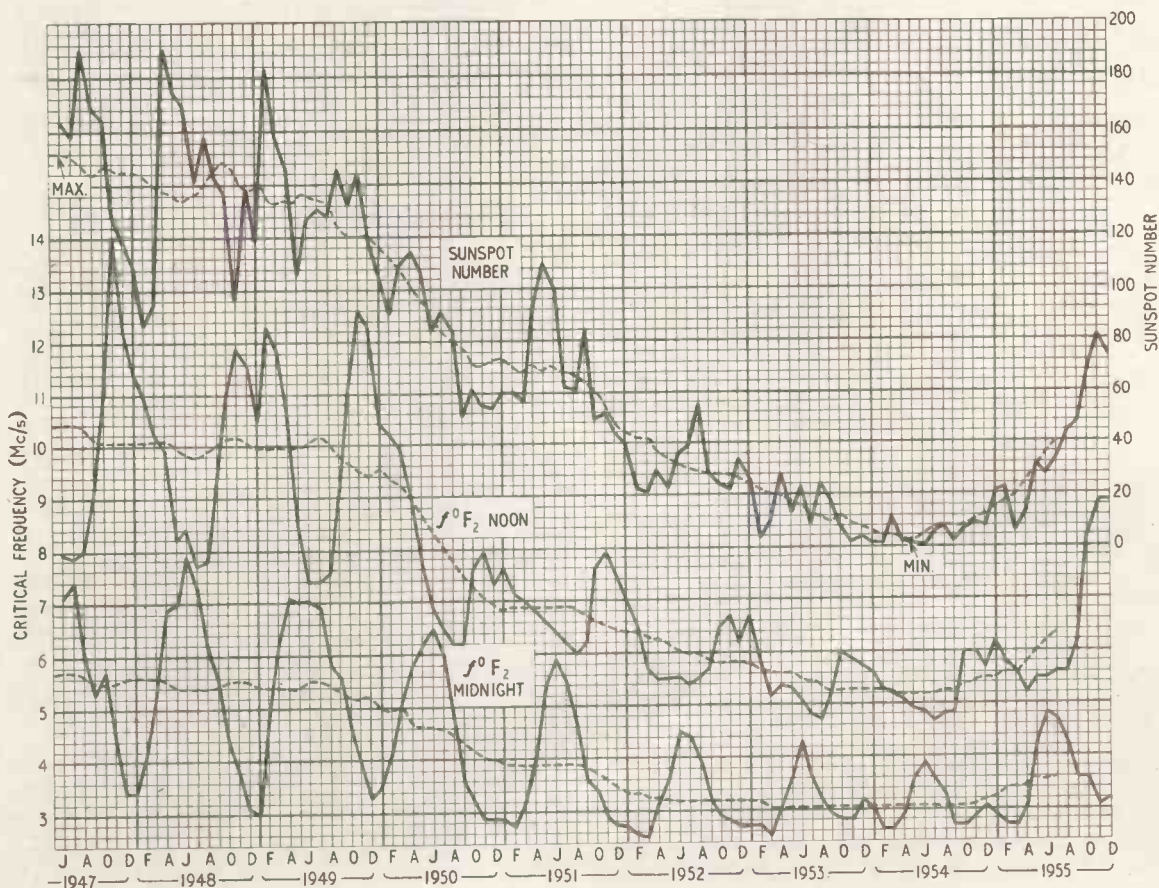
It is more informative, however, to smooth out the month by month variations by taking the twelve-month running average of these values, so as to expose the long-period variation more clearly. This is shown in the top dashed curve of the Figure.

Although the lowest value of sunspot number is considered to have occurred in June 1954 the actual epoch of minimum activity is determined from the smoothed curve, and is seen to have been in the period April/May 1954.

The two lower full line curves give the mean monthly values of F_2 layer critical frequency as measured at the D.S.I.R. ionospheric station at Slough, for noon and midnight respectively. The two dashed curves given in these cases are obtained by taking the twelve-month running average of the critical frequencies, and so smoothing out the seasonal variations. These two curves indicate the average ionospheric variations, and well

* British Broadcasting Corporation.

Course of the sunspot cycle, with corresponding variations in ionospheric conditions over the period.



illustrate the dependence of conditions in the ionosphere upon the activity of the sun, which produces it. The maximum usable frequencies for short-wave communication are directly related to the F_2 layer critical frequency, and may thus be assumed to vary in a like manner to the variations shown.

It appears that the mean monthly critical frequency variations from sunspot maximum to minimum of the last cycle were of the order of 2 to 1 at winter noon, of 1.7 to 1 at summer noon and midnight and of 1.2 to 1 at winter midnight. The m.u.f. variations were of an approximately similar character, which means that the m.u.f. ranged from about 43 to 22 Mc/s at winter noon, and had a smaller range at other seasons and times of day. This variation is for the ionosphere over southern England, and would, of course, be somewhat different elsewhere, but it gives an idea of the range in the usable frequencies which might be expected during the course of a cycle with a high maximum, such as the last cycle had.

The new cycle.— To turn, now, to the new cycle and to examine those parts of the curves plotted from values obtained subsequent to the minimum epoch April/May 1954 we see that, though for several months the solar activity increased, on the average, only slowly there has, during the second half of 1955 been a large accentuation in the rate of increase. In fact, compared to many past cycles, what might be called true sunspot minimum conditions prevailed for a relatively short period, and the new cycle soon became well established in its increasing phase. So rapid did the increase become that, to judge from the monthly values towards the end of the year the activity was of an order similar to that which prevailed about the middle of 1950.

As is seen from the Figure the ionosphere has responded in no uncertain fashion, the measured noon critical frequencies towards the end of the year also rising to early 1950 values. Apart from the ionospheric measurements there is plenty of practical evidence to show that the highest frequencies on which the F_2 layer will sustain long-distance communication have risen, and are rising, rapidly. Frequencies of the order of 20 Mc/s, which for the past few years have been poorly and irregularly received over North Atlantic paths are now well receivable on all undisturbed days. The 26-Mc/s broadcasting band, which for some years has been unusable, is now being successfully employed at the appropriate times of day for transmissions to the Far East and to Africa. The 28-Mc/s amateur band has, of late, very frequently been "alive" with long-distance amateur signals, whilst, occasionally, signals on even higher frequencies have been received in this country from the U.S.A.

Forecast.— The questions are: to what extent will this increase in the usable frequencies continue, and for how long will it be maintained? It is, of course, impossible to answer these questions with anything like complete confidence, because solar cycles vary very considerably in amplitude, duration and in general form, and so they cannot be accurately forecast, especially in such an early stage as has yet been reached. But it does begin already to appear that the present cycle may — like the last — be one with a high maximum, and such cycles have usually been of an asymmetric shape, having a short "increasing" phase, followed by a long "decreasing" one. The "increasing" phase of the last cycle lasted only about 3 years. Cycles with low maxima are quite different in character.

If the cycle is to be one with a high maximum it is probable that the activity will go on increasing at a

rapid rate, and that the maximum may occur about 3 years from the minimum; i.e., about the middle of 1957. The expectations therefore are that during 1956 solar activity will continue rapidly to increase, and that ionospheric critical frequencies and m.u.f.s will undergo further large increases.

Practical implications.— The practical implications of this are important. It is to be noted, first of all, that this opening up of the higher frequencies should effectively make available a large number of new channels for long-distance communication, and so tend to lessen interference troubles due to the congestion in already used bands. It does not follow, however, that such results will necessarily accrue, firstly because if the move to higher frequencies is universal the tendency will be to create the same congestion on the higher frequency bands as has hitherto existed on the lower ones. And, secondly, because there may be considerations other than those of technical usability which militate against the use of some of the higher frequencies. As an example, there are many broadcast receivers in use which unfortunately do not include the 21- and 26-Mc/s broadcasting bands in their frequency ranges, though there is no doubt that, when technically usable, those are the bands upon which best long-distance reception is likely to be obtained. Similarly some of the channels in the range from about 30 to 40 Mc/s, whilst they might become usable for long-distance services, would not in fact be available to them, because of their occupation by other services.

On the whole, however, it does seem that the higher short-wave frequencies, up to about 30 Mc/s, will, as they become usable, offer the best hope of interference-free long-distance communication. And if the expected increase during 1956 in fact occurs it seems that by November of that year the mean monthly daytime m.u.f. for east-west transmissions may become as high as 34 Mc/s, and for transmission over southerly paths be around 38 Mc/s. Daytime m.u.f.s in the summer will, of course, be much lower than this.

Technical Writers' Awards

A RECORD number of articles was submitted for consideration by the Radio Industry Council for the award of the technical writing prizes for 1955. The panel of judges — Vice-Admiral J. W. S. Dorling, Professor H. E. M. Barlow, P. D. Canning, C. E. Strong and W. M. York — considered in all 62 articles published in the public technical press during last year and have awarded six 25-guinea prizes.

One premium was awarded for each of the following: "Memory Systems in Electronic Computers" by A. W. M. Coombs (*British Communications and Electronics*, March); "An Infra-Red Radiation Pyrometer" by R. A. Bracewell (*Electronic Engineering*, June); "Progress in High Power Ultrasonics" by Alan E. Crawford (*British Communications and Electronics*, August and September); and "A Novel Gas-Gap Speech Switching Valve" by A. H. Beck, T. M. Jackson and J. Lytollis (*Electronic Engineering*, January).

Two premiums were awarded jointly for the following three articles which appeared in the *Post Office Electrical Engineers' Journal*: "A Frequency Modulator for Broad-Band Radio Relay Systems" by I. A. Ravenscroft and R. W. White (July); "Equipment for Measurement of Inter-Channel Crosstalk and Noise on Broad-Band Multi-Channel Telephone Systems" by R. W. White and J. S. Whyte (October); and "An Instrument for the Measurement and Display of V.H.F. Network Characteristics" by J. S. Whyte (July).

MARCH MEETINGS

LONDON

1st. I.E.E.—Discussion on "Recruitment to the engineering profession" at Savoy Place, W.C.2.

7th. I.E.E.—"Frequency-modulation radar for use in the mercantile marine" by D. N. Keep.

9th. Television Society.—"Properties and problems of Bands IV and V" by Dr. R.L. Smith-Rose.

14th. I.E.E.—Visit to the Science Museum, South Kensington. The programme included a talk on the Museum's electrical collections by G. R. M. Garratt.

14th. Radar Association.—"New developments in colour television" by B.J. Edwards (of Pye) at the Northern Polytechnic, Holloway Road, N. 17.

16th. B.S.R.A.—"Introduction to design and use of audio-frequency transformers" by W.B.H. Wess at the Royal Society of Arts, John Adam Street, W.C.2.

19th. I.E.E.—Informal evening on electronics and automation including "Some industrial applications" by Dr. H. A. Thomas at 5.30 at Savoy Place, W.C.2.

22nd. Physical Society.—Symposium on "Loudspeakers" (speakers include F. H. Brittain, P. J. Walker, Dr. D. M. Tombs, S. Kelly and G. A. Briggs) at 3.0 at the Royal Institute of British Architects, 66 Portland Place, W.1.

22nd. Institution of Production Engineers.—"Electronic computers and the production engineer" by P. V. Ellis at 7.0 at the Royal Empire Society, Northumberland Avenue, W.C.2.

23rd. R.S.G.B.—"Colour television" by P. Carnt (G.E.C. Research Laboratories) at 6.30 at the I.E.E., Savoy Place, Victoria Embankment, W.C.2.

26th. I.E.E. (Students)—"Fundamentals of cathodic protection" by J. H. Morgan at 6.30 at Savoy Place, W.C.2.

27th. I.E.E.—"Radiation monitors using transistors" by Dr. E. Franklin and J. B. James at 5.30 at Savoy Place, W.C.2.

28th. Brit.I.R.E.—"Some problems of secondary surveillance radar" by K. E. Harris at 6.30 at the School of Hygiene and Tropical Medicine, Keppel Street, W.C.1.

BRISTOL

12th. I.E.E.—"The design of semiconductor wattmeters for power-frequency and audio-frequency applications" by Professor H. E. M. Barlow in the Lecture Hall, University Engineering Laboratories.

13th. Television Society.—"Radar astronomy" by M. Collins at the Hawthorns Hotel, Woodland Road.

26th. I.E.E.—"The electrical activity of the brain" by Dr. W. Grey Walter at 6.0 at the Electricity House, Colston Avenue.

CAMBRIDGE

13th. I.E.E.—"Television methods in astronomy" by Dr. P. G. Fellgett at the Cavendish Laboratory.

CARDIFF

21st. Brit.I.R.E.—"Electronic servo-mechanisms" by J. L. Russell at 6.30 at Cardiff Technical College.

CARLISLE

2nd. I.E.E.—"Colour television" by Dr. G.N. Patchett at the Carlisle Technical College.

CHATHAM

6th. I.E.E.—"Radio aids to marine navigation" by Capt. F. J. Wylie, R.N. (Retd.).

EDINBURGH

24th. Brit.I.R.E.—Symposium of papers on "Industrial electronics in Scotland" at 7.0 at the Department of Natural Philosophy, The University.

GLASGOW

12th. Brit.I.R.E.—"Principles of the transistor and some important applications" by M.H.N. Potok.

15th. Institution of Production Engineers.—"Computer - controlled machine tools" by D. T. N. Williamson at 39 Elmbank Crescent.

21st. I.E.E.—"Equipment of instrumental accuracy for recording and reproduction of electrical signals using cinematographic film" by H. McGregor Ross.

22nd and 23rd. Brit.I.R.E.—Symposium of papers on "Industrial electronics in Scotland".

HATFIELD

20th. I.E.E.—"Information theory" by Dr. E.C. Cherry at 7.0 at the Hatfield Technical College.

LEEDS

20th. I.E.E.—Discussion on "New courses for electrical technicians" opened by R. A.H. Sutcliffe.

LEICESTER

8th. Institution of Production Engineers.—"Computer control of machine tools" by D. T. N. Williamson.

LIVERPOOL

14th. Brit. I. R. E. —"Underwater Television" by D.R. Coleman and D. Allanson at the Chamber of Commerce, 1 Old Hall Street.

MALVERN

19th. I.E.E.—"Radio astronomy" by M. Ryle at the Winter Gardens.

MANCHESTER

1st. Brit. I.R.E.—"The design and application of quartz crystals" by R. A. Spears.

14th. Television Society.—"Interference with television reception: its causes and cures" by R. A. Dillworth (Post Office Radio Branch) at the College of Technology.

20th. I.E.E.—"The indirectly-heated thermistor as a precise a.c./d.c. transfer device" by F. C. Widdis at 6.15 at the Engineers' Club, Albert Square.

NEWCASTLE-UPON-TYNE

14th. Brit.I.R.E.—"Band III television aerial design" by A. P. Hale at Neville Hall, Westgate Road.

19th. I.E.E.—"Equipment of instrumental accuracy for recording and reproduction of electrical signals using cinematographic film" by H. McGregor Ross.

OXFORD

14th. I.E.E.—"New tools in industry — ultrasonics" by W. Owen Roberts at the Southern Electricity Board, 37 George Street.

WEYMOUTH

9th. I.E.E.—"Transistor power amplifiers" by D.D. Jones at the South Dorset Technical College.

WOLVERHAMPTON

14th. Brit.I.R.E.—"The application of transistors to radio rectification" by E. Wolfendale at Wolverhampton and Staffordshire Technical College, Wulfruna Street.

For Reliability in

SOUND

In these days, when engineers' time is so valuable, absolute reliability of equipment is an essential in a Sound installation. That is why TRIX equipment is being chosen by discriminating engineers the world over for their Sound requirements. You can do no better than to specify TRIX.



MODEL T. 103:

High-fidelity Amplifier with numerous applications. Four inputs to suit magnetic or crystal pickups and radio or other input with appropriate selector switch. Outputs for low impedance speakers and 100 v. line. Price £26.10.0.

MODEL G7871

High-grade moving coil Microphone of excellent frequency response, substantially level between 50 and 8,000 c.p.s. Satin-chrome finish. Mic. Head (G7871/A)

£7.10.0.

With additional switchbox (as illustrated)... £8.8.0.



TRIX

Quality
Sound Equipment

THE TRIX ELECTRICAL CO LTD.
MAPLE PLACE, TOTTENHAM COURT ROAD,
LONDON, W.1.

Tel: MUS.5817. Gram: Trixadio Wesdo, London

RANDOM RADIATIONS

By "DIALLIST"

Long-distance F.M....

WRITING from Dereham, in Norfolk, an Air Force reader tells me that he has entirely given up listening to the B.B.C.'s medium- and long-wave stations and now relies on Wrotham for broadcast news and entertainment. Wrotham is about 120 miles from Dereham; but he writes that he has a useful signal for 90 per cent of his listening time and a first-rate signal for 85 per cent of it. One might think that rather good going even if he had a two- or three-element aerial array on a high mast; but, in fact, his aerial is a picture-rail dipole in a ground floor room! Yet with that he has received all the B.B.C. v.h.f. transmitters now at work, as well as some of the Germans. He doesn't say how many r.f. amplifying stages his set contains; but I expect he'll have to cut some of them out when Tacolneston starts up almost on his doorstep with an e.r.p. of 120 kilowatts!

...And TV, Too

And it's not only f.m. that is spanning unexpectedly long distances. I was talking the other day to a friend who also lives in Norfolk. He told me that, having installed a new

13-channel television receiver he thought he'd try for the Croydon I.T.A. station just for fun. He knocked together a rather Heath Robinson Channel 9 aerial, erected it on a calm day and connected it to the set. To his utter astonishment, he found the sound quite good and the picture passable, though apt to come unlocked at times. Since then he has had a six-element Yagi put up and is now able to get an acceptable picture more often than not. It was reported some time ago that Croydon was being received in north Cheshire and I remember reading somewhere of occasional reception in Dorset. Some of these long-distance feats are undoubtedly due to freak conditions; but the others can't be since they are such regular occurrences.

Heater Kilowatts

HAVE you ever thought of the amount of power that's needed to provide listeners and viewers in this country with an evening's entertainment? Leaving studios and transmitters out of account, the figures for sound and television receivers alone are surprising when you work them out. Suppose that on the average 7,000,000 mains sound sets

and 3,000,000 television receivers are in use for three hours. Taking the consumption of the sound receivers as 30 watts apiece, their needs amount to 630,000 kWh, while at 150 watts each the TV sets call for 1,350,000 kWh. Total: 1,980,000 kWh. As our figures have all been, I feel, on the conservative side we can make the total the nice round sum of 2,000,000 kWh. Would you have guessed that it would come to so much?

I.F.s and Interference

THE LETTER on f.m. receiver design from G.H. Russell which appeared in last month's issue of *Wireless World*, raised a very important point. The whole question of intermediate frequencies in television and sound receivers (both a.m. and f.m.) is one that should be tackled energetically and without delay. I know, for example, a case in which a brand new television set and an equally new a.m./f.m. receiver in adjacent flats cause mutual interference. Whenever it is working the a.m./f.m. set spoils the television picture; the TV set gets its own back by causing the sound receiver to howl if an attempt is made to use it on certain short-wave bands. I imagine that most radio servicemen could cite similar cases of mutual interference and I should think that this sort of thing must be giving the P.O. engineers concerned with the detection and prevention of interference a rather hectic time.

A Plea for Front Controls

IT MAKES, I suppose, for a neat and tidy looking job if all the control knobs of a TV set, except volume (with switch), contrast and brightness, are at the back of the set. But, unless you've the arms of a gorilla and the neck of a giraffe, it also makes it a rather exasperating business to adjust a set. You can, of course, use a mirror propped up on a table; in fact that's what I'm compelled willy nilly to do when putting my own set through its paces on Test-card C. But it's not nearly so satisfactory as being able to look the screen straight in the face as you twiddle the knobs. A few makers realise this and are kind enough to put line-hold, frame-hold, linearity



"WIRELESS WORLD" PUBLICATIONS

	Net Price	By Post
SHORT-WAVE RADIO AND THE IONOSPHERE. T.W. Bennington. Engineering Division B.B.C.	10/6	11/2
GUIDE TO BROADCASTING STATIONS 1955-56. Compiled by <i>Wireless World</i>	2/6	2/10
WIRELESS WORLD F.M. TUNER. S.W. Amos, B.Sc. (Hons.), A.M.I.E.E. and G.C. Johnstone, B.Sc. (Hons.)	2/-	2/3
RADIO LABORATORY HANDBOOK. M.G. Scroggie, B.Sc., M.I.E.E. 6th Edition	25/-	26/5
STUDIO ENGINEERING FOR SOUND BROADCASTING. BBC Engineering Training Manual by members of the BBC Engineering Division. General Editor J.W. Godfrey	25/-	25/11
INTRODUCTION TO VALVES R.W. Hollows, M.A. (Cantab.), M.I.E.E., and H.K. Milward, B.Sc. (Lond.), A.M.I.E.E.	8/6	9/2
RADIO INTERFERENCE SUPPRESSION: As Applied to Radio and Television Reception. C.L. Stephens, A.M.I.E.E. 2nd Edition	10/6	11/1
RADIO DESIGNER'S HANDBOOK. F. Langford Smith, B.Sc., B.E., Senior Member, I.R.E. (U.S.A.), M.I.E. (AUST.). 4th Edition (revised)	42/-	44/-
ADVANCED THEORY OF WAVEGUIDES. L. Lewin	30/-	30/10
FOUNDATIONS OF WIRELESS. M.G. Scroggie, B.Sc., M.I.E.E. 5th Edition	12/6	13/6

A complete list of books is available on application. Obtainable from all leading booksellers or from ILIFFE & SONS LTD., Dorset House, Stamford Street, London, S E 1

controls, interference limiter and so on under a neat and inconspicuous little hinged cover at the front. Some others put them quite accessibly at one side of the cabinet.

Designers Please Note

One set that I had was a perfect brute to adjust. To begin with, the brightness control and the interference limiter were both at the back. That made it twice as hard as it should have been to get proper distinction of shades on the colour wedges and to limit interference effects as far as possible, without spoiling the whites. Then there was the frame-hold. That had to be exactly right for the interlace to be satisfactory and the setting was nearly as critical as that of the tuning knobs of a "straight" short-wave receiver in the old days. Some readers will doubtless recall the delicate touch and the minute movements that tuning such a set to a weak and distant signal involved in the years that now seem so long ago! In the television receiver I'm all for knobs in front. After all, it's the natural and proper place for them and I'm sure that if designers will give high priority to this very important point, they'll find ways of putting them where they should be without spoiling the look of their sets. Those who do so will, I'm sure, earn the gratitude of all who use their sets — to say nothing of the men who have to service them.

SMOKE SIGNALS ARE NOW OBSOLETE

Then the little Hiawatha

Took a correspondence course.
Studied often, in his wigwam,
Kirchhoff's laws and lines of force.
Wouldn't stop for Minnie-Ha-Ha,
Tempting him with breathless sighs,
Had to learn to solve quadratics;
Had to learn to factorize.

Integrating was quite simple—
Couldn't differentiate—

See the wild electron war-dance!
When you want a stable state.
Often he would tear his hair out,
Often he would rage and squawk,
Couldn't cut a crystal axis
With a broken tomahawk.

When at last his studies ended,
Now called Big Chief Injun-Ear,
Not for him the bow and arrow,
Guided missiles, now, I fear.

So you see how electronics
Change the life of Indian Braves.
Scalping now is out of fashion—
Push a switch for closer shaves.

E. E. Rowe.
(Long after Longfellow)



"THE CHOICE OF CRITICS"

GLASS-ENCLOSED CARTRIDGE FUSES



Bulgin fuses are safe, certain and fireproof. They constitute reliable safeguards against damage to apparatus by overload-currents. Uniform and accurate with highly Silver-plated contacts.

Bulgin 1/16 in. x 1/16 in. dia. fuse.
Ratings: .05A., to 3.0A., at 250V. High carrying ratings available for lower max. voltages. Conforms to B.S. 646(n).

Bulgin 1/16 in. x 1/16 in. dia. fuse.
Same ratings as the 1/16 in. model above. Blowing factor is also 2 x rating ± 50%; clearing with 10 secs.

Bulgin 1 1/16 in. x 1/16 in. dia. fuse.
With the new style electronically-sealed and connected end-caps. Moisture proof, sealed. Many popular current ratings: B.S.646(B).

"PAK" Delay-fuses. Manufactured to the same physical standards and dimensions as the 1 1/16 in. B.S.646(B) type above, this surge-handling fuse is designed to withstand 75% overload for approx. 120 secs. Overloads of 100-175% will blow it in 5-30 secs., and application of 300% rating will rupture instantaneously.

Automobile type 1/16 in. x 1/16 in. dia. with pointed end-caps.
Selection from 3 to 25 amps.

Standard British and U.S.A. Automobile 1 1/16 in. x 1/16 in. dia. fuse.
3 to 35 amps. blowing ratings.

Bulgin 38 mm. x 10 mm. dia. fuse.
Wide range of ratings.

For full technical details of these fuses and other Bulgin components, send for comprehensive catalogue 195/WW. Price 1/- post free.



BULGIN

A. F. BULGIN & CO. LTD.
BYE-PASS ROAD,
BARKING, ESSEX

Telephone R1Ppleway 5588 (5 lines)

UNBIASED

By FREE GRID

New Entente Cordiale?

I NOTICED recently in the Press that the B.B.C. had signed the contract for work to start on the new television headquarters which are to be built on the site of the Court of Honour of the old White City.

It is in a way singularly appropriate that the TV centre should be built on this site for it so happens that the White City was opened in the very year (1908) that the late Campbell Swinton published in a letter to *Nature* the basic idea behind our modern television system, namely c.r. tube scanning. It will be recalled that the White City was opened to house the Franco-British Exhibition which was intended to further the interests of the *entente cordiale*.

This common date is perhaps rather a tenuous link between the White City and television but now that the new headquarters are being built on its site it is worth mentioning even if only to give a talking point to the V.I.P. who will preside at the opening ceremony a few years hence. It would be highly appropriate if the inauguration ceremony were performed by the successor of King Edward VII, the founder of the *entente cordiale*. Maybe this new "White City" will symbolise the beginning of a still wider *entente cordiale* in accordance with the B.B.C.'s famous motto.

Feet or Megamiles?

ALL readers of *Wireless World* know that the speed of electricity in our house wiring is of the order of feet per hour and has nothing to do with the speed of light or wireless waves. If there are any who don't know it, then "Cathode Ray" has laboured in vain. However, such knowledge has not yet penetrated the portals of a prominent daily newspaper which alleged in a general knowledge quiz that 186,282 miles per second was the correct figure.

I have taken "counsel's opinion" on this matter and have been assured that not only is this figure wrong but it could not possibly be right as it would mean that each electron would have an infinitely high mass. The "eminent counsel" (*scientiæ*) whom I consulted also points out to me that it requires a Berkely synchrotron to impart 9/10ths of the speed of light to an electron or proton.

However, we cannot reasonably

expect a daily newspaper to go into the matter as deeply as all this. But we do expect it not to stick its neck out in the way it does in a reply sent to a reader of *Wireless World* who questioned the accuracy of the published figure. The newspaper's letter has been forwarded to me and from it I learn that if such a low speed as "feet per hour" were correct we should all have to use candles while we waited for the electrons to crawl along from the switch to the lamp.

It is clear that the newspaper man who puts forward this view has forgotten all about the electrons "in the pipe". I cannot help shedding a tear as I think of him shivering in his pyjamas as he waits with his



Watching and waiting.

kettle under the tap for water to make its long and weary way from the local waterworks before he can make his early morning cup of tea.

Supergraphic Morse

ONE of the few things not mentioned in the *Wireless World* report on the R.S.G.B. Show, at which I spent a thoroughly enjoyable time, was the try-your-speed morse exhibit by the R.A.F.

Phones were provided for reading morse at 12, 18, 25 and 35 words per minute. I tried my hand at the first three and, although "I says it as shouldn't," I didn't do too badly. But I didn't risk having a go at the 35 w.p.m. stuff. Although I hung about the stand for some time I didn't see anybody trying to take down a message at this speed; indeed I

don't think that the R.A.F. expected anybody to do so as although morse was being churned out continuously at the lower speeds, the 35 w.p.m. phones were marked "on request only".

Quite frankly I don't think that it is possible to do it by "copying" letter by letter in the ordinary way. I find that the maximum speed at which I can write intelligibly is about 30 w.p.m. If any of you think you can do better try scribbling out as fast as you can write some well-known words such as those of the National Anthem.

With a typewriter it is possible to copy morse at 35 w.p.m. and many years ago it was reported in *W.W.* that the world's champion wireless operator attained a copying speed of 73 w.p.m. in this way. But to copy at 35 w.p.m. using pencil and paper would need memorising each sentence and then jotting it down in shorthand. Even so it would obviously mean "copying late" and I don't think it could be kept up for long. If there is some secret method of taking down morse at supergraphic speeds without a typewriter I should like to hear of it.

Iconoclastic Nomenclature

I'M glad that "Diallist" reminded us in a recent issue that the correct pronunciation of Tacolneston is Tackleston; a lot of these East Anglian names such as Wymondham, Hunstanton and Stiffkey form pitfalls for the unwary.

However, if the name of Tacolneston is to be used much by B.B.C. announcers the pronunciation "Tackleston" will soon be forgotten, even by the local yokels. Who now ever talks of Danetree since the B.B.C. started calling it Daventry thirty years ago? Danetree is as dead as Sissister for Cirencester although the B.B.C. wasn't responsible for that. But the all-powerful Corporation has even varied the pronunciation of Newmarket by stressing the first syllable instead of the second, a thing which in Edwardian days was only done by ignorant "Lunnon folk"; nowadays even the oldest inhabitant knows no better.

Probably the best way of preserving the time-honoured pronunciation of place names from the ravages caused by the sacrilegious tongues of B.B.C. announcers would be to amend the spelling before it is too late. This was done long ago in the case of Brighton with the result that it is still pronounced as it was in the days when it was spelt Bright-helmstone.

**A NEW TECHNIQUE IN HIGH SPEED
WAVEFORM MONITORING**

BANDWIDTH :

10 kc/s to 300 mc/s

INPUT IMPEDANCE OF EACH PROBE :

Approx. 1 pf (input element of variable capacity divider)

MAXIMUM SENSITIVITY :

Full Scale Deflection for 1 Volt input

TIME SCALE :

Variable from .05 microsecs to 5 microsecs

RECURRENCE RATE OF MONITORED WAVEFORM :

100 c/s to 10 kc/s

CALIBRATION :

Provision is made for accurate measurement of time and voltage scales of a waveform

PREVENTION OF JITTER :

A circuit is incorporated for providing a stable display when a monitored waveform is jittering with respect to its driving pulse.



HIGH SPEED RECURRENT WAVEFORM MONITOR TYPE 500

The wide bandwidth and high sensitivity of the instrument as well as the very high input impedance result from the use of a sampling technique. During each recurrence a measurement is made of the instantaneous amplitude of one point in the waveform. This measurement is amplified and applied to the cathode ray tube as one co-ordinate of a graph of the waveform. During subsequent recurrences, instantaneous measurements are made of different points, resulting, after about 100 recurrences, in a complete graph.

Please write for further information.

METROPOLITAN-VICKERS

ELECTRICAL CO LTD · TRAFFORD PARK · MANCHESTER, 17

Member of the AEI group of companies

Leading Electrical Progress

... the first in the world


ACOUSTICAL announce the introduction of the world's first full range **DISTORTIONLESS ELECTROSTATIC LOUDSPEAKER**

The Loudspeaker, designed for use in the home, will be demonstrated and details released at the London Audio Fair in April.

- * Acoustical were the first to demonstrate a British designed distortionless Electrostatic Loudspeaker and the first to show the possibilities of extended range with this system



ACOUSTICAL MANUFACTURING COMPANY LIMITED
HUNTINGDON, HUNTS.
Huntingdon 361 & 574



I say, George.

Sir!

By jove! You do sound official.

I am—there have been so many requests for the official description of a transductor.

And you're going to give it.

Exactly. A transductor is a device consisting of one or more ferro-magnetic cores with windings, by means of which an A.C. voltage or current can be varied by an independent voltage or current, utilizing saturation phenomena in the magnetic circuit.

By jove! That sounds impressive, George.

Almost as impressive as the performance of Parmeko transductors—the popularity of which is displayed in other types of 'Saturation phenomena'—bulging order books.

PARMEKO of LEICESTER


MAKERS OF TRANSFORMERS FOR THE ELECTRONIC AND ELECTRICAL INDUSTRY

Attention is drawn

to the **EDDYSTONE 770**

V·H·F & U·H·F

*Communications
Receivers*



Specially suited for
**Monitoring
Field Tests
Laboratory**

ETC.

for highest grade equipment



Superbly engineered and of advanced design, the two models offered possess excellent electrical characteristics and are robustly constructed for service in any climate.

The "77OR" has continuous AM/FM coverage from 19 Mc/s to 165 Mc/s; the "77OU" from 150 Mc/s to 500 Mc/s.

Both incorporate six-position turret tuning assemblies of unique design and giving high reliability. Self-contained when operated from AC mains and with provision for use on external power supplies. Fully descriptive literature with illustrations and performance curves available on request.

Manufacturers: **STRATTON & Co. Ltd., Birmingham, 31.**

miniature HT RECTIFIERS for domestic RADIO and TELEVISION receivers

FEATURES

- Withstand overloads such as charging current of deformed electrolytic capacitors
- Instant starting — no warming-up period
- Unlimited instantaneous overload
- Practically indestructible in service.
- No limit to size of reservoir capacitor
 - Simple wiring — two connectors only.
 - Simple mounting — no valve holder
 - Small size . . . low weight
 - Low heat dissipation
 - Low cost

TYPE	RM0	RM1	RM2	RM3	RM4	*RM5
Maximum ambient temperature	35°C	35°C	35°C	35°C	40°C	40°C
Maximum output current (mean)	30mA	15mA	60mA	120mA	55°C 125mA	55°C 150mA
Maximum input voltage (r.m.s.)	125V	30mA	30mA	125V	250mA 125mA	250V
Maximum peak inverse voltage	350V	125V	350V	350V	700V	700V
Max. instantaneous peak current	Unlimited	Unlimited	Unlimited	Unlimited	Unlimited	Unlimited
Weight	0.82 oz.	1 oz.	1.4 oz.	2 oz.	4.5 oz.	4.75 oz.

* For use in voltage doubler circuits the peak inverse and maximum input voltages are halved, current output being as for half wave operation.



Standard Telephones and Cables Limited

Registered Office: Connaught House, Aldwych, London, W.C.2

RECTIFIER DIVISION: Edinburgh Way, Harlow, Essex

'Araldite'

epoxy casting resins

epoxy

epoxies

'Araldite'

'Araldite'

epoxy resin adhesives

epoxy surface coating resins

'Araldite'

'Araldite'

- These versatile resins have a remarkable range of characteristics and uses. They are used*
- * for bonding metals and ceramics.
 - * for potting and sealing electrical components.
 - * for producing glass cloth laminates.
 - * for producing jigs, fixtures, patterns and tools.
 - * as fillers for sheet metal work.
 - * as protective coatings for metal surfaces.

epoxy casting resins

epoxy casting resins

'Araldite'

Araldite is a Registered Trade Mark


FULL DETAILS WILL BE SENT GLADLY ON REQUEST

Aero Research Limited

A Ciba Company

Duxford Cambridge. Telephone : Sawston 187

Frequency Modulation...



On 28th July, 1955, the Postmaster General announced that, in the interests of world-wide standardisation, the present system of amplitude modulation in the V.H.F. maritime services would be changed to one of frequency modulation. A.T.E. VHF Frequency Modulated Equipment is available for all marine requirements — portables, ships' sets, shore installations.

*Our experience
as pioneers in Harbour Radio
is at your service.*

FOR FULL TECHNICAL INFORMATION
PLEASE WRITE TO:—

Automatic Telephone & Electric Co. Ltd.

RADIO AND TRANSMISSION DIVISION

STROWGER HOUSE • ARUNDEL STREET • LONDON W.C.2



"MUST HAVE" BARGAINS!

BC.610 MODULATION TRANSFORMERS. Brand new spares for this famous American Transmitter. In Maker's Original Cases. ONLY £5 each.

CONSTANT VOLTAGE TRANSFORMERS. Manufactured by SOLA of CHICAGO, U.S.A. Primary 90-125 v. or 190-250 v. Secondary 115 v. precisely at 2 KVA. Can be adjusted for 50 or 60 cycles operation. Primary and secondary are completely isolated, and for 230 v. output two can be used in series. Fully guaranteed. ONLY £21 each, or £40 per pair.

RF UNITS TYPE 26. For use with the R. 1355 or any receiver with a 6.3 v. supply. This is the variable tuning unit which uses 2 valves EF54 and 1 of EC52. Covers 65-50 Mc/s (5-6 metres). Complete with valves, and BRAND NEW IN MAKER'S CARTONS. ONLY 29/6 each.

"PYE" 45 MC/S I.F. STRIP. Ready made for London Vision Channel, this 5-stage strip contains 6 valves EF50 and 1 EA50. Supplied with circuit and details of very slight mods. required. BRAND NEW, ONLY 59/6 or less valves 39/6.

TRANSFORMERS. Manufactured to our specification and fully guaranteed. Upright mounting, fully shrouded, normal primaries.
425 v.-0-425 v. 250 mA., 6.3 v. 4 a., 6.3 v. 4 a., 5 v. 3 a., 65/-
350 v.-0-350 v. 160 mA., 6.3 v. 6 a., 6.3 v. 3 a., 5 v. 3 a., 47/6.
350 v.-0-350 v. 150 mA., 6.3 v. 5 a., 0-4.5 v. 3 a., 37/6.
250 v.-0-250 v. 100 mA., 6.3 v. 6 a., 5 v. 3 a., 37/6.
250 v.-0-250 v. 60 mA., 6.3 v. 3 a., 5 v. 2 a., 21/-.

TRANSFORMERS, FILAMENT. 6.3 v. 2 a., 7/6, 6.3 v. 3 a., 10/6.

TRANSFORMERS, EHT. Upright mounting.
EHT for VCR97 Tube 2,500 v. 5 mA. 2 v.-0-2 v. 1.1 a., 2 v.-0-2 v. 2 a., 42/6.
EHT 5,500 v. 5 mA., 2 v. 1 a., 79/6.
EHT 7,000 v. 5 mA., 2 v. 1 a., 89/6.
EHT 7,000 v. 5 mA., 4 v. 1 a., 89/6.

TRANSFORMER EHT. Unrepeatable "snip" 250 v. primary, secondary 2,000 v. R.M.S. (approx. 2,800 v. D.C.). Size 2 1/2 x 2 1/2 x 3 in. H + 3/4 in. for tag panel. ONLY 15/-.

TRANSFORMERS, EX-W.D. AND ADMIRALTY. Built to more than 50 per cent safety factor with normal A.C. mains primaries. Brand new and unused, 330-0-330 v. 100 mA. 4 v. 3 a., 22/6.

L.T. HEAVY DUTY. Has 3 separate windings of 5 v.-0-5 at 5 amps., and by using combinations will give various voltages at high current. ONLY 39/6.

TRI196 TRANSMITTER SECTION, complete with valves EL32, EF50, CV501, and all components. BRAND NEW. Price ONLY 12/6.

COMMUNICATIONS RECEIVER R.1155

The famous ex-Bomber Command Receiver known the world over to be supreme in its class. Covers 5 wave ranges: 18.5-7.5 Mc/s., 7.5-3.0 Mc/s., 1,500-600 kc/s., 500-200 kc/s., 200-75 kc/s., and is easily and simply adapted for normal mains use. Full details being supplied.
BRAND NEW AND UNUSED IN MAKER'S TRANSIT CASES. ONLY £11/19/6.

BRAND NEW BUT SHOP SOILED, £9/19/6. Used, excellent condition, £5/19/6.

A.C. MAINS POWER PACK OUTPUT STAGE, in black metal case, enabling the receiver to be operated immediately, by just plugging in, without any modification. Can be supplied as follows: With built-in 6 1/2 in. P.M. speaker, £5/5/-, LESS speaker, £4/10/-.

DEDUCT 10/- IF PURCHASING RECEIVER AND POWER PACK TOGETHER.

Send S.A.E. for illustrated leaflet, or 1/3 for 14-page booklet which gives technical information, circuits, etc., and is supplied free with each receiver. All models aerial tested before despatch.

MARCONI SIGNAL GENERATORS TF-39CG

Frequency coverage 16-150 mcs. BRAND NEW IN MAKER'S ORIGINAL TRANSIT CASES, and complete with spare valves, instruction manual, etc. For normal A.C. mains operation. A unique opportunity to acquire Laboratory Equipment at a fraction of original cost. ONLY £27/10/-.

BAND III CRYSTAL CALIBRATORS

Manufactured by Marconi Instruments. Frequency range 170-240 Mc/s. Has directly calibrated dial and incorporates 5 Mc/s. crystal for accuracy of better than .001%. Internal power pack for normal A.C. mains operation. Completely self-contained in grey metal case size 15 1/2 in. x 10 in. x 10 in., and ready to operate, with spare set of valves, and instruction manual. In original maker's transit case. BRAND NEW ONLY £5/19/6.

F.S.D.	SIZE AND TYPE	PRICE.
1 m.a. D.C.	2in. Flush square	22/6
1 m.a. D.C.	3 1/2 in. Flush circular (scaled 0-600 v.)	52/6
5 m.a. D.C.	2in. Flush square (scaled 0-100 m.a.)	10/6
10 m.a. D.C.	2 1/2 in. Flush circular (blank scale)	10/6
150 m.a. D.C.	2in. Flush square	7/6
200 m.a. D.C.	2 1/2 in. Flush circular	12/6
500 m.a. thermo.	2in. Proj. circular	5/-
4 amp. D.C.	2 1/2 in. Flush circular	15/-
20 amp. D.C.	2in. Proj. circular	7/6
40 amp. D.C.	2in. Proj. circular	7/6
30-0-30 amp. D.C.	Car type moving iron	5/-
15 volts A.C.	2 1/2 in. Flush circular moving iron	8/6
300 volts A.C.	2 1/2 in. Flush circular moving iron	25/-
2 kilovolts A.C.	2 1/2 in. Proj. circular electrostatic	22/6
300 volts D.C.	2in. Flush square	10/6

SPECIAL METER OFFER

Super quality Moving Coil Meters, basic movements 2 m.a. and 4 m.a., in 2 1/2 in. Circular Projection Type case, at present scaled 1 amp. R.F., also 2 m.a. in 2in Flush Square at present scaled 4 amp. R.F. By removing thermo couple, reversing scale, and re-calibrating, a high grade test instrument with any range above the basic F.S.D. can be made. Prices, 2 m.a. circular 7/6d, 4 m.a. 6/6d, 2 m.a. square 5/6d.

MODEL 40 AVOMETERS. This famous self contained multi range AC/DC tester provides 40 ranges of current, voltage and resistance. Limited number are available which have had some use, but every one has been thoroughly overhauled and is GUARANTEED IN PERFECT ORDER. ONLY £9/19/6.

"ALL DRY" RECEIVER MAINS UNIT. If your battery portable uses midget. 1.4 v. valves of the IS4-IT4-IR5-354 series, then this will save you pounds in batteries. Delivers LT and HT from normal mains. Manufactured by "AVO" for the Ministry of Supply. Fused on mains side, and ready to work. Size 8 1/2 in. x 5 1/2 in. x 3 1/2 in. BRAND NEW. ONLY 39/6.

100 MICROAMPS METERS. 2 1/2 in. circular flush mounting. Widely calibrated scale of 15 divisions marked "yards" which can be rewritten to suit requirements. These movements are almost unobtainable today and being BRAND NEW IN MAKER'S CARTONS are a snip at ONLY 42/6.

RECEIVER 25/73. Part of the TRI196. this 6-valve unit makes an ideal basis for a mains operated All-wave Superhet, full modification data being supplied. Complete with valves, 2 each EF36 and EF39, and 1 each EK32 and EBC33. BRAND NEW. ONLY 27/6.

MODEL MAKERS MOTOR. Reversible poles. Only 2in. long and 1 1/2 in. diameter, with 1/2 in. long spindle. Will operate on 4, 6, 12 or 24 v. D.C. ONLY 10/6.

100-0-100 VOLTS METERS by Sangamo Weston. 2 1/2 in. circular, basic movement being 500-0-500 microamps. A really first-class centre zero meter for hundreds of uses. BRAND NEW. IN MAKER'S CARTONS. ONLY 27/6.

POCKET VOLTMETERS. Not Ex-Govt. Read 0-15 v. and 0-300 v. A.C. or D.C. BRAND NEW AND UNUSED. ONLY 18/6.

WALKIE TALKIE TYPE 18. Covers 6.0-9.0 Mc/s. Complete with valves, microphone and headset, and transmitting and receiving units in metal case. In excellent condition. ONLY 79/6.

AVOMINOR CARRYING CASES. Size 5in. x 5in. x 2in. with long carrying strap. In high-quality leather with press stud fixing flap. Made for UNIVERSAL Avomitor. BRAND NEW. ONLY 7/6.

CRYSTALS. British Standard 2-pin 500 kc/s. 15/-, Miniature 200 kc/s. and 465 kc/s. 10/- each.

SPEAKERS. P.M. 6 1/2 in. less trans., 19/6; 8in., less trans., 16/6; 10in. with trans., 27/6.

CHOKES. 10H 60 mA., 4/-, 5H 200 mA., 7/6, 20H, 120 mA., 10/6.

MU-METAL SCREEN FOR VCR97 TUBE, etc., ONLY 8/6.

CABLE CLEARANCE OFFER of 16/012 twin polythene. Weatherproof, and suitable for outdoor use, 39/6 per 100 yard coil. S.A.E. for sample, trade enquiries invited.

Cash with order please, and print name and address clearly

PLEASE ADD POSTAGE OR CARRIAGE COSTS ON ALL ITEMS

U.E.I. CORPORATION Radio Corner, 138, Gray's Inn Road, London, W.C.1. Phone TERMINUS 7937

(Open until 1 p.m. Saturday. We are 2 mins. from High Holborn (Chancery Lane Station) and 5 mins by bus from King's Cross.)

**Important
announcement**



New Orthophonic High Fidelity

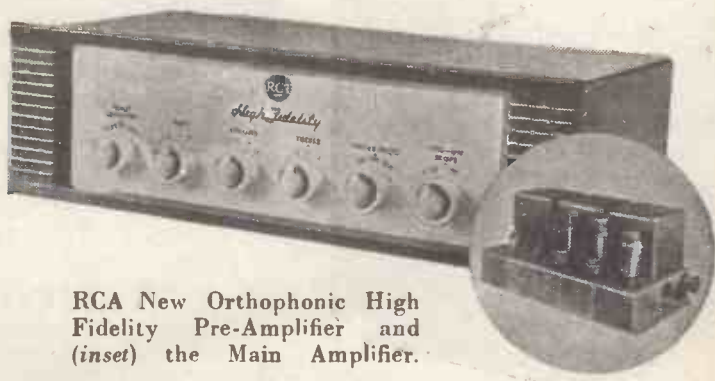
Expert public and musical opinion has suggested that the terms "High Fidelity" or "Hi-Fi" are not always used in the sense in which they were originally conceived, namely to describe the very peak of performance in sound reproduction.

There would appear to be a need for standards to be established, and to be adhered to, by all who would wish to use these terms. In the absence of such an agreement at the present time, RCA announce that their range of "High Fidelity" products will henceforth be styled "**New Orthophonic High Fidelity**" and that this name will be used only in respect of audio equipment of pinnacle performance.

★ **ORTHOPHONIC** (*adj.*) facsimile sound (*music*) a faithful reproduction of the living performance. *Ortho* correct *phonic* pertaining to sound)

Hear RCA Today!

You've only to hear the "New Orthophonic High Fidelity" equipment to realise that RCA have indeed achieved the closest approach to concert hall realism so far. Your dealer will be pleased to arrange a demonstration. Meanwhile may we send you a fully descriptive folder.



RCA New Orthophonic High Fidelity Pre-Amplifier and (inset) the Main Amplifier.

£48 0 0 Complete

RCA PHOTOPHONE LIMITED

An associate Company of Radio Corporation of America


LINCOLN WAY, WINDMILL ROAD, SUNBURY-ON-THAMES, MIDDLESEX
Sunbury-on-Thames 3101



PYE ERICSSON

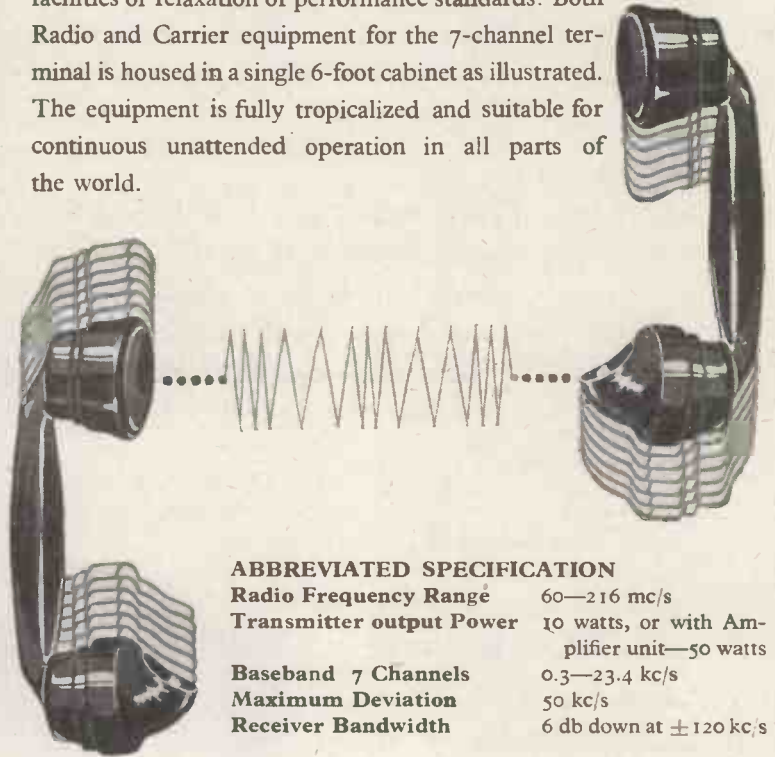
SEVEN CHANNEL

VHF FM RADIO TELEPHONE SYSTEM



This 7-channel Radio Link System has been designed for economy both in initial cost and maintenance demands.

This has been achieved without sacrifice of essential facilities or relaxation of performance standards. Both Radio and Carrier equipment for the 7-channel terminal is housed in a single 6-foot cabinet as illustrated. The equipment is fully tropicalized and suitable for continuous unattended operation in all parts of the world.



ABBREVIATED SPECIFICATION

Radio Frequency Range	60—216 mc/s
Transmitter output Power	10 watts, or with Amplifier unit—50 watts
Baseband 7 Channels	0.3—23.4 kc/s
Maximum Deviation	50 kc/s
Receiver Bandwidth	6 db down at ± 120 kc/s



Telecommunications

CAMBRIDGE ENGLAND



Pye New Zealand Ltd.
Auckland C.I., New Zealand

Pye Radio & Television (Pty.) Ltd.
Johannesburg
South Africa

PYE LIMITED

Pye Canada Ltd.
Ajax, Canada

Pye Limited
Mexico City

CAMBRIDGE

Pye-Electronic Pty., Ltd.
Melbourne, Australia

Pye Limited
Tucuman 829
Buenos Aires

ENGLAND

Pye Ireland, Ltd
Dublin, Eire

Pye Corporation of America
270 Park Avenue
New York

Telephone : TEVERSHAM 3131

HERE IT IS!

THE NEW 1956 EDITION

NEWNES

Radio and Television Servicing

CLAIM YOURS NOW
7 DAYS' FREE EXAMINATION

THIS is the most complete collection of models ever assembled—over 1,550 including the latest Radio Show sets. Here at your elbow you have the circuit diagrams, component layouts, and all the data you need to service the hundreds of different models in use. The work covers Multi-channel T.V. receivers, Band III converters, Radios, Radiograms, VHF/FM receivers and adaptors, Portables, Car radios—they are all here to make servicing speedy and profitable. This great work can pay for itself within a week of receiving it—never has there been such an opportunity for you to make money. Prove this by claiming 7 days' Free Examination. Cut out this page, you will not spoil your copy of "Wireless World," and post to-day. But do this now—the demand will be terrific.

CUT ALONG THIS LINE



**COMPLETE
IN
6 VOLUMES**

**1,550 POPULAR MODELS including
LATEST RADIO SHOW MODELS**

**SEE OVERLEAF
for further details and
method of folding this
POST-PAID Leaflet**

This is a Newnes publication and worthy of your immediate attention. Claim your copy for Free Examination to-day—there is no cost or obligation. Simply cut out this page—you will not spoil your "Wireless World."

Please send me Newnes RADIO AND TELEVISION SERVICING without obligation to purchase. I will either return the work within eight days or I will send the first payment of 9s. 0d. eight days after delivery, and 10s. 0d. monthly thereafter, until the sum of £9 9s. 0d. has been paid. Cash price within eight days is £9.

Name

Address

Occupation

Your Signature

(Or your Parent's Signature if under 21) **RTV 109**

Place X where it applies

HouseOWNER	<input type="checkbox"/>
Householder	<input type="checkbox"/>
Living with Parents	<input type="checkbox"/>
Lodging Address	<input type="checkbox"/>

The Biggest PROFIT-MAKER Ever Produced!

NEWNES

Radio and Television Servicing

ALL POPULAR MAKES INCLUDING LATEST RADIO SHOW MODELS

1,550 MODELS

TELEVISION

SERVICING DATA for—

Ace, Alba, Ambassador, Argosy, Baird, Banner, Beethoven, Bush, Champion, Cossor, Decca, Defiant, Ekcovision, E.M.I., English Electric, Ferguson, Ferranti, G.E.C., H.M.V., Invicta, K-B., McCarthy, McMichael, Marconiphone, Masteradio, Mullard, Murphy, Pam, Peto Scott, Philco, Philips, Pilot, Portadyne, Pye, Rainbow, Raymond, Regentone, R.G.D., Sobell, Stella, Ultra, Valradio, Vidor.

RADIO

SERVICING DATA for—

Ace, Ambassador, Banner, Beethoven, Bush, Champion, Cossor, Decca, Danco, Defiant, Eddystone, Ekco, Etronic, Ever Ready, Ferguson, Ferranti, G.E.C., Graunig, Invicta, K-3., McCarthy, McMichael, Marconiphones, Masteradio, Mullard, Murphy, Pam, Peto Scott, Philco, Philips, Pilot, Pye, Rainbow, Raymond, Regentone, R.G.D., Roberts Radio, Sobell, Strad, Ultra, Vidor.

Owners said the last edition was worth a fortune! This up-to-the-minute New Edition is even more valuable. Prove it yourself by sending for Free Examination—there is no cost or obligation on your part. But please hurry!

YOURS FOR 7 DAYS' FREE EXAMINATION

6 volumes strongly bound in maroon cloth.

3,150 pages of up-to-the-minute data, and practical information written by skilled Radio and T.V. engineers.

1,550 models and more—the wanted data you must have for profitable servicing work.

3,000 circuit, component and chassis layout diagrams. Also photographs and explanatory illustrations.

With quick-reference indexes to all models and makers.

FREE 2 Years' Technical Advisory Service on any of the many subjects in the work.

DON'T MISS THIS GREAT OPPORTUNITY

Postage will be paid by George Newnes Ltd.

No postage Stamp necessary if posted in Gt. Britain or Northern Ireland.

BUSINESS REPLY FOLDER
Licence No. W.C. 1129

GEORGE NEWNES, LIMITED,
66/69, GREAT QUEEN STREET,
LONDON, W.C.2

CUT OUT THIS PAGE INTACT, FOLD AND POST
NO STAMP REQUIRED



NOW POST TO-DAY!

TUCK (B) INTO (C) SO THAT NEWNES ADDRESS SHOWS

FOLD HERE (B) across leaflet



(A) FOLD ALONG HERE

CUT ALONG THIS LINE




FOLD HERE (C) across leaflet

FOLD ALONG PAGE LENGTHWISE AT (A) AND TURN FLAP UNDER

HOW TO FOLD THIS PAGE FOR POSTING
NO STAMP REQUIRED

DYNATRON HIGH FIDELITY EQUIPMENT

Outstanding Quality and Performance



12-WATT AMPLIFIER L.F.10. 4 valves—
Price £25. Purchase Tax £9.15.0

“ETHER PATHFINDER” AM/FM
TUNER T.10. 8 valves—Price (in-
cluding Tax) £60.16.4




TONE CONTROL UNIT T.C.10. 2 valves—
Price £12.17.6. Purchase Tax £5.0.6

Alternatively—

3-STATION PRE-TUNED 7-valve F.M.
TUNER Type F.M.1. Price £18.0.0. Purchase
Tax £7.0.6. Total £25.0.6

Power Unit Type P.1. available—Price
£6.15.0. Purchase Tax £2.12.0. Total £9.7.0



If ordered separately, Purchase Tax is not chargeable on T.C.10, L.F.10 and P.1.

Made by Manufacturers of High Quality Radiogramophones since 1927


Only Dynatron offers a complete range with Tuners. The chassis
are as fitted to the range of Supreme Dynatron Radiogramophones

DETAILS FROM:
DYNATRON RADIO LIMITED

SALES OFFICE AND SHOWROOMS
THE FIRS, CASTLE HILL, MAIDENHEAD
TELEPHONE: MAIDENHEAD 1811, 2/3

Build these New PREMIER TELEVISORS!

NOW REDUCED IN PRICE



★ **13 CHANNEL DESIGN N° 1**

MAY BE BUILT FOR £ 31-12-2 PLUS COST OF C. R. T.

★ **5 CHANNEL DESIGN N° 2**

MAY BE BUILT FOR £ 26-12-4 PLUS COST OF C. R. T.

BUILD IN 5 EASY STAGES. FULL CONSTRUCTIONAL DETAILS AVAILABLE. INSTRUCTION BOOK 3/6 POST FREE INCLUDES BOTH DESIGNS.

CONSOLE CABINETS with full length doors for 14", 16" and 17" tubes PRICE £ 14. 14. 0. H. P. Terms : Deposit £ 7. 7. 6. and 9 monthly payments of 18/6d.

CONSOLE CABINETS previously advertised, still available at £ 12. 12. 0. H. P. Terms : Deposit. £ 6. 6. 0. and 8 monthly payments of 18/3d.

PREMIER RADIO COMPANY,

Tel: Ambassador 4033 & Paddington 3271 207, EDGWARE RD., LONDON, W.2.

Telcon Metals announce

a new Mumetal Shield for the 4"
Emitron Cathode Ray Tube type 4 E.P.I.



This Shield has been designed with the assistance of Electronic Tubes Ltd., and is now fully tested and approved to produce maximum magnetic screening.

The Shield is manufactured in two halves in 0.036" thick Mumetal and is attractively finished with silver hammer stove enamel exterior and matt black heat absorbing interior.

Dimensional drawings are available on request.

Provided that additional tooling is unnecessary slight modifications can be effected to the screen at little extra cost.



THE TELEGRAPH CONSTRUCTION & MAINTENANCE CO. LTD
Metals Division, Telcon Works, Manor Royal, Crawley, Sussex. Tel: Crawley 1560
HEAD OFFICE: MERCURY HOUSE, THEOBALD'S ROAD, LONDON, W.C.1. HOLBORN 8711

G.W. SMITH & CO

(RADIO) LIMITED

Phone: GERRARD 8204/9155

Cables: SMITHEX LESQUARE


3-34 LISLE STREET, LONDON, W.C.2

TRADE ENQUIRIES
INVITED

FOR ALL RADIO BARGAINS

WE PURCHASE ALL TYPES OF
RECEIVERS AND TEST GEAR

50 MICROAMP METERS



Grand offer of brand new test sets containing a 2 1/2 in. flush mounting 50 microamp meter housed in grey instrument case complete with chromium plated handle. Ideal basis for sensitive testmeter, valve voltmeter or output meter. This unit also contains a VR92 diode and many other useful components. Price 59/6 each.

HEAVY DUTY VOLTAGE REGULATOR TRANSFORMERS. These transformers will regulate 50 cycle A.C. mains between 185 and 250 volts at 24 amps. Price £12/10/0 each.

METER SWITCHES. Standard Yaxley type, 8 bank, single pole, 9, 11, or 12 way, 7/6.

MARCONI SIGNAL GENERATORS TFG 390. Frequency coverage 16/150 mc/s on 4 banks. Brand new and complete with instruction manuals and charts, £25 each. TFG 517. Frequency coverage 16/58 and 130/260 Mc/s. Brand new and complete with all coils £35 each.

EDDYSTONE 12 VOLT ROTARY POWER UNITS. Input 12 volts D.C. Output 180 volts 65 m.a. Housed in grey metal case and complete with all smoothing, 19/6 each.

METER BARGAINS

0-50 m.a.	2in. sq.	F.M. M/coil.	7/6.
0-150 m.a.	2in. sq.	F.M. M/coil.	7/6.
0-200 m.a.	2 1/2 in. rd.	F.M. M/coil.	9/6.
0-300 v.	2 in. sq.	F.M. M/coil.	10/6.
0-10 amp.	2 1/2 in. rd.	F.M. M/coil.	12/6.
0-300 v.	2 1/2 in. rd.	F.M. M.I.	25/-.
50-0-50 amp.	2 in. sq.	F.M. M/coil.	8/6.

PARMECO TRANSFORMERS. Input 230 volts 50 cycle. Output 620/0/620 volts 250 m.a. tapped 550/0/550 and 375/0/375 volts. Two 5 volt windings at 3 amps. Ample space for 6.3 volt windings. 100 % rating. 42/6 each.

100 MICROAMP METERS. 2 1/2 in. flush mounting meter, scaled 0-1500 yds. First grade instruments, brand new and boxed, 39/6 each.

ADMIRALTY L.T. TRANSFORMERS. Input 230 volts 50 cycle. Output 5/0/5 volt, 5/0/5 volt and 5/0/5 volt at 5 amps. This will give any voltage between 5 and 30 volts at 5 amps in 5 volt steps. 39/6 each.

CRYSTAL MICROPHONE INSERTS. Ideal for amplifiers, tape-recorders etc., 4/6 each.

DEAF AID UNITS.

Exceptional offer of brand new deaf aid chassis complete less only outside bakelite case. These contain three sub-miniature valves, crystal mike, volume and tone controls, etc. Battery space on chassis (22 1/2 x 1 1/2 in.). Hundreds of useful applications. Price only 19/6.

Miniature earpieces to match. 30 ohm, 3/6 each. (sold separately also). Leads 1/- extra.



COSSOR DOUBLE BEAM OSCILLOSCOPES. Type 3339. We are again able to offer these 'scopes at a fraction of their original cost. Supplied in perfect condition for operation on 200/250 volts 50 cycle mains, price £27/10/0 each.

AR88 SPARES. Brand new complete drive assemblies, 10/6. This precision drive can easily be adapted for use on other type receivers. Brand new 4 gang tuning condensers for AR88, 22/6 each.

BENDIX COMMUNICATION RECEIVERS RA-1B. Six waveband receiver covering 150 kc/s to 17 Mc/s, gap 1.5 to 1.8 Mc/s. Valve line-up, 5 6K7, 1 6L7, 1 6R7 and 1 6K6 output valve. Power requirements 250 volts H.T. and 6.3 volts L.T. All receivers tested before despatch. Only £11/19/6 each.

ROTARY CONVERTORS. Input 24 volts D.C. Output 230 volt 50 cycle 150 watts. Supplied in perfect condition, £4/12/6 each.

BENDIX TA-12C. TRANSMITTERS. Frequency coverage 300/600 kc/s and 3/12 mc/s. Two 807 P.A. stage, 807 buffer and 4 12SK7 oscillator stages. Supplied in perfect condition, 59/6 each.

POST OFFICE UNISELECTORS. Standard type, 25 position, 4 bank, 32/6; Ditto 8 bank, 45/-. Special 10 bank type with contact banks mounted in polystyrene, 59/6.

FIELD TELEPHONES. Type DON MK. V. This type use a buzzer as a call signal and operate from two 1.5v. cells. Supplied complete with handset, buzzer, bell, key and instructions, 39/6 each.

TYPE SOUND POWERED. This type require no batteries whatsoever and use a hand generator for calling. Supplied in perfect order, 55/- each.

CENTRE ZERO MICROAMMETERS. Basic movement 500-0-500 microamp, scaled 150-0-150 volts. 2 1/2 in. scale, flush mounting, brand new and boxed, 25/-.

CAMBRIDGE UNIPivot GALVONOMETERS. A few only of these instruments still available at a fraction of original cost. Specification:- F.S.D. 50-0-50 microamps, res. 50 ohms, 3in. mirror scale with knife edge pointer. Dia 4in. depth 2in., supplied brand new and tested in leather case, 79/6.

METAL RECTIFIERS

12v. 1a. Fw. bg. 7/6.	12v. 2a. hw. 1/6.
12v. 2a. Fw. bg. 11/3.	200v. 60ma. hw. 4/6.
12v. 4a. Fw. bg. 14/3.	250v. 80ma. hw. 7/6.
12v. 10a. Fw. bg. 32/6.	350v. 60ma. hw. 6/6.
24v. 4a. Fw. bg. 27/6.	250v. 250ma. hw. 16/6.
CONTACT COOLED RECTIFIERS (small).	
125v. 80ma. hw. 4/3.	250v. 85ma. hw. 9/-.
250v. 50ma. hw. 7/6.	250v. 300ma. hw. 15/6.
250v. 75ma. Fw. bg. 12/6.	

MARCONI BAND-III CRYSTAL CALIBRATORS. Frequency coverage 170/240 Mc/s directly calibrated. Accuracy .001%. Supplied brand new in original transit case with spare set of 5 valves and 5Mc/s crystal, £5/19/6 each.

VALVE VOLTMETERS NO.2. Specification:- A.C. 200/240 volts 50 cycle input. 5 A.C. ranges, 1.5/5/15/50 and 150 volts. D.C. readings can be made up to 300 volts. Input impedance 50 megohm. Accuracy 1% at 50Mc/s and 5% at 200 Mc/s. All instruments are supplied as new in original transit cases, £17/10/0 each.

PORTABLE SUB-STANDARD MILLIAMMETERS



Manufactured by Elliott Bros. Basic movement 1 m/a. Seven ranges. 0/1, 0.5, 0/20, 0/50, 0/100, 0/200, 0/500 m/a. Accuracy 0.6% at 68°F. 6in. mirror scale, calibrated 0/100 m/a, with knife edge pointer. Supplied brand new with leather carrying case. £12/10/0 each.

TELETRON BAND 111. CONVERTOR. Complete kit of parts with full instructions, £2/8/0. Power pack components 24/- extra. Coilset only 15/-. Punched chassis only 3/9.

4in. 500 MICROAMMETERS. Brand new 4in. square type meters manufactured by Taylor, calibrated 500 microamps. Supplied in guaranteed perfect condition, 79/6 each.

HEAVY DUTY L.T. TRANSFORMERS. Input 230 volts 50 cycle. Output 17.75 volts 50 amps. Brand new and boxed, 72/6 each.

MINATURE H.T. TRANSFORMERS. Input 220/240 volts. Output 200 volts 25ma. and 6.3 volts 1 amp., 10/6 each.

INSTRUMENT POTENTIOMETERS. Wirewound. Brand new american type, 10,000 ohms, 5 1/2 in. dia., with built in correction plate, 22/6 each. Brand new Colvren type, 3 1/2 in. dia. 50,000 or 100,000 ohms, accuracy .5%, 10/6 each.

R. 1155. RECEIVERS. Available still in perfect condition, £6/19/6. A.C. mains power pack and audio output stage, 79/6.

ADMIRALTY TRANSFORMER BARGAINS. All 230 volt 50 cycle input.

Type a. Output 4 volt 14 amp, and 6.3 volt 1.5 amp, 10/6.

Type b. Output 2500 volts 5ma, 14/6.

Type c. Output 500-0-500 volts 200ma, and 4 volt 3amp, 22/6.

Type d. Output 1500 volts 330ma., 52/6.

CHOKES. Collins potted type, 8 henry 100ma., 8/6; Minature Parmeko C core type, 4 henry 22.5ma., 4/-; Admiralty type 10 henry 275 ma., 10/6.

MIDGET REVERSIBLE MOTORS. For operation on 6, 12 or 24 volts. Size: 2in. x 1 1/2 in. Ideal for model makers, 8/- each.

BATTERY CHARGER TRANSFORMERS. All types 200/250 volt mains input.

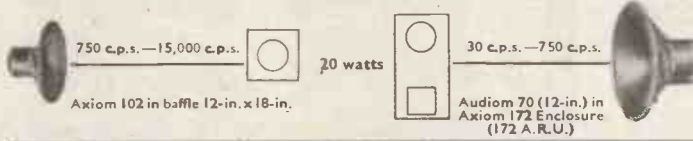
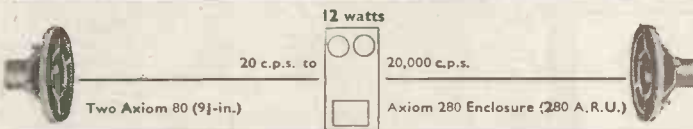
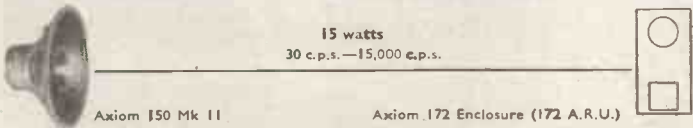
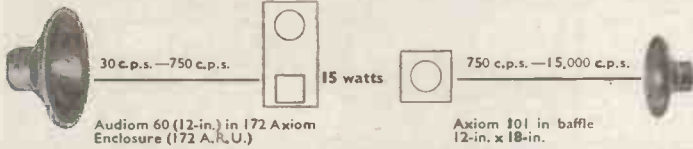
a. Output 3.5, 9 and 17 volts, 4 amps, 16/6.

b. Output 3.5, 9 and 17 volts, 2 amps, 14/3.

c. Output 9 or 15 volts 1 amp, 9/9.

H. R. O. 6 VOLT VIBRATOR UNITS. Output 165 volts 85ma., and 6.3 volts 3 amps. 6X5 rectifier, choke and condenser smoothed. Supplied in perfect condition complete with black crackle case, 29/6.

HOURS OF BUSINESS : —9 a.m.—6 p.m. Thursday 1 p.m. Open all day Saturday. PLEASE PRINT NAME AND ADDRESS CLEARLY, ALSO INCLUDE POSTAGE OR CARRIAGE ON ALL ITEMS.



An opportunity you must not miss

NOW...

hear

for

yourself . . .

GOODMANS LOUDSPEAKERS

in the
AXIOM ENCLOSURES
Incorporating the Acoustical Resistance Unit

**AT THE LONDON AUDIO FAIR
WASHINGTON HOTEL, CURZON STREET, LONDON
APRIL 13 14 15, 1956**

The A.R.U. marks a significant step forward in the design of loudspeaker enclosures. The inclusion of the A.R.U. in a cabinet design enables the same performance to be obtained in a volume only two-thirds that of the bass reflex chamber for the same loudspeaker.

● Post the coupon below for full details.




GOODMANS INDUSTRIES, LTD.
AXIOM WORKS, WEMBLEY, MIDDLESEX.
Telephone: WEMBLEY 1200

GOODMANS INDUSTRIES, LTD. AXIOM WORKS, WEMBLEY, MIDDLESEX

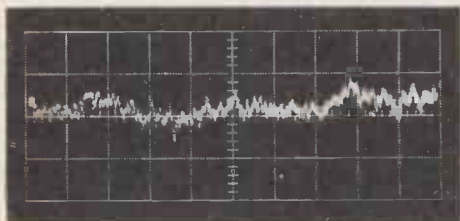
Please send full details of the products appearing in this advertisement to—

Name _____

Address _____




Leading edge of pulse displayed on 0.02 $\mu\text{sec}/\text{cm}$ sweep shows clean response of the Type 541 with the Type 53/54K Plug-In Unit.



Noise generated by a 1-megohm carbon-film resistor with 45 v dc applied, displayed on 2 msec/cm sweep of the Type 541 with the Type 53/54E Plug-In Unit at 50 $\mu\text{v}/\text{cm}$ sensitivity.



DC-to-30MC Oscilloscope retains GENERAL-PURPOSE utility



No longer do you require a highly specialized oscilloscope for your high-speed pulse applications. These applications are now capably handled with an oscilloscope that has general-purpose qualifications, too... the Tektronix Type 541.

The Type 541, although priced lower than specialized instruments, combines an extremely wide sweep range and the inherent characteristics of the high-speed oscilloscope with a flexibility possible only through interchangeable plug-in preamplifiers. You can apply the Type 541 to all ordinary and many unusual tasks with complete confidence. In the many areas covered by this versatile instrument your time and amplitude measurements will be accurate, your waveform displays will be true.

NEED SWEEP DELAY? The Tektronix Type 545 offers flexible sweep delay in addition to all the characteristics of the Type 541. Delay is accurately calibrated from 1 μsec to 0.1 sec—can be operated in the conventional manner, or triggered for jitter-free display.

Vertical-amplifier characteristics. With the Type 53/54K Plug-in Preamplifier, frequency response is dc to 30 mc, risetime is 12 millimicroseconds. Sensitivity is 0.05 v/cm to 20 v/cm in 9 calibrated steps. Input capacitance is 20 μf direct, 8 μf with 10x probe.

Triggering facilities. Amplitude-level selection, automatic triggering, and high-frequency sync in addition to all standard triggering modes.

Sweep characteristics. Linear sweeps from 0.02 $\mu\text{sec}/\text{cm}$ to 12 sec/cm (600,000,000-to-1 ratio), with 24 calibrated steps from 0.1 $\mu\text{sec}/\text{cm}$ to 5 sec/cm. 5x magnifier is accurate on all ranges.

Display characteristics. Full 4-cm by 10-cm linear display, 10-kv accelerating potential, writing rate of 250 cm/ μsec .

Versatility. Available plug-in units provide for low-level dc differential and micro-sensitive application in addition to fast-rise applications. Plug-in units covering many other applications are ready for production.

*Type 541 — \$1145 (£441)
*Type 545 — \$1450 (£558)
plus price of desired plug-in units

*Type 53/54K Fast-Rise Plug-in Unit \$125 (£48)

Prices f.o.b. Portland (Beaverton), Oregon

*Plus duty if applicable.



Represented in Great Britain by
LIVINGSTON LABORATORIES

Retcar Street, London N. 19
Archway 6251

Tektronix, Inc.

P. O. Box 831D, Portland 7, Oregon, U.S.A. • CYPRESS 2-2611 • Cable: TEKTRONIX

Special **ELECTRONIC APPARATUS** *for Industry and Government Departments*



at the R.A.F. Institute of Aviation Medicine.

This specially adapted 12-channel electro-encephalograph was supplied by Ediswan for electro-medical recording in conjunction with the "man-carrying" centrifuge

Special equipment such as this is regularly being developed and produced by Ediswan for Industry and Government Departments.

Ediswan Engineers have wide experience and they are backed by first-class drawing offices and factories accustomed to working to the appropriate Government specifications.

Enquiries for this type of equipment will receive careful attention.

EDISWAN RADIO DIVISION



THE EDISON SWAN ELECTRIC COMPANY LTD., 155 Charing Cross Road, London, W.C.2

Telephone: Gerrard 8660

Member of the A.E.I. Group of Companies

Telegrams: Ediswan, Westcent, London



C ommunications

by

Standard

One of the largest telecommunication engineering organisations in the British Commonwealth Standard Telephones and Cables Limited is engaged in the research, development, manufacture and installation of all types of communication and control systems. Concerned with every aspect of telecommunications engineering, the Company is in an unrivalled position to undertake, within its own organisation, the co-ordinated systems-planning of complete communication projects involving inter-dependent systems of various types.

'Standard' productions include:—

- Telecommunication Line Transmission Equipment
- Radio Broadcasting Equipment
- Radio Communication Equipment
- Air Radio Navigational Aids
- Supervisory and Remote Control Systems
- Railway Communication Apparatus
- Railway Control Equipments
- Telephone Cable
- Sound-Reinforcement Systems
- Public and Private Telephone Systems



"Standard" telecommunication systems serve society on land, at sea, and in the air. In the realm of aviation, "Standard" radio equipment flies in many of the world's leading aircraft, including the Vickers Viscount illustrated above

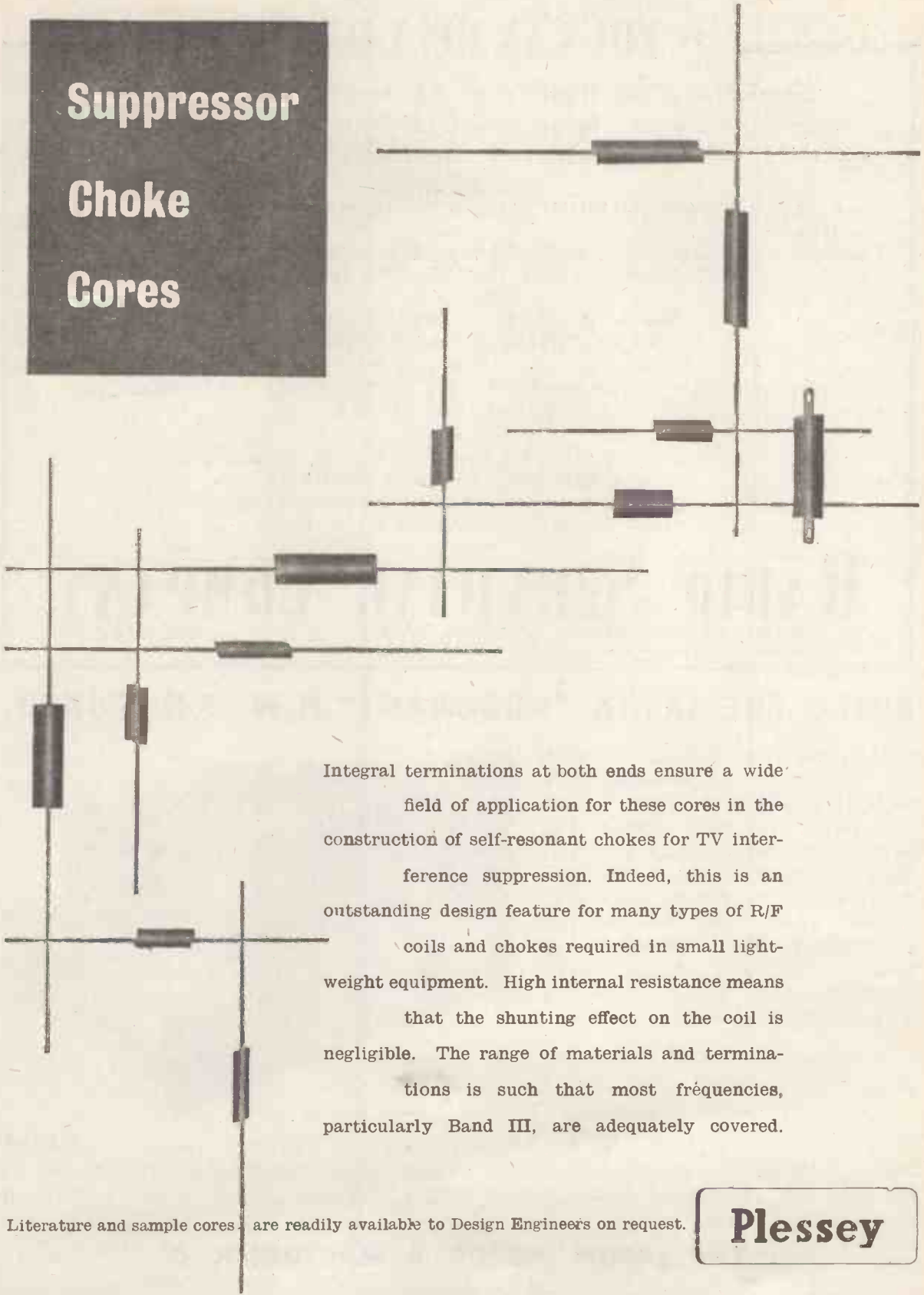


Standard Telephones and Cables Limited

TELECOMMUNICATION ENGINEERS

CONNAUGHT HOUSE . ALDWYCH . LONDON W.C. 2 . ENGLAND
CAIRO - COLOMBO - DUBLIN - JOHANNESBURG - KARACHI - NEW DELHI - SALISBURY

Suppressor Choke Cores



Integral terminations at both ends ensure a wide field of application for these cores in the construction of self-resonant chokes for TV interference suppression. Indeed, this is an outstanding design feature for many types of R/F coils and chokes required in small light-weight equipment. High internal resistance means that the shunting effect on the coil is negligible. The range of materials and terminations is such that most frequencies, particularly Band III, are adequately covered.

Literature and sample cores are readily available to Design Engineers on request.

Plessey

“ YOU CAN RELY ON US ”

*Stockists of all Radio and Electronic components for
manufacturers, laboratories, Educational authorities,
and the amateur.*

SPECIAL OFFER

WE HAVE ACQUIRED A LIMITED NUMBER OF THE FOLLOWING NEW INDUCTION MOTORS :

RATING AT SYNCHRONOUS SPEED OF 1,500 RPM — 220/230 V. 50 c/s

1 PH CAPACITOR 1/80 H.P. CONT. RATING AT 1,425 R.P.M. COMMERCIAL USE
1/8 th H.P.

SIZE 4 1/4" DIAM. SHAFT 1 3/8" x 5/16"

PRICE COMPLETE WITH CONDENSER 55/-

MULLARD 510 AMPLIFIER AND G.E.C. 912 AMPLIFIER—ALL PARTS STOCKED
AND AVAILABLE ON H.P.

INCLUDING ELCOM, BULGIN, TCC, HUNTS, DENCO ETC.

DETAILED LISTS ON ABOVE AVAILABLE

ALL AVO, TAYLOR, INSTRUMENTS FROM STOCK.

NEW CATALOGUE AVAILABLE 2½ d. STAMP.

RADIO SERVICING COMPANY


82, SOUTH EALING ROAD, LONDON, W.5.

Next to South Ealing Tube (TURN LEFT) 9 to 6 p.m. Wed 1 o'clock.

Telephone : EAL. 5737

BUILD THE JASON “ARGONAUT” M.W./F.M. TUNER.

FOLLOWING THE SUCCESS OF OUR F.M. TUNER KIT, WE NOW INTRODUCE THIS SUPER-SENSITIVE MW/FM TUNER. THE SWITCHING AND WIRING ARE SIMPLE, BUT PERFORMANCE HAS NOT BEEN SACRIFICED. THERE IS SPACE ON THE CHASSIS FOR POWER PACK AND OUTPUT STAGE. THE BUILDING INSTRUCTIONS ARE APPEARING IN MARCH AND APRIL 'RADIO CONSTRUCTOR' AND WILL BE AVAILABLE AS A REPRINT.



DIAL ASSEMBLY, WITH CHASSIS FLYWHEEL TUNING,
JACKSON BROS 4 GANG CONDENSER, GLASS SCALE CAL-
IBRATED, WITH STATION NAMES ON BOTH BANDS £ 3-18-0.

ALL COILS INCLUDING RATIO DETECTOR, MW COILS AND TWIN IF'S..... £ 8-11-9.

AVAILABLE FROM OUR USUAL STOCKISTS INCLUDING CLYNE RADIO, HOME RADIO OF MITCHAM, SMITH'S
EDGWARE ROAD ETC. APPROX. TOTAL COST TO BUILD..... £ 16-0-0.

THE JASON MOTOR & ELECTRONIC CO

328 Cricklewood Lane

LONDON NW2 — Telephone SPE. 7050

**LOUDSPEAKER SPECIALISTS
FOR OVER 30 YEARS**

ROLA
CELESTION
TRUVOX

Rola Celestion Ltd.

Rola Celestion Ltd.

FERRY WORKS, THAMES DITTON, SURREY, ENGLAND
TELEPHONE : EMBERBROOK 3402/6



Your problem

New types of valves and television tubes are continually being introduced, but each new type adds to your replacement problem.

By using Ediswan Mazda on every possible occasion you gain three advantages.

1 Quality Leading Setmakers fit Ediswan Mazda. Their reliability is known throughout the trade.

2 Service Ediswan's valve Service Depot at Brimsdown is organised on modern "flow production" lines to give speedy service on all valves returned under guarantee. Cathode Ray Tube Service Depots in strategic centres throughout the country minimise delay on Television servicing.

3 Stocks Every Ediswan Office (in all) carries stocks of valves and tubes. Your requirements can normally be supplied from local stock.

Most reliable sets are fitted with

EDISWAN

M A Z D A

VALVES & ALUMINIZED TELEVISION TUBES

RV.15

THE EDISON SWAN ELECTRIC CO. LTD. 155 Charing Cross Road, London, W.C.2 and Branches
Telephone: Gerrard 8660 · Member of the A.E.I. Group of Companies · Telegrams: Ediswan, Westcent, London



MAGNETIC MATERIALS FOR ALL TELECOMMUNICATION APPLICATIONS

Our research and development departments are continually engaged on research work in connection with powdered magnetic materials to bring to you the finest quality cores available

Write for list No. GRC. 5303/6.

SALFORD ELECTRICAL INSTRUMENTS LTD., SALFORD 3, LANCs.

London Office: **MAGNET HOUSE, KINGSWAY, W.C.2** **TEMPle Bar 4669**

A Subsidiary of THE GENERAL ELECTRIC CO. LTD. OF ENGLAND

Model 1058 Single Beam Oscillograph



Designed for laboratory use, this new oscillograph provides a Y amplifier with a very useful frequency characteristic extending from d.c. to 6 Mc/s. The display is presented on a new post deflection accelerator tube at an amplitude of not less than 6 cm over the stated frequency band. The maximum sensitivity of the channel is 0.25 V/cm and calibration is effected by means of the accurate test voltage provided. The time base of the instrument can be switched to fire repetitively from a trigger pulse of either sign derived from the Y amplifier signal or externally. A special refinement, of interest to the Television Engineer, is the provision for triggering from the Frame or Line sync. pulse in a 1 volt D.A.P. (positive) composite video signal. Five calibrated time base ranges are provided giving spot velocities from 30 cm/sec to 1.5 cm/microsec. An X amplifier with a maximum sensitivity of 0.5 V/cm and bandwidth 20 c/s—250 kc/s (—50%) is included and allows time base expansion, continuously variable, of up to five times. Time measurement is by calibrated shift control. The instrument operates from 100—130 or 200—250 volt mains supplies.

Write for illustrated leaflet to :—


COSSOR INSTRUMENTS LIMITED

(Dept. 1) COSSOR HOUSE · Highbury Grove · LONDON · N.5

TELEPHONE: CANonbury 1234 (33 lines)

TELEGRAMS: COSSOR, NORPHONE, LONDON

CABLES: COSSOR, LONDON



- ★ 25 WATTS UNDISTORTED OUTPUT
- ★ INFINITE DAMPING FACTOR
- ★ PLUG-IN PICKUP COMPENSATORS

PRICE
40 GNS
COMPLETE

POWER AMPLIFIER	REMOTE CONTROL UNIT
<p>26 db. negative feedback and an output from 2-160,000 c.p.s.</p> <p>⊗ A combination of negative and positive feedback raises the damping factor of the amplifier to infinity, thereby ensuring full control of loud-speaker speech coil movement.</p> <p>⊗ Output transformer specially designed to meet exacting specification of amplifier</p> <p>⊗ Amplifier can be controlled from distances up to 20 ft (6m). Cathode follower output from remote control unit minimises cable losses.</p>	<p>Smooth, highly flexible controls and facilities for record player, tape recorder, microphone and radio tuner inputs</p> <p>⊗ 5 types of plug-in compensators available to match all known types of pick-up</p> <p>⊗ Four switched inputs and a choice of four record replay characteristics for U.S. COL. L.P., R.I.A.A. or EUR. L.P., U.S. 78, or EUR. 78</p> <p>⊗ Continuously variable lift and cut controls for bass and treble with clearly marked level positions</p> <p>⊗ Treble filter control gives three sharp cut-off frequencies and an unrestricted response position.</p>



Provost POWER AMPLIFIER HF25
Proctor REMOTE CONTROL UNIT HF25A

Pye Corporation of America,
270 Park Avenue, New York.

Pye (New Zealand) Ltd.,
Auckland, New Zealand.

Pye (Ireland) Ltd.,
Dublin, Eire.

Pye (Canada) Ltd.,
Ajax, Canada.

Pye Radio & Television (Pty.) Ltd.,
Johannesburg, South Africa.

Pye Limited,
Tucuman 829, Buenos Aires.

Pye Pty. Ltd.,
Melbourne, Australia.

Pye Limited,
Mexico City.


TAYLOR TUNNICLIFF

Makers of Porcelain Insulation

Low

Loss

Ceramics



ANOTHER BATCH OF THE FINEST
QUALITY CERAMIC INSULATORS . . .

A SERVICE WHICH TT HAVE DEVELOPED
AFTER YEARS OF CONTINUOUS EXHAUSTIVE
RESEARCH.

THESE TT INSULATORS PLAY AN
IMPORTANT ROLE IN ELECTRONIC
DEVELOPMENT.



TAYLOR TUNNICLIFF (REFRACTORIES) LTD.

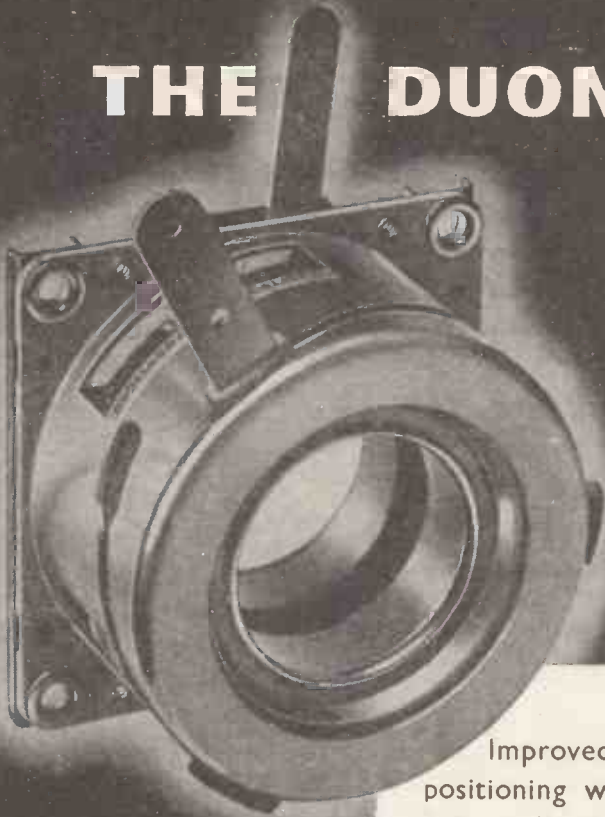
ALBION WORKS · LONGTON · STOKE-ON-TRENT

Telephone ; Longton 33071/2

London Office: 125 HIGH HOLBORN, LONDON, W.C.1. Tel. Holborn 1951/2

THE DUOMAGNETTE

THE LATEST ELAC FOCALISER



*Leading the
field in TV
components*



Improved beam focus and picture positioning with minimum effect on scan coils and ion trap assemblies.

- Fitted with latest type dual "Magnadur" sintered Oxide Magnets.
- Magnets DO NOT ROTATE during adjustment.
- Friction damping ensures smooth positive movement without backlash.
- Rapid and easy adjustment of focus and picture position.

For wide angle tubes with 38 mm. diameter necks.

RETAIL PRICES IN U.K.


Type FD12/90 (Low flux)	22/6
Type FD13/90 (Medium flux)	23/-
Type FD14/90 (High flux)	25/-

ELECTRO ACOUSTIC INDUSTRIES LIMITED

Stamford Works, Broad Lane, Tottenham, N.15
Telephone: TOTtenham 0505-7

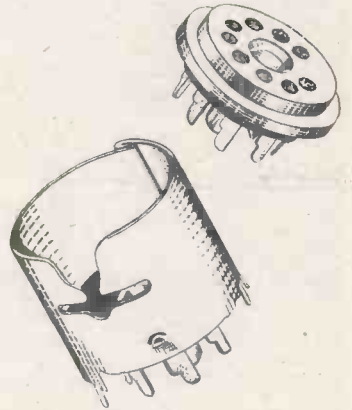
McMurdo

VALVEHOLDERS FOR PRINTED CIRCUITS



A new range of B7G, B8A and B9A valveholders designed for use with printed circuits. Fitted with 'pen-nib' type contacts, these valveholders have exceptionally short connections to the valve pins to reduce lead inductance.

- Moulded in Woodflour or Nylon loaded PF.
- Contact tails flux dipped for ease of soldering in automatic assembly.
- Screened or unscreened versions available.



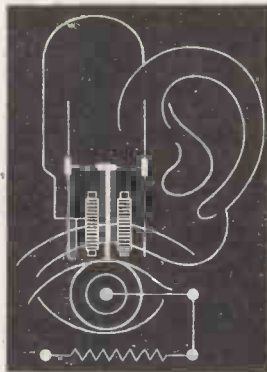
Full details on request

THE McMURDO INSTRUMENT CO. LTD. ASHTEAD SURREY
Telephone ASHTEAD 3401

VAC. 1

SMITH'S FOR TECHNICAL BOOKS

Books on radio theory, practice and maintenance for the beginner and books on new developments in circuit design, new components, methods of application, and the established text books can be obtained through your local Smith's shop or bookstall. Books not in stock at the branch can be quickly obtained from Head Office.



★ Your stationary and printed matter can also be supplied through our local branch.

W. H. SMITH & SON

FOR BOOKS ON ELECTRONICS

Head Office: STRAND HOUSE, LONDON, W.C.2



STL


*Transformers
incorporating
"C" cores or
conventional
construction*

STL TRANSFORMERS

based on sound design and are manufactured to the highest standards called for in the electronic and communication fields. Consult us for your next transformer requirements.

STEWART TRANSFORMERS Ltd.

75, KILBURN LANE, LONDON, W.10 · LADbroke 2296/7



AUDIO
PERFECTION



Garrard

THE
FINEST
RECORD PLAYING
EQUIPMENT
IN THE
WORLD



m-i-n-u-t-e-s *into seconds...*

with the brilliant NEW
Superspeed
SOLDERING IRON

MANUFACTURED FOR ENTHOVEN SOLDERS LTD. BY SCOPE LABORATORIES, MELBOURNE, AUSTRALIA



STAR FEATURES

- ★ Heats up from cold in 6 seconds—by a light thumb pressure on the switch ring.
- ★ When not in use, current is automatically switched off—thus greatly reducing wear of copper bit. Electricity consumption is correspondingly reduced.
- ★ It is 10" long, weighs 3½ ozs., can be used on 2.5 to 6.3-volt supply. 4-volt transformer normally supplied.
- ★ More powerful than conventional 150-watt irons and equally suitable for light wiring work or heavy soldering on chassis.
- ★ Simple to operate, ideal for precision work. Requires minimum maintenance at negligible cost. Shows lowest operating cost over a period.
- ★ Can be used from a car battery.
- ★ It is by far the most efficient and economical soldering iron ever designed for test bench and maintenance work.



STAR APPLICATIONS

Designed on an entirely new principle, this light-weight, versatile iron is eminently suitable for soldering operations in the RADIO, TELEVISION, ELECTRONIC and TELECOMMUNICATION industries, particularly for all SERVICE work. For general purpose work the Superspeed Iron is the ideal stand-by soldering tool.

The Superspeed soldering iron is available NOW

Write for full particulars, including guarantee terms and free trial facilities, to the sole concessionaires in this country—

ENTHOVEN SOLDERS LIMITED
 (Industrial Equipment Division), 89 Upper Thames St.,
 London, E.C.4. Telephone: MANSion House 4533



FOR VALVES—GUARANTEED NEW AND BOXED

024	6/-	6F11	13/-	9D2	3/9	ECC84	12/6	PY82	10/6
1A3	6/-	6F13	13/6	9001	5/6	ECH35	13/6	QP21	7/6
1A6GT	6/6	6F15	13/6	9003	5/6	ECH42	10/6	SP22	6/-
1A7	11/6	6G6G	4/-	9004	5/6	ELC80	10/6	SP230	6/9
1C5GT	8/9	6H6	3/6	954	2/-	EF22	8/6	U22	8/-
1H5GT	10/6	6J5/GT	5/-	954	2/-	EF41	11/6	U329	13/6
1L4	8/6	6J5M	6/6	955	4/9	EF42	13/6	U403	10/-
1LD5	6/9	6J6	7/6	956	3/6	EF80	10/-	U404	9/-
1R5	8/-	6J7G	6/6	10C2	12/6	EL2	12/6	UB41	8/-
1S5	7/6	6K6GT	6/6	10F1	12/6	EL35	7/6	UBC41	11/-
1T4	7/6	6K7G/GT	5/9	10F9	12/6	EL41	11/6	UCH42	11/-
1U5	8/-	6K7	6/9	10P13	11/6	EL84	12/-	UF41	11/6
2X2	4/-	6K8G	9/9	12A6	6/9	EM34	11/6	UL41	11/6
3A4	7/-	6K8GT	8/6	12AH7	6/9	EM80	11/-	UY41	10/6
3Q4	9/6	6L1	13/6	12AT7	9/-	EY51	13/6	VR21	3/-
3Q5	10/-	6L6G	9/-	12AX7	10/6	EZ40	10/-	VR53	6/6
3D6	5/6	6L7M	7/6	12BE6	10/-	EZ41	11/-	VR54	2/-
3S4	8/6	6N7	7/6	12C8	8/-	EZ80	10/6	VR55	7/6
3V4	8/6	6Q7G/GT	9/-	12H6	5/-	EY148	2/-	VR56	6/6
4D1	3/-	6SA7GT	8/-	12H6	5/-	EY91	7/-	VR57	8/-
42	8/-	6SG7	7/6	12J5	6/-	FW4/500/10	VR65	3/6	
5U4G	8/6	6SH7	6/-	12K7	9/6	GZ32	12/6	VR65A	3/3
5Y3GT	8/6	6S7GT	8/-	12K8	11/-	H30	5/-	VR66	3/9
5Z3	8/6	6SK7	5/6	12K8	11/-	HL2	5/6	VR91	5/6
5Z4G	8/9	6SL7	8/-	12Q7	9/6	HL23DD	7/6	VR91SYL7/6	
6A7	10/6	6SN7	8/-	12SQ7	7/6	HP2110	6/9	VR92	2/-
6ASG/T	10/6	6SQ7	9/3	12SQT	7/6	KL35	8/6	VR105/30	7/6
6AC7	6/6	6SS7	8/-	12SH7	5/6	KT2	5/-	VR116	4/-
6AG5	6/6	6U4GT	15/-	12SHT	5/6	KT33C	10/6	VR119	4/-
6AK5	6/6	6U5G	8/6	12SK7	6/6	KT66	10/6	VR136	7/-
6AL5	7/-	6U7G	9/-	12SHT	5/6	KTW61	7/9	VR137	5/6
6AM5	7/6	6V6G/GT	7/6	12SK7	6/6	KTW63	8/6	VR150/30	8/-
6AM6	7/6	6X4	7/6	12SQT	7/6	LP220	6/9	VP23	8/-
6AQ5	9/-	6SSG/GT	7/9	20D1	10/6	LP240	6/9	VS70	3/-
6AT6	8/9	7B6	9/6	25L6GT	8/6	MS/PEN	5/-	VT52	8/-
6B4	5/-	7B7	9/6	25U4GT	10/-	N709	12/-	VT501	6/-
6B8	4/-	7C5	8/6	25Z4G	9/-	P41	9/-	VU39	8/9
6BA6	8/-	7C6	9/6	25Z6GT	8/6	P215	5/-	VU64	9/-
6BE6	8/-	7H7	8/-	35L6GT	9/6	PEN25	8/-	VU111	3/6
6BW6	8/6	7Q7	8/-	35W4	10/-	PEN46	8/6	VU120A	3/-
6C4	7/-	7R7	8/6	50L6GT	9/-	PEN220A	4/-	W77	8/6
6C5GT	7/6	7S7	9/-	AC/P	6/9	PCF80	13/6	W61	8/-
6C6	6/6	7Y4	8/6	AC6/PEN	6/6	PCF83	12/6	X65	10/-
6C9	10/-	7Y5	10/6	ATP4	6/6	PCF83	12/6	X66	11/6
6D3	7/6	7T7	8/6	DH73M	10/-	PL81	13/6	X66(B)	4/6
6D6	7/3	80	8/6	EAF42	12/6	PL82	11/6	Y63	9/-
6F6G	7/3	807	6/6	EB41	8/-	PL83	13/6	AZ31	10/6
6F6M	8/6	8D2	2/9	EBC41	11/-	PP225	5/-	5R4GY	9/6
				EBF80	11/6	PY80	10/-	IN5GT	10/6
				ECC81	8/6	PY81	11/6	R19	12/6

MAINS DROPPING RESISTANCES

725 ohms Erie tap at 600 ohms. each 1/6
 650 ohms taps at 375 ohms. 500 ohms. 5 ohms. 30 ohms. 2/6
 770 ohms Mains Dropper for Midget Radios with a tap at 125 ohms. size 3in. long x 3/8in. dia. 1/3
 Dagole Mains Dropper .3A, cement coated with 2 sliders. 3/9
 .2 amp. as above. 1,200 ohms. 3/9
 Green Vitreous, Mains Dropper, 1,328 ohms, 2 taps. 1/3
 Zenth Mains Dropper, 910 ohms. 2/-

HEATER TRANSFORMERS

Primary 230 v.
 Available: each
 2 volt 1/2 amp. 4/6
 4 volt 1.5 amp. 5/-
 5 volt 2 amp. 10/-
 6.3 volt 1 1/2 amp. 8/-
 2 volt 3 amp. 7/9
 4 volt 3 amp. 10/-
 6.3 volt 1/2 amp. 5/-
 6.3 volt 3 amp. 9/-
 12 volt .75 amp. 5/-

C R T ISOLATION TRANSFORMERS

Type NR9
 Ratio 1-1.25 giving a 25% boost on secondary. Particularly suitable for High Definition receivers. Four types available to cover most tube heaters. NR 9A 2 volt; NR 9B, 4 volt; NR 9C, 6.3 volt; NR 9D, 10.8 volt; NR 9E 13.3 volt. With Tag Panel and Solder Tags. 10/6 each.

Type NR12
 Mains Input: 220/240 volts.
 Multi output: 0-2-4-6-3-7-3-10 and 13 volts. Input has two taps which increase output volts by 25% and 50% respectively.
 This transformer is suitable for most Cathode Ray Tubes in Medium Definition Receivers. The MOST versatile Low Capacity C.R. Transformer with Universal Output.
 With Tag Panel and Solder Tags. 21/- each.

Type NR14
 A most useful transformer for use with 2 volt Tubes with falling emission. Input: 230/240 volts.
 Output: 2-2 1/4-2 1/2-2 3/4-3 volts at 2 amps. There is a constant demand for this popular low capacity transformer.
 With Tag Panel and Solder Tags. 17/6 each.



LOUDSPEAKER CABINETS

This attractive walnut finished cabinet is available for 6 1/2 in. or 8 in. speaker units. Metal speaker fret, complete with back and rubber feet.
 6 1/2 in. type: Measures 8 1/4 in. x 8 1/4 in. x 4 1/4 in. at base. Price 16/6 each.
 8 in. type: Measures 10 1/4 in. x 10 1/4 in. x 5 in. at base. Price 20/6 each.
 5 in. type: Measures 6 1/4 in. x 4 1/4 in. x 7 1/4 in. 16/6.

LOUDSPEAKER UNITS, ETC.

each
 5 in. Types by Elac., Lectrona, Celestion, etc. 17/6
 6 1/2 in. Types by Goodmans, Rola, R. & A. 18/6
 8 in. Types by Goodmans, Plessey, R. & A. 19/6
 10 in. Types by R. & A., Celestion, etc. 25/6
 6 1/2 in. Wafer Speaker by Truvox, suitable for Car Radio, etc. 20/-
 12 in. Plessey Lightweight. 35/-
 Elliptical Speakers, Goodmans 4 in. x 7 in. 19/6
 All above are P.M. Speakers. Standard 2-4 r. Speech Coil.

YAXLEY TYPE SWITCHES

1 Pole, 4-Way	each 1/6
2 Pole, change-over	1/3
3 Pole, 3 Bank, 3-Way	1/6
4 Pole, 2-Way	1/9
2 Pole, 3-Way with Black Knob	1/6
5-Way, 2 Pole, 3 Bank	2/-

VOLUME CONTROLS ETC.

Miniature Volume Controls double pole switch, 2 Meg. r. 4/6
 Standard Controls, single pole switch, 2 Meg. r. and 1/2 Meg. r. 3/6

VALVEHOLDERS

B7G, B9A, B9G, etc., Moulded Types d.
 B7G with Screening Cans. 1/6
 Ceramic International Octal. 1/-
 Duodecal Paxolin. 9d.

CABLES, ETC.

Twin Flat Transparent Mains	yard 3d.
Flex 14/0076	6d.
Screened Cable. Singles	7d.
Twin	2d.
Push Back Wire, 14 Strands	9d.
Semi Air Spaced Co-axial Cable.	7d.
Solid 1/0022 Co-axial Cable.	7d.
Stranded 7/0076 Co-axial Cable.	8d.

Build this excellent Kit for Yourself
 Alpha 3 valve T.R.F. Kit
£5.10.0

★ Easy to Build.
 ★ Valves 6J7, 6K7, 6V6GT plus metal rectifier.
 ★ Walnut cabinet.

Full instructions, point to point, wiring diagram. Circuit diagram and full shopping list 1/- All components may be purchased separately.



VARIABLE CONDENSERS

3 gang .0005 mfd.	each 5/9
2 gang .00085 mfd.	5/9
2 gang Midget with feet and trimmers	7/6
2 gang Midget with dust cover .00035 mfd. with trimmers	8/6
2 gang Midget .0005 mfd.	7/6

STC RECTIFIERS

RM 1	3/10
RM 2	4/3
RM 3	5/-
RM 4	16/-

SMALL SUB-CHASSIS

With 2 valveholders for 954, 955 types of valve. 5/-

PENCIL RECTIFIERS

K 3/25	5/8
K 3/40	7/6
K 3/45	8/2
K 3/50	8/8
K 3/60	9/8
K 3/100	14/8

WHEN ORDERING PLEASE QUOTE "DEPT. W.W."

ALPHA RADIO SUPPLY CO. 5/6 VINCES CHAMBERS VICTORIA SQUARE LEEDS!

TERMS: Cash with order or C.O.D. Postage and Packing charges extra, as follows: Orders value 10/- add 9d.; 20/- add 1/-; 40/- add 1/6; £5 add 2/- unless otherwise stated. Minimum C.O.D. fee and postage 2/3.

MAIL ORDER ONLY

3-D Extended Frequency Sound Is Here

ANOTHER SOUND BARRIER OVERCOME BY TSL

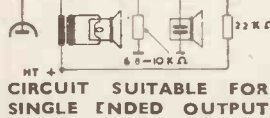
GOLD PLATED DIAPHRAGM. With a gold sputtered polythene diaphragm for purity of tone these electrostatic loudspeakers, recently introduced into this country by TSL, are designed to reproduce the very high frequencies in the sound spectrum and to operate between 7 and 20 kc/s where the ordinary dynamic loudspeaker sounds flat and lifeless when reproducing certain symphonic passages. To obtain life-like high quality reproduction and reception, just add one or more high fidelity TSL electrostatic speakers to your receiver, radiogram, television or AM/FM receiver.

THREE MODELS AVAILABLE. To meet differing conditions and types of amplifiers TSL market three models of their electrostatic "tweeters."

Type LSH 75. For single ended output and small push-pull amplifiers. **Type LSH 518.** A high output wide-angled model for medium power amplifiers. **Type LSH 100.** A high power diffused model for all classes of amplifier.

INSTALLATION. TSL electrostatic loudspeakers must be operated from a high impedance source, i.e., from the primary of the existing output transformer. They are not suitable for connection at speech coil impedance.

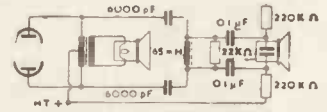
FITTING A TSL ELECTROSTATIC SPEAKER to any ordinary receiver is simple—it merely entails the addition of resistors and capacitors.



CIRCUIT SUITABLE FOR SINGLE ENDED OUTPUT

To fit an LSH 75 the best method is to suspend the unit centrally in front of the cone of the existing speaker. When two or more electro-

static units are to be added they should be mounted as near to the dynamic loudspeaker as possible. Leads from the equipment to the electrostatic "tweeters" should be kept to the minimum length.



SYMMETRICAL NETWORK FOR PUSH-PULL

CIRCUITS. The circuits illustrated are but two of the many ways in which electrostatic units may be added to existing receivers and amplifiers. Circuit values are the same for each model. Resistor and capacitor, or choke and capacitor values, have been chosen to provide necessary filter constants to prevent frequencies of the middle and lower registers reaching the electrostatic units.

- Type LSH 75** 12/od.,
- Type LSH 518** 17/6d.,
- Type LSH 100** 21/-.

(Purchase Tax Free)

Full instructional data supplied with each model.

The frequency response of each model is identical and is as follows :-

3 kc/s response	=	+ 0dB
8 kc/s	"	+ 13dB
10 kc/s	"	+ 15dB
12 kc/s	"	+ 18dB
14 kc/s	"	+ 18dB
16 kc/s	"	+ 18dB
18 kc/s	"	+ 13dB
20 kc/s	"	+ 10dB



TYPE LSH 100

EXPORT ENQUIRIES INVITED.

Ask your local retailer, or in case of difficulty write, phone or call :-

TECHNICAL SUPPLIERS LTD.,

Hudson House, 63 Goshawk Rd., W.12. SHE 2581/4794



ELECTRONIC RESEARCH

in the matter of electronics

ELECTRICAL REVIEW is complementary to *Wireless World* in the rapidly expanding field of electronics, providing a comprehensive survey of the progress and needs of each branch of industry. This weekly journal has for over 80 years been Britain's recognised authority on every aspect of the generation, distribution and utilisation of electricity.

In addition, **ELECTRICAL REVIEW** provides that frequent analysis of technical developments and news from all spheres of industry which is so essential to every progressive electrical engineer. Add **ELECTRICAL REVIEW** to your regular reading, available from all newsagents or direct from the publishers.

Published Fridays 1s. 6d.

Annual subscription Home and Overseas £4 10s. 0d
U.S.A. and Canada \$14.00.

ELECTRICAL REVIEW
BRITAIN'S ELECTRICAL JOURNAL—FRIDAY 1s. 6d.

DORSET HOUSE, STAMFORD STREET, LONDON, S.E. 1

REAL HIGH FIDELITY at modest cost . . .

• **Manufacturer-to-Consumer policy saves you at least one-third cost!**

We are now specialising in the supply of units for making up high-fidelity Radio and Record-reproducing Equipment for use in the Home, small Halls, Schools and Gramophone Societies and single items for replacing in existing equipments and radiograms. Our Chief Engineer, who is operating a Technical Guidance Service,

is available daily, including Saturdays, from 10 a.m. to 6 p.m., or will deal with enquiries by return of post. Our new illustrated Catalogue and Supplement will be a great boon to those desiring high quality equipment for modest expenditure. Send two 2½ d. stamps for you copy now. It may well save you pounds.

No. 1 "SYMPHONY" AMPLIFIER is a 3-channel 5-watt Gram/Radio Amplifier with astonishingly flexible tone control. You can lift the treble, the bass, or—and here is the unique feature—the middle frequencies to suit your own ear characteristics and the record or radio programme being heard. It is thus possible to arrange the frequency-response of the amplifier to a curve equal and opposite to the resultant curve of the other items in the chain so that what finally registers in the brain is as per original. This flexibility of control is even more important than the nominal linear response of the amplifier, as the pick-up, speaker, etc., are not linear. Independent Scratch-Cut is also fitted and special negative-feedback circuit employed. The Amplifier can accommodate a wide variety of records from old 78s to new L.P.s. Input is for all types of pickup of 0.1 v. output or more and there is full provision (and power) for Radio Tuner. It is available to match 2/3 or 15 ohms speakers. Price 11 gns. (carriage 5/-). Fitted in portable Steel Cabinet, 2 gns. extra.

No. 2 "SYMPHONY" AMPLIFIER as No. 1 but with 10-watt Push-pull triode output and triodes throughout. Wooden mains and output transformers and choke. Output tapped 3, 7.5 and 15 ohms. Full provision and power for Tuner. Competes with the most expensive amplifiers on the market yet costs only 16 gns. (carriage 5/-). Fitted in portable Steel Cabinet 2 gns. extra.

"SYMPHONY" AMPLIFIERS with REMOTE CONTROL. Both the above model Amplifiers are available with all controls on a separate Control Panel with up to 4ft. flexible cable which simply plugs into the amplifier. Enables the Amplifier proper to be sat in the bottom of a cabinet whilst the controls are mounted conveniently higher up. Extra cost 2 gns.

STUDIO AND DECCA "SYMPHONY" AMPLIFIERS, Models 1 and 2. These amplifiers possess all the facilities of the above standard models together with valve amplification stage and precise tone correction circuits (separate for Std. and L.P.) to match the Studio Type "P" or Transcription and the Decca XMS Magnetic Heads respectively. Prices: No. 1, 13 gns. No. 2, 18 gns. Carr. 5/-.

"SYMPHONY" RADIO FEEDER UNITS
No. 1 "SYMPHONY" TUNER. A T.R.F. model designed for the quality reception of local stations. Quality is adequate for amplifiers of the highest fidelity class. Infinite Impedance detection. Controls: gain, wave-change and radio/gram switch. Illuminated engraved glass dial. Latest miniature valves. Overall dimensions: 9in. wide x 6in. deep x 6in. high. Power required: 6.3 v. at 1 amp. and 250/300 v. at 15 mA. Price £7/15/- Carr. and pkg. 5/-.

No. 2 "SYMPHONY" SUPERHET TUNER. Three wavebands, advanced circuit, very newest valve types, floodlit glass dial with bronze escutcheon provided. Suitable for use with the best amplifiers. Overall dimensions: 12in. wide x 8½ in. high x 7in. deep. Controls: on/off/gain, radio/gram, wave-change and tuning. Dial cut-out: 8in. x 4½ in. either horizontally or vertically (state which required). Tuner can be readily mounted at any angle. Requires 6.3 v. at 1.5 amp. and 250/300 v. at 20 mA. Price £12. Carr. and pkg. 5/-.

No. 2/VS VARIABLE-SELECTIVITY SUPERHET TUNER. As No. 2 but incorporating on the wave-change switch an extra position for radio, giving T.R.F. bandwidth. Price £14/5/- Carr. and pkg. 5/-.

CONSOLE AMPLIFIER CABINETS 33in. high, lift-up lid with piano hinge, take Tape Deck, Gram Unit or Auto-changer, Amplifier, Pre-Amplifier and Radio Feeder Unit, finished medium walnut veneer. De Luxe version, price 11 gns. Oak or mahogany veneers 20/- extra. Special finishes to order. Carriage according to area, we will quote by return.

COLLARO 3-SPEED SINGLE RECORD UNIT AC3/554 and COLLARO 3-SPEED MIXED-RECORD AUTOCHANGER RC54. Both above fitted with either Studio Type "O" or Studio Type "P" pickup heads with permanent sapphire styli. Prices £9/6/- and £13/17/- respectively. Transcription cartridge 7/- extra.

COLLARO PICKUPS AND HEADS. Studio Pickup Arm, 14/6. Studio Pickup head type "O" or "P" £3/3-. Pickup complete £3/17/6. Studio Transcription Pickup Arm with Studio "P" head, £5. Ditto with Transcription head £5/7/6.

MODEL TA 3-speed unit, with plug-in turnover head Type GC2, or with Acos HGP 37 head, £11/6/-, or with Collaro Studio Type "O" or "P" head, £12/3/-. Unit less heads, £9, post 2/6.

MODEL TB as above, but with long pickup arm. Less heads, £9, post 2/6.
 Heads to fit this unit: Decca XMS, 54/6, Decca Crystal, 30/-. Acos HGP55, 44/-. Garrard Standard Magnetic, 30/-. miniature magnetic low impedance, 30/-. miniature magnetic high impedance, 40/-. Post on heads 1/-.

MODEL RC80M AUTOCHANGER. (SPECIAL VERSION). We recommend this as being the most mechanically perfect Auto-changer on the market, and with absolute minimum motor noise—approaching Transcription quality. Price LESS HEADS £15/5-. Price with short pick-up arm and Garrard GC2 or Acos HGP37 turnover pickup Head £17/7/6 or with full-length Decca arm and complete with two Decca XMS Heads £20/15/- or with two Decca crystal Heads £18/10/- or two Acos Hi-g Heads £19/10/-. Stylus pressure accurately adjusted before despatch.

STOP PRESS

We can now supply the above fitted with Collaro Studio "O" or "P" cartridge for £18.10.0, or with "PX" transcription cartridge 7/- extra.

"SYMPHONY" BASS REFLEX CABINET KITS. As above, but unveneered and less grille and moulding. 30in. high, consist of fully cut ¾ in. thick, heavy, inert, non-resonant patent acoustic board, deflector plate, felt, all screws, etc., and full instructions, 8in. speaker model, 85/-; 10in. speaker model, 97/6; 12in. speaker model, £5/7/6. The design is the final result of extensive research in our own laboratory and is your safeguard of optimum acoustic results. Carriage 7/6. Ready built, 15/- extra.

GOODMANS CORNER CABINETS for the AXIOM 150 Mark 2 manufactured by us to Messrs. Goodmans' specification and approved by Messrs. Goodmans. Height 44in. Price: complete kit in plain board and lin. thick felt, 8 gns. Price: ready built, 10 gns. Finished in figured walnut, 16 gns. Other veneers to order. Carriage extra according to area. Quotation by return.

NEW TYPE GOODMANS AXIOM ENCLOSURES. Soundedly constructed of our heavy non-resonant patent acoustic board to Messrs. Goodmans' specification and fitted with lin. thick felt. Unveneered.
Model 172CS for Axiom 150 Mark 2, Axiom 22 Mark 2, Audiom 60 or Audiom 70. Price 8 gns.
Acoustic Resistance Unit (172 ARU) to fit, 55/3.
Model 180CS for Axiom 80 only. Price 8 gns.
A.R.U. to match 51/-.

Immediate delivery. Carriage and packing in England 15/- We will quote for elsewhere. Veneered models to order.

"SYMPHONY" BASS REFLEX CABINETS Fully finished in figured walnut, oak or mahogany 12in. speaker model, £11/10/-; 10in., £11; 8in. £10/10/-. Carriage according to area. Each size gets the best possible response out of appropriate size speaker and provides full, rich bass.

TREBLE BAFFLE. Veneered to match for mounting treble speaker in twin-speaker outfits, optional extra 50/-.

N.R.S. "EMPRESS" FM/VHF/TUNER/ADAPTOR. This is an extremely sensitive (0.9 microvolt) Tuner using five of the latest miniature valves and having ten tuned circuits, ensuring a high music/noise ratio. The extreme sensitivity enables this Tuner to be used up to 100 miles from any F.M. transmitter. Band width is 15 cycles to 20 k/c/s. Waveband coverage 85-101 meg. The Tuner is completely self-contained with its own power supply

for A.C. mains on a chassis 11½ in long x 5½ in. deep and the overall height is 4½ in. There are two controls: Tuning and a two-position switch for Gram and FM. The output is fixed to match any amplifier, radio set or radiogram, hence it is ideal for adding FM to existing AM sets. The tuner, like our Symphony models, is guaranteed for 12 months (valves 3 months). Price: £13/15/0. Carriage and packing 7/6. Magic Eye Assembly 20/- extra if required. The above Tuner is also available from stock fitted in beautiful dark walnut cabinet 13in. x 6in. x 7½ in. and complete with Magic Eye for 16½ guineas. Plus carriage and packing 7/6.


WARNING: ONE OR TWO OTHER FIRMS ARE USING THE SAME CHASSIS, DIAL AND CABINET but only Tuners/Adaptors bought direct from us will have been built to our famous "Symphony" standards.

STOP PRESS

THE "SYMPHONY" AM/FM RADIOGRAM CHASSIS. This is a powerful complete radiogram chassis with push-pull output, covering long, medium and short wavebands on A.M. and the full F.M. band as well. Pickup sockets are provided, and most crystal pickups plug straight in. Beautiful large illuminated black dial 15in. x 8in. engraved in gold covers the whole front of the instrument including behind the knobs so that only a simple rectangle 12¾ in. x 7in. needs to be cut out of cabinet. Chassis overall size 15in. wide x 8in. high x 7½ in. deep excluding knobs. Eight of the latest BVA miniature valves employed. Heavy duty mains transformer for AC mains only. Four controls L-M-S-FM-Gram switch, tuning, tone, on/off/volume. Radiation on FM is exceedingly low. Very sensitive FM section. Most areas will require simply indoor dipole only and this is supplied free with the set. Ferrite rod aerial fitted for A.M. but external aerial sockets fitted for difficult areas. Tuning drift very low owing to use of high-stability capacitors. Socket on chassis for tuning indicator. We can supply this as an extra. Specially designed tuning mechanism to obviate backlash. Negative feedback applied to output stage. Interleaved output transformer available for 3 or 15 ohms matching (state which required). This is the ideal replacement chassis to bring your old radiogram right up-to-date, complete in every detail. Price: complete with matched high-flux Goodmans 10in. loud-speaker, 26 guineas, plus carriage and packing 7/6. Allowance for speaker against cost of more expensive speaker if required. Immediate delivery. Magic Eye Assembly including valve £1 extra.

HIRE PURCHASE FACILITIES
 NOW AVAILABLE on orders of £12 or over
 Send one-half deposit with order, balance over 6 or 12 monthly instalments. State which required.

NORTHERN RADIO SERVICES
 11, KINGS COLLEGE RD., ADELAIDE RD.,
 LONDON, N.W.3. Phone: PRImrose 8314
 Tubes: Swiss Cottage and Chalk Farm.
 Buses: 2, 13, 31, 113, 187.



For details of these compact rectifiers for H.F. supplies to band 1-band III converters write to Dept. W.W.3.

WESTINGHOUSE BRAKE & SIGNAL CO. LTD.
 17 York Way King's Cross London, N.1. Tel. TER 6432

Publication CC Issue 2

WESTALITE

CONTACT COOLED RECTIFIERS

Publication CC Data 2

6. HALF-WAVE, CENTRE TAP AND VOLTAGE-DOUBLER CIRCUITS

Rectifier catalogue number	Circuit	Max. input volts (R.M.S.)	Nominal output voltage	Max. output current in (A) (mean)	Condenser details			Con- nection diagram
					No. needed	Cap. μ F	Work- ing voltage	
14BC.1-1-16-1	Half-wave	125	280	20	1	4	450	1
14BA.1-1-8-1		250	140	60	1	32	200	1
14BA.1-1-16-1	"	250	280	60	1	16	450	2
14BA.2N.1-16-1		250	280	120	1	32	450	1
14RA.1-2-8-2	Centre tap	250	280	200	1	64	450	2
14RA.1-2-8-3		250-0-250	280	300	1	100	450	3
14RA.2N.1-16-1	Voltage doubler	125	270	100	1	24	450	4
14RA.1-2-8-2		125	270	200	2	100	450	5
14RA.1-2-8-1		125	270	300	2	120	450	5

7. BRIDGE CIRCUITS

Rectifier catalogue number	No. needed for bridge connection	Max. input volts (R.M.S.)	Nominal output voltage	Max. output current in (A) (mean)	Condenser details			Con- nection diagram
					No. needed	Cap. μ F	Work- ing voltage	
14RA.1-1-2-1	4	250	270	120	1	16	450	5
14RA.1-2-8-2	2	250	270	400	1	50	450	6
14RA.1-2-8-3	2	250	270	600	1	100	450	6

WEYRAD

COMPONENTS FOR RADIO AND TELEVISION. COILS, COIL PACKS & I.F. TRANSFORMERS.

INDIVIDUAL IRON-CORED COILS—TYPE "H"

Aerial. H.F. transformer and oscillator coils providing continuous coverage from 12 to 2,000 metres in seven bands. High efficiency with small physical size $1\frac{1}{8}$ in. high \times $\frac{7}{8}$ in. diameter. Single hole fixing. Circuit connections to four colour coded tags. A basic circuit diagram is supplied with each coil. PRICE..... 3/9 each

THREE-WAVE COIL PACKS— "B" SERIES

Miniature 3-band packs completely assembled with 3-position switch, trimming and padding condensers. Available in four standard versions giving alternative wave-ranges and tuning capacities. Size $3\frac{3}{8}$ in. long, $2\frac{1}{2}$ in. wide, $1\frac{3}{8}$ in. deep.

- | | |
|-----------------------|--|
| Type B.5-365pF tuning | } 16-50, 190-550 and 800-2,000 metres. |
| " B.6-483pF " | |
| " B.7-365pF " | } 12.5-37, 33-100 and 190-550 metres. |
| " B.8-483pF " | |

Designed for use with mains operated valves particularly triode-hexode types. Circuit diagram supplied with each pack. PRICE..... 35/8 plus 13/9 purchase tax.

I.F. TRANSFORMERS—TYPE P4/LJ & P4/LK

Miniature I.F. Transformers for 465 Kc/s operation. Wound on one piece moulded formers with adjustable iron cores accessible from top and bottom of can. Close tolerance silvered-mica condensers. Circuit connections made to 4 legs at base of transformer (P4/LJ) or to 3 legs and flying lead for top-cap grid (P4/LK). Size 1 in square \times $2\frac{1}{2}$ in. high. Fixing feet mounted on can. PRICE..... 7/6 each.

SEND 3d. FOR ILLUSTRATED FOLDER OF RADIO COMPONENTS

WEYMOUTH RADIO MFG. CO., LTD.,
 CRESCENT STREET, WEYMOUTH, DORSET.

MULLARD MAINTENANCE MANUAL



with supplementary data service

This new Mullard publication provides a quick reference for essential information on Mullard receiving valves and tubes. Data given include typical operating conditions, limiting values and base connections.

Free supplementary data sheets will be issued from time to time, until a new edition of the Manual is published, to enable copies to be kept up-to-date.

The Mullard Maintenance Manual is obtainable from radio dealers, who can also arrange for the supply of free supplementary data sheets. In case of difficulty, apply direct to Mullard Ltd., Valve Sales Department, Century House, Shaftesbury Avenue, London, W.C.2.

CONTAINING

- ▶ *Comprehensive valve and tube replacement guide.*
- ▶ *Essential data with dynamic operating conditions of current and obsolete Mullard receiving valves and picture tubes.*


PRICE 10/6

Mullard



MULLARD LTD., CENTURY HOUSE, SHAFTESBURY AVENUE, LONDON, W.C.2

MVM 346

An essential reference book for *ALL* users of TRANSFORMERS & CHOKES

GARDNERS RADIO CATALOGUE

The full catalogue is available free to industrial concerns. An abridged edition is forwarded to private users



GARDNERS RADIO LTD., Somerford, Christchurch, Hants. Tel. Christchurch 1024

H. FRANKS

58-60 NEW OXFORD STREET, LONDON W.C.1

Telephone : MUSEum 9594.

One min. from Tottenham Court Rd. Stn.

DOUBLE-WOUND STEP-DOWN TRANSFORMERS, ex. A.M., Ref. 5P/284, input 200/250 volts, A.C., 50 cycles, output 100/110 V.A.C., 750 watts, fitted in metal case, with carrying handle, size 8½ in. x 7½ in. x 7½ in., new and unused £7/2/6.

SPERRY'S 1/70th-h.p. 115-VOLT A.C. MOTORS, constant speed, 3,000 r.p.m. governor controlled, continuous rating, size 5½ in. x 3½ in. x 3 in., spindle ½ in. diam. £1/12/6.

Ex.-W.D. Power Type 167, 19 in. panel mounting **METAL RECTIFIER**, input 200/250 V.A.C., 50 cycles, output 50 V.D.C., 1 amp., UNUSED 55/-.

CHARGER UNITS, type 58, input 200/250v. A.C., 50 cycles, output 20/24v. D.C., 3 amps, smoothed, continuous tropical rating, fitted in metal case, 18 in. x 12 in. x 7 in. £4/12/6.

G.E.C. METAL RANGE MILLIAMETERS, 2½ in. dial, 0/15/30/60 MA. Centre zero projecting type 16/6.

WESTINGHOUSE RECTIFIER SETS, Style 288 G.P.O., Input 200/250 Volts A.C., 50 cycles, Output 50 Volts D.C., 1½ amps 70/-.

S.T.C. METAL RECTIFIER SETS, Input 200/250 volts A.C., 50 cycles, output 220 volts D.C., 1½ amps, type 10D/1786, housed in metal cabinet, 2 in. x 13 in. x 11 in. £9/10/0.

"LEACH" RELAYS, 12/24 volt D.C. coil, 2 heavy-duty make contacts on ceramic 6/-.

SPERRY'S CONSTANT-SPEED 115-volt 50-cycles motors 2,400 r.p.m., 3½ in. diam., 6 in. long, ½ in. spindle, 1½ in. long, Serial No. LB1 93127/6.

T.R.S. TWIN 9/012 CABLE, in 100-yard coils; made by well-known manufacturers. Price per coil, carriage paid 50/-.

"SIGNAL" WESTERN ELECTRIC TIME DELAY RELAYS, adjustable from 1/5 secs., governor controlled 24-volt D.C. coil, two heavy-duty, two make 10-amp. contacts 17/6.

AMMETERS MOVING IRON 4 in. round 0/14 Switchboard type 32/6.

VALVE-VOLTMETERS, triple range, 50-200-500 volts, operated from variable mains supply (80v., 400-2,000 cycles) (115v., 400-2,000 cycles) (110v., 60 cycles) (180v., 50 cycles) (230 v., 50 cycles) (230 v., 400 cycles), housed in Instrument case, 9 in. x 13½ in. x 8½ in. Fitted meter, F.S.D. = IMA. £4/10/0.

LOW VOLTAGE POWER UNITS TYPE 58. Input 200/250 volts A.C., output 20/24 V.D.C. 3 amps. Smoothed continuous, tropical rating, ideal for telephone work, low voltage motors, laboratory use, etc., very robust construction, showing without metal cover. Approximate Size: 18 in. x 12 in. x 7 in. Price: £5 7s. 6d. each.

ELCO SYNCHRONOUS CLOCK MOVEMENTS, 200/250 volts A.C., 50 cycles, with spindles for hours, minutes and seconds in bakelite, dust cover, 3 in. diam., 2 in. deep with flex lead, 1 hole fixing, up to ½" panel. Inclusive set of three hands suitable for 10/12" dial. 27/6 each.

CLOCKWORK DRIVEN TIMERS, variable, 5 to 30 mins. Fitted 15 amp. A.C. contacts. Totally enclosed, crackle finish, 17/6 each.

CLOCKWORK MOVEMENTS fitted "Venner" escapement, run 10 hours one full wind, final speed 1 rev. 75 secs. Price 9/- each, post paid.

WESTERN ELECTRIC BLOWER MOTORS. Fitted centrifugal fan, available 12 volts D.C. or 110 volts AC/DC. Suitable for car-heaters, Hair-Dryers, Projectors, or miniature vacuum cleaners, etc. Size 4½ x 3½ in. approx. Price 29/- each.

STEP-DOWN TRANSFORMERS, Input 200-250v. A.C., 50 cycles, output 24v. 1 amp. 15/-.

DYNAMOTORS. D.C. 12v. input 250-285 V.D.C., 75 mA. output. Ideal for car radios, electric shavers, etc. 28/6 each.

SELECTOR UNIT. 12v. Ratchet operated. One pulse on-and-off. Fitted in die cast case. Ideal for remote control, etc. 10/6 each.

STEP-DOWN TRANSFORMERS, input 180/

230v. A.C., 50 cycles, output 2 windings 4.2, 4.2v. 10 amps., ideal for soil heating, spot welding etc. 22/6.

SIEMEN'S HIGH-SPEED RELAYS. 2,000 ohm coil. Single contact change-over, suitable for radio control. 13/6 each.

PRESSURE PUMP UNITS. Operated by 24 volt A.C./D.C. motor, develops 10 lbs. pressure or vacuum. Complete with 10ft. length of pressure hose, cables and connectors, etc. Compact unit fitted in metal case, 6 x 4 x 4 in. Made in U.S.A. Ideal for laboratory use, etc. New, in maker's cartons. £4 each.

TUFNOL PULLEYS, fitted ball-races, 3½ in. external, 1 in. internal bore, U-shaped groove, 2½ in. wide. 3/6 each. 37/6 per doz.

METRO-VICK, SYNCLOCK AND SANGAMO WESTON HOUR RECORDING METERS. 200/250 volts, A.C., 50 cycles, operating voltage, 1/10 to 10,000 hrs., recording ideal for life test, etc., unused. £2/7/6 each, post paid.

VARIABLE-SPEED FRICTION DRIVE GEAR BOXES, operated on ball and disc principle, ratio 1½ to 10 to 1 approx., infinite variable and reverse, overall size 8 in. x 5½ in., approx., totally enclosed, transmission capacity 1/10th h.p., ½ in. spindles, ideal as multi-speed gear boxes, robot devices and integrators of all kinds £4 each, post paid.

HOOVER 110-VOLT A.C./D.C., blower motors, overall size, 6 in. x 5 in. x 5 in. approx., intake 1½ in. diam., outlet 1½ in. diam. 27/6 each, post paid.

8 INCH VENT-AXIA EXTRACTOR FANS, 24v. D.C. or 36v. A.C., fitted suppressor units. Ideal for caravans, yachts, etc. Unused, complete in transit case. £4/7/6 each.

SLIDING RESISTANCES, "Zenith" high-grade, totally enclosed, 384 ohms., 1½ in. approx., new, in maker's original packing. 60/-.

FULL MAILING PRICE LIST 6d.

C. R. T. ISOLATION TRANSFORMERS

For Cathode Ray Tubes having Heater/Cathode short circuit or for C.R. Tubes with falling emission.

Type A. Low leakage windings. Ratio 1:1.25 giving a 25% boost on Secondary.
 2 volt 10/6 each With Tag
 4 volt 10/6 each Panel and
 6.3 volt 10/6 each Solder Tags
 10.8 volt 10/6 each
 14.3 volt 10/6 each
 Ditto with mains primaries 12/6 each.

Type B. Mains Input 220/240 volts. Low Capacity. Multi Output 2, 4, 6.3, 7.3, 10 and 13 volts. Input has two taps which increase output volts by 25% and 50% respectively. This transformer is suitable for all Cathode Ray Tubes.

With Tag Panel 21/- each.
 Type C. Low capacity wound transformer for use with 2 volt Tubes with falling emission. Input 230/240 volts, Output 2-2 1/2-2 1/2-2 1/2-3 volts at 2 amps. With tag Panel 17/6 each.

All Isolation Transformers are individually boxed, labelled and clearly marked with relevant data.

RESISTORS. All values. 10 ohms to 10 meg., 1/2w., 4d., 1/2w., 6d.: 1w., 8d., 2w., 4/-.

HIGH STABILITY. 1/2w., 1%, 2/-. All preferred values 100 ohms to 10 meg.

5 watt } WIRE-WOUND RESISTORS { 1/3
 10 watt } 25 ohms-10,000 ohms { 1/6
 15 watt } { 2/-

15,000 ohms-50,000 ohms, 5w., 1/9 : 10w. ... 2/3
 WIRE-WOUND POTS. 3 WATT LAB. COLVERN ETC.

Pre-Set Min. T.V. Standard Size Pots, 2 1/2 in. Type Knurled Slotted Spindle High Grade. All Knob. All values 25 Values, 100 ohms to 50 K. ohms to 30 K., 3/- ea. 5/6 : 100 K., 6/6.

50 K., 4/- Ditto Carbon W/W EXT. SPEAKER Track 50 K to 2 Meg. 3/-. CONTROL 100 3/-. P.V.C. CONN. WIRE. 10 colours, single or stranded 2d. yd. 5in. RADIO SCREWDRIVERS, 4 1/2 d. each. NEON MAINS TESTER SCREWDRIVER 5/6.

O/P TRANSFORMERS. Heavy Duty 50 mA., 4/6. Ditto, tapped primary 4/9. Multitap, push pull, 6/6. Tapped small pentode, 3/9.

L.F. CHOKES 15/10 H. 60/65 mA., 5/- : 25/20 H. 100/120 mA., 11/6 : 20/15 H. 120/150 mA., 12/6 : 5 H. 250 mA., 15/- MAINS TRANS. 350-0-350, 80 mA., 6.3 v. tapped 4 v. 4. 5 v. tapped 4 v. 2 a., ditto 250-0-250 80 mA., etc., 21/-.

I.F. TRANSFORMER. 465 kcs. Plessey, midget size, 2 1/2 in. x 3/4 in. x 3/4 in., 7/6 pr. BY FYE RADIO

HEATER TRANS. Tapped 200/250 v. 6.3 v. 1 1/2 amp., 7/6.
 COPPER PLATED AERIAL RODS. 1/4 x 12 in. push fitting, 2/6 doz., p. & p. 9d.
 ALADIN FORMERS and cores, 1/4 in. 8d.: 3/4 in., 10d. 1/4 in. FORMERS with Cass and Core. 3/4 in. sq. x 1 1/2 in. and 3/4 in. sq. x 2 1/2 in., 2/- ea.
 LOW MOTION DRIVES. Epleycello ratio 6 : 1, 2/3.
 TYANA. Midget Soldering Iron. 200/220 v. or 230/250 v. 14/11. TYANA TRIPLE THREE. Complete with detachable bench stand 200/220 v. or 230/250 v. 19/6.
 SOLON MIDGET IRON. 25 w., 200/220 v. or 230/50 v. 22/-.
 MIKE TRANS. Ratio 50:1, 3/9 ea., new and boxed.
 MAINS DROPPERS. 3 x 1 1/2 in. Three Adj. Siders. 3 amp. 750 ohms., 4/3. 2 amp., 1,000 ohms, 4/3.

CRYSTAL MIKE INSERT. Famous make, precision engineered. Size only 1 1/2 x 3/16 in. Bargain Price, 6/6. No transformer required.

LOUDSPEAKERS P.M. 3 OHM.
 5in. R.A. 16/6. 7in. x 4in. Goodmans, 21/-
 6in. x 4in. Rola, 19/6. 8in. Goodmans, 22/6
 6in. Goodmans, 18/6. 10in. Rola, 30/-
 6 1/2 in. ditto w/Trans, 21/- 12in. Plessey, 30/-
 8in. M.F. 2.5 k. or 2 k. field, tapped O.P.transf., 24/6.
 CRYSTAL DIODE, G.E.C., 3/6. GEX34 6/6.
 CRYSTAL SET CONSTRUCTION, 1/-
 40 CIRCUITS USING GERMANIUM DIODES, 3/-
 H.R. HEADPHONES, 4,000 ohms. Brand new, pr. 17/6.
 SWITCH CLEANER Fluid, squirt spout, 3/9 tin.
 TWIN GANG TUNING CONDENSERS. .0005 mfd. midget with trimmers 8/6: 375 pf. midget less trimmers 6/6: .0005 Standard size with trimmers and feet 9/-: less trimmers 8/-: ditto, soiled, 2/6.

VALVE HOLDERS. Pax. Int. Oct. 4d., EF50. EA50 6d. B12A. CRT. 1/3. Eng. and Amer. 4, 5, 6, 7 and 9 pin. 1/- MOULDED Mazda and Int. Oct. 6d., B7G. B8A B8G. B9A. 9d., B7G with can 1/6. VCR97 2/6. B9A with can. 2/6. CERAMIC EF50. B7G. Int. Oct. 1/- B7G with can 1/9. SPEAKER FRET. Woven Plastic TYGAN. Walnut tone, 12in. wide, 2/- per foot. Expanded metal, gold or silver, 9 in. x 12in., 2/- per piece.

WAVECHANGE SWITCHES.
 5 p. 4-way 2 wafer, long spindle 6/6
 2 p. 2-way. 3 p. 2-way, short spindle 2/6
 2 p. 6-way, 4 p. 2-way, 4 p. 3-way, long spindle 3/6
 3 p. 4-way. 1 p. 12-way, long spindle 3/6

KNOBBS. GOLD ENGRAVED. Walnut or Ivory, 1 1/2 in. diam., 1/8 each. "Focus" "Contrast" "Brilliance" "Brilliance-On/Off" "On-Off" "Volume" "Vol-On-off" "Tone" "Tuning" "Treble" "Bass" "Wavechange." "Radio Gram." "S.M.L. Gram." "Record-Play" "Brightness." Ditto, not engraved. 1/-.

ALL WAVE RADIOGRAM CHASSIS THREE WAVEBANDS FIVE VALVES
 S.W. 16 m. - 50 m. LATEST MULLARD
 M. W. 200 m. - 500 m. ECH42, EF41, EBC41,
 L. W. 800 m. - 2,000 m. EL41. EZ40
 12 month Guarantee. A.C. 200/250 v. 4-way switch.
 Short-Medium-Long-Gram. A.V.C. and Negative feedback. 4.2 watts. Chassis 1 1/2 in. x 5 1/2 in. x 2 1/2 in. Glass Dial 10 x 4 1/2 in., horizontal or vertical available. 2 Pilot Lamps. Four Knobs, Walnut or Ivory, aligned and calibrated. Chassis isolated from mains.

BRAND NEW £9. 15.0 Carr. 4/6.
 JUST RELEASED HIGH GAIN MODEL, F.M. - A.M. CHASSIS.
 Seven Mullard Valves and Tuning Heart.
 3 Wavebands, Magic Eye Tuning. A.V.C. and Negative Feedback giving 4 watts undistorted output. Radiogram switching.
 PRICE 20GNS. Packing and Carriage 10/-.

MATCHED SPEAKERS FOR ABOVE CHASSIS
 8in - 19/6, 10in - 25/-, 12in - 30/-, 3in Tweeter 12/6.

RECOMMENDED FOR ABOVE CHASSIS
Plessey
Multi Speed
Changer

Post free. £8.19.6
 Brand new Plessey 3-speed Autochanger Mixer Iron for 7, 10 and 12in. Records. Twin HI-FI Xtal Head with Duopoint sapphire stylus. Plays 4,000 records. Spring mounting. Baseboard required 15 1/2 x 12 1/4 in. Height 5 1/2 in. Depth 2in. Super Quality A.C. 200/250 v.

CONDENSERS. New stock. .001 mfd. 7kV. T.C.C. 5/6. Ditto, 20 k.v., 9/6: 100 pf. to 500 pf. Micas, 6d.: Tubular 500 v. .001 to .01 mfd., 9d.: .05 : 1 1/2 : 25 1/6 : 5 1/9 : 1/350 v., 9d.: 1/600 v. 1/3 : 1/1,500 v., 3/6.
 SILVER-MICA CONDENSERS. 10%. 500 v. 5 pf. to 500 pf., 1/-: 600 pf. to 3,000 pf., 1/3.
 DITTO 1%, 500 v. 1.5 to 500 pf., 1/9. 515 to 5,000 pf., 2/-.

NEW ELECTROLYTICS - FAMOUS MAKES.
 TUBULAR TUBULAR 18+16/450 v. 5/-
 1/275 v. 2/- 100/275 v. 2/- 16+16/500v. 6/-
 2/450 v. 2/8 8+8/500 v. 4/16+24/350v. 4/6
 4/450 v. 2/- 16+16/500v. 6/32+32/450v. 6/6
 8/450 v. 2/3 CAN TYPES 32+32/450v. 6/6
 8/500 v. 2/9 Clips 3d.
 16/450 v. 3/6 16/500 v. 4/- 60+100/350v.
 16/500 v. 4/- 32/350 v. 4/- 11/6
 32/500 v. 5/6 60/350 v. 5/6 100+200/275v.
 25/25 v. 1/9 100/275v. 5/8 12/6
 50/25 v. 1/9 250/350v. 5/6 1,000+1,000/6 v.
 50/50 v. 2/- 500/12 v. 3/- 6/6
 Screw Base Type 512 8/500v. 3/- : 16/500 v. 4/-
 SENTERCEL RECTIFIERS. E.H.T. Type FLY-BACK VOLTAGES. K3/25 2kV., 4/3: K3/40 3.2 kV., 6/-: K3/45 3.6 kV., 6/6: K3/50 4 kV. 7/3. K3/100 8 kV., 12/6.
 MAINS TYPE. RMI, 125 v., 60 mA., 4/-: RM2, 100 mA., 4/9: RM3, 120 mA., 5/9: ER4, 250 v. 275 mA., 16/-.
 FULL WAVE BRIDGE SELENIUM RECTIFIERS. 8 v. or 12 v. 1 1/2 amps. 8/9: 2 a. 11/3: 4 a. 17/6.
 CHARGER TRANSFORMERS. Tapped input 200/250 v. for charging at 2, 6 or 12 v., 1 1/2 amp., 13/6. 4 amp., 21/-.

LINE CORD. 3 amp., 60 ohms. per foot, 2 amp., 100 ohms per foot, 2 way 6d. per foot, 3 way 7d. per foot.

WAVECHANGERS. Pax. Int. Oct. 4d., EF50. EA50 6d. B12A. CRT. 1/3. Eng. and Amer. 4, 5, 6, 7 and 9 pin. 1/- MOULDED Mazda and Int. Oct. 6d., B7G. B8A B8G. B9A. 9d., B7G with can 1/6. VCR97 2/6. B9A with can. 2/6. CERAMIC EF50. B7G. Int. Oct. 1/- B7G with can 1/9. SPEAKER FRET. Woven Plastic TYGAN. Walnut tone, 12in. wide, 2/- per foot. Expanded metal, gold or silver, 9 in. x 12in., 2/- per piece.

WAVECHANGE SWITCHES.
 5 p. 4-way 2 wafer, long spindle 6/6
 2 p. 2-way. 3 p. 2-way, short spindle 2/6
 2 p. 6-way, 4 p. 2-way, 4 p. 3-way, long spindle 3/6
 3 p. 4-way. 1 p. 12-way, long spindle 3/6

KNOBBS. GOLD ENGRAVED. Walnut or Ivory, 1 1/2 in. diam., 1/8 each. "Focus" "Contrast" "Brilliance" "Brilliance-On/Off" "On-Off" "Volume" "Vol-On-off" "Tone" "Tuning" "Treble" "Bass" "Wavechange." "Radio Gram." "S.M.L. Gram." "Record-Play" "Brightness." Ditto, not engraved. 1/-.

ALL WAVE RADIOGRAM CHASSIS THREE WAVEBANDS FIVE VALVES
 S.W. 16 m. - 50 m. LATEST MULLARD
 M. W. 200 m. - 500 m. ECH42, EF41, EBC41,
 L. W. 800 m. - 2,000 m. EL41. EZ40
 12 month Guarantee. A.C. 200/250 v. 4-way switch.
 Short-Medium-Long-Gram. A.V.C. and Negative feedback. 4.2 watts. Chassis 1 1/2 in. x 5 1/2 in. x 2 1/2 in. Glass Dial 10 x 4 1/2 in., horizontal or vertical available. 2 Pilot Lamps. Four Knobs, Walnut or Ivory, aligned and calibrated. Chassis isolated from mains.

BRAND NEW £9. 15.0 Carr. 4/6.
 JUST RELEASED HIGH GAIN MODEL, F.M. - A.M. CHASSIS.
 Seven Mullard Valves and Tuning Heart.
 3 Wavebands, Magic Eye Tuning. A.V.C. and Negative Feedback giving 4 watts undistorted output. Radiogram switching.
 PRICE 20GNS. Packing and Carriage 10/-.

MATCHED SPEAKERS FOR ABOVE CHASSIS
 8in - 19/6, 10in - 25/-, 12in - 30/-, 3in Tweeter 12/6.

RECOMMENDED FOR ABOVE CHASSIS
Plessey
Multi Speed
Changer

Post free. £8.19.6
 Brand new Plessey 3-speed Autochanger Mixer Iron for 7, 10 and 12in. Records. Twin HI-FI Xtal Head with Duopoint sapphire stylus. Plays 4,000 records. Spring mounting. Baseboard required 15 1/2 x 12 1/4 in. Height 5 1/2 in. Depth 2in. Super Quality A.C. 200/250 v.

CONDENSERS. New stock. .001 mfd. 7kV. T.C.C. 5/6. Ditto, 20 k.v., 9/6: 100 pf. to 500 pf. Micas, 6d.: Tubular 500 v. .001 to .01 mfd., 9d.: .05 : 1 1/2 : 25 1/6 : 5 1/9 : 1/350 v., 9d.: 1/600 v. 1/3 : 1/1,500 v., 3/6.
 SILVER-MICA CONDENSERS. 10%. 500 v. 5 pf. to 500 pf., 1/-: 600 pf. to 3,000 pf., 1/3.
 DITTO 1%, 500 v. 1.5 to 500 pf., 1/9. 515 to 5,000 pf., 2/-.

NEW ELECTROLYTICS - FAMOUS MAKES.
 TUBULAR TUBULAR 18+16/450 v. 5/-
 1/275 v. 2/- 100/275 v. 2/- 16+16/500v. 6/-
 2/450 v. 2/8 8+8/500 v. 4/16+24/350v. 4/6
 4/450 v. 2/- 16+16/500v. 6/32+32/450v. 6/6
 8/450 v. 2/3 CAN TYPES 32+32/450v. 6/6
 8/500 v. 2/9 Clips 3d.
 16/450 v. 3/6 16/500 v. 4/- 60+100/350v.
 16/500 v. 4/- 32/350 v. 4/- 11/6
 32/500 v. 5/6 60/350 v. 5/6 100+200/275v.
 25/25 v. 1/9 100/275v. 5/8 12/6
 50/25 v. 1/9 250/350v. 5/6 1,000+1,000/6 v.
 50/50 v. 2/- 500/12 v. 3/- 6/6
 Screw Base Type 512 8/500v. 3/- : 16/500 v. 4/-
 SENTERCEL RECTIFIERS. E.H.T. Type FLY-BACK VOLTAGES. K3/25 2kV., 4/3: K3/40 3.2 kV., 6/-: K3/45 3.6 kV., 6/6: K3/50 4 kV. 7/3. K3/100 8 kV., 12/6.
 MAINS TYPE. RMI, 125 v., 60 mA., 4/-: RM2, 100 mA., 4/9: RM3, 120 mA., 5/9: ER4, 250 v. 275 mA., 16/-.
 FULL WAVE BRIDGE SELENIUM RECTIFIERS. 8 v. or 12 v. 1 1/2 amps. 8/9: 2 a. 11/3: 4 a. 17/6.
 CHARGER TRANSFORMERS. Tapped input 200/250 v. for charging at 2, 6 or 12 v., 1 1/2 amp., 13/6. 4 amp., 21/-.

LINE CORD. 3 amp., 60 ohms. per foot, 2 amp., 100 ohms per foot, 2 way 6d. per foot, 3 way 7d. per foot.

WAVECHANGERS. Pax. Int. Oct. 4d., EF50. EA50 6d. B12A. CRT. 1/3. Eng. and Amer. 4, 5, 6, 7 and 9 pin. 1/- MOULDED Mazda and Int. Oct. 6d., B7G. B8A B8G. B9A. 9d., B7G with can 1/6. VCR97 2/6. B9A with can. 2/6. CERAMIC EF50. B7G. Int. Oct. 1/- B7G with can 1/9. SPEAKER FRET. Woven Plastic TYGAN. Walnut tone, 12in. wide, 2/- per foot. Expanded metal, gold or silver, 9 in. x 12in., 2/- per piece.

WAVECHANGE SWITCHES.
 5 p. 4-way 2 wafer, long spindle 6/6
 2 p. 2-way. 3 p. 2-way, short spindle 2/6
 2 p. 6-way, 4 p. 2-way, 4 p. 3-way, long spindle 3/6
 3 p. 4-way. 1 p. 12-way, long spindle 3/6

KNOBBS. GOLD ENGRAVED. Walnut or Ivory, 1 1/2 in. diam., 1/8 each. "Focus" "Contrast" "Brilliance" "Brilliance-On/Off" "On-Off" "Volume" "Vol-On-off" "Tone" "Tuning" "Treble" "Bass" "Wavechange." "Radio Gram." "S.M.L. Gram." "Record-Play" "Brightness." Ditto, not engraved. 1/-.

ALL WAVE RADIOGRAM CHASSIS THREE WAVEBANDS FIVE VALVES
 S.W. 16 m. - 50 m. LATEST MULLARD
 M. W. 200 m. - 500 m. ECH42, EF41, EBC41,
 L. W. 800 m. - 2,000 m. EL41. EZ40
 12 month Guarantee. A.C. 200/250 v. 4-way switch.
 Short-Medium-Long-Gram. A.V.C. and Negative feedback. 4.2 watts. Chassis 1 1/2 in. x 5 1/2 in. x 2 1/2 in. Glass Dial 10 x 4 1/2 in., horizontal or vertical available. 2 Pilot Lamps. Four Knobs, Walnut or Ivory, aligned and calibrated. Chassis isolated from mains.

BRAND NEW £9. 15.0 Carr. 4/6.
 JUST RELEASED HIGH GAIN MODEL, F.M. - A.M. CHASSIS.
 Seven Mullard Valves and Tuning Heart.
 3 Wavebands, Magic Eye Tuning. A.V.C. and Negative Feedback giving 4 watts undistorted output. Radiogram switching.
 PRICE 20GNS. Packing and Carriage 10/-.

MATCHED SPEAKERS FOR ABOVE CHASSIS
 8in - 19/6, 10in - 25/-, 12in - 30/-, 3in Tweeter 12/6.

RECOMMENDED FOR ABOVE CHASSIS
Plessey
Multi Speed
Changer

Post free. £8.19.6
 Brand new Plessey 3-speed Autochanger Mixer Iron for 7, 10 and 12in. Records. Twin HI-FI Xtal Head with Duopoint sapphire stylus. Plays 4,000 records. Spring mounting. Baseboard required 15 1/2 x 12 1/4 in. Height 5 1/2 in. Depth 2in. Super Quality A.C. 200/250 v.

CONDENSERS. New stock. .001 mfd. 7kV. T.C.C. 5/6. Ditto, 20 k.v., 9/6: 100 pf. to 500 pf. Micas, 6d.: Tubular 500 v. .001 to .01 mfd., 9d.: .05 : 1 1/2 : 25 1/6 : 5 1/9 : 1/350 v., 9d.: 1/600 v. 1/3 : 1/1,500 v., 3/6.
 SILVER-MICA CONDENSERS. 10%. 500 v. 5 pf. to 500 pf., 1/-: 600 pf. to 3,000 pf., 1/3.
 DITTO 1%, 500 v. 1.5 to 500 pf., 1/9. 515 to 5,000 pf., 2/-.

NEW ELECTROLYTICS - FAMOUS MAKES.
 TUBULAR TUBULAR 18+16/450 v. 5/-
 1/275 v. 2/- 100/275 v. 2/- 16+16/500v. 6/-
 2/450 v. 2/8 8+8/500 v. 4/16+24/350v. 4/6
 4/450 v. 2/- 16+16/500v. 6/32+32/450v. 6/6
 8/450 v. 2/3 CAN TYPES 32+32/450v. 6/6
 8/500 v. 2/9 Clips 3d.
 16/450 v. 3/6 16/500 v. 4/- 60+100/350v.
 16/500 v. 4/- 32/350 v. 4/- 11/6
 32/500 v. 5/6 60/350 v. 5/6 100+200/275v.
 25/25 v. 1/9 100/275v. 5/8 12/6
 50/25 v. 1/9 250/350v. 5/6 1,000+1,000/6 v.
 50/50 v. 2/- 500/12 v. 3/- 6/6
 Screw Base Type 512 8/500v. 3/- : 16/500 v. 4/-
 SENTERCEL RECTIFIERS. E.H.T. Type FLY-BACK VOLTAGES. K3/25 2kV., 4/3: K3/40 3.2 kV., 6/-: K3/45 3.6 kV., 6/6: K3/50 4 kV. 7/3. K3/100 8 kV., 12/6.
 MAINS TYPE. RMI, 125 v., 60 mA., 4/-: RM2, 100 mA., 4/9: RM3, 120 mA., 5/9: ER4, 250 v. 275 mA., 16/-.
 FULL WAVE BRIDGE SELENIUM RECTIFIERS. 8 v. or 12 v. 1 1/2 amps. 8/9: 2 a. 11/3: 4 a. 17/6.
 CHARGER TRANSFORMERS. Tapped input 200/250 v. for charging at 2, 6 or 12 v., 1 1/2 amp., 13/6. 4 amp., 21/-.

LINE CORD. 3 amp., 60 ohms. per foot, 2 amp., 100 ohms per foot, 2 way 6d. per foot, 3 way 7d. per foot.

WAVECHANGERS. Pax. Int. Oct. 4d., EF50. EA50 6d. B12A. CRT. 1/3. Eng. and Amer. 4, 5, 6, 7 and 9 pin. 1/- MOULDED Mazda and Int. Oct. 6d., B7G. B8A B8G. B9A. 9d., B7G with can 1/6. VCR97 2/6. B9A with can. 2/6. CERAMIC EF50. B7G. Int. Oct. 1/- B7G with can 1/9. SPEAKER FRET. Woven Plastic TYGAN. Walnut tone, 12in. wide, 2/- per foot. Expanded metal, gold or silver, 9 in. x 12in., 2/- per piece.

WAVECHANGE SWITCHES.
 5 p. 4-way 2 wafer, long spindle 6/6
 2 p. 2-way. 3 p. 2-way, short spindle 2/6
 2 p. 6-way, 4 p. 2-way, 4 p. 3-way, long spindle 3/6
 3 p. 4-way. 1 p. 12-way, long spindle 3/6

KNOBBS. GOLD ENGRAVED. Walnut or Ivory, 1 1/2 in. diam., 1/8 each. "Focus" "Contrast" "Brilliance" "Brilliance-On/Off" "On-Off" "Volume" "Vol-On-off" "Tone" "Tuning" "Treble" "Bass" "Wavechange." "Radio Gram." "S.M.L. Gram." "Record-Play" "Brightness." Ditto, not engraved. 1/-.

ALL WAVE RADIOGRAM CHASSIS THREE WAVEBANDS FIVE VALVES
 S.W. 16 m. - 50 m. LATEST MULLARD
 M. W. 200 m. - 500 m. ECH42, EF41, EBC41,
 L. W. 800 m. - 2,000 m. EL41. EZ40
 12 month Guarantee. A.C. 200/250 v. 4-way switch.
 Short-Medium-Long-Gram. A.V.C. and Negative feedback. 4.2 watts. Chassis 1 1/2 in. x 5 1/2 in. x 2 1/2 in. Glass Dial 10 x 4 1/2 in., horizontal or vertical available. 2 Pilot Lamps. Four Knobs, Walnut or Ivory, aligned and calibrated. Chassis isolated from mains.

BRAND NEW £9. 15.0 Carr. 4/6.
 JUST RELEASED HIGH GAIN MODEL, F.M. - A.M. CHASSIS.
 Seven Mullard Valves and Tuning Heart.
 3 Wavebands, Magic Eye Tuning. A.V.C. and Negative Feedback giving 4 watts undistorted output. Radiogram switching.
 PRICE 20GNS. Packing and Carriage 10/-.

MATCHED SPEAKERS FOR ABOVE CHASSIS
 8in - 19/6, 10in - 25/-, 12in - 30/-, 3in Tweeter 12/6.

RECOMMENDED FOR ABOVE CHASSIS
Plessey
Multi Speed
Changer

Post free. £8.19.6
 Brand new Plessey 3-speed Autochanger Mixer Iron for 7, 10 and 12in. Records. Twin HI-FI Xtal Head with Duopoint sapphire stylus. Plays 4,000 records. Spring mounting. Baseboard required 15 1/2 x 12 1/4 in. Height 5 1/2 in. Depth 2in. Super Quality A.C. 200/250 v.


CONDENSERS. New stock. .001 mfd. 7kV. T.C.C. 5/6. Ditto, 20 k.v., 9/6: 100 pf. to 500 pf. Micas, 6d.: Tubular 500 v. .001 to .01 mfd., 9d.: .05 : 1 1/2 : 25 1/6 : 5 1/9 : 1/350 v., 9d.: 1/600 v. 1/3 : 1/1,500 v., 3/6.
 SILVER-MICA CONDENSERS. 10%. 500 v. 5 pf. to 500 pf., 1/-: 600 pf. to 3,000 pf., 1/3.
 DITTO 1%, 500 v. 1.5 to 500 pf., 1/9. 515 to 5,000 pf., 2/-.

NEW ELECTROLYTICS - FAMOUS MAKES.
 TUBULAR TUBULAR 18+16/450 v. 5/-
 1/275 v. 2/- 100/275 v. 2/- 16+16/500v. 6/-
 2/450 v. 2/8 8+8/500 v. 4/16+24/350v. 4/6
 4/450 v. 2/- 16+16/500v. 6/32+32/450v. 6/6
 8/450 v. 2/3 CAN TYPES 32+32/450v. 6/6
 8/500 v. 2/9 Clips 3d.
 16/450 v. 3/6 16/500 v. 4/- 60+100/350v.
 16/500 v. 4/- 32/350 v. 4/- 11/6
 32/500 v. 5/6 60/350 v. 5/6 100+200/275v.
 25/25 v. 1/9 100/275v. 5/8 12/6
 50/25 v. 1/9 250/350v. 5/6 1,000+1,000/6 v.
 50/50 v. 2/- 500/12 v. 3/- 6/6
 Screw Base Type 512 8/500v. 3/- : 16/500 v. 4/-
 SENTERCEL RECTIFIERS. E.H.T. Type FLY-BACK VOLTAGES. K3/25 2kV., 4/3: K3/40 3.2 kV., 6/-: K3/45 3.6 kV., 6/6: K3/50 4 kV. 7/3. K3/100 8 kV., 12/6.
 MAINS TYPE. RMI, 125 v., 60 mA., 4/-: RM2, 100 mA., 4/9: RM3, 120 mA., 5/9: ER4, 250 v. 275 mA., 16/-.
 FULL WAVE BRIDGE SELENIUM RECTIFIERS. 8 v. or 12 v. 1 1/2 amps. 8/9: 2 a. 11/3: 4 a. 17/6.
 CHARGER TRANSFORMERS. Tapped input 200/250 v. for charging at 2, 6 or 12 v., 1 1/2 amp., 13/

MULTITONE

SPECIALIZE

in equipment for the DEAF
and for PHYSIOTHERAPY



The ADAPHONE

enables the deaf to hear TV and Radio programmes in comfort and safety and with a clarity unobtainable when using a hearing aid for this purpose. It is also ideal for those with normal hearing who wish to hear the programmes without disturbing others.

The Adaphone has an attractive grey plastic case (3in. x 2in. x 1½in.). Weighted straps hold it in position on any chair arm. The input is matched for 2 to 10 ohms connection and the transformer tested to withstand 2,000 volts D.C. The listener can adjust the volume to his individual need without affecting the loudspeaker volume.

Tone control is obtained by alternative output sockets; 'Normal' and 'High.'

The M3 model has Automatic Volume Compression.

A low-impedance insert-type magnetic miniature receiver of D.C. resistance 30-40 ohms is supplied, but a bone-conduction receiver is available instead, at extra cost, for those who prefer it.

MODEL M4. Complete with miniature earpiece, standard earmould, and leads	£4 19 0
MODEL M3. Incorporating Automatic Volume Compression, complete as above.....	£5 15 0
MODEL M5. Incorporating Loudspeaker Switch for 'silent' listening	£5 15 0

Obtainable through all leading Radio Dealers or direct from Multitone Electric Company Limited.

Inquiries should be addressed to


MULTITONE ELECTRIC CO. LTD.

223-227 St. John Street, London, E.C.1.

PIONEERS IN SOUND AMPLIFICATION

OHMS? RATING? TOLERANCE?

..... it's easy with **LAB**
TESTED
Continuous Storage Units



Thousands of LAB Continuous Storage Units are daily solving the problem of control and storage of the great range of resistors. Compact, and capable of stringing up to 720 separate resistors, LABpak make selection positive, simple and speedy. Now that Ceramicaps, Histabs and Wirewound resistors have been added to the carded range, the usefulness of LABpak storage units is enhanced.

FREE with any purchase of the LABpak range, these units are the complete answer to the storage problems of small production units, laboratories, etc.

MAKE UP YOUR ORDER TODAY
— DELIVERY EX-STOCK

All LABpak resistors are carded in ohmic value, rating and tolerance, colour indexed and tabbed for easy selection.


The LAB Continuous Storage Units are available from your normal source of supply, but more detailed information and literature can be obtained from:

THE RADIO RESISTOR CO. LTD.

50 ABBEY GARDENS · LONDON · N.W.8

Telephone: Maida Vale 5522

Lines of communication . . .



In June 1920 the first advertised sound radio programme was broadcast from the Marconi transmitter at Chelmsford. To-day Marconi high or medium power transmitters and high power aerials are installed in every one of the B.B.C.'s television transmitter stations and Marconi television systems are being supplied to countries in North and South America, Europe and Asia.


- TELEVISION CAMERAS
- STUDIO EQUIPMENT
- RADIO LINKS
AND TRANSMITTERS
- AERIAL SYSTEMS
- COLOUR TELEVISION
- INDUSTRIAL TELEVISION

MARCONI

Complete Television and Sound Broadcasting Systems

Bullers CERAMICS FOR INDUSTRY

High quality material and dimensional precision are attributes of Bullers die-pressed products. Prompt delivery at competitive prices.



We specialise in the manufacture of—**PORCELAIN**
for general insulation

FREQUELEX
for high-frequency insulation

REFRACTORIES
for high-temperature insulation

PERMALEX & TEMPLEX
for capacitors



BULLERS LIMITED

MILTON · STOKE-ON-TRENT · STAFFS

Phone: Stoke-on-Trent 21381 (5 lines) · Telegrams & Cables: Bullers, Stoke-on-Trent
Ironworks: TIPTON, STAFFS London Office: 6 LAURENCE POUNTNEY HILL, E.C.4
Phone: Tipton 1691 Phone: MANsion House 9971

-towards perfection-
THE FIRST

LONDON AUDIO FAIR

Washington Hotel—April 13, 14, 15.

You are invited to hear and compare
BRITAIN'S FINEST AUDIO REPRODUCER:— The Lowther Corner Reproducer type T.P.1.

Invitation tickets gladly forwarded upon request together with details of other Lowther exhibits.

STAND No. 31

Demonstration Rooms 114, 115

THE LOWTHER MANUFACTURING COMPANY,

LOWTHER HOUSE, ST. MARKS RD., BROMLEY, KENT, ENGLAND.

Tel.: RAVensbourn 5225



Lowther Corner Reproducer Type T.P.1.

RADIO TRADERS LTD.

23 WARDOUR ST., LONDON, W. 1. (Coventry Street end).
Phone No. GERrad 3977/8 Grams: "Radiotrade"

BARGAIN OFFER OF BATTERIES

4 1/2 v. Heavy Duty Bell Battery. Size 6 1/2 x 4 1/2 x 2 1/8 in.	2/6
72 v. H.T. 1.5 v. L.T. Size 6 x 5 x 1 3/4 in.	2/6
150 v. H.T. Size 2 1/4 x 5 1/2 x 1 1/4 in.	5/6
67 1/2 v. Size 2 1/4 x 1 1/2 x 3 3/4 in.	6/6
All batteries sealed and unused. All plus 1/6 post and pkg. Special reduction for quantities.	

ELECTROLYTIC CONDENSERS

16 mfd. 375 v., 2/- each	Per doz.	21/-
24 mfd. 350 v. 1/6 each		15/-
24 mfd. 450 v. 2/3 each		24/-
Condenser Clips for above		3/6

BIAS CONDENSERS

1,000 mfd. 12 v. 1/6 each	15/-
50 mfd. 12 v. Single Hole Fixing 1/- each	10/6
100 mfd. 6 v. Tag End 10d. each	9/-
50 mfd. 50 v. 1/3 each	12/-

BLOCK PAPER CONDENSERS

12 mfd. 250 v. 7/6 each, 8 mfd. 600 v. 7/6 each, 4 mfd. 400 v. D.C. 3/6 each. Many other types in stock. Your enquiries invited.

MIDGET MICA CONDENSERS

.0001, .0002, .0003, .0004, .0005	5/0
200 Assorted Moulded Micas. Popular Values	£2 10 0
200 Assorted Silver Micas. Popular Values	£2 10 0
200 Assorted Carbon Resistors: 1/4, 1/2 and 1 watt. Good selection	£1 10 0

SPECIAL OFFER

0.1 mfd. 12,000 volts test Mansbridge Condensers. Height 6 1/2 in. Width 3 1/4 in. Depth 2 1/4 in. Fixing Centres 4 in. Plus 1/- post. 5/6

PAXOLIN SHEET

18 x 4 1/2 x 1/16 in., 1/- each; 10 x 10 x 1/32 in., 1/- each; 20 x 10 x 1/32 in. 2/- B.T.H. CRYSTAL DIODES 1/3 each, 12/- dozen.

RESISTORS

Carbon 1/4-watt 2/6; 1/2 watt 3/-; 1 watt 4/-; 2 watt 6/- per doz. WIRE WOUND AND VITREOUS. 5-watt 1/6; 10 watt 2/6; 15 watt 3/-; 20 watt 3/6 each.

HIGH STABILITY. 1/4 watt 5% 6d.; 1/2 watt 5% 9d.; 1 watt 5% 1/3 each. A few values in 1% and 2% still available.

ALL ORDERS FOR RESISTORS C.O.D. PLEASE AS WE CANNOT GUARANTEE TO STOCK ALL VALUES.

W.W.V./CONTROLS. ALL WELL-KNOWN MAKES. Pre-set 2/6 each Spindle types 3/- each. Many values in stock.

V/CONTROLS WITH SWITCH 5k, 50k, 1/2 meg., 1 meg. 3/6 each V/Controls Less Switch. Most values spindle and preset. 2/- each

METERS

0-300 mA. 2 1/8 in. Flush Mounting. Brand new. Guaranteed 8/6 each 0-500 mA. 2 1/8 in. Flush Mounting. Brand new. Guaranteed 10/6 each.

4-Way push button units 2/6 each 27/- doz. Push Button Knobs. 3/- doz.

TAG STRIPS. 3-way 2/-; 4 way 2/6; 5 way 3/-; 7 way 4/-; 28-way 12/- doz.

SLEEVEING. 2 mm. 2/6; 3 mm. 3/6; 4 mm. 4/6; 5 mm. 5/6 per doz. yd.

POINTER KNOBS. Small black with white line, standard 1/4 in. spindle. 7/6 doz.

WANDER PLUGS. Red and Black. 2/- doz. PHILIPS TRIMMER TOOLS. 1/- each 10/6 doz.

"S" METERS as used in S27 Receivers. Limited quantity, bargain price £2 10 0 each

WEARITE COILS. PA4, PO4, PA5, POS, 1/3 each 12/- doz. VALVE HOLDERS. Moulded B9A 7/6; B7G 6/-; Int. Oct. 9/-; Eng. Oct. 4/6 doz.

VALVE HOLDER FITTED WITH LOWER CAN 1/6 per doz. extra Screening Cans for B7G and B9A 6/- doz.

Paxolin V/H Int. Oct. B9A, B7G 5/- per doz.; Eng. Oct., 5-pin, 7-pin 3/- doz.

STANDARD SCREENING CANS 3-piece 1/- each; Spring loaded 1/- each

BELLING-LEE PLUGS AND SOCKETS, 5-pin 1/9; 7-pin 2/-; 10-pin 2/6 each

AIR SPACED TRIMMERS 5, 10, 15, 20, 25, 50 and 75 of pre-set and spindle types 2/- each 21/- doz.

PYE PLUGS AND SOCKETS 1/6 per pair, "Tee" pieced. 1/9 each

GROMMETS 1 grs. assorted grommets 1/4 in. to 1 in. 8/6 gross

POST OFFICE LAMP JACKS No. 10 1/- each 9/- doz. Lamp covers for same. 3/- doz.

BULGIN P73 3-pin plugs and sockets, and P74 2-pin plugs and sockets are now available.

OUTPUT TRANSFORMERS. Multi-ratio 5/- each; Pentode or power. 4/- each

WESTECTORS WX6, WX12, W12, W4, 1/- each. 9/- doz. ARCOLECTRIC (Whitney Lamp), Red, Green, Clear, 1/6 each 15/- doz.

SIGNAL LAMP HOLDERS. Panel mounting, complete with adjusting lampholder, 2/- each. 21/- doz.

BELLING-LEE. L356 fuse holders. 2/6 each

JONES PLUGS AND SOCKETS. 4-pin, 2/6; 6-pin 3/6; 8-pin 3/6; 10-pin 4/-; 12-pin. 6/- pair

CASH WITH ORDER OR C.O.D. ALL ORDERS DEPT. W.1 ALL ORDERS FOR LESS THAN £2 ADD POSTAGE

We invite your enquiries for items not listed Trade Counter open 9 to 6 Monday to Friday Also 9 to 1 Saturdays. Callers Welcomed

WHOLESALE MANUFACTURERS' AND EXPORT ENQUIRIES INVITED



LEAK QUALITY EQUIPMENT

for the Connoisseur

If you want the Finest Quality Reproduction together with Workmanship of the Highest Order your choice must be LEAK.

AS USED BY BROADCASTING CORPORATIONS THROUGHOUT THE WORLD.

LEAK "TL/10" AND "POINT ONE" PRE-AMPLIFIER. Cash Price £28/7/-, or sent for £4/10/- Deposit and 18 monthly payments of 30/-, carr. and crate free.

LEAK DYNAMIC PICK-UP

Complete with two detachable diamond heads and transformer. Cash Price £21/19/9 or sent for £4 Deposit and 10 monthly payments of 40/-. Post and packing paid.

Delivery of all the above is from stock. We can also supply the LEAK F.M. TUNER. Wharfedale, Goodmans and Tannoy loudspeakers, etc., Connoisseur Variable 3-speed and Motors all other Quality Equipment on EASY TERMS. Please let us have your requirements.



SEND ONLY 5/- (returnable Deposit) for 14-day Free Trial

then 15/- balance after trial satisfied and 8 monthly payments of 24/6 (or 19/6 if you send your old shaver).

Cash Price £10/4/3

Here is The Supreme Shaving Instrument—the latest super-styled model, with larger effective shaving area. Double-insulated Built-in Motor. AC/DC 200 250 v. Immediate delivery in luxury Suede-finish presentation Case.

★ 40/- ALLOWED FOR YOUR OLD SHAVER—any make, any condition—if you buy a New Remington Super 60 after trial or Cash or Terms. Send for FREE BROCHURES.

The L.R.S. SUPPLY CO., LTD.,
BALCOMBE · SUSSEX Telephone: 8a'combe 254

ADCOLA

REGISTERED TRADE MARK
(Regd. Trade Mark)

SOLDERING INSTRUMENTS
& ALL 'ED EQUIPMENT



ILLUSTRATED
DETACHABLE
1/4" BIT MODEL
LIST No. 64

Protective
Shield
List No. 68

CATALOGUES HEAD OFFICE SALES & SERVICE

ADCOLA PRODUCTS LTD.
GAUDEN ROAD,
CLAPHAM HIGH ST.,
LONDON, S.W.4

TELEPHONES :
MACaulay 3101
& 4272

Aerialite


PRODUCTS FOR THE

ELECTRONICS INDUSTRY

No **1** of a new series

CO-AXIAL PLUG Part No. 166


A universal fitting plug which ensures effective cable and braiding clamping, and ensures quick and easy fitting. It is specifically designed for attachment to a wide range of cables.



It is of robust construction and competitively priced. Co-axial plug Part No. 166 is available in large quantities and we shall be happy to quote for your requirements.

CO-AXIAL PLUG Part No. 148

Ease of assembly is but one of the salient features of this two piece co-axial plug. It is like model 166, a well designed plug which conforms to R.E.C.M.F. standards.



Body finish is bright nickel plating and the plug pin is silvered. Competitively priced and available in quantities.

CO-AXIAL SOCKET Part No. 149



Robust construction, positive contact and low loss aerial connection are the reasons for the success of the co-axial socket. Most of the leading television receiver manufacturers now specify and fit the Aerialite Co-axial Socket as a standard item.

RADIO CONNECTING WIRES

Aerialite connecting wires are being increasingly used in the Radio, Television and Electronic Industries due to their flexibility, wide colour range and low cost. Thermoplastic insulation ensures a higher dielectric plus the advantages of greater mechanical strength, fire resistance and permanence. Aerialite connecting wires are easy to handle, easy to strip, and save valuable time on the production floor. Please send for leaflets and prices.

AERIALITE

LTD.

HARGREAVES WORKS · CONGLETON · CHESHIRE

RELAYS

AMERICAN RELAYS FOR OFFSHORE CONTRACTS

We are already tooled to manufacture many types of these relays, and through our association with the Guardian Electric Manufacturing Company of Chicago, we have access to full information on other types.

ENQUIRIES ARE INVITED.

TELEPHONE: NEWMARKET 3181-2-3

TELEGRAMS: MAGNETIC, NEWMARKET



MAGNETIC DEVICES LTD
EXNING ROAD, NEWMARKET

MD.7.

Another DALY Electronic Achievement

CAPACITORS IN REDUCED SIZES WITH FULL VALUES AND WORKING VOLTAGES

SEND NOW for new leaflets with up-to-date information on this new range of capacitors.

DALY has succeeded in maintaining full capacity values and working voltages in more compact designs specially suited to ultra-modern equipment.

PHOTO-FLASH EQUIPMENT · DEAF AIDS · PRIVATE TELEPHONE INSTALLATIONS · AMPLIFIERS · D.C. POWER UNITS · SPOT WELDING EQUIPMENT · TEST-GEAR · MAGNETISATION EQUIPMENT

Behind **DALY** capacitors lies 20 years of making only electrolytics, highly specialized experience which engineers throughout the world are finding invaluable, and which is readily available to you.

DALY ELECTROLYTIC CAPACITORS

CONDENSER SPECIALISTS FOR OVER 20 YEARS



DALY (CONDENSERS) LTD., WEST LODGE WORKS, THE GREEN, EALING, LONDON, W.5. Phone: EALING 3127-8-9 Cables: DALYCON, LONDON

A new scientific advance in sound reproduction

Ambassador introduce new Radiogramophones for Home and Overseas buyers featuring High Fidelity sound at no extra cost! A new brilliant achievement in scientific skill dispenses with unnecessary complicated circuitry and multi loudspeaker systems.

- * Export Model PRG/5656
Five valves — six wave bands, four with electrical band spreading. Garrard 3 speed record changer.
- * Home Model PRG/AFM
Six valves — three wave — Long, Medium and F.M. Garrard 3speed record changer. Price £79.15.0.

Overseas buyers are invited to send for low export prices of a comprehensive range of receivers and radiogramophones.




AMBASSADOR

Radiograms

AMBASSADOR RADIO & TELEVISION LTD., PRINCESS WORKS, BRIGHOUSE, YORKSHIRE. Tel.: Brighouse 1280. Grams.: Ambassador, Brighouse.

A.I.D. & A.R.B. - APPROVED

POWER CONTROLS
 LIMITED


Rotary Convertors

Power Controls Ltd., Exning Road, Newmarket, Suffolk
 Telephone: Newmarket 3181. Telegrams: Powercon, Newmarket

Have you a convertor problem? If so, we can help you. We can undertake to develop and manufacture rotary convertors to your specification. The illustration shows a typical convertor which we are manufacturing for a specific requirement. Made for 6, 12 or 24 volts D.C. input, it can supply a continuous D.C. output of 350 volts at 30 mA. or an intermittent output of 310 volts at 60 mA. The no-load current consumption is 2.2 amps. at 11.5 volts and the ripple voltage is less than 6 volts r.m.s. on 60 mA. load. The size is only 4-9/16" long by 2-21/32" across the brush terminals.

MODERN ELECTRICS LTD.

164 Charing Cross Road, London, W.C.2.

Tel.: TEMple Bar 7587.
Covent Gdn. 1703.

Export enquiries welcomed.

Immediate delivery from stock.

Cables: Modcharex, London.
Prompt attention to post orders.

TAPE RECORDERS

GRUNDIG TK12.....	70 gns.
GRUNDIG TK5.....	45 gns.
GRUNDIG TK820/3D.	98 gns.
FERROGRAPH 2AN..	76 gns.
FERROGRAPH 2AN/H.	86 gns.
VORTEXION 2A.....	80 gns.
VORTEXION 2B.....	£99

The following Recording Tapes are available from stock.
1,750ft. 1,200ft. 600ft.

FERROGRAPH

FERROGRAPH	£3/3/-	
FERROGRAPH	45/-	26/9
GRUNDIG BASF	40/-	25/-
SCOTCH BOY	35/-	21/-
EMI 77	48/-	
EMI 88	35/-	21/-
AGFA	37/6	22/6
GEVAERT	35/-	21/-
PURETONE	20/-	
FERROVOICE	32/6	
SOUNDMIRROR	30/-	

Long Playing Tapes now in stock.

RECORD REPRODUCING EQUIPMENT

COLLARO TRANSCRIPTION	
Model 2010 PX.....	£19 9 0
RC54.....	£13 17 0
554 Unit.....	£9 7 0

GARRARD UNITS

RC80 M AC.....	£18 7 8
RC80 M AC/DC.....	£26 3 5
301 Transcrip.....	£26 8 3
Type TA/AC.....	£11 6 7
Type TA/B with Decca heads.....	£14 18 6

CONNOISSEUR

Variable 3 speed.....	£28 11 0
-----------------------	----------

SPEAKERS

PLESSEY	
12in. 15 ohm.....	£1 16 0

W.B. STENTORIAN

HF.610.....	£2 13 6
HF.812.....	£4 3 6
HF.912.....	£4 8 6
HF.1012 tapped coil, 37.5 or 15 ohms...	£4 8 9 9

GOODMANS

Axiom 150 Mk. 11.....	£10 15 9
Axiom 102.....	£10 7 9
Axiom 101.....	£6 18 6
Axiom 22.....	£15 9 0

WHARFEDALE

W15CS.....	£17 10 0
Super 12CS/AL.....	£17 10 0
W12CS.....	£10 5 0
Golden 10CSB.....	£8 14 11
Super 8CS/AL.....	£7 6 11
Super 3.....	£7 0 11
Bronze 10in.....	£4 17 3
Bronze Bin.....	£3 10 0
W.B. Crossover Unit.....	£1 10 0
W.B. Tweeter Unit.....	£4 4 0
Kelly Ribbon Tweeter	£12 12 0

TEST EQUIPMENT

AVO

Model 8.....	£23 10 0
Model 7 (latest).....	£19 10 0
Uniminor Mk. 11.....	£10 10 0
Electronic Meter.....	£40 0 0
Wide Band Sig./Gen.....	£30 0 0
Valve Characteristic Meter Mk. 111.....	£75 0 0
D.C. Minor.....	£5 5 0
10kV Multiplier for Model 8.....	£3 5 0
Carrying Cases for Models 7, 8 and 40	£3 0 0

ADVANCE

H.1. (Sig./Gen.).....	£28 0 0
E.2. (Sig./Gen.).....	£32 10 0
P.1.....	£22 5 0

COSSOR

Oscilloscope 1035.....	£120 0 0
Oscilloscope 1052.....	£104 0 0
Volt : Calibrator 1433	£18 5 0

TAYLOR

All new Taylor Test Gear in stock.

PICKUPS AND PLAYERS

ACOS, DECCA, COLLARO, CONNOISSEUR, LEAK, FER-RANTI, B.J., GARRARD, PHILIPS.	
---	--

MICROPHONES

ACOS	
Mic 22 (Crystal).....	£4 4 0
Mic inserts for above.....	£1 0 0
Mic 33-1.....	£2 10 0
Mic 35-1 (Crystal)...	£1 5 0

LUSTRAPHONE

M/C High Imp.....	£5 15 6
LFV59 Dynamic.....	£8 18 6

RESLO

URA Ribbon.....	£7 5 0
RVA Ribbon.....	£9 0 0
YMC (low imp.).....	£6 0 0

FILM INDUSTRIES

Ribbon.....	£8-15 0
-------------	---------

MICROPHONE STANDS

Floor, 3 extensions..	£3 12 6
Table Stand.....	£1 5 0

LEAK AMPLIFIERS

TL.10 complete.....	£28 7 0
Point 1, TL.12.....	£28 7 0
Point 2, TL.25.....	£34 7 0

QUAD, Mk. 11.....

£42 0 0	
MULLARD.....	£18 18 0
E.A.R. 4 watt.....	£9 9 0
TRIX 4 watt.....	£16 10 0

ALL GARRARD, CONNOISSEUR, DECCA and COLLARO HEADS, SAPPHIRE and DIAMOND STYLI for the above HEADS NOW AVAILABLE.

HANNEY of BATH offers :-

MULLARD 3-VALVE 3-WATT AMPLIFIER.

Gilson Output trans., 25/6; Mains trans., 35/-; Resistor/pot kit, 25/-; Condenser, 23/6. Send for full list.

WIRELESS WORLD F.M. TUNER (May 1955).

Osnor coilset with IF's and RDT, 58/6. J.B. type U. 102 variable, 14/6. ERLE condenser and resistor kits, low-loss valveholders and valves. Full list available.

MULLARD F.M. TUNER UNIT

Denco drilled chassis, 12/-; coilset with IF's, etc., complete, 46/-; J.B. U. 101 variable, 10/9; J.B. SL. 15 dial/drive assembly, 25/6; condenser and resistor kits, valves, etc. Full list available.

OSRAM 912 F.M. TUNER UNIT

Denco chassis with dial assembly, 37/6; Denco coilset IF's and RDT, 44/9; 3 gang variable, 17/6. Condenser and resistor kits, valves, etc. Full list available.

MAXI-Q DENCO F.M. TUNER UNIT

Chassis set, 7/6; Coilset, 11/9; 10.7 Mc/s IF's 6/- each; Ratio discrim. trans. 12/6; Phase discrim. trans., 9/-; Technical Bulletin giving circuit, point-to-point wiring etc., 1/9 P.F.

OSRAM 912 PLUS AMPLIFIER

ERLE resistor kit, 17/4; Erie 1 meg. pots, 4/6 each; TOC condenser kit, 55/-; PARTRIDGE components with loose lead terminations (includes packing charge), Mains trans., 65/6; choke, 34/6; output trans., 85/6; W.B. components. Choke, 18/9; output trans., 32/-; Denco drilled chassis, 14/6; Denco 912 Plus printed panel, 7/6; pre-amp or passive chassis, 6/- Full list available.

MULLARD 510 AMPLIFIER

ERLE resistor/pot kits, 39/10; TOC condensers, 45/-; Elstone mains trans., 36/-; Elstone output trans. (state 6,000 or 8,000 ohms), 45/-; Partridge components (loose leads). Mains trans., 65/6; output trans. type PPO (state 6,000 or 8,000 ohms), 85/6; smaller version type P.3667, 55/6; Denco drilled chassis, 14/6; Denco printed panel, 6/6. Full list available.

DENCO WIDE ANGLE COMPONENTS.

Magnaview chassis set, 37/6; Supervisor chassis, 51/6; Magnaview coilset, 41/2; scan coils WA/DCA1, 43/-; focus coil WA/FCAL, 31/-; width and line/lin. controls WA/WCI and WA/LCL, 7/6 each; frame trans. WA/FMA1, 21/-; line trans. WA/LOT1, 42/-; frame blocking osc. trans. WA/FBT1, 16/-.

Send stamp for lists. Please add postage 2/- to all orders under £3. (Excess refunded).

L. F. HANNEY

77, LOWER BRISTOL ROAD, BATH

Tel. : 3811

RE-OPENING AGAIN—

AFTER 8 MONTHS CLOSED

MULTI-RANGE TEST METERS by Weston, Radio City Products and other well-known makers.

SPECIAL OFFER of Constructor's parcel of 100 assorted resistors comprising 1/4, 1/2, 1 and 2 watt from 10 meg.-22 ohms. 12/6.

MEGGER SAFETY OHMMETERS. Perfect, £3.

H.R.O. SENIOR RECEIVERS. With A.C. P.P., 5 coils, £28. D.S.T. 100 RECEIVERS, as new. Coverage is 7 bands from 30 Mc/s. to 50 Kc/s., £20 each.

HALLICRAFTERS SX28, S27, S41, S38, etc. Perfect cond. AR88L, AR88D, CR100, from stock.

CANADIAN R.103 RECEIVERS, as new, modified, for A.C. working, £14.

A.C./D.C. MOTORS suitable for sewing machines, 47/6 each. A.C./D.C. 12 v.-15 v. MOTORS, long spindle for models, 15/- each.

NEW M/C MICROPHONES, hand type, with 12 yds. heavy duty screened cable, £3 each.

TEST EQUIPMENT. We hold a comprehensive stock. Multi-range meters at 1,000 and 20,000 o.p.v., valve testers, signal genes.

WIRE-WOUND POTENTIOMETERS LARGE SIZE. 20K. 8/6 each.

RECTIFIERS, 12v., bridged, 8 amps, 18/6 each.

MAINS TRANSFORMER. 350-0-350 v. Ellison at 120 m.A. 6.3 v. 5 a., C.T. 5 v. 3 a., 37/6. Full range of all types of Ellison products in stock.

F.M. DEVIATION METER, in perfect working order, £20.

PARTRIDGE TRANSFORMER, 100 m/a. 250-0-250v., 6.3v., 110-230v. Input. £1 each.

H.R.O. COIL, 46-96 Mc/s., etc., at £ 2/5/-per coil.

Your post enquiries welcomed. S.A.E. for reply, please. Orders, C.W.O. or Pro-forma Invoice, no C.O.D. Prices quoted do not include carriage and packing.

Callers welcomed—all stock must be sold within six months. Great Bargains.

SERVICE RADIO SPARES


4, LISLE STREET, LONDON, W.C.2

Telephone: GERrard 1734

AN IMPORTANT DECISION AT A

HIGH LEVEL

... calls for a high standard of efficiency, reception and selectivity. When it's an Antiference aerial, whether Band 1, 2 or 3, the sky's the limit for quality, economy and performance.



<p>BAND 3</p> <p>MODEL N° 350/IC 52/6</p>	<p>BAND 3</p> <p>MODEL N° 380/6G 135/-</p>	<p>BAND 3</p> <p>MODEL N° 331 30/-</p>
---	--	--

Five-element array with swan-neck mast and 'U' bolt clamp for fitting to existing masts up to 2in. dia.

Eight-element array with 10ft x 1 1/2 in. dia. mast and heavy duty single chimney lashing equipment

Three-element array with special wall bracket for loft mounting.

- Rods and insulators completely assembled and aligned for peak performance.
- Boom and rod ends sealed to avoid aerial noise.
- Monobloc junction units of high grade Bakelite for fully weatherproofed cable connections.

COMPOSITE AERIALS

Antiference HI-LO Composite Aerials are available for dual-band reception on Channels 1 & 9, 2 & 9, 4 & 8. All incorporate the unique Antiference electronic coupling principle and have One Junction Unit Only. All are directional on both bands.

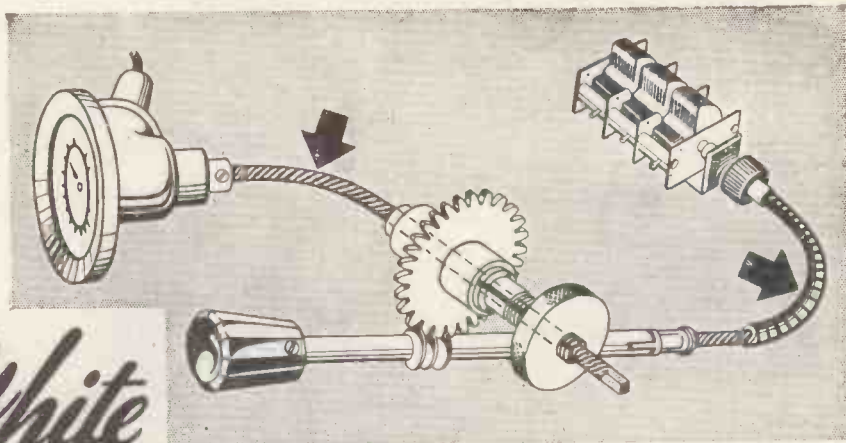
- Highly competitive prices are achieved through specialized manufacturing methods.
- All Antiference aerials are fully covered and protected by patents or patents pending.

BIGESTER ROAD, AYLESBURY, BUCKS.

TELEPHONE : AYLESBURY 1467/8/9

ANTIFERENCE

- LIMITED



S.S. White

FLEXIBLE SHAFTING

for REMOTE CONTROL of ELECTRONIC EQUIPMENT

- RADIO TUNING
- INSTRUMENT CONTROL
- COMPONENT COUPLING

Flexible Shafts give freedom in design because they can be run between any two parts and eliminate alignment problems.

The S. S. White Company produce Remote Control Shafts to meet any requirement.

THE *S.S. White* CO. OF GREAT BRITAIN LTD.
INDUSTRIAL DIVISION

Britannia Works, 25-31 St. Pancras Way, London, N.W.1

Telephone: EUSton 5393

R.C.1



A PERFECT COMPANION TO THE

Connoisseur

TRANSCRIPTION MOTOR

We introduce the Super Lightweight Pickup Mark II.
No other pickup has all these outstanding features:

- Frequency range 20 cycles to 20,000 cycles at 33 $\frac{1}{3}$ r.p.m.
- 4 grams downward pressure.
- Total armature mass 4 milligrams suspended on nylon.
- Armature retracts into head if accidentally dropped.
- The armature system is easily replaceable at home.
- 100% screening of coil by magnet to minimise hum.
- No needle talk from surface to record.
- Voltage output 15 m.V. from L.P. disc.
- Immediately replaceable with the Connoisseur Mark I head.

Price: Pickup and head, Diamond armature, £8/15/-, plus P.T. £3/14/10. Head only, £6/12/-, plus P.T. £2/16/5. Replaceable Armature System, £4/10/-, plus P.T. £1/18/6. Pickup and head, Sapphire armature £5/13/-, plus P.T. £2/8/4. Head only £3/10/-, plus P.T. £1/9/11. Replaceable Armature System £1/4/-, plus P.T. 10/4.



Gramophone fans all over the world use the "Connoisseur" Variable 3-speed Gramophone Motor, 12in. turntable, virtually vibrationless with mechanical speed change (not braking action) gives finest reproduction.

Price: £20, plus P.T. £8.11.0.

A. R. SUGDEN & CO. (ENGINEERS) LTD.

WELL GREEN LANE, BRIGHOUSE, YORKSHIRE.

Phone: Halifax 69169. Grams: Connoisseur Brighouse.

OVERSEAS AGENTS:

SOUTH AFRICA: W. L. Proctor (Pty.) Ltd., 63, Strand Street, Cape Town. CANADA: The Astral Electric Co. Ltd., 44, Danforth Road, Toronto 13, Ontario. NEW ZEALAND: Turnbull & Jones Ltd., Head Office, 12/14, Courtenay Place, Wellington. HONG KONG: The Radio People Ltd., 31, Nathan Road, Hong Kong.

MAIN DISTRIBUTORS:

AUSTRALIA: British Merchandising Pty. Ltd., 183, Pitt Street, Sydney, and J. H. Magrath (Pty.) Ltd., 208, Little Lonsdale Street, Melbourne. EAST AFRICA: International Aeradio (East Africa) Ltd., P.O. Box 3133, Nairobi. MALAYA: Eastland Trading Co., 1, Prince Street, Singapore.



LONDON AUDIO FAIR

We welcome the decision to hold a London Audio Fair. British High Fidelity equipment is superior to any other, and the London venue for this important occasion spotlights Britain in her rightful place as leader in the manufacture of quality sound reproducing equipment

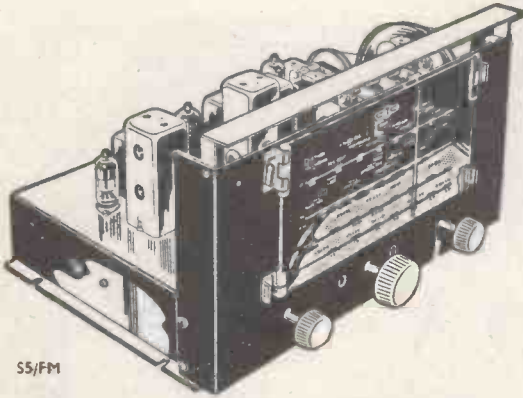
Pioneers in the distribution of Hi-Fi equipment, we at Classic have over the past eight years been developing one of the biggest Hi-Fi distribution centres in the country, supplying fine equipment not only all over the country, but all over the world. Our specialised service to overseas customers grows at a tremendous pace, and recently in one post we had enquiries for quotations amounting to £750 worth of equipment. We endeavour to stock everything that is good, and everything that is both good and new, as soon as it is available. The result is that you can nearly always get what you want from Classic *quicker*. We specialise in giving expert advice too, and our advice to all enthusiasts is:—See it at the London Audio Fair—buy it from Classic

If you want a ticket for the London Audio Fair we shall be pleased to send you one.



CLASSIC

-TUNERS-




SS/FM

The combined V.H.F. Frequency and World Wide Amplitude Modulation Tuner uses a tuned R.F., self oscillating additive mixer, 2 x I.F. amplifiers, and Radio Detector on the V.H.F. band II with completely stable tuning. The AM section uses a tuned R.F. stage, F.C., High gain I.F. amplifier with variable selectivity, and delayed Amplified A.V.C. on all wave bands. A Cathode Ray tuning indicator is fitted and operates on all channels and bands. Available in two types.

SS/FM 16-50 m.; 195-550 m.; 800-2,000 m. A.M. 87.5-100 mc/s. FM.
SSE/FM 12.5-37 m.; 35-100 m.; 90-250 m.; 190-550 m. AM. 87.5-100 mc/s. FM.

For three years the FM81 has received the acclaim of the trade and private user alike. Completely stable tuning, distortionless output, high AM reject ratio, and tuning indicator are some of the many features that make it the most sought after FM tuning unit to-day! New valves and circuits now make possible the FM81 Mark II. Similar in size and appearance to its famous predecessor but with the following improved features.

- Increased gain at the aerial of over 20 db.
- Very low radiation into aerial.
- High level noise limiter
- Easier installation with choice of three escutcheons: Gold, Silver, Bronze.
- Improved A.V.C. characteristics.



FM81 Mk. II


C. T. CHAPMAN (Reproducers) LTD

RILEY WORKS, RILEY STREET, CHELSEA, S.W.10

FLAman 4577/8

Export Enquiries Invited

What makes this cartridge



better?



Ask the experts :

JANUARY 1955

This latest Goldring No. 500 is a complete answer
P. WILSON, M.A. "The Gramophone"

APRIL 1955

Difficult to improve on the price and performance
D. W. ALDOUS, M.Inst.E., M.B.K.S. "Record Review"

JUNE 1955

Rated best cartridge—best buy
Special Report on Hi-Fi Pick-Ups by leading U.S.A.
Consumer Product testing organisation

SEPTEMBER 1955

Easily the best moderately priced cartridge on the
Market

OCTOBER 1955

HILARY DUNN "Record Review"
Ranked first in performance
"Consumer Report" U.S.A.

GOLDRING VARIABLE RELUCTANCE CARTRIDGE No. 500

Type 500 (2 Sapphires) £2.10.0 P.T. 19/6

Type 500/SD (Sapphire Standard, Diamond LP). £6.0.0 P.T. £2.6.10

COMPLETE IN PICK UP ARM

L56/503

£5.0.0

P.T. £1.19.0

L56/500SD

£8.10.0

P.T. £3.6.4

Write for Technical Reports and reprints to :

GOLDRING Manufacturing Company (Great Britain) LTD.

486 & 488 HIGH RD., LEYTONSTONE, LONDON, E.11 Tel: LEYtonstone 1981 & 1252

9 Octave realism

The G.E.C. metal cone loudspeaker gives lifelike reproduction of any type of sound over a range of 9 octaves. This includes the whole musical fundamental range with overtones. This gives the true tonal quality and character that all music lovers demand.

from a single unit

Sound engineers will appreciate the simplification—and the improvement in performance—which has been achieved by combining these qualities in a single unit—*smooth response over a range of 9 octaves with extremely good low frequency response . . . *negligible inter-modulation . . . *unequaled transient response due to special coil and cone construction.

for only £9.5.0

This is a professional instrument but its remarkably low price makes it particularly valuable to the home constructor. It must be used under the correct conditions to obtain optimum results. Cabinets have been specially designed for use with this speaker. Home constructors are invited to write for details.



Metal Cone Loudspeaker



RD JUNIOR CORNER HORN

THE REPRODUCER FOR **YOUR** HIGH FIDELITY SYSTEM

Designed primarily to house the exceptional Goodmans Axiom 102 loud-speaker, the Junior Corner Horn provides a standard of performance far superior to that suggested by its modest price. Horn loading ensures excellent bass response down to approximately 35 c.p.s., whilst virtually perfect treble diffusion gives that illusion of perspective so necessary for the realistic reproduction of orchestral music.

The general standard of construction and finish is of a very high order, finest quality selected veneers being used. The standard finish is African Walnut but any finish may be supplied to order with very little delay. Especially attractive finishes include Natural Figured Oak and Sapele Mahogany. Louvred side panels are available as an optional extra, and whilst they do not contribute to performance, they do enhance the appearance of the cabinet considerably.

Demonstrations may be had at a number of Specialist Dealers in London or at our Greenwich Showrooms.

PRICES: Cabinet, less speaker and side panels, £18/17/6 (carriage extra). (Special finishes plus 5 per cent.) Louvred side panels £3 per pair. Goodmans Axiom 102, £10/7/8 incl. Wharfedale Super 8 AL £6/5/11 incl.

Illustrated literature post free on request. Trade enquiries invited.



ROGERS DEVELOPMENTS (ELECTRONICS) LTD

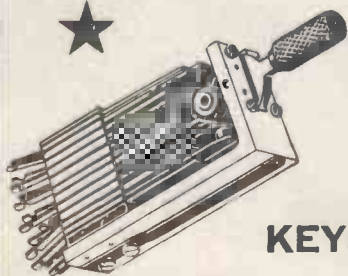
RODEVCO HOUSE · 116 BLACKHEATH ROAD · GREENWICH, S.E.10 · Telephone TIDeway 1723

R-E-L-A-Y-S

3000 TYPES

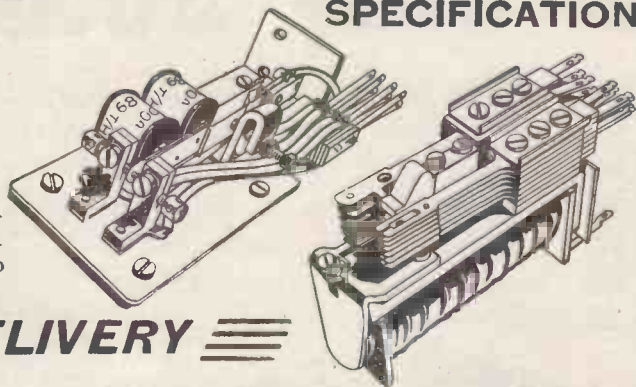
Standard or special COILS and CONTACTS up to 80,000Ω and up to 8 c/o's. 600 and HIGH-SPEED TYPES also Supplied.

PROMPT DELIVERY



LARGE
STOCKS
OF
KEYSWITCHES

P.O. TYPES TO YOUR SPECIFICATION



The
KEYSWITCH CO.

ALL POST OFFICE EQUIPMENT

Enquiries to Sales Manager,
126, KENSAL ROAD, LONDON, W.10
Telephone LAD 0666 and 4640

IT'S NEW!

A RECEIVER with a truly astonishing PERFORMANCE/PRICE RATIO



ALTHOUGH priced at only £120 the AIRMEC COMMUNICATION RECEIVER TYPE C864 has a specification equal to that of many sets selling at double its price. Some of the main features are:-

- Frequency coverage from 15-45 kc/s and 100 kc/s-30 Mc/s.
- Film Scale giving actual Scale length of 4ft. on each frequency range.
- 90 : 1 Slow Motion Drive with logging scale.
- Crystal Calibrator incorporated.
- Frequency setting accuracy better than 1 kc/s.
- Separate Incremental tuning control for use with Crystal Calibrator.
- Double frequency changer circuit.
- Stabilised Local Oscillator H.T. voltages.
- Image rejection over 100 db.
- Exceptionally high sensitivity and signal/noise ratio.
- Variable selectivity.
- S Meter incorporated.
- Very stable B.F.O.
- Muting facilities provided.
- Built-in loudspeaker.
- 2 Watts Output.
- Turret band switching.
- Housed in a steel case 19 ins. wide by 16 ins. high by 10 ins. deep.
- Suitable for use on a bench, bolted to a bulkhead or brackets, or forward mounted on a standard 19in. rack.
- Operates from 100-130 or 200-250 volts 50-60 c/s mains.

QUICK DELIVERY

Full details of this or any other Airmec Instrument will be forwarded gladly on request

AIRMEC LIMITED

HIGH WYCOMBE, BUCKINGHAMSHIRE, ENGLAND

Telephone : High Wycombe 2060.

Cables : Airmec, High Wycombe

**E.H.T.
Line Transformers**

Deflector Coils

T.V. Coils

T.V. Turret Tuners

**CONVERTORS now
freely available**

All enquiries to:

Gillone Electric
LIMITED

ROCKSTONE WORKS, ROSEMARY LANE,
BLACKWATER, NR. CAMBERLEY, SURREY.
TELEPHONE CAMBERLEY 2359.



BASF magnetic recording tape

GIVES ALL FOR THAT LITTLE EXTRA

1,000 metre for professional use
1,200 ft. on plastic spool
600 ft. on plastic spool
300 ft. on plastic spool
150 ft. miniature tape for postal recordings.

Special tapes for GRUNDIG TK. 9, TK. 819 and STENOLETTE.

Also

the New Thin Long Playing Tape giving 50% more tape on the same spool.

Please write for further details.

Wear doesn't tear; nor do scratches impair . . . TAPE for recording designed for withstanding all halts and all faults from sonic events . . . What's more it prevents all defeats on repeats . . . it's as tough as tape can be since it's based on PVC . . . for that little more initially you get precious durability.

In short :

You get so much more — For that little extra.

F. A. HUGHES & CO. LTD.
DEVONSHIRE HOUSE PICCADILLY LONDON W1
Telephone: Mayfair 8867





B.C.C. V.H.F. Mobile Radio



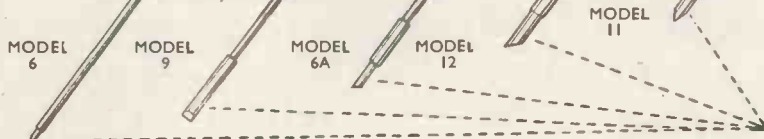
BRITISH COMMUNICATIONS CORPORATION LIMITED
 Second Way, Exhibition Grounds, Wembley, England

Telephone: WEMbley 1212

Telegrams: BEECEEE

ORYX

MINIATURE
SOLDERING
INSTRUMENTS



5 DIFFERENT MODELS TO SUIT
ALL YOUR REQUIREMENTS,
HEATS UP IN 30-45 SECONDS,
ROBUST CONSTRUCTION—
NO CERAMICS OR MICA USED.

FOR GREATEST EFFICIENCY,
ELEMENTS MOUNTED AT
SOLDERING POINT.

MANUFACTURED BY
ORYX ELECTRICAL LABORATORIES LTD.,
BRIGHTON

SOLE DISTRIBUTORS

ANTEX 3 TOWER HILL
LONDON, E.C.3
Phone: ROyal 4439

SELLING BRISKLY IN MORE THAN 16 FOREIGN
COUNTRIES—WHERE SUPERIOR QUALITY IS ALSO
APPRECIATED

Model	Con- sumption	Voltage	Bit Diameter	Weight	Length	Price	Spare Bits
12	12 watts	6, 12, 24 or 50	3/16" (4.8 mm)	0.5 oz.	6 1/2"	25/-	2/-
11*	10 watts	6 only	5/32" (4 mm)	0.5 oz.	6"	35/-	7/6
9	8.3 watts	6, 12 & 24	5/32" (4 mm)	0.25 oz.	6"	25/-	1/8
6A	6 watts	6 only	3/32" (2.4 mm)	0.25 oz.	6"	25/-	1/8
6	6 watts	6 only	1/16" (1.6 mm)	0.25 oz.	6"	25/-	fixed bit

* Model 11—Special High Temperature Model.

- T/V TECHNOLOGY
- RADIO ENGINEERING
- ELECTRONICS
- RADIO SERVICING

There's a big future in T/V and Radio. Act now! In-
crease your knowledge. Back up experience with a
sound theoretical background. I.C.S. offer courses of
instruction in—

T/V TECHNOLOGY ● ADVANCED SHORT-WAVE
RADIO ● RADIO ENGINEERING ● RADIO SERVICE
ENGINEERING ● INDUSTRIAL ELECTRONICS
ELECTRONIC ENGINEERING ● FREQUENCY
MODULATION ● RADAR

I.C.S. will also coach you for the following examinations—
B.I.R.E.; P.M.G. Certificate for Wireless Operators;
Radio Servicing Certificate (R.T.E.B.); C. & G. Tele-
communications, etc., etc.

DON'T DELAY—SEND COUPON TODAY for free descrip-
tive booklet, stating which subject or examination interests you.
Fees include all books needed. Examination students coached
until successful.

Reduced terms for H.M. Forces.
Dept. 223D, I.C.S., 71 Kingsway, W.C.2.

INTERNATIONAL CORRESPONDENCE SCHOOLS.
Dept. 223D, International Buildings, Kingsway, London,
W.C.2.

Please send Booklet on subject.....

Name..... Age.....
(Block letters, please)

Address.....



M. R. SUPPLIES Ltd.

(established 1936)

Exclusive offers of first-class **ELECTRICAL MATERIAL** for immediate
delivery, carefully packed. Our diligent buying is your guarantee of
satisfaction. Prices net.

VOLTAGE STABILIZERS—FREQUENCY INDEPENDENT. Very
limited offer of brand new Philips E80 units—exceptional opportunity
Input 180/250 v. Frequency range 47—51.5 cycles. Rating 150 va.
Output voltage 220 v. Regulation:—Negligible variation between
0 and 100 % load. Frequency maintained at 50 cycles. The stabilizer
is temperature compensated over the range + 10 deg.C to + 50 deg.C.
We offer 25 only of these, brand new, direct delivery from makers, at
£27-10-0 each. (Packing and despatch U.K. 12/6).

VARIABLE TRANSFORMERS (Phillips) Immediate delivery at substan-
tial saving in price. Toroidal wound auto-transformers continuously
variable from zero up to 20 % above input voltage. Nominal input
220 v. Examples:—Loading 260 va, panel mount £7-5-0, bench mount
£7-12-6. Loading 620 va, panel or bench £8-15-0 (despatch any one 3/-)
1040 va, panel £12-17-6, bench £14-15-0 (des. 6/6 U.K.). Larger models
available.

HIGH DUTY AIR BLOWERS, powered with B.T.H. type CFS
2615 Repulsion—Induction Motor (high-speed commutator type).
Estimated delivery 1500 c.f./min. at 6 inch W.G. Overall length
24 ins. width 20 ins. height 18 in. Inlet 7 in. dia. Outlet 7 in. by 3
in. Weight approx. 1 cwt. Brand new £22-10-0 (des. U.K. only
20/-).

A.C. CONTACTORS with 230/250 v. A.C. coil with 2-pole "make"
contacts, duty 40 amps. Actuated by Webber solenoid. Base size
9in. by 9in. Very fine job. 27/6 (des. 3/-).

TOTALLY ENCLOSED A.C. MOTORS, 230/250 v. 50c. 1ph. 1425 r.p.m.
split-phase induction, ball-bearing. These brand new units by E.E.Co.,
are conservatively rated at 1/10th H.P. owing to total enclosure for
continuous duty. Frame size approx. 7in. by 5in. dia. £3-18-6 (des.
5/6).

MICROAMMETERS (first-class makers) 0/25 Microamps, 1st grade
n/coll in projection housing 3 1/2 in. dia. by 4in. prof. 62/6 (des. 1/6)
A.C. SOLENOIDS (Webber) Operation on 230/250 v. A.C. exerting an
8 lb. pull when energised. Size 2 1/2 in. by 2in. by 2in. New 16/6
(des. 1/-).

RUNNING TIME METERS, various good makes, ex. Govt. Operation
on 200/250 volts 50 cycles (synchronous) 4-dial index indicating up
to 9,999 hours with 1/10th index. Size 4 1/2 in. dia by 3in. deep, with
back terminals, in good condition as new. 35/- (des. 2/-).

SYNCHRONOUS TIME SWITCHES, 200/250 v. 50 c. Brand new
Sangamo Weston in compact black plastic housing 4in. dia. by 3 1/2 in.
deep, providing up to 3 on-off operations per 24 hours, with day-omit-
ting device (use optional) Capacity 20 amps A.C. 250 v. £5-8-6 (des. 2/-).

SYNCHRONOUS ELECTRIC CLOCK MOVEMENTS, 200/250 v. 50c.
with spindles for hours, minutes and seconds hands. In plastic dust
cover 3 1/2 in. dia. by 2in. deep, with flex, ready for use, 27/6 (des. 1/-).
Set of three Hands in good style, to suit 5/7 in. dial 2/-.

M. R. SUPPLIES, Ltd. 68, New Oxford Street, London W. C. 1.
Telephone : MUSeum 2958.



P R O D U C T S

NINETEEN HUNDRED AND THIRTY FIVE — NINETEEN HUNDRED AND FIFTY SIX

IT IS NOW TWENTY-ONE YEARS since Painton & Co. Ltd., began designing and manufacturing components for the Radio and Telecommunications industry.

During those years the name of 'Painton' has become synonymous with quality, gaining the same recognition in the new and expanding fields of Television and Electronics.

At this stage of development, Painton pause to thank all those who have supported them in the past, and to look forward to the future, in which, by progressive design and good service they hope to retain their position of leadership.


By Appointment to the Professional Engineer

PAINTON
Northampton England

WHY ENGINEERS SPECIFY

EGEN potentiometers —


Egen Potentiometers are based on long experience of requirements of television and electronic equipment manufacturers. In design, dependability, accuracy and freedom from wear they are *outstanding*, but, above all, they are completely **NOISELESS**.



DUAL POTENTIOMETERS with concentric operating spindles. The new Egen Dual Potentiometers incorporate all these outstanding design features — multiple contact rotors, smooth easy movement, thorough screening between sections, plus a convenient soldering tag for earthing screened connections.

connections on each metal case. Switch and Potentiometer soldering tags are of high-grade brass heavily silver plated for easy soldering; they are positively located and withstand soldering heat and bending without loss of rigidity. Control spindles can be supplied to suit customers' requirements.


PRE-SET POTENTIOMETERS. Completely enclosed in high-grade phenolic mouldings. Solder tags heavily silver plated for quick soldering. Fully insulated spindles with integral control knobs. Tapped for 2-hole 6 B.A. fixing on $\frac{1}{2}$ centres. Type 126, wire-wound. Type 127, carbon.



STANDARD CARBON POTENTIOMETERS. Made by an entirely new method ensuring a highly stable resistance element, which is also very durable. Silent and smooth in operation, these controls offer both mechanical and electrical reliability. Soldering tags are heavily silver plated to resist oxidation, and the mains switch has an efficient quick make-and-break action.



PRE-SET RESISTOR. This has a wire-wound resistance element, traversed by a nickel-silver slider. Adjustment is effected by a worm drive spindle fitted with a knurled and slotted knob. This component is smooth and noiseless in action and is designed to meet the many and varied requirements of the Electronic Industry. Egen pre-set resistors can be supplied in multi-bank assemblies to suit individual requirements. There are also twin-track models, and types with an electrically divided slider, giving adjustment on two resistors with one operation.



EGEN ELECTRIC LTD. Charfleet Industrial Estate, Canvey Island, Essex • Phone: Canvey Island 691/2

TUNERS for BAND III



COMMERCIAL TELEVISION

Valradio tuners cover all 13 British Channels, and have been specially developed for incorporating into new T.V. receivers, or for tuning standard receivers to Band III. Available for AC sets using 6·3 parallel connected valves, and AC/DC with 3 series connected valves. I.F. outputs 9-14 mcs; 16-20 mcs; 19-24 mcs and 34-40 mcs.

Price. **£6.0.0**

Ask also for details of Valradio T.V. Projection Receivers; DC/DC and DC/AC Converters; Vibrator Units.

Valradio LIMITED

New Chapel Rd., High St., Feltham, Middx. Phone: Feltham 4242

The Manning-Garr P.53C MINIATURE POLARISED RELAY

Now in dust-proof heavy gauge anodised aluminium can and with miniature 5 or 9-pin base for plugging in.

(Original version still available.)

**BOTH TYPES FITTED WITH
PLATINUM POINTS IF SPECIFIED**



Actual Size

Data—A Sensitivity of 25 milli-watts and capable of handling mains voltage on the contacts with alternating currents up to 0.25 amps. Being polarised it has the advantage that the Armature contact can be biased to lock in either direction by suitable adjustment of the contact screws which provides a useful facility where pulse operation is required. Speed of operation is high and the Relay will follow frequencies appreciably higher than 50 c.p.s. Resistance up to 7,000 ohms which is acceptable for Anode circuits. Alternatives to specification if required Sole Concessionnaires.

POST OFFICE TYPES

**3,000 & 600 RELAYS
TO SPECIFICATION**

Tropicalising, impregnating and Services jungle finish if required. Delivery 3-4 weeks.

Manufacturers to H.M. Govt., Depts. and leading Contractors

L. E. SIMMONDS LTD.

5 BYRON ROAD, HARROW, MIDDX.

Telephone: Harrow 2524 - 0315

RADIO HAM SHACK Inc.

368 GREENWICH ST., NEW YORK, N.Y., U.S.A. CABLES: HAMSHACK, NEWYORK

SPECIALISTS IN MILITARY & COMMERCIAL ELECTRONICS EQUIPMENT:

AIRCRAFT — GROUND — MARINE — MOBILE

LARGEST STOCKISTS IN THE WORLD

WE SELL — — — WE BUY

TRANSMITTERS AND RECEIVERS

APN-1	Altimeter aircraft	
ARB-1	Receiver aircraft	195-3050 KC
ARC-1	Transceiver aircraft	100-1750 KC
ARC-3	Transceiver aircraft	100-1550 MO
ARC-4	Transceiver aircraft	140-144 MC
ARC-5	Xmitter and receiver	LF-MF-HF-VHF
ARN-1	Altimeter, aircraft	
ARN-5	Slide path receiver	332.6-335 MC
ARN-8	Radio compass airborne	100-1750 KC
ARN-7	Radio compass aircraft	100-1750 KC
ARR-2	Receiver, aircraft	234-258 MC
ARR-3	Sonobuoy receiver	60-72 MC-MF-
ART-13	Transmitter	200 KC-18 MC
BC-151	Transmitter, marine	200 KC-12.5 MC
BC-233	Receiver	2.5-2 MC
BC-312	Receiver	1.7-1.8 MC
BC-342	Receiver	1.2-1.8 MC
BC-348	Receiver	200 KC-18 MC
BC-375	Transmitter	200 KC-18 MC
BC-345	Receiver	420-500 MC
BC-811	Handy talky	3-6 MC
BC-810	Transmitter	2-18 MC
BC-839	Receiver	100-156 MC
BC-840	Transmitter	100-156 MC
BC-1023	Marker Beacon receiver	75 MC
BC-1009	Compass receiver	195-450 KC
CRC-7	Handy talky	140.58 MC
CRT-3	Xmitter, emergency	500 KC-8280 KC
DAB	Direction finder ground	2-18.1 MC
DAK	Direction finder marine	350-1500 KC
DAY-2	Transceiver/direct. finder	2.5-4.5 MC
ET-333	Transmitter	2-20 MC
FRG-1	Transceiver	1.5-12.5 MC
GRG-9	Tra ceiver	
MN-23	Radio compass	150 KC-12 MC
FPN-1	Beacon transcvr. ground	214-234 MC
RAIODDB	Compass receiver	150 KC-10 MC
RAK-7	Receiver	15-600 KC
RAL-7	Receiver	3-23 MC
RBZ	Receiver, portable	2-5.8 MC
RC-103	Recvt, glide path	108.3-110.3 MC
RC-192	IFF systems	150-186 MC
SCR-2939G	Radio compass	200-1750 KC
SCR-274	Alrborne command sets	LF-MF-RF-VHF
SCR-284	Rec/xmitter, mobile	3.6-5.8 MC
SCR-291	Radio direction finder	1.5-30 MC
SCR-300	Transceiver, portable	40-48 MC FM
SCR-503	Radio direction finder	100-3000 KC
SCR-506	Receiver/transmitter	200-2.6 MC
SCR-508	Recvt/xmitter, mobile	20-27.9 MC FM
SCR-510	Transceiver	20-27.9 MC FM
SCR-511	Transceiver, mobile	20-27.9 MC FM
SCR-512	Transceiver, portable	2-6 MC
SCR-536	Handy talky	3-6 MC
SCR-543	Transceiver, mobile	168-445 MC
SCR-555	Radio direction finder	18-65 MC
SCR-578	Transmitter	500 KC
SCR-608	Receiver/transmitter	27-39.9 MC FM
SCR-609	Transceiver	27-39.9 MC FM
SCR-610	Transceiver	27-39.9 MC FM
SCR-825	Port. metal detector	
SCR-894	Transceiver	3.6-6.5 MC
SCR-718	Altimeter, high alt.	0-40-900 FT
TBY	Transmitter, portable	28-90 MC
TCS	Receiver/transmitter	1-12 MC
TRC-1-3-4	Radio relay station	70-99.9 MC FM
TRC-8-11-12	Radio relay station	230-250 MC FM
TRC-10	Transceiver, portable	40-48 MC FM
VBC-3	Transceiver	230-240 MC 2-8 MC
W MK-2	Transmitter	300-500 KO 2-15 MC
27AA	Transmitter	

RADAR

APA-10	Panoramic adaptor	5-3000 MC
APA-11	Pulse analyzer	
APA-16	Beamheight marker	
APA-17	Direction finder	.25-1 KMC
APA-23	Auto. alg. recorder	
APA-38	Panoramic adaptor	10 MC band
APN-4A	Loran	
APN-4B	Loran	
APN-9	Loc.an. lghtweight	
APN-7	Transponder, IFF	8-band
APN-19	Radar beacon	8-band
APQ	Blind bombing	
APR-1	Search receiver	40-3400 MC
APR-2	Search recf/recder	
APR-4	Search receiver	38-4000 MC
APR-5	Search receiver	1-3.1 KMC
APR-6	Search receiver	6-10 K MC
APS-2	Alrborne search	8-band
APS-3	Alrborne search	X-band
APS-4	Alrborne search	X-band
APS-6	Search/gun aiming	X-band
APS-10	Alrborne search/nav.	X-band
APS-13	Aircraft warning	420 MC
APS-15	Search/blind bomb	X-band
APT-4	Radar jammer	165-780 MC
APT-5	Radar jammer	
APX1/2	Transponder, IFF	157-212 MC
CEN-3	Ground beacon	8-band
CEN-8	Ground beacon	X-band
CEN-8	Ground beacon	8-band
CEN-17	Ground beacon	8-band
SCR-682A	Harbor search	8-band
SCR-584	Ground radar	8-band
SCR-602	Ground radar	220 MC
SCR-720	Radar aircraft	8-band
TPF	Mobile ground	8-band
TPS-1	Ground portable	1100 MC
UPN-1	Radar, beacon, IFF	8-band
UPN-2	Radar, beacon, IFF	8-band
VC-VD-VF-VE-VG	SG-SK-SL-SN-SQ Navy Radar remote radar repeaters	

TEST EQUIPMENT

TS-3/AP	Povar and freq. meter	E-band
TS-7/ASQ	Magnetic compensator	
TS-10/APN	Altimeter test set	Delay line
TS-12/AP	Standing wave ind.	X-band V8WR
TS-13/AP	Sig. gen. freq. mtr.	X-band
TS-14/AP	Sig. gen. pwr. mtr.	8-band
TS-15/AP	Fluxmeter	1.2-4.5K GAUSS
TS-16/APN	Altimeter test set	340-7250 CVG
TS-18/AP	Voltage divider	100-1.15-1
TS-19/APQ-5	Calibrator	491.04 MC
TS-23/APN	Altimeter test set	
TS-24/ARR-2	Test oscillator	.246 MC
TS-27/TSM	Line test set	0-50 MEG, 1-3 MFD
TS-28/UPN	Synchroscope	
TS-32/TBC-1	Test oscilator	1 KC FM, 70-100 MC
TS-33/AP	Frequency meter	X-band
TS-34/AP	Portable oscilloscope	Fast sweep
TS-35/AP	Sig. gen. pwr. and freq. mtr.	X-band
TS-36/AP	Power meter	X-band
TS-45/APM-3	Power aud freq meter	X-band
TS-46/AP	Frequency meter	X-band
TS-47/AP	Signal generator	40-500 MC
TS-51/APG-4	Generator	
TS-56/AP	Standing wave ind.	L-band
TS-59/APN	Delay line altimeter	High alt.
TS-61/AP	Echo box	8-band
TS-62/AP	Echo box	X-band
TS-102/AP	U/with RC103/ARM5	
TS-69/AP	Calibrator freq meter	4-1KMC
TS-74/UPM	Attenuator and phantom ant.	8-band
TS-75/U	Test meter	U/with TR76
TS-76/APM-3	Wave guide kit	U/with TR45
TS-78/U	Phantom antenna	100-156 MC
TS-82/AP	Voltage divider	X-and 8-bands
TS-91/TPS-1	Echo box	1050-1110 MC
TS-92/AP	Broad band alignment	20-250 MC
TS-98/AP	Decade resistor	22.66-1
TS-100/AP	Oscilloscope circular sweep	
TS-102/AP	Range calibrator	5-m wave 527.8 KC
TS-108/AP	RF dummy load	X-band
TS-110/AP	Echo box	X-band
TS-111/CP	Wavemeter	8-band
TS-117/UP	Wavemeter, absorption	8-band
TS-118/AP	RF wattmeter	20-1000 MC, 5-600 W
TS-120/TPM-1	Sig. gen. pwr. meter	X-band
TS-125/AP	Power meter	8-band
TS-128/AP	Radar range calibrator	400 YD. PIPS
TS-127/U	Frequency meter	375-725 MC
TS-131/AP	Field strength meter	20-300 MC
TS-133/TPM-1	Wavemeter	115-235 MC
TS-134/UPM-1	Wavemeter	480-570 MC
TS-146/UP	FM Sig. gen. wave and pwr.mtr.	X-band
TS-147/UP	Sig. gen. pwr. freq. meter	X-band
TS-148/UP	Spectrum analyzer	X-band
TS-149/UP	Pulse generator	8-band
TS-160/TPX	Sig. gen. pwr. freq. mtr.	150-200 MC
TS-171/UPN-5	Test oscillator	352.6-335 MC
TS-173/UP	Frequency meter	90-460 MC
TS-174/U	Frequency calibrator	20-280 MC
TS-175/U	Frequency calibrator	85-1000 MC
TS-182/UP	Signal generator	157-187 MC
TS-184/AP	Echo box	400-490 MC
TS-192/CPM-4	Wavemeter	8-band
TS-204/AP	Reflectometer	
TS-218/UP	Tuned cavity	X-band
TS-226/AP	Wattmeter to K KW	400-425 MC
TS-247/APM-48	Wavemeter	215-275 MC
TS-250/APN	Altimeter calibrator	Delay line
TS-251/UP	Loran sig. generator	1700-2010 KC
TS-252/UP	Sig. gen. pwr. and freq. mtr.	X-band
TS-259/AP	FM signal generator	
TS-283/TPG-10	Sig. gen. wattmeter	X-band
TS-288/U	Xtal rect. test set	
TS-270/UP	Echo box	8-band
TS-278/AP	Test set	400-820 MC
TS-297/U	Multimeter	
TS-309/UP	Sweep generator	5-65 MC
TS-322/UP	Frequency meter	
TS-352/UP	Multimeter	
TS-375/U	Voltmeter	
TS-382/UP	Audio oscillator	100 KC
TS-505	Vac. tube voltmeter	
TS-506	Wattmeter	0-1000 MEG
1-48	Wheatstone bridge	0-10 MEG
1-56	Tube tester voltmeter	
1-72	Signal generator	100 KC-82 MC
1-83	Dynamometer test set	
1-88	Generator	470 MC
1-84	Signal generator	100-168 MC
1-100	Radio ADF test set	
1-130A	Signal generator	100-156 MC
1-203A	Bolometer	8-band
1-209	Signal generator	1.9-45 MC
1-222A	Signal generator	5-250 MC
IE-17	Handy talky test set	
IE-19	SCR522 test set	100-156 MC
IE-38	SCR522 test set	
IE-36	IFF test set	156-166 MC
IE-56	IFF test set	160-156 MC
BC-221	Frequency meter	125-2000 KC
BC-378	Signal generator	75 MC
BC-1063	Test receiver	150-225 MC
BC-1077	Signal generator	8-band 1
BC-1203	Modulator unit	
BC-1277A	Sig. gen. pulsed	8-band
BC-1257	Oscilloscope	

DYNAMOTORS — GENERATORS — INVERTERS

Type	Used with	Type	Used with
BD-77	BO-191	MG-149H	
BD-86	MG-153F		
BD-94		MP-190	TA-23-24
DA-19A	RTA-1B	PE-59	SCR-240
DM-35	BC-812	PE-73	SCR-375
DM-28	BC-348	PE-75	MANY
DM-32	COMMAND	PE-77	EE-97
DM-34	COMMAND	PE-86	RC-19
DM-35	SCR-808	PE-94	SCR-522
DM-36	SCR-508	PE-95	SCR-499
DM-37	SCR-508	PE-98	SCR-522
DM-37	SCR-508	PE-101	SCR-511
DM-40	SCR-506	PE-103	SCR-284
DM-41	SCR-506	PE-104	SCR-284
DM-42	SCR-506	PE-108	SCR-543
DM-43	SCR-506	PE-109	SCR-269
DM-53	RC-103	PE-125	SCR-245
DM-64	SCR-808	PE-218	SCR-819A
DM-65	SCR-808	PE-237	SCR-694 and
DY-1	ARR-2X	PU-7	GRG-9
DY-2	ARR-3	PU-16	VARIOUS
DY-9	ARC-1	PU-16	VARIOUS
DY-10	ARC-4	800-1	VARIOUS
DY-11	ART-13	PE-110	SCR-534
DY-12	ART-13	PE-112	SCR-518
DY-17	ART-13	PE-4/TPS-1	TPS-3
DY-21	ARC-3	PF-4	APQ
DY-22	ARC-3	PF-4	APQ
GN-35	PP-87		APT-4
GN-37	SCR-178	PP-104	APT-5
GN-45	SCR-284	RA-34	BC-181
GN-50	PE-162	RA-38	SCR-268
GN-58	SCR-694	RA-42	BC-659
HBU-28	RA-62		SCR-624
MO-149F	RA-57		TELETYPE

TELEPHONE AND TELEGRAPH

BC-1016	CW Ink tape recorder
BD-71	6 line switchboard
BD-72	12 line switchboard
EE-3	Field phone
EE-85	Line test set
EE-89	Telephone repeater
RC-291	Remote control
TG-5	Code oscillator
TG-10	Ink tape reproducer
TG-34	Code practice keyer
TF-9	Low range field phone

Civilian and military telephone and telegraph centrals, carriers, switchboards facsimile and teletype

VALVES

INDUSTRIAL AND MILITARY TYPES

Receiving	Voltage Regulators		
Transmitting	Crystal Rectifiers		
Klystrons	Gas Switching		
Magnetrons	Phototubes		
Thyratrons	Ignatrons		
Cathode Ray	Transistors		
Microphones	Keys		
B-17	MASK J-37	H-16U	H1 IMP.
T-17	HAND J-38	HS-23	H1 IMP.
T-30	THROAT J-45	HS-30	LOW IMP.
T-32	DESK J-47	HS-33	LOW IMP.
T-45	LIP J-48	HS-38	LOW IMP.

MANY OTHERS AVAILABLE FROM STOCK
Over one million tubes of all types in stock.
Your inquiries will be promptly answered.

RADIO HAM SHACK is proud of its reputation founded on years of efficient, reliable service to our overseas clients.
Fifty thousand square feet of testing laboratories, reconditioning shops and warehouses is your assurance of the very finest service and stock. All our equipment and material are pretested and checked out with a full money-back or replacement guarantee. Complete inspection facilities are available on our premises.

When you buy a tape recorder

*your choice will be governed by
two factors—*

PRICE AND SPECIFICATION

*The best tape recorder won't be cheap—
but it will be good value for money.*

The Grundig 'Specialist' TK.820/3-D is the best value for your money. Its presentation, its versatility, its performance, its push-button track changeover, makes it the only possible choice for so many people. Provided the machine has the facilities, appearance and ease of control you demand, it remains to check whether or not its specification will stand up to your requirements.

Here is the complete technical specification of the TK.820/3-D. Read it critically—and write to us if there is anything else you would like to know.

GRUNDIG

Makers of the finest tape recorders in the world.

GRUNDIG (Great Britain) LTD., Dept. WW,
Grundig House, 39/41 New Oxford St., London, W.C.1
Telephone: COVent Garden 2995

(Electronics Division, Gas Purification & Chemical Co. Ltd.)

GRUNDIG 'SPECIALIST'

Mains voltage: suitable for A.C. only, 105–115, 190–210, 210–230, 230–250 volts, 50 cycles. Power Consumption: approximately 90 watts maximum. Mains Fuses: 2 amps (for 105–115 volts), 1 amp (for 190–250 volts). H.T. fuses: 500 mA Surge Resisting, 120 mA Surge Resisting. Valve line-up: EF 86, ECC 81, EL 84, EL 42, EM 71 + 2 metal rectifiers. Mains tapping panel and fuses instantaneously available. Two tape speeds—3½ ins/sec and 7½ ins/sec: speed change instantaneous by electrical means—heavy duty dual speed split phase induction motor: recording time (with 1,200 feet recording tape) 2 × 30 minutes at 7½ ins/sec—2 × 60 minutes at 3½ ins/sec: half track recording, track change without spool reversal: track changeover by press button approximately 2 seconds. Trackbutton remains down to indicate which track was played last: frequency range 50–9,000 cycles at 3½ ins/sec, 40–14,000 at 7½ ins/sec: noise is down at least 40 dBs and wow and flutter less than 0.3% at 7½ ins/sec, less than 0.5% at 3½ ins/sec.

Automatic stop foil at end of spools: fast forward and fast rewind time approximately two minutes per full spool. Illuminated precision place indicator: recording level meter by 'magic eye', tone control for treble or bass emphasis.

Loudspeakers: elliptical high-flux permanent magnet moving coil + two 2½ inch tweeters. Special four-position speaker control. Connections for low impedance extension speaker and high impedance external amplifier remote controls, earphones. Microphone, diode and radio input sockets.

Overall-dimensions: 17 inches × 17½ inches × 9½ inches. Weight approximately 48 lb.

Retail Price 98 gns.



NEW ARCOLECTRIC SIGNAL LAMPS

For Low Voltage or Mains

Illustrated are a few signal lamps taken from our wide range. The insulation of every Arcolectric signal lamp will resist a flash test of 1,500 volts A.C. The S.L.90 illustrated here is a typical Arcolectric low voltage signal lampholder. It is designed to accept popular M.E.S. bulbs. The bulb is accessible from front or rear of panel. The domed plastic lens surrounded by a polished chrome bezel gives a most attractive panel appearance. This holder can be fixed in a single ¾ in. hole. The mains voltage signal lamp SL88/N is supplied complete with an M.E.S. neon tube and a suitable series resistance.

Write for Catalogue No. 129

ARCOLECTRIC
SWITCHES · LTD



S.L.88/N



S.L.90



S.L.86




S.L.82




S.L.92

CENTRAL AVENUE, WEST MOLESEY, SURREY. TELEPHONE: MOLESEY 4336 (3 LINES)

Solve your handling problems



SEE THE LATEST EQUIPMENT
FOR SPEEDING PRODUCTION
AT BRITAIN'S



MECHANICAL HANDLING EXHIBITION & CONVENTION

EARLS COURT · LONDON · 9-19 MAY 1956

The greatest display of mechanical handling equipment the world has ever seen, packed with devices for reducing costs and increasing output, takes place at Earls Court in May.

This is the place to solve every materials handling problem. Here you can inspect labour-aiding equipment, large and small, for every industry, light or heavy. Whether your requirements involve only a modest device or a large-scale installation, they can be met.

This exhibition, demonstrating the enormous strides made in handling techniques, is of world-wide importance to all concerned with production —with the achievement of higher output for less cost and effort. At the Convention, experts from many countries will explain their methods for speeding production. Decide now to visit this vital event. Make your plans today and mail the coupon below for fuller details.

The world's largest display of labour-aiding devices in the world's largest exhibition hall.

Over 400,000 square feet of space, showing every type of equipment, large and small, from a simple trolley to elaborate coal-handling gear and ingenious bottling plant.

Something to save time, cost and effort in every industry from mining to milling.

Many working exhibits, with experts everywhere to advise on your special problems.

Free consulting bureau and industrial cinema during exhibition hours (10 A.M. to 6 P.M.).

ORGANISED BY 'MECHANICAL HANDLING'—AN ASSOCIATED ILIFFE PRESS JOURNAL



TO: **MECHANICAL HANDLING** · DORSET HOUSE · STAMFORD STREET · LONDON, S.E.1.
Please send the 1956 Exhibition brochure with details of Convention and free season ticket, etc.

NAME

ADDRESS

ATTRACTIVE VACANCIES FOR WORK ON COLOUR TELEVISION


E.M.I. Research Laboratories Ltd., Hayes, Middlesex.

A number of attractive vacancies have arisen for Graduate (or H.N.C.) Electronic Engineers and Physicists for work on COLOUR TELEVISION and U.H.F. Television Transmission and Reception.

These offer unrivalled opportunities to be trained in and to contribute to the newest fields of Electronics, in the Laboratories where the present British Television System originated. Salary according to qualifications and experience. Pension Scheme.

Apply PERSONNEL DEPT. (RL/31)

E. M. I. LTD. · HAYES · MIDDLESEX



Quartz Crystals of any shape and size cut and ground precisely to specification and coated, if required, with Gold, Silver or Aluminium, etc.

BROOKES CRYSTALS LTD

Suppliers to Ministry of Supply, Home Office, B.B.C., etc.
181/3 TRAFALGAR ROAD, GREENWICH, LONDON, S.E.10
Phone: Greenwich 1828
Grams: Xtals, Green, London. Cables: Xtals, London.

Transformers Transformers Transformers

QUALITY-RELIABILITY

For the Mullard Amplifier.
For the Osram 912 Amplifier.
For the Williamson Amplifier.
C.R. Tube Isolation Transformers.
Instrument Transformers,
and all popular types.

FROM

Ellison Transformers LIMITED

62, BRIDGE ST. NORTHAMPTON
AND ALL LEADING COMPONENT DEALERS

QUALITY Stanley COMPONENTS

A.M. F.M. Hi-Fi

Just four examples:

SET OF F.M. TRANSFORMERS, comprising 1st and 2nd I.F. and Discriminator, complete with recommended circuit and alignment procedure. 17/6 per set.

HIGH FIDELITY OUTPUT TRANSFORMER.

Guaranteed frequency response within 1 db, 10-25,000 c/s. Output 3.5 or 15 ohms. 32/-.

MAINS TRANSFORMER. Fully shrouded.

Suitable for Mullard 510 Amplifier, etc. 25/6.

A.M., I.F. TRANSFORMERS. 455/475 kc/s.

Q = 120. Permeability tuned with fly leads, 7/6 per pr. All STANLEY material is guaranteed for 12 months.

CASH WITH ORDER OR C.O.D.

Buy direct from the manufacturers and save pounds and ensure entire satisfaction.

Have you had details of our High Fidelity Amplifiers?

Send for our complete catalogue to Dept. W.

STANLEY SOUND & VISION PRODUCTS LTD.

STANLEY WORKS, THE GREEN,
PIRBRIGHT, SURREY

Phone: Brookwood 2233



Henry's
RADIO COMPONENTS
& TELEPHONE EQUIPMENT
(RADIO LTD.)

5 Harrow Road, Paddington, W.2
PADDINGTON 1008/9 and 0401
OPEN MONDAY to SAT. 9-6. THURS. 1 o'clock
SEND STAMPS FOR NEW 1956 28 - PAGE CATALOGUE

**Communication Receiver
Type P.C.R.3.**

Brand New, in Original Cartons : 6 valves.
EF50 - R.F. Stage. Ranges 12-41 metres.
X61 - Freq. Changer. 41-120 metres.
EF39 - 1st I.F. Stage. 200-500 metres.
EF39 - 2nd I.F. Stage. Aerial Trimmer Control.
EBC33 - Det. and LF. Amp. Volume Control and Tone Control.
6V6G - Output. £12 10 0
Converted to A.C. Mains 200/50 £12 10 0
or for 12v. Operation carr. 7/6

We have over 50,000 American and B. V. A. valves in stock
ALL VALVES NEW AND GUARANTEED

OBsolete TYPES (Available from Stock)

LP2	3/6	TP22	8/-	42SPT	6/-
210LF	3/6	TDD2A	8/6	PENDD4020	
P2	4/-	FC13S/C	10/-		12/6
2158G	4/-	FC13C	10/-	435V	5/-
VP2	3/6	MS/PEN	7/6	ML4	7/6
SP2	3/6	U10	8/6	MU14	3/6
VP2B	3/6	GL466A	25/-	MH4	5/-

LATEST TYPES NOW IN STOCK

EBC41	10/-	PL81	12/6	EBF80	11/6
EY61	12/-	PL82	10/-	EF85	10/6
EF41	11/-	PY81	10/-	EF89	10/-
EL41	11/-	EM80	10/-	ECF82	15/-
EZ40	10/-	6X4	8/-	PABC80	15/-
EM34	10/-	PY82	10/-	6AUE	9/6
UL41	11/-	PCC84	12/6	11723	3/6
UY41	11/-	PCF82	12/6	12AX7	10/-
UF41	11/-	12AU7	9/-	DK96	10/-
UCH42	12/6	12AT6	8/-	DL96	10/-
UBC41	10/-	12AT7	9/-	DAF96	10/-
DK40	10/-	12AU6	9/-	DF96	10/-
EF80	10/6	12BA6	9/-	ECC84	15/-
EABC80	10/-	12BE6	10/-	6AQ5	10/-
ECC85	10/-	12AH8	12/6	PLC82	12/6
EF80	10/-	35W4	3/6	ECH42	12/6
ECL80	12/6	PCF80	15/-		

FERRANTI TESTVAC

High Speed Vacuum Tester 200/250 a c £ 10 10 0

TR 1198 RECEIVER is offered complete with 6 valves, 2 EF36, 2 EF39, 1 EK32, 1 EBC33, 465 I.F.T. Ideal for conversion. In absolute new condition 27/6 pp. 2/6.
COMPLETE CONVERSION DETAIL FOR RECEIVER 9d.
COMPLETE TRANSMITTER/RECEIVER WITH 24V POWER-PACK IN ORIGINAL TRANSIT CASE. 57/6 p.p. 5/-.

TR 1198 TRANSMITTER Transmitter Section Comprising EL32, EF50, VT501, Relay etc. 12/6 p.p. 2/6

24v. Blower Motors U.S.A. Type, Miniature 12/6
12v. Geared 3 Speed Motors 12/6
G.P.O. Telephone Handset (Press/Talk switch in handle) 25/-

CATHODE RAY TUBES

VCR138A WITH SCREEN	£1 15 0
VCR139A. 2 1/2 in. C/R Tube. Brand new in original cartons (carr. free)	£1 15 0
VCR97. Guaranteed full T/V picture (carr. 2/-)	£2 0 0
VCR517C. Guaranteed full T/V picture	£1 15 0
MU-METAL SCREENS FOR VCR97 or 517. P.P. 1/6.	10 0
6in. ENLARGER for VCR 97 or 517. P.P. 1/6.	17 6
VCR97. Slight cut-off. Carr. 2/-.	15 0
3BP1 Brand new.	£1 10 0

"R.F. 26" F.M. CONVERTOR UNIT—88/100 Mc/s.


We can now offer this self contained Unit comprising 6 Valves - 2-6BA6, EB91, VR137, EF64, EF64. Two I.F. stages and separate local oscillator also Muirhead graduated vernier drive assuring easy tuning. **COMPONENTS OFFERED TO COMPLETE F.M. UNIT**

- New RF26 Unit with 3 valves VR137, EF64, EF54. £1/12/-
- Complete set of all components for conversion including 2 6BA6 and EB91, tuning condenser, I.F.T.s Osc. and coils Resistors and fixed condensers, plus wire and tag strips, £4/10/6.
- Instruction Book with technical circuit and complete lay-out diagrams, 1/6.
- Voltage required 250 v. 50 mA. 0.3 2 amps.
- Special offer of all above items and RF26, including circuit, £6/5/, postage 3/-.

ALL ITEMS SOLD SEPARATELY.

- Charge for alignment when completed 7 6
- Assembled, aligned and ready for use £8 10 0

Call for demonstration.



SPECIAL REDUCTION FOR SETS OF VALVES

1A7GT, IN5GT, 1H5GT	
1A6GT (or 1Q5GT or 3Q5GT)	40/- Set
10 EF50 (Ex-Brand New Units) 5/- each	45/-
10 EF50 (Red Sylvania ex-new units) 6/- each	55/-
6K8G, 6K7G, 6Q7G, 5Z4G, 6V6G	37/6
1R5, 1R5, 1T4, 1R4 or (3R4 or 3V4)	27/6
DK96, DF96, DAF96, DL96	37/6
0K8G, 6K7G, 6Q7G, 25A0G, 25Z5 or 25Z8G	37/6
12K8GT, 12K7GT, 12Q7GT, 35Z4GT, 35L6GT (or 50L6 GT)	37/6
12SA7GT, 12SK7GT, 12SQ7 GT, 35Z4GT, 35L6GT or 50L6GT	37/6

B.S.R. RECORD CHANGERS

Very latest type "Monarch" in hammered gold finish. 3-speed with HGP37 crystal turnover pick-up. Plays mixed records. Brand new and guaranteed. Listed at £16/10. £7/19/6.

NEON INDICATOR

Striking at 80 volts, Bayonet Fitting 2/-
VR91A The Selected EF50. Brand New Red Sylvania original cartons 10/- each, 90/- for ten.
KLYSTRONS & MAGNETRONS 723AB 726A - 726B - CV129 - 725A - 417A - 2154
Prices on application

STROBE UNITS

Brand new in sealed cartons, these contain 6 EF50's, 5EA50's, 1 SP61, a host of condensers, resistors, transformers, chokes, relays, switches, 7 pots and 5 smoothing condensers. Size 18 x 8 1/2 x 7 1/4 in. Only 59/6, carriage free.

QUARTZ CRYSTALS

Type FT243 Fundamental Frequencies 2 pin 1/2 inch Spacing. 120 Types: 5675 Kc's to 8650 Kc's (Channel 270/389) (In Steps of 25 Kc's.)
80 Types : 5706.667 Kc's to 8340 Kc's (Channel 10/79) (In steps of 33.333 Kc's.)
BRAND NEW & GUARANTEED 10/- each.
Complete Sets of 80 and 120 Crystals available.

TYPE FT241A 54th Harmonic. 2-pin 1/2 in. Spacing.


21.1 Mc's 22.8 Mc's 26.0 Mc's
21.2 Mc's 22.9 Mc's 26.1 Mc's
21.4 Mc's 23.2 Mc's 26.4 Mc's
21.5 Mc's 23.4 Mc's 27.0 Mc's
22.0 Mc's 24.4 Mc's
BRAND NEW & GUARANTEED 7/6d each
Complete Sets of 80 Crystals Channel Q79 available. 200Kc's 10/- each. CRYSTAL HOLDERS 1/3d each
10% Discount on all orders of £5 0. 0.

THE "TELETRON" BAND III CONVERTER

This converter which is built around two valves type EF80 (2719) is for use with T.R.F. or Superhet Band I Television receivers. Complete set of Teletron coils only, with practical and theoretical wiring diagram 15/-
3in. x 1 1/2 in., ready drilled to specification, 3/9 plus 9d, packing and post. Alternatively construction details only with separate individually priced parts list, 6d. post paid. The complete kit as specified, including all the above valves, etc., down to the last nut and bolt, can be supplied at 43/6 only, plus 2/- packing and post. Built up and tested 68/6. Power Pack Kit 22/6 extra.

CRYSTAL MICROPHONE INSERTS

Ideal for Tape Recording, Gramophone Amplifier etc. Very sensitive. Guaranteed and Tested. 5/- (ex-units) or 8/6 (Brand new & boxed).



MINIATURE I.F. STRIP TYPE "373" 9.72 MEG.

Brand new miniature I. F. Strip size 10 1/2 in x 2 1/2 in. x 3 in. high. Valve line-up - 2-EF92; 3-EF91 and EB91. With circuit. Price (less valves) 15/-

TRANSMITTER RECEIVER "38" WALKIE TALKIE SETS.

Special offer of above set, complete with 5 valves, 4-ARP12 and ATP4, with circuit. Range 7.4 to 9 mc/s. These sets are not guaranteed but are serviceable.
25/-
Junction box 2/6 extra.

62A INDICATOR UNIT

Containing VCR97 with Mu-Metal Screen 21 valves: 12-EF50, 4-SP61, 3-EA50, 2-EB34. Plus Pots, Switches, H. V. Cond., Resistors, Muirhead S/M Dial, Double Deck Chassis and Crystal. **BRAND NEW ORIGINAL CASES, 67/6. Carr. 7/6.**

INDICATOR UNIT TYPE 182A

Unit contains VCR517 Cathode Ray Gun tube, complete with Mu-Metal screen, 3 EF50, 4 SP61, and 1 5U4G valves, 9 wirewound volume controls and quantity of resistors and condensers. Offered **BRAND NEW** (less relay) at 67/6. Plus 7/6 carr. "Radio-Constructor" scope circuit included.

PYE 45 Mc/s. STRIP TYPE 3583 UNITS

Size 15in. x 8in. x 2in. Complete with 45 Mc/s. Pye strip, 12 valves, 10 EF50, EB34 and EA50, volume controls, and hosts of Resistors and Condensers. New condition. Modification data supplied. Price 69/6. Carriage paid.

RCA 931A PHOTO-ELECTRIC CELL AND MULTIPLIER.


For facsimile transmission, flying spot telecine transmission and research involving low light levels. 9-stage multiplier Brand new and guaranteed, only £2/10/0. Special 11-pin base 2/- Data sheets supplied. Equivalent to Mazda 27 M1 et 27M2.
PHOTO-ELECTRIC CELLS.
Brand New and Boxed. 4 Pin U.X. base
Baird GS18 - U.S.A 71A - 868
17/6 each

A NEW TAPE DECK

MODEL TR 70
SMALLER SIZE
BETTER REPRODUCTION
BIGGER SALES

Available
NOW

ONLY
22
 GNS.



Produced by Truvox engineers after 5 years' experience in the development and bulk production of Tape Recorder Components and Accessories. Panel size $14\frac{1}{2}'' \times 12\frac{3}{8}''$. Fitted with our latest type heads. Ideal for replay of pre-recorded tapes. Matching amplifier available.

AND IT'S MADE BY

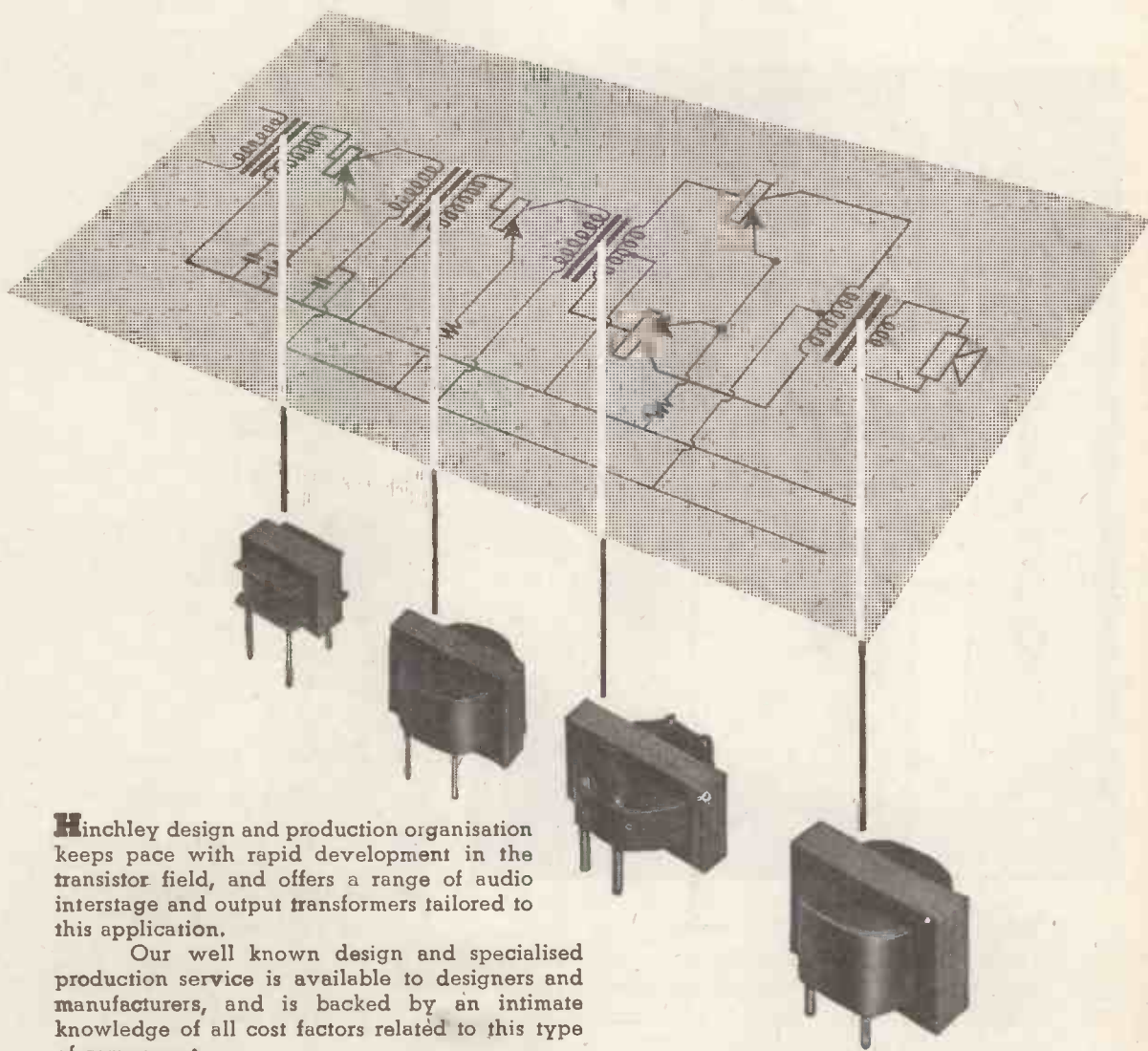
TRUVOX



TRUVOX LIMITED, 15, Lyon Road, Harrow, Middx. Tel.: Harrow 9282

Service & Tech. Depts : 328 The Broadway, Station Rd., Harrow, Middx. Tel.: Harrow 4455.

Transformers for Transistors



Hinchley design and production organisation keeps pace with rapid development in the transistor field, and offers a range of audio interstage and output transformers tailored to this application.

Our well known design and specialised production service is available to designers and manufacturers, and is backed by an intimate knowledge of all cost factors related to this type of component.

Hinchley


HAVE THE ANSWER

HINCHLEY ENGINEERING CO. LTD., DEVIZES, WILTSHIRE, TELEPHONE: DEVIZES 573

ADVANCE COMPONENTS LTD., ROEBUCK ROAD, HAINAULT, ESSEX. Telephone: HAlnault 4444.

Advance

CIRCUIT MAGNIFICATION METER




The "T1" is an easily operated and convenient instrument for making R.F. measurements of circuit magnification ('Q'), inductance, capacitance, and power factor at frequencies between 100 kc/s and 100 Mc/s. Its portability and excellent specification make it a valuable addition to the electronic laboratory as well as for production testing.

Full technical details in leaflet W/31 available on request.

- Direct reading of 'Q'. Range 10-400
- 'C' by substitution
- Rapid calculation of 'L' and 'Z'
- No 'Set-Zero' problems
- Small & portable (15½" × 10¼" × 6½" — 14 lb.)

MODEL T1 NETT PRICE IN U.K. **£55**

ADVANCE COMPONENTS LTD., ROEBUCK ROAD, HAINAULT, ESSEX. Telephone: HAlnault 4444.



H.F. POWER TRANSFORMERS

RATING UP TO 2 kW

FREQUENCY RANGE 2 Kc/s to 2 Mc/s

H.F. power transformers of outstanding efficiency are the latest additions to the Mullard range of high quality components designed around Ferroxcube magnetic cores.

Utilising the unique characteristics of Ferroxcube to the full, Mullard H.F. transformers are smaller, lighter, and less costly than transformers using alternative core materials. These advantages are particularly marked in transformers required to handle powers of up to 2kW, between the frequency range 2kc/s to 2Mc/s.

Mullard transformers are already finding wide use in applications as diverse as ultrasonic H.F. power generators and aircraft power packs operating from an aircraft's normal A.C. supply. In the latter application, the low leakage field of Ferroxcube can eliminate the need for external screening, thereby reducing the size and weight of the transformer even further.

As with all Mullard high quality components, these H.F. power transformers are designed and built to engineers' individual specifications. Write now for details of the complete range of components available under this service.

Mullard



'Ticonal' permanent magnets
Magnadur ceramic magnets
Ferroxcube magnetic cores

GOOD STOCKS — GOOD SERVICE — GOOD VALUE

(Radio and Electrical Bargains)



BENDIX RADIO COMPASS

5 × 6K7, 2 × 6N7, 2 × 6J5, 1 × 6B8, 1 × 6L7, 1 × 6F6. Frequency 3.4 — 7 Mc/s 325 — 695 kc/s, 150 — 325 kc/s. 28V Dynamotor. Loose stored; good condition.

£5/10/-. Carriage 8/6.

RT 40/APNIX U.S.A. ALTIMETER

with 14 valves. 3-12SJ7, 4-12SH7, 2-12H6, 1-VR150, 2-VT121, 2-9004. Plus magnetic sounder, relays, precision resistors, etc., etc., with 12 volt dynamotor 59/6, less dynamotor 39/6. In original cartons.



WAVEMETER Type W1310


Continuous coverage of 155-230 Mc/s. Complete with valves, chart and test prods. Input 230 v. 50 cycles. In original crates.

As NEW £3/19/6. Crg. 8/6. Loose stored 45/-. Crg. 6/6.

TRANSMITTER-RECEIVER RT-34/APS-13

17 valves, including 5-6J6 1-VR105, 9-6AG5, 2-D1.

Brand new American equipment in original cartons with instruction manual complete with dynamotor, 79/6.



TIME DELAY SWITCH

24 volt relay operated, approximately 30 seconds delay, press-button set; beautifully made, 5/11, post free.



U.S.A. INDICATOR UNIT Type BC929A

Complete with C/R tube 3 BPI, shield and holder. 7 valves.

(2) 6H6GT. (1) 6X5GT. (1) 2X2. (1) 6G6. (2) 6SN7GT.


IN ORIGINAL CARTONS.

Price £2/19/6.

U.S.A. MULTIMETER

AC/DC 2.5V, 10V, 50V, 250V, 1,000V, 5,000V. 1 mA, 10mA, 100mA, 1 Amp. 3-Ohm ranges. Decibels. Complete with instructions and special test prods in wooden carrying case:

£5/19/6. Post 2/6.



POCKET VOLTMETER M.C.

2 ranges. 0-250 v. and 0-15 v. D.C. press-button. At 12/6 each.

GERMANIUM DIODES


B.T.H. 2/-. G.E.C. 1/6.

MATCHING TRANSFORMER

For low resistance headphones, 1/9.

RELAYS

(American manufacture) 1 break 1 change-over 1,000 ohm coil. Complete with mounting bracket, 4/6.

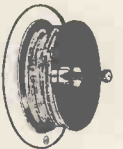


MOVING COIL MICROPHONE

By famous maker, brand new in original cartons. A high-grade microphone combining excellent close speaking performance with low background pick-up. Attractively styled and finished in black and chromium. List £7/7/-. Our price £3/19/6.

DINGHY AERIALS

100 yards woven copper wire on free running reels. Complete with winding handle and locking mechanism, 5/-.



KELVIN RATIO METER

Mirror backed. Type MN. HG-ABS KB 630/01 8in. scale. Approximately 6 microamperes, £5/19/6.

TRANSFORMERS

E.M.I. Pick-up matching transformers (potted) for low resistance pick-ups. Large: 3in. dia. × 2½in. deep, 4/6. Small: 2in. dia. × 2½in. deep, 3/9. American B.C. 28 volt bulb and holder, 1/3.



U.S.A. DYNAMOTOR ROTARY TRANSFORMER
D.C. Input 12 volts. D.C. Output 285 volts .075 amps. Unused 30/-.

WANTED: Communication Receivers, Television Receivers, Tape Recorders, Test Equipment, Valves, etc.

Open daily 10.30 a.m. to 4.30 p.m. Thursdays 1 p.m. Carriage extra on all items unless quoted.

BARGAINS FOR CALLERS—Receivers, amplifiers, power packs, meters, etc.

The RADIO EXCHANGE Co.

9 NEWPORT PLACE

LEICESTER SQUARE

LONDON, W.C.2

Tel. GER 2613


Doin' what comes naturally..

Hitherto almost all Tape Recorders have been designed as portables. But portability isn't much use to the man who doesn't intend to carry his equipment around. It can, indeed, become a serious handicap. The time necessary to connect up and prepare the instrument for use may deprive him of many valuable recording opportunities that will never return.

The new Ferrograph "66" shown here is a natural—and logical—development in design. It is our answer to the demand from experienced high fidelity enthusiasts who seek professional results from an instrument which can be easily housed in an existing piece of furniture or which can form part of a larger installation.

By the omission of an inbuilt loudspeaker it has been possible—without sacrificing even one of the many valuable features of the Ferrograph—to design the instrument so that its main baseplate substantially overlaps the high fidelity amplifier beneath it. Thus it is child's play to fit the Ferrograph "66" into a desk, a console, a bookcase, an escritoire or any suitable piece of furniture of period or contemporary design. All that is necessary, in fact, is to cut away an opening $15\frac{3}{8}$ " x $16\frac{1}{2}$ ". If a drawer is used, it should be at least 10" deep to carry the instrument mounted on a simple wood surround. Or, of course, a pair of adjacent drawers can be converted for the same purpose.


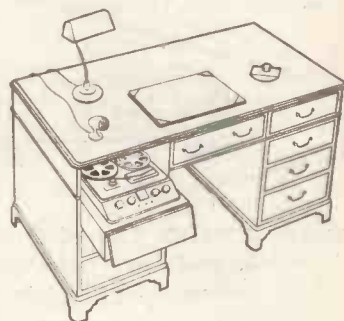
Most attractively finished in gold bronze with cream knobs and accessories, the whole ensemble will readily harmonise with the most luxurious surroundings and permit tape recording and playing at its best to be always available at the turn of a switch.



Model 66.N
 $3\frac{3}{8}$ " & $7\frac{1}{2}$ " p.s.
 84 gns.

Model 66.H
 $7\frac{1}{2}$ " & 15" p.s.
 88 gns.

(including 1750 ft. Ferrotape
 on $8\frac{1}{4}$ " reel)



Ferrograph

"66"

BRITISH FERROGRAPH RECORDER CO. LTD
 131 SLOANE STREET · LONDON · S.W.1 · Tel: SLOANE 2214/5 and 1510

A MAGNIFICENT RECORDER

The Celsonic now gives superb high-fidelity reproduction from pre-recorded tapes.

For recording, it is known by connoisseurs throughout the world, can superimpose words over music and synchronise sound for cine films.



CELSONIC

Long playing times are possible with reels up to 3,280ft. FULL track and HALF-TRACK recorders are available.

Send for details.

EXCEL SOUND SERVICES LTD., (Dept. W.D.S.)

Garfield Avenue, Bradford, 8, Yorkshire. Tel.: 45927

Please PRINT your name and address



METERS

LARGE AND VARIED STOCKS AVAILABLE FOR IMMEDIATE DELIVERY

EXAMPLES OF TYPES AVAILABLE IN 2½in. FLUSH PATTERN MOVING COIL INSTRUMENTS

- AMPERES D.C. 0-1, 2, 3, 5, 10, 15, 20, 25, 30, 50.
- MILLIAMPS. 0-1, 1-0-1, 0-5, 10, 15, 20, 25, 30, 50, 100, 250, 500.
- MICROAMPS. 0-25, 0-50, 100, 200, 250, 400, 500, 750, 50-0-50, 100-0-100, 250-0-250, 500-0-500.
- AMPS. R.F. 0-1, 3, 5, 10, 15, 25, 30.
- VOLTS D.C. 0-1, 5, 10, 15, 25, 50, 100, 250, 500, 750, 1,000, 1,500, 2,500.
- VOLTS A.C. 0-5, 10, 15, 25, 50, 100, 250, 500, 750, 1,000.

We can supply meters with NON-STANDARD CURRENT and VOLTAGE RANGES to any specification. DELIVERY 7-14 days. MOVING IRON. THERMO AND ELECTROSTATIC INSTRUMENTS. 2in. SQUARE FLUSH, 3½in. ROUND FLUSH and INDUSTRIAL SWITCHBOARD INSTRUMENTS ALSO AVAILABLE FOR PROMPT DELIVERY.

SUPPLIERS OF:


COMPONENTS, INDUSTRIAL MOTORS, TRANSFORMERS, FLAMEPROOF MOTORS, RECTIFIER SETS, GEARED MOTORS, FREQUENCY CHANGERS, CONTROL GEAR, ELECTRONIC PROCESS APPLICATIONS.

ANDERS ELECTRONICS LTD.

91, HAMPSTEAD ROAD, LONDON, N.W.1.

Telephone: EUSton 1039

Suppliers to Govt. Depts., B.B.C., Tech. Colleges, Leading Manufacturers & Research Laboratories



MANUFACTURERS OF AUTOMATIC HAND & COIL WINDING MACHINES

MODEL "N"


CAPACITY OF MACHINE :
DIAMETER OF COIL 10"
LENGTH OF COIL 12"
WIRE GAUGES 10 S.W.G. to
30 S.W.G.
DETAILS ON APPLICATION

ETA TOOL CO.

(LEICESTER) LTD.

29A WELFORD ROAD, LEICESTER

Phone 5386



VALVE RETAINERS FOR ELECTRONIC EQUIPMENT

Electrothermal Valve Retainers are available to fit any type, make or size of valve. Whatever the problem, a suitable Valve Retainer can always be supplied. Inter-Service type approved, they can be specified and used with confidence. Write now for your copy of Electrothermal Valve Retainer and Data Manual.

Also available:

Precision Resistors, Valve Cap Connectors, C.R.T. Connectors, Wiring Jigs, Heating Mats for Telemetering Equipment, Heat Dissipators for sub-miniature valves, E.T.C., etc.

Electrothermal ENGINEERING LTD

270, Neville Road, London, E.7

Two new



Regd. Trade Mark

Signal Generators...

**FOR BANDS I, II & III
... ON FUNDAMENTALS**



The "AVO" Signal Generator Type III

An inexpensive A.M. Signal Generator of entirely new design, for the Service Engineer. Provides six frequency bands covering 150 kc/s — 220 Mc/s. Accuracy $\pm 1\%$.

150 kc/s	—	500 kc/s	} Continuous wave or modulated at 1,000c/s. L.F. signal available for test purposes.
500 kc/s	—	1.6 Mc/s	
1.6 Mc/s	—	5.5 Mc/s	
5.5 Mc/s	—	18 Mc/s	
18 Mc/s	—	70 Mc/s	
70 Mc/s	—	220 Mc/s	

A new type of attenuator, ensures close adherence of the output to the attenuator calibration. The instrument provides a force output of 250mV, whilst the following outputs are available via the attenuator:—

Minimum to 100 μ V, x 1, x 10, x 100, x 1000.
Output impedances—80 Ω , 200 Ω and 400 Ω .

List Price **£29**



The "AVO" Wide Band A.M./F.M. Signal Generator (Type T.F.M.)

Designed primarily for the television and F.M. Engineer, this instrument incorporates a number of additional refinements to enable it to deal satisfactorily with the very stringent requirements of the new bands.

A.M. Coverage: 5 — 220 Mc/s. In 8 ranges, CW or 400 c/s sine/square wave modulation. Accuracy $\pm 1\%$. Provision for spot frequency calibration.

F.M. Coverage: 65 — 120 Mc/s. Accuracy $\pm 1\%$. Maximum deviation ± 150 kc/s.

Output: Minimum (about 2 μ V) to 100 mV continuously variable with decade multiplier. Force output 250 mV.

Output Impedance: 80 Ω , 200 Ω , balanced 80 Ω and 300 Ω .

L.F. signal is available for test purposes, and the instrument can be modulated from an external source (A.M. only). A double-ratio slow-motion mechanism, together with interpolation dial, enables the instrument to be set with a high degree of accuracy. On the F.M. range an internal phasing control enables the modulating signal to be applied to the X-plates of an oscillograph to produce a picture of a discriminator response curve.

Price to be announced.

Both instruments operate from 100—120, 200—260V, 50—60 c/s A.C. Mains. They are light and compact, and employ double screening to ensure minimum radiation.

Full details of both instruments available on request.

Sole Proprietors and Manufacturers:—

THE AUTOMATIC COIL WINDER & ELECTRICAL EQUIPMENT CO., LTD.

AVOCET HOUSE • 92-96 VAUXHALL BRIDGE ROAD • LONDON • S.W.1.

Telephone: VIctoria 3404 (9 lines)



1 Megohm/Volt!
THE UNIQUE INSTRUMENT—
BPL TRANS RANGER

- Independence from mains voltage
- Very High Input resistance
- Equipped with DC Transistor amplifier
- No current drain —instant readings



Circuit covered by British Patent No. 710514

This multi-range transistor voltmeter is the first instrument of its kind to measure true open circuit voltages in high resistance circuits—having a resistance of one megohm per volt. Independence from valve maintenance results in the instrument being immediately ready for operation, no warming up period being necessary. Complete specification will be supplied on request.

BRITISH PHYSICAL LABORATORIES

Radlett, HERTS. Tel.: RADLETT 5674/5/6
 London Stockist: M.R. Supplies Ltd., 68 New Oxford Street, W.C.1.
 dmBP47


IMPREGNATE your coils with ease

BLICKVAC

High Vacuum Impregnators meet the most stringent specifications and yet are easy to handle. Full range of models available to meet the needs of the large-scale producer, the research laboratory or the small Rewind shop.

Outstanding Features :

- Ease in control.
 - Ease in cleaning.
 - Elimination of vibration.
 - Unequaled flexibility and performance.
 - Simple attachment of auxiliary autoclaves.
 - Units available suitable for Varnish, Wax, Bitumen and Potting Resins.
- Users include M.O.S., N.C.B., G.E.C., Pye, Marconi, Metro-Vick.



WE SHALL BE AT



MARCH 20th to 24th 1956

If your problem is COIL IMPREGNATION or impregnating or casting with Potting Resins consult:

BLICKVAC ENGINEERING LTD.
 Bede Trading Estate, Jarrow, Co. Durham Jarrow 89/7155
 96, 100 Aidersgate Street, London, E.C. 1. Monarch 6256/8



The Goal for 1956...

VISIT

HANOVER
 THE GERMAN ELECTRICAL
INDUSTRIES
EXHIBITION

The greatest market for investment and consumer goods only at the German Industries Fair, Hanover

APRIL 29 - MAY 8 1956

Information and Catalogues from:—

SCHENKERS LTD., 27 Chancery Lane, London W.C.2
 Tel.: Chancery 6612/7, Telex: London 2-2625

und Zentralverband der Elektrotechnischen Industrie, Frankfurt/M., Am Hauptbahnhof 12



BUILD ONE OF THESE RADIOS NOW



Total building cost £5/7/6 including choice of beautiful walnut veneered cabinet or ivory or brown bakelite. **£5.76**
 This is the lowest possible price consistent with high quality. No radio knowledge whatever needed. . . can be built by anyone in 2-3 hours, using our very simple, easy-to-follow diagrams. This terrific new circuit covers all Medium and Long Waves with optional negative feedback, has razor-edge selectivity, and exceptionally good tone. Price also includes ready drilled and punched chassis, set of simple, easy-to-follow plans—in fact, everything! All parts sparkling brand-new—no junk! Every single part tested before despatching. Uses standard octal-base valves: 6K7G high-frequency pentode feeding into 6J5G anode-bend detector triode, coupled to 6V6G powerful output beam-power tetrode, fed by robust rectifier. For A.C. Mains, 200-250 Volts (low running cost—approximately 18 Watts!) Size 12in. X 6in. X 5in. Send £5/7/6 for all parts and set of plans. (Add 3/6 for packing and post.) C.O.D. 1/6 extra. Priced Parts lists 2/.

Build this exceptionally sensitive twin-triode radio. **49/6**
 unique assembly system and can be built by anyone without any radio knowledge whatever in 45 minutes. Handsome black-crackle steel case with specially made black and gold dial with stations printed. Size of radio only 6 1/2 in. X 5 in. X 3 in. Covers all Medium and Long waves—uses one only "Ever-Ready" all-dry battery which lasts many months, as H.T., consumption is only 1 to 1.5 ma. Ideal for Bedroom, Garden, Holidays, etc. Many unsolicited testimonials. *Mr. Woods of Boston Writes:* "I am quite pleased with the little set I purchased from you. I can get the "Home", "Regionals", "A.F.N." and lots of Foreign Stations. I am very satisfied—it is worth every penny of the price." Cost of all parts, plans—everything down to last nut and bolt, 49/6 including post, packing, etc., or send 2/- for priced parts list. Note: We stock complete range of components and valves, orders despatched by return. **Mail Order Only.**

CONCORD ELECTRONICS (Dept. W.W. 4)
 39 Queens Road, BRIGHTON, 1

Special Clearing

PRICES SLASHED!

★ A.M. CHASSIS

5-valve Superhet, 2 wavebands (medium and long), A.C./D.C. 200-250 volts. Output 4 watts. Controls—tuning on/off volume, wave change. Developed to meet the demand for an inexpensive instrument with no sacrifice in the quality of its reproduction and output. 12in. long x 8½in. overall depth x 8in. high (approx.). **6½ Gns**
Packing and carriage for all chassis 12/6

★ AUTOMATIC RECORD CHANGERS

Cat. No. RC/A—latest fully automatic 3-speed mixer changer made by a famous manufacturer **£7.19.6**


★ CABINETS

A very high quality Cabinet in a modern design. Exterior veneered in a highly figured Walnut. Solid block-board lift-up top with all interiors veneered in Sycamore. Full silk front.

Packing and Carriage 15/- **£8**
Extension Speaker Cabinets for 8in. or 10in., 27/6 each.
Packing & Carriage 7/6.



★ STARRED ARTICLES AVAILABLE WHILE STOCKS LAST



RADIO RECEIVER CHASSIS

Built to the highest specifications these chassis offer the finest value to the enthusiast. Supplied with set of selected knobs. Socket panels for aerial, earth, speaker, pick-up and gram. motor. 200/250 v. 50 cycles only.

15in long x 8½in. overall depth x 7in. high (approx.).

TYPE A 5 VALVES

TYPE A: 5 valves 3 wavebands Superhet with full negative feedback and A.V.C. Full range tone control.

10 Gns.

Packing and carriage 12/6.

TYPE B 7 VALVES

TYPE B: 7 valves 3 wavebands Superhet with specially designed push-pull output stage.

£15/4/6

Packing and carriage 12/6

CRYSTAL RECEIVER—TUNER

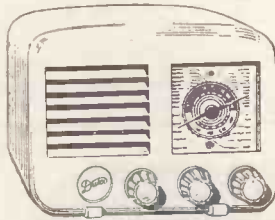
Designed for reception of medium and large wave-bands with outlet for Tape Recorder on High Quality amplifier. Employing supersensitive Germanium Crystal Diode the tenor is housed in an attractive moulded plastic cabinet, size: 6in. x 4in. x 3½in., weight 1lb. **£2/10/0**
Packing and Carriage 7/6.

A.M./F.M. CHASSIS

A 9-valve A.M./F.M. chassis with 4 wavebands (long, medium, short and F.M.), push-pull output stage and magic eye for precision tuning. Specially designed, with permeability tuned F.M. circuit and a very high degree of I.F. amplification for fringe-area reception, it offers the finest quality regardless of price. Automatic volume control and a special wide-range tone control. Push-pull output stage and compensated network for electrostatic treble speaker, with an output of 5 watts and the widest possible audible frequency range. Special large 10in. high flux-density F.M. Speaker with hyperbolic cone plus matched high-tone electrostatic Speaker. Co-axial socket for dipole aerial. A.C. 50 cycles only. Provision for external **25 Gns.**
speaker. Packing and Carriage 15/-.

★ LOUDSPEAKERS

Cat. No. LS/10—10in. Standard **£1 10 0**
Cat. No. LS/E74—7in. x 4in. ELLIPTICAL **£1 1 0**
Electrostatic Loudspeaker LSH75, for treble response..... **11 6**
Packing and carriage 3/-.




M.L.U.5 TABLE RECEIVER

FIVE Valves Superheterodyne, two wavebands (Medium 187-550 metres Long 1,000-2,000 metres). Universal A.C./D.C. with a high sensitivity and stability factor. Negative feedback and compensated A.V.C. Fixed tone control and pleasing bass response. Housed in attractive cabinet. **12gns**
Packing & Carriage 7/6.

T.V. BAND III CONVERTER

Housed in an attractive cabinet this instrument is designed to enable viewers with single band TV receivers to obtain programmes on Band III transmission (I.T.A.). 200-250 volts A.C. only. Simple to connect. Full instructions enclosed. Only **£9/15/0**



SPECIAL F.M. TUNER

A completely self-contained unit transforms an old A.M. set into a modern F.M. receiver. Circuit contains 6 valves. Grounded grid RF stage followed by additive mixer using a FCC85 Twin Triode valve combine these two functions in a completely sealed permeability tuned unit. Two I.F. stages give maximum gain followed by EBG double diode as ratio detector. Frequency coverage of 85 to 101 megacycles allows adequate overlap at each end of the band and covers all existing and proposed V.H.F. transmissions in the U.K.

UNBEATABLE VALUE TAPE RECORDER

In a superbly fitted Moroccan grained carrying case, this instrument is the very finest of its class, regardless of price. Latest type TRUVOX twin-speed Tapdeck. Input for radio, gram, and microphone. Built-in selected elliptical Speaker of the very finest quality, Recording (with recording level indicator) or Play-back. 200-250 volts, 50 cycles, A.C. Mains only. Supplied complete with selected Microphone & Recording **42gns**
Tape.
Packing and carriage 25/-.

ALL FULLY GUARANTEED GENEROUS TERMS ON ORDERS OVER £15. All items available from stock.

36 SOUTHAMPTON ST · STRAND · LONDON, W.C.2

Personal Callers only at

90 JUDD ST · LONDON · W.C.1 Tel. enquiries: TER. 9876

Domestic DIRECT SALES LTD.

Letter from the Canary Islands!

Las Palmas
1st December 1955.

To WHARFEDALE WIRELESS WORKS
Idle, Bradford, Yorkshire.

Muy estimados Sres Mios:

Estas lineas son unicamente para expresarles mi gran satisfaccion por el resultado obtenido con mi Wharfedale 3-speaker system comprado a Uds. a fines del pasado ano. Yo califico este resultado de sensacional y pueden estar seguros de que me he convertido en un elogiador entuslasta de los Wharfedale speakers.

Mi amplifier system es un Acoustical Quad II siendo tambien para mi un motivo de satisfaccion saber que en le Royal Festival Hall y en Carnegie Hall en New York, la demostracion hecha ante el publico ha sido con estos mismos equipos.

(signed) Dr. J. P. CABALLERO.

Free Translation:

These lines are written simply to express my great satisfaction at the result obtained with my Wharfedale 3-speaker system bought from you at the end of last year. I qualify this result as sensational, and you can be sure that it has converted me to an enthusiastic eulogist of Wharfedale speakers.

My amplifier system is an Acoustical Quad II, and it is also a source of satisfaction to me to know that the demonstration before the public in the Royal Festival Hall and in Carnegie Hall, New York, was given with this same equipment.

(signed) Dr J. P. CABALLERO.

OMNI-DIRECTIONAL 3-SPEAKER SYSTEM

W 15/CS SUPER 8/CS SUPER 3

PRICES (TAX FREE)

W15/CS in sand-filled Enclosure. £47. 0. 0
Twin Treble Assembly..... £18. 0. 0
HS/CR3/2 Crossover with V.C.'s. £ 8.10. 0
£73.10. 0


2 Sand-filled Back Panels (40in x 24in) to complete the enclosure, where a suitable corner is not available, can be supplied at £12. 0. 0 per pair.



Wharfedale

WIRELESS WORKS LTD

Idle, Bradford, Yorkshire. Tel.: Idle 1235-6



The guaranteed components described below have been acclaimed by thousands as the finest obtainable.

Full constructional details, point-to-point wiring diagram and alignment instructions are given in our Technical Bulletin DTB.8, price 1/6.

F.M. SCALE. A bronze finished scale with yellow markings (0-20 Log) for use with all types of F.M. tuners or receivers. Consisting of metal scale, pointer, cord drive spindle, pulleys, 2 1/2 in. drum, cord and instructions for the assembly of the cord drive. The scale measures 5 1/2 x 3 in. and is for a cabinet aperture of 4 x 1 1/2 in., price 9/-.

RDT.1/10.7 Mc/s. A transformer for use in ratio discriminator type circuits. Can size 1 1/2 in. square x 2 1/2 in. high. Secondary winding of bifilar construction, iron dust core tuning, polystyrene formers and silver mica condensers, price 12/6.

PDT.1/10.7 Mc/s. A miniature phase discriminator transformer for use in frequency modulation detector circuits where the limiter/Foster-Seeley type of circuit is employed. Designed for carrier deviation of ± 75 Kc/s. $Q_k = 1.5$. Screening can 1 1/2 x 1 1/2 in. square, price 9/-.

IFT.11/10.7 Mc/s. A miniature I.F. transformer of nominal frequency 10.7 Mc/s. The transformer is primarily intended for the I.F. stages of frequency modulation receivers and converters. The Q of each winding is 90 and the coupling critical. Dimensions as PDT.1, price 6/-.

IFT.11/10.7/L. As IFT.11/10.7 but with secondary tap for limiter input circuits, price 6/-.

Coil Type L1, T1, and T2. These coils are specially designed for use in the "MAXI-Q" F.M. TUNER, price 3/11 each. Chassis and screens for the above unit, completely punched in aluminium, price 7/6.

Obtainable from all reputable stockists or in case of difficulty direct from works. GENERAL CATALOGUE covering technical information on full range of components, 1/- post free.


DENCO (CLACTON) LTD. 357/9 Old Road, Clacton-on-Sea, Essex

STOP PRESS: Available to retail customers only. "Maxi-Q" F.M. Tuner Unit assembled and valved at £7/2/6 plus £2/17/- P.T., also Power Pack at £3.

Osram F.M. Tuners completely assembled and valved at £22 plus £8/16/- P.T.

Coil Turret CT.7/B. This turret has been specially designed for use in the "Britannia" communications receiver described in the October and November issues of the "R.S.G.B. Bulletin," price £3/15/-. Mullard 5-10 T.C.C. Printed Circuit Chassis, 7/9, (plus 1/- postage). The metalwork and coils for the "Viewmaster" Band III converter will be available shortly.

INCREMENTAL INDUCTANCE BRIDGE



Designed to measure the value of iron cored chokes and similar inductors in the range 0.01H to 1000H of Q value not less than 2.

Provision is made for passing any current up to 1 Amp d.c. through the winding and selectable a.c. excitation voltages of 1, 2, 5, 10 and 20V r.m.s. are provided.

Full technical information is available on request.

CINEMA TELEVISION LTD

A COMPANY WITHIN THE RANK ORGANISATION LIMITED

WORSLEY BRIDGE ROAD • LONDON • S.E.26

HITHER GREEN 4600

SALES AND SERVICING AGENTS:

Hawnt & Co. Ltd., 59 Moor St, Birmingham, 4

Atkins, Robertson & Whiteford Ltd., 100 Torrissdale Street, Glasgow, S.2

F. C. Robinson & Partners Ltd., 122 Seymour Grove, Old Trafford, Manchester, 16

PRECISION *High Fidelity* 4 SPEED TRANSCRIPTION UNITS

WITH VARIABLE SPEED ADJUSTMENT

MAIN FEATURES

- Speed continuously variable from 29 r.p.m. to 86 r.p.m. Pre-set adjustable "click-in" positions for 78, 45, 33 $\frac{1}{3}$, and 16 r.p.m. Playing old celebrity discs requiring speeds above 78 r.p.m. Tuning record pitch to a musical instrument. Correcting for mains frequency variations.
- Accurately balanced heavy precision made turntable eliminates Wow and Flutter.
- Unique VERTICAL EDGE-DRIVE PULLEY principle eliminates Rumble.
- Less than 1% change in speed for up to 13% change in Line Voltage.
- Large resilient 4-pole constant velocity motor.
- Models GL 50'4 and GL 56 fitted with weight adjustable precision Pick-up-Arm with plug-in shell. Incorporating the



SUPERB GOLDRING VARIABLE RELUCTANCE CARTRIDGE no 500

TYPE GL50/4 Low loading velocity operated	Price	£15.15.0
Automatic Stop	P.T.	£6.2.10
TYPE GL 55 Without Pick-up Fitted with	Price	£12.18.0
band location device	P.T.	£4.12.4
TYPE GL 56 Complete with Pick-up. Fitted	Price	£16.16.0
with band location device	P.T.	£6.11.0
(Diamond Stylus)		
	Extra	£3.15.0 plus P.T. £1.9.3

Write for technical reports to-

THE GOLDRING MANUFACTURING CO. (GT. BRITAIN) LTD

486/488, HIGH ROAD, LEYTONSTONE, LONDON, E. 11. LEYTONSTONE 1081 & 1252



GL50/4



GL 55

**"What we need for *this* job is
a lightweight DC Scope
—but who makes them?"**

**"Furzehill, of course — they're
the only people who do!"**

TYPES

0 130 zero to 10 kc/s.	18 lb
<i>and of course</i>	
0 110 zero to 50 kc/s.	35 lb
0 100 zero to 4 Mc/s with time and voltage calibration	

STOP PRESS:

Ask about the New Improved 0120 A
3 c/s to 150 kc/s. . . 18lb
with Extended Frequency Range

For detailed specifications write to Dept. WW.5.

Furzehill Laboratories Ltd.

Clarendon Road, Watford, Herts, Telephone: Gadebrook 4686



AUDIO FAIR

1956

London's first "Audio Fair" will be your opportunity to hear and compare the best in all wide range sound reproduction equipment. Each manufacturer will have a demonstration room where he will display his equipment under actual domestic conditions.

COMPLIMENTARY
INVITATIONS
AVAILABLE FROM
YOUR RADIO DEALER

THE LONDON AUDIO FAIR 1956

will be held at the

**WASHINGTON
HOTEL,**

Curzon St., London, W.1


on

Friday, Saturday, Sunday
13th, 14th, 15th,
April 1956

11 a.m. to 9 p.m.

AGAIN AVAILABLE FOR QUICK DELIVERY:

SHORT WAVE TRANSMITTING/RECEIVING INSTALLATIONS T/R-50 SERIES



T/R-50 Mk. III INSTALLATIONS

are designed for use in a communications network and include the following additional features:

- **PRE-SET FREQUENCY SELECTION, CRYSTAL CONTROLLED** (in the Transmitter and Receiver) incorporating a patented FLICK-CONTROL.
- **BUILT-IN AUTO-ALARM SYSTEM**
- **AERIAL MATCHING:** 12-600 ohm impedance over the whole frequency range.

ACCESSORIES AND SPARE PARTS—All accessories and equipment spares for 3-5 years operation can be supplied with the equipment (immediate delivery).

We can supply for **IMMEDIATE DELIVERY R.C.A. COMMUNICATIONS & BROADCAST TRANSMITTERS** (from 250 w. to 5 kw.)

Complete in every detail for immediate operation

Use: **MARINE · MOBILE · FIXED STATIONS**

The performance of these installations is of the highest order and meets the requirements of commercial telecommunication working in all climates and conditions.

Every design feature has been incorporated to ensure: **RELIABILITY — ACCESSIBILITY — EASE OF SERVICING.**

Brief Specification:—

TRANSMITTER

POWER OUTPUT—50 WATTS.

FREQUENCY RANGE: 1,500 Kc/s. to 12,500 Kc/s. in 3 bands, V.F.O. or CRYSTAL CONTROL with choice of five crystal positions.

EMISSIONS: (a) Radiotelephone (voice) with facilities for full press-to-talk operation. (b) Radiotelegraph (code) with provision for full break-in keying.

RECEIVER

SUPERHETERODYNE: I.R.F., Mixer, Local Oscillator, 2-I.F.'s, 2nd Detector and 1st Audio, B.F.O., Power Output Stage with built-in Speaker and additional 500-ohm line connections.

Note: The R-50 Mark II can be provided with a muting control (full or partial) on special order.

POWER SUPPLIES

12 v. Dynamotor Unit or A.C. Mains Supply Unit (100/130 v. and 200/250 v. 50/60 cycles).

BRITISH SAROZAL LIMITED ELECTRONIC WORKS

1-3 MARYLEBONE PASSAGE - MARGARET STREET - LONDON - W.1
Cables: S ARIZAL, LONDON Telephone: LANGham 9351 (3 lines)

A.F.D. and A.R.B. Approved.

RADIO EXPORT


TUBES ONLY



1,900 types
of Receiving and
Transmitting Radio
Tubes available ex stock.

HALL ELECTRIC LTD
Haltron House, 49-55 Lisson Grove,
London, N.W.1.

Tel.: Ambassador 1041 (5 lines) Cables: Hallettric, London



Suflex and miniaturisation

"More output," he says. "They want more output, please," he says.

"Better performance, I beg you," he says. "And it's got to take up less room," he says. "Less space, and it must weigh less," he says. He says.

You tell him. Tell him it might work, perhaps, with Suflex.

Suflex make a tiger almost the size of a pussy cat.

Ask us.



Suflex Polystyrene Capacitors

- High insulation resistance
- Low dielectric loss
- Good capacitance stability

A quality component which may be economically used in commercial equipment

SUFLEX
Limited
LONDON

35 BAKER STREET, LONDON, W1

Telephone: WELbeck 0791 Cables: Suflex, London



5, HARROW RD.,
PADDINGTON, W.2.
PADDINGTON 1008/9 and 0401.
CABLES: HENELEC, LONDON.

PIRANI HIGH VACUUM TEST EQUIPMENT.

Manufactured by "PYE RADIO LTD." for
M.O.S. ATOMIC RESEARCH STATION.



PIRANI CONTROL UNIT



PIRANI BRIDGE UNIT



PYE SCALAMP GALVANOMETER

THIS COMPLETE VACUUM TESTING EQUIPMENT (5 ITEMS AS SHOWN)
OFFERED BRAND NEW IN ORIGINAL CARTONS.

£35'-/- CARR. PAID. (LESS THAN HALF COST PRICE)

(SPARE PIRANI GAUGE HEADS, EDWARDS TYPE M6, LESS CALIBRATOR, 15/- EACH.)



PIRANI GAUGE HEAD
WITH CALIBRATOR



The famous MARCONI CR 100

MARCONI CR 100 COMMUNICATION RECEIVER

FREQUENCY RANGES 60 Kc/s to 420 Kc/s, 500 Kc/s to 30 Mc/s,
in 6 bands.

RECEIVER INPUT 100 ohms, balanced or unbalanced, or high
impedance aerial.

SENSITIVITY For 20 db signal-to-noise ratio on C.W., 60K c/s to
11 Mc/s. 1 to 2 μ V. 11 Mc/s to 30 Mc/s. 1.5 to 4 μ V.

SELECTIVITY From better than 100 db at low frequency end to 30
db at high frequency end.

CIRCUIT 2 RF stages, 3 IF stages, LF and output stage, AVC, BFO.

AUDIO RESPONSE $\pm 4\frac{1}{2}$ db between 100 and 6,000 c/s.

PASS BAND SWITCH Giving 6 pass bands: 6,000; 3,000; 1,200;
300 and 100 c/s.

RECEIVER OUTPUT 3 watts max. (3 ohms or 1,000 ohms loud-
speaker).

PRICE, in excellent condition,
aligned and tested **£20**

Crg. & Pkg. extra.

Completely rebuilt to original specification
for laboratory use—Price on request.

UNIVERSAL ELECTRONICS

22-27 LISLE STREET, LEICESTER SQUARE, LONDON, W.C.2.

Shop hours, 9.30 a.m. to 6 p.m.

Thursday 9.30 a.m. to 1 p.m.

STILL AVAILABLE: Our normal range of equipment
including British and U.S.A. Laboratory equipment.
Receivers etc

★ U.S.A. FREQUENCY METERS

Type BC 221


125 Kc/s—20 Mc/s Complete with cali-
bration charts.

Available from stock. CONDITION PERFECT

OPEN ALL DAY SATURDAY



STILL PICTURE CAPTION SCANNER



The 'Cintel' Flying-Spot Caption Scanner, part of which is illustrated, is designed to provide a high grade composite video signal from standard $3\frac{1}{4}$ " square slides.

The equipment can be switched to operate on any one of the three standards ; 405 line, 525 line, or 625 line 50 frames/second or can be supplied solely for any one of these three or for 525 line 60 frames/second.

The overall frequency response is uniform to 5Mc/s for the 625 line system, full phase and gamma correction being provided. The scan generators are linear, the velocity of any part of the scan being correct to within $\pm 2\%$. Interlace is steady and is accurately maintained.

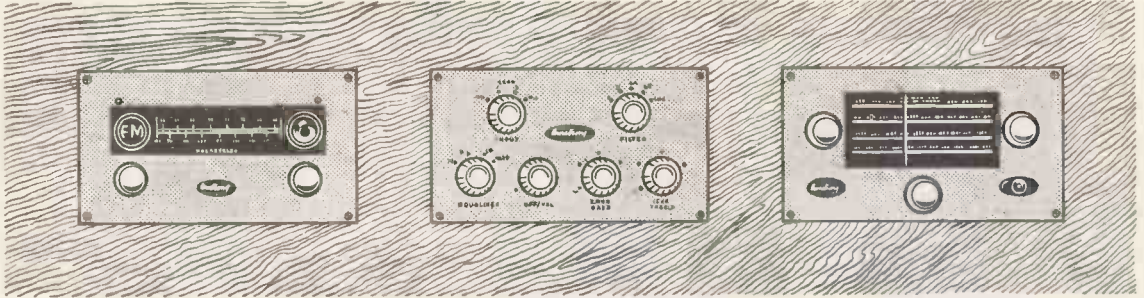
The equipment is ideally suitable for both the transmission of standard signals and the provision of factory test signals and full information is available on request.

CINEMA TELEVISION LTD

A COMPANY WITHIN THE RANK ORGANISATION LIMITED
 WORSLEY BRIDGE ROAD • LONDON • S.E.26
 HITHER GREEN 4600

to complete the set

Armstrong announce the A.M. 44 Tuner, which together with the F.M. 56 Tuner and A.10 Amplifier give you completely matched Control Units. Finished in Florentine Bronze and all the same dimensions ($9\frac{3}{4}$ in. x $5\frac{1}{2}$ in.) these Panels will look well together in your cabinet.



F.M. 56 Tuner

- Permeability Tuning
- Freedom from drift
- Automatic limiting
- Magic Eye tuning
- A.F. Attenuator
- 3 position H.T. supply socket

£22. 10. 0

(or without Bronze panel assembly £18.15.0)

A.10 Amplifier with Control Unit

Output: 10-12 watts. Ultralinear. Distortion: 0.1% total harmonic at 8 watts. Frequency Response: within 1 dB 15-30,000 cps. Controls: 1. Input—4 position, 2. Equaliser—4 position, 3. Filter—5 position with built-in "rumble" filter and Presence Control, 4. Treble and 5. Bass—Both lift and cut giving ± 15 dB continuously variable.

Complete £29. 10. 0

A.M. 44 Tuner

- 4 wave-band
- Variable selectivity
- Infinite Impedance detector
- Magic Eye tuning
- Cathode follower output

£19. 17. 0

(or without Bronze Front panel assembly £16. 11. 0)



All models are sold under full and unconditional money-back guarantee of satisfaction. Prices include Purchase Tax. HIRE PURCHASE facilities are available. Demonstrations at your local High Fidelity specialists, or at our showrooms in Holloway. (9-6 Weekdays and Saturdays). For descriptive literature and details of Home Trial facilities write to us (mentioning "Wireless World") **ARMSTRONG WIRELESS AND TELEVISION CO., LIMITED, Warlters Road, London, N.7.** Telephone: NORTH 3213

a new F.M. SIGNAL GENERATOR



LE. 200B.

Prompt delivery is now offered on this and other instruments in our new range. Send for further details.

★ **Two Frequency Ranges**—I.F. 3-20 Mc/s.
R.F. 81-105 Mc/s.

★ **Modulation:**

Sinewave—Frequency 400 c.p.s.
Deviation variable $\pm 0-100$ kc/s.
Sawtooth—Frequency 50 c.p.s.
Deviation variable 0-1,000 kc/s.
(peak to peak).

Amplitude modulation less than 1%
The deviation is substantially linear.

★ **R.F. Output**—Variable from 1 μ V—100 mV.
Output impedance 75 ohms.


★ **No Troublesome Spurious Responses.**

This F.M. Signal Generator is the only instrument on the market which has stable built-in sine and sawtooth oscillators. The deviation for either modulation can be accurately set by means of the calibrated dial. Visual alignment of selectivity curves and discriminator characteristics are easily obtained with the simplest of oscilloscopes since the time base for the "X" deflection is obtained from the Signal Generator.

HATFIELD INSTRUMENTS LTD. 175, UXBRIDGE ROAD, HANWELL, LONDON, W.7

Telephone: EALing 0779 & 9857

for every type of coil



there's a

BICC

WINDING WIRE

USE OUR TECHNICAL ADVISORY SERVICE

If you are faced with a winding problem please ask for assistance; BICC technicians are always willing to give you the benefit of their experience. For most winding wire jobs the Publications listed will provide the data you require. They are available on request.

- No. 266 *Insulated Winding Wires and Strips*
- No. 296 *"Bicaloc" Winding Wires (Self Bonding).*
- No. 303 *Enamelled Oil Base Winding Wires.*
- No. 322 *"Bicalex" Winding Wires (Synthetic Enamel).*
- No. 328 *"Fifty - Three" Enamelled Winding Wires.*

BRITISH INSULATED CALLENDER'S CABLES LIMITED



21 Bloomsbury St., London, W.C.1



YOU CAN COUNT ON COLD CATHODE TUBES

Hivac

Continuing development in the field of cold cathode tubes has brought a new,
COLD CATHODE TRIODE XC18

This electrically reliable and mechanically robust tube is contained in a 10mm round bulb, 32 mms in length $V_{sa} \leq 200V$; $V_{ma} \approx 70V$; $V_{st} \approx 68V$.




ACTUAL SIZE

DATA SHEET ON REQUEST

Perfection in *miniature*

Hivac Limited

Telephone: Ruislip 2365 Cables: HIVAC, RUISLIP
STONEFIELD WAY, VICTORIA ROAD, SOUTH RUISLIP, MIDDLESEX



FREQUENCY METERS

2 1/2 - 8" up to 10,000 cycles

DIFFERENTIAL A.C. CURRENT METERS

COMPARING THE MAGNITUDE OF TWO CURRENTS.

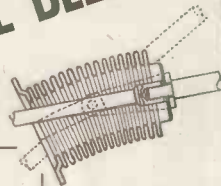
PHASE SEQUENCE INDICATORS AND SYNCHROSCOPES UP TO 5 Kc

A Full Range of Switchboard and Portable Instruments

THE ELECTRICAL INSTRUMENT CO. (HILLINGTON), LTD.

Boswell Square Industrial Estate, Hillington, Glasgow, S.W.2. Halfway 1166 and 2194

HYDRAULICALLY FORMED, SEAMLESS, ONE-PIECE METAL BELLOWS



COMBINING THE PROPERTIES OF

- 1 A compression spring capable of repeated flexing
- 2 A container which can be hermetically sealed
- 3 A packless gland

for Automatic coolant regulation: Movement for pressure change: Packless gland to seal spindle in high vacua: Reservoir to accept liquid expansion: Dashpot or delay device: Barometric measurement or control: Pressurised couplings where vibration or movement is present: Dust seal to prevent ingress of dirt: Pressure reducing valves: Hydraulic transmission: Distance thermostatic control: Low torque flexible coupling: Pressure sealed rocking movement: Pressurised rotating shaft seals: Aircraft pressurised cabin control: Refrigeration expansion valves: Thermostatic Steam Traps: Pressure amplifiers: Differential pressure measurements: Thermostatic operation of louvre or damper.

B.15

by DRAYTON

Write for List No. N. 800-1

Drayton Regulator & Instrument Co. Ltd., West Drayton, Middx.



RADIO & TELEVISION TEST INSTRUMENTS



NEW VALVE TESTER Model 45c

A comprehensive valve tester which may be used to measure the mutual conductance of most types of British, American and Continental receiving valves. Measures for over 4,000 different valves.

Testing Facilities.

Mutual Conductance: Two ranges: 0-3 mA/V and 0-15 mA/V.
Cathode Leakage: Tests for Heater/Cathode insulation up to 10 megohms, with heater hot.

Emission: Rectifiers and Diodes may be tested for emission.
Inter Electrode Shorts: Short circuits between electrodes are shown on the meter.

Heater Continuity: Meter indicates continuity of heater or filament.

Gas Tests: Press-button "gas" tests show abnormal positive or negative grid current.

T.V. cathode ray tube adaptor, model 445 available.

CASH PRICE £28-10-0. Prompt Delivery

SIGNAL GENERATOR Model 67A

For Radio and Television up to 240 Mc/s. (Band III)

The Colpitt's oscillator circuit used gives good frequency stability and waveform over the wide frequency range.

Frequency range: 100 Kc/s-240 Mc/s in six bands.

Total Scale Length: 48in.

Accuracy: = 1%.

Modulation: 400 cycles, 30% depth.

Output impedance: 75 ohms.

Direct A.F. output provided.

Attenuation: 100 dB continuously variable.

Automatic cut-out against mains overload.

CASH PRICE £22-0-0. Prompt Delivery



TAYLOR OSCILLOSCOPE Model 31A

An Oscilloscope of advanced design and reliable performance intended primarily to meet the requirements of T.V. and Radio Servicing and Alignment, but its versatile features make it ideally suitable for general laboratory work.

Tube: Flat faced C.R. tube 4in. diameter.

Electro static deflection.

Hard Time Base: Covers frequencies from 10 c/s to 500 Kc/s, free running or triggered.

Amplifiers: Both horizontal and vertical with push pull output are provided. High gain amplifier band width 10 c/s to 6 Mc/s.

Flyback Suppression Circuit fitted with tube modulator.

CASH PRICE £60. Prompt Delivery

Available on advantageous Hire Purchase Terms



*All Taylor Instruments are available on advantageous HIRE PURCHASE Terms and on SEVEN DAYS' APPROVAL. You can also PART EXCHANGE your old Taylor Instrument for a new one.

Write for full details and catalogue.

TAYLOR ELECTRICAL INSTRUMENTS LTD.

MONTROSE AVENUE SLOUGH, BUCKS.

Telephone: Slough 21381. Cables: Taylins, Slough.

TRAIN TO BE A RADIO & T.V. ENGINEER

ready to meet F.M., V.H.F. and Colour
Television developments.

Now is the time to learn the theoretical and practical principles and so ensure your future in this rapidly expanding field of Electronics.

ONE-YEAR COURSE IN MODERN RADIO & T.V. TECHNIQUES

A full-time day course in the Principles and Practice of Radio and Television. Next course commences on 22nd May, 1956.

E. M. I. INSTITUTES

Dept. 127e, 10 Pembridge Square, London, W.2.
Telephone: BAYswater 5131/2

The College associated with a world-wide electronics industry including "His Master's Voice," Marconiphone, Columbia, etc.

HA27

F.M., HI-FI, etc.

OUR NEW FULLY ILLUSTRATED
CATALOGUE WILL PROVE OF
GREAT INTEREST . . . 6d. Post Free

RADIO, ACOUSTICAL and
ELECTRONIC

6d

INSTRUMENTS
&
COMPONENTS



The New for
Quality Radio & Electronic Products

BERRYS
ESTD 1911

25 HIGH HOLBORN
LONDON, W.C.1
(Formerly Chancery Lane)
Telephone: HOLborn 6231

COMPLETE RANGE OF
"Q-MAX" SHEET METAL PUNCHES
FROM $\frac{1}{8}$ " TO $2\frac{1}{2}$ " AND 1" SQUARE

AVAILABLE FROM STOCK

Introducing the



NEW
E.H.T. Transformer
with Overload Device

4.8 KV 2-volt rectifier A.C.
5.6 KV rectifier D.C.

This transformer has been introduced by Direct T.V. Replacements to help overcome the risk incurred in replacing E.H.T. transformers in old T.V. sets. If the heater-winder is shorted, the cut-out trips and disconnects the main.

Ideal for Philco, Peto-Scott
Defiant and many other sets.

Price 75/-

Have you had your copy . . .

. . . of the Direct T.V. Replacements handbook? The most complete T.V. Components rewind and Replacement Handbook in this country. Lists over 2,000 items and a host of invaluable data for television enthusiasts including line output, transformers, fault-finding, current modifications, special components and T.V. Books.

Send for your copy to-day Price 1/-

direct TV

Terms of Business—C.W.O., C.O.D
or Pro-forms

REPLACEMENTS

134/136 LEWISHAM WAY . NEW CROSS . S.E.14
TIDeway 3696-2330. Telegraphic: Fibak, London, S.E.14

THE WORLD'S GREATEST BOOKSHOP

FOYLES
** FOR BOOKS **

NEW AND SECONDHAND
Technical Books

Foyles have Departments for Gramophone Records,
Stationery, Handicraft Tools and Materials, Music,
Magazines Subscriptions, Lending Library.

119-125 CHAR'NG CROSS ROAD, LONDON, W.C.2

Gerrard 5660 (20 lines) ★ Open 9-6 (Thurs. 9-7)

Nearest Station: Tottenham Court Road

TRANSFORMER DEVELOPMENT & DESIGN Good PRACTICAL Man

Required, experienced in small Commercial
Radio and T/V Types. Paper qualifications
not essential. This is a permanent and pro-
gressive opening. Please apply in writing to

READING WINDINGS LTD.,

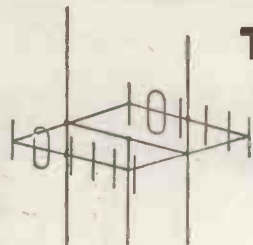
169 Basingstoke Road, Reading, Berks.

TELCON CELLULAR POLYTHENE INSULATED DOWNLEADS

This new range of 75 ohm coaxials has been especially designed for the reception of Band II (FM sound 87.5 - 100 Mc/s.) and Band III (Television 174-216 Mc/s.).

Attenuation db/100 ft.	ET5M	ET6M	ET7M	ET8M	ET10M
10 Mc/s.	1.3 ...	1.5 ...	1.0 ...	1.1 ...	0.6
50 "	3.0 ...	3.4 ...	2.3 ...	2.6 ...	1.5
100 "	4.3 ...	4.8 ...	3.2 ...	3.6 ...	2.2
200 "	6.3 ...	7.2 ...	4.9 ...	5.3 ...	3.3

Dimensions (inches)	ET5M	ET6M	ET7M	ET8M	ET10M
Centre Conductor	1/0.022	7/0.0076	1/0.029	7/0.010	1/0.044
Over Cellular TELCOTHENE	0.093 ...	0.093 ...	0.128 ...	0.128 ...	0.200
Over Wire Braid	0.117 ...	0.117 ...	0.152 ...	0.152 ...	0.230
Over TELCOVIN sheath	0.157 ...	0.157 ...	0.202 ...	0.202 ...	0.290




please ask for a copy of Publication TV5

THE TELEGRAPH CONSTRUCTION & MAINTENANCE CO LTD, TELCON WORKS, GREENWICH, SE10. TEL : GREENWICH 3291
BRANCHES: BIRMINGHAM, CARDIFF, LONDON, MANCHESTER, NEWCASTLE AND NOTTINGHAM

A new signal generator
for precise alignment of F/M and T/V receivers

PHILIPS TYPE GM 2889/01



(Made in Holland)

- Range: 5-225 Mc/s in one range.
- Marker generator: 15-30 Mc/s. Accuracy ± 50 Kc/s.
- Built-in crystal oscillator.
- 50 c/s modulation with ± 7.5 Mc/s sweep.
50 c/s modulation with ± 0.75 Mc/s sweep.
400 c/s modulation with ± 125 Kc/s sweep.
- Output voltage: 40-60 mV in range 5-225 Mc/s for F/M.
- Marker oscillator output: 200 mV.
- Output impedance: 300 Ω sym. or 70 Ω assym.
- Internal and external amplitude modulation possible.

For full detailed specification, please write to:

INSTRUMENT DEPARTMENT

PHILIPS ELECTRICAL LTD





EX-ROYAL NAVY SOUND POWERED TELEPHONE

These require no batteries, and will go for long periods without attention. Complete with generator and sounder which gives a high pitched note, easily heard above any other noise. Also fitted with an indicator lamp which in quiet situations can be used instead of the sounder, or where several telephones are used together will indicate which one is being called. Size 7 1/2 in. X 9 in. X 7 1/2 in., wall mounting, designed for ships' use but equally suitable for home, office, warehouse, factory, garage, etc. Price 57/6 each, plus 4/6 carriage.

BLOCK CONDENSERS



All unused.
.5 mfd. at 2,500 v.
3/8; 4 mfd. at 750 v.
3/8; 8 mfd. at 500 v. 5/-
4 mfd. at 500 v. 2/6;
4 mfd. at 1,500 v. 6/6.

SCRAMBLER EQUIPMENT



As used by Ministries and Forces for holding secret conversations. Works in conjunction with normal telephone equipment.

Items available, all new and unused, are:-
Frequency Changer, Type 6AC, Ref. No. YBO2700, price £20. Standard G.P.O. desk type instrument with scrambler switch complete with lead and junction box, price £2/10-. Hand-ringing generator in wooden box, 15/- Junction box with three multiple relays and cable strips 35/- Bank of three drop indicators in box, 15/- Instruction book, £1 refunded if returned within 14 days.

FLEXIBLE COUPLINGS



These are sometimes known as bellows couplings because they will extend as well as bend. They are ideal for joining shafts which are out of alignment and for slug tuning controls where the core has to come in and out. Price 1/9 each.


GREATLY REDUCED CATHODE RAY TUBES

VCR97. Brand new and unused, "cut-off type," ideal for 'scope, etc. Price 12/6. Carriage and insurance 5/- extra.
VCR517. 6 1/2 in. guaranteed full picture, 29/6, plus 5/- carriage and insurance.
VCR139A. 2 1/2 in., 32/6, plus 2/6 carriage, etc.
VCR138. 3 1/2 in., electrostatic short persistence, suitable for T.V. and ideal for 'scope work, 37/6 plus 3/6 carriage, etc.
VCR112. 5 in. electrostatic, persistence not known, 15/- each, plus 5/- carriage, etc.
CV140, CV1500, CV1546. All 12 in. magnetic, long persistence, £4/10/-, plus 10/- carriage.

HEAVY DUTY POWER PACKS

500 WATT 1,000 v. (VARIABLE)

Master switch controls the whole unit and whenever this is on current is supplied to the rectifier filaments, thus keeping them always in the emissive state. The H.T. transformer is supplied via a tapped choke with a selector switch giving variations from low power" to "high power."



Two directly heated rectifiers give a full wave output which is smoothed by a 10 Henry choke and 4 mfd. condenser. Continuous rating is 1,000 volts at 500 millamp (500 watts). But the proportions of the various components are such that 100 per cent. overloading can be allowed for pulse work or other intermittent operations. The size of the power pack is approximately 16 1/2 in. X 13 in. X 13 in. and its weight approximately 87 lb. Price; Kit of parts £37/10/-, or made up ready £37/10/-

500 WATT 2,000 v. (VARIABLE)

The maximum continuous rating of this is 250 milliamps at 2,000 volts. Rectification is half wave. Specification otherwise as for the variable 500/1,000 v. Price : Kit of parts £32/10/0, ready to work £42/10/0.

1,000 WATT 2,000 v. (VARIABLE)

The continuous power rating of this is 500 milliamps at 2,000 volts. But the tapped choke and selector switch enables this to be reduced in ten steps. Weight approximately 120 lb. size 16 1/2 in. X 13 in. X 13 in. Price £37/10/- in kit form, or made up ready to use £47/10/-.

1,000 WATT 1,000 v. (VARIABLE)

The maximum continuous rating of this is 1 amp. at 1,000 volts. Rectification is full wave, output is variable. Weight approximately 120 lb., size 16 1/2 in. X 13 in. X 13 in. Price £37/10/- in kit form, or £47/10/- made up ready to work.

FIXED MODELS

Any of the models mentioned above can be supplied without the tapped choke and selector switch. The prices are as follows:-
Fixed 500/1,000 v. £22/10/- in kit form, or £30 made up.
Fixed 250/2,000 v. £22/10/- in kit form, or £33 made up.
Fixed 500/2,000 v. £32/10/- in kit form, or £40 made up.
Fixed 1,000/1,000 v. £32/10/- in kit form, or £40 made up.
All prices quoted are ex Works.

UNITS FOR CONTROLLED 'AUTOMATIC ROTATION



We have brand new, still in original unopened packing cases as shipped from America two items of equipment which form part of the radar system RC84. These two units work together to form a Tower rotating device, with remote control.

Item 1, known as Tower 24A, is in fact the geared driving motor which rotates the mast. This is quite a heavy construction and would rotate a heavy scanner, reflector, Beam array, etc., etc.
Item 2, known as Indicator 1-221-A is the remote controller which enables the azimuth position of Tower 24A to be controlled from a remote point.

Conversely, it enables the azimuth position of the tower to be known at any time. Both the Tower and the Indicator contain selsyn transmitter/receivers and it is these that provide the impulses which cause the aerial to rotate backwards or forwards. The equipment intended for 117 volt A.C. mains but will operate from our mains if connected through step down transformer of 1 K.W. rating.

Prices 1-221-A £25 plus carriage. TR24A £35 plus carriage. Special discount of £5 for cash with order or C.O.D. if both units purchased together.

CHARGING SWITCHBOARD

Feed this Switchboard through a Mains Transformer and Rectifier giving 24 volt D.C. up to 50 amps and you have an excellent multicurrent charger for simultaneously charging several batteries at different currents. This is an ex-Government switchboard rated at 550 watts 18 volts fitted into steel cases with doors. It contains three reverse current relays, one voltmeter, one main ammeter, two secondary ammeters and three variable resistors for controlling circuits. These are brand new, in original cases. Price £4/10/-, carriage 10/-.
We can supply a 12 volt, 50 amp. Mains Transformer at £4/5/-, plus 5/- carriage.



HIGH CYCLE MOTOR ALTERNATOR

TYPE 1. Has a motor 230 v., 50 cycle single phase 2,800 r.p.m., coupled to a generator output 250 v., 1,728 cycles at .24 amps. Good condition, with wiring diagram, £12/10/-, plus 7/6 carriage.
TYPE 2. Has a motor 230 v., 50 cycle single phase, coupled to an alternator output 250 v. 625 cycles .24 amps. Price £12/10/-, plus 7/6 carriage.

10-CORE CABLE

10 flexible copper conductors wall insulated suitable for mains work. Covered Overall with hard rubber, 1/8 per yard.

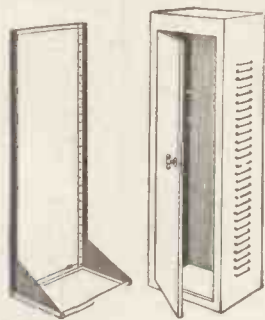
SPECIAL EQUIPMENT SALES

IMPORTANT NOTE

Owing to the bulkiness of many of the items listed on these two pages it may not be possible to keep stocks at branches, therefore please telephone confirmation that the item is actually at the branch before journeying specially to see it.

SPECIAL SALES DEPT., E.P.E. LTD., 123, TERMINUS ROAD EASTBOURNE. Phone: Eastbourne 5055

RACKING EQUIPMENT ALL EX-MINISTRY EQUIPMENT



STANDARD OPEN RACK

6ft. high and 19 in. wide, heavy steel construction. Holes drilled and tapped at the standardized spacings. Price £3/15/-, plus carriage.

ENCLOSED RACK

As above but rectangular and with sheet metal enclosed sides (vented), fitted handle and closing bars. Price £6/15/-, plus carriage.



METERS

- 2 1/2 in. Flush mounting
- 0-30 mA. moving coil. 10/6
- 0-300 mA. moving coil. 10/6
- 0-500 mA. moving coil. 10/6
- 5-0.5 mA. moving coil. 17/6
- 0-1 amp. moving coil. 17/6
- 2 in. Flush mounting
- 0-2 amp. R.F. thermo. 7/6
- 0-3 amp. R.F. thermo. 7/6
- 0-5 amp. R.F. thermo. 7/6
- 0-20 amp. moving coil. 10/6
- 0-40 amp. moving coil. 12/6
- Hot Wire Amp. Meters
- 0-9 amp. 2 1/2 in. flush. 12/6
- 0-10 amp. 5 in. surface. 25/-

PYREX AERIAL INSULATORS

Ideal for aerial connections through cabin walls or through panels. Consists of glass dome with threaded rod and terminal ends and metal fixing flange. Price 2/- each.



PLUG AND SOCKETS



This brass cased plug and socket is extremely robust and ideal for P.A. or outside work. Ideal also for taking power to units as it insulates the ends of the wires. Contacts are quite suitable for carrying up to 10 amps, so this can be used for lighting or power. 2/6 per pair.



JUMBO VALVE BASE

Ceramic 4-pin for transmitting valves, 805, etc. Price 3/6 each.



30 AMP ROTARY SWITCH

Single pole ON/OFF, a very robust switch, made by one of our most famous firms. Will give life-time of service. Price complete with pointer knob, 4/9.

THE 1956 T.R.F.

32'6



For the benefit of those who already have a loud-speaker and odds and ends, the "1956 T.R.F." is available in basic form. This contains all the essential items, i.e., prepared metal chassis, 3 valves, mains transformer, gairg condenser, coil, volume control, valve holders, smoothing condenser, bias condenser, 6 paper and metal condensers, 7 resistors and data. The total list value of all the items is 32/6, but as a Special Offer to publish the set, we offer all for 32/6, plus 2/6 post and insurance. Remember, if pleased with results you can add the extra parts to make the "de luxe" set as illustrated.

THE TWIN 20

This is a complete fluorescent lighting fitting. It has built-in ballast and starter—stove enamelled white and ready to work. It is an ideal unit for the kitchen, over the work-bench and in similar locations. It uses two 20-watt lamps. Price, complete less tubes, 29/6, or with two tubes 39/6. Post and insurance 2/6. Extra 20-watt tubes 7/6 each.

CAR STARTER/CHARGER KIT

All parts to build 6- and 12-volt charger which can be connected to a "flat" battery and will enable the car to be started instantly. Kit comprising the following:—

Mains transformer	19/6
5-amp rectifier	17/6
Regulator Stud Switch	3/6
Resistance Wire	2/-
Resistance Forms	2/6
Mains on/off Switch	1/-
6.5-amp. Moving Coil Meter	9/6
Constructional Data	1/8

or if bought all together price is 52/6, plus 2/6 post and packing.

IMPULSE RELAY

Somewhat soiled due to storage but mechanically O.K. Price 2/6, plus 9d. post. Booklet giving some circuits price 1/- post free.

F.M. TUNER

This tuner is based upon the very successful circuit in the booklet published by Data Publications. We have made up models at all branches and will be glad to demonstrate. Cost of all parts including valves, prepared metal chassis, wound coils and stove enamelled scale, slow motion drive, pointer, tuning knob, in fact everything needed to make the complete unit, is 26/12/6. Data is included free with the parts or is available separately price 2/-.

BAND III CONVERTER
ADDITA—Many hundreds in use

Any television receiver, whether superhet or straight A.C. or A.C./D.C., home constructed or factory built, which at present will receive B.B.C. will also receive I.T.A., if this converter is added. No modifications at all are necessary to the receiver. Simply plug in the aerial leads and connect to A.C. mains. The converter is in a neat metal case with provision for fixing to the side or the back of the set. Price 26/10/-, or H.P. terms available on request if required.



BUILD YOUR OWN CONVERTER
You can save at least £2 on the above if you build the converter yourself. Price of all components including stove enamelled case and even transfer for the front is 23/10/- or 24/10/- if mains components also required. Data is included free with the parts or available separately price 2/6.

—THIS MONTH'S SNIP—

The "ESTRONIC" Band III Converter



To-day's best value in Band III converters suitable for your T.V. or money refunded. Complete ready to operate. 59/6 non mains or 85/6 mains, post and insurance 3/6.

BAND III PRE-AMP

In difficult areas it will be necessary to increase the signal level and this is the ideal unit for this purpose. It is A.C. mains operated and is fitted with input and output coax. plugs. Price 24, post and packing 3/6.



COIL, SETS FOR CONVERTORS

Straight Set
Comprises coils for R.F., Oscillator, Rejector, Chokes for the heater line and I.F. coil. 5 sets many circuits, for instance Wireless World, Radio Constructor, Teletron, Data Publications, etc., etc. (circuit included). Price 15/-, post 1/-.

Cascade Set
Comprises I.F. coil in square can, oscillation coil, two R.F. coils, heater chokes, etc. Suitable for most Cascade circuits. Practical T.V., Radio Constructor, Teletron, Data Publications, etc. Price 18/- set, post 9d. (circuit included).

BAND III FILTERS

To eliminate patterning and other interferences, also re-transmitting causing complications with neighbouring televisions. Two models—one high-class cuts out frequencies above 45 mc., the other low-pass cuts out frequencies below. Price 27/6 each, postage 2/6.

BAND III AERIALS



AERIALS

BAND III Aerials—
These aerials have quick fitting alloy elements and polythene low-loss insulators.

BAND III DOWN-LEAD.
11d per yard, super low-loss.

- 3-element array for indoor use gives very good results adequate for most areas. 12/- post 3/6
 - 3-element array with swan-neck mast with "U" bolt clamp for fitting to existing masts from 1in. to 2in. dia. 41/6
 - 3-element array with cranked mast and wall mounting bracket 42/6
 - 3-element array with cranked mast and chimney lashing equipment. 85/-
 - 5-element array with swan-neck mast and "U" bolt clamp for fitting existing mast from 1in. to 2in. dia. 52/6
 - 5-element array with cranked mast and wall mounting bracket 53/6
 - 5-element array with cranked mast and chimney lashing equipment 67/-
 - 3-element array with swan-neck mast and "U" with clamp for fitting to 1in. 2in. dia. mast 60/-
- 8-, 10- and 12-element arrays also stocked. Please note, prices do not include carriage which should be added.

OFFICE INTERCOM

This is a very special offer of a master (two station) unit using push-pull circuitry—operated from A.C. mains and is complete in polished cabinet. Price only 24/19/6.



CHASSIS ASSEMBLY

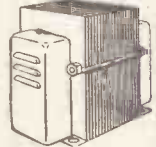
Three-colour 3-waveband scale covering standard, Long, Medium and Short wavebands, scale pan, chassis, punched for standard 6-valve superhet, pulley driving head, springs, etc., to suit. Scale size 14 1/2 x 3 1/2 in. Chassis size 15 x 5 x 2 1/2 in. deep. Price 15/- plus 1/6 post. Note—This is the one that fits our 37/6 table cabinet.

TRANSFORMER SNIP

11'6

Post 2/-.

Fully shrouded—standard 280-0-280, 200-250 v. primary at 80 m/a. 6.3 v. at 3 amp., 5 v. at 2 amp.



MULLARD AMPLIFIER "510"

A High Quality Amplifier designed by Mullard engineers. Robust high fidelity with a power output exceeding 10 watts and a harmonic distortion less than 4% at 10 watts. Its frequency response is extremely wide and level being almost flat from 10 to 20,000 C.P.S.—three controls are provided and the whole unit is very suitable for use with the Collaro Studio and most other good pick-ups. The price of the unit completely made up and ready to work is 232/10/-, plus 10/- carriage and insurance. Alternatively, if you wish to make up the unit yourself we shall be glad to supply the components separately. Send for the Mullard amplifier shopping list.

MINI-RADIO

Uses high efficiency coils—covers long and medium wavebands and fits into the neat white or brown bakelite cabinet—limited quantity only. All the parts, including cabinet, valve, in fact, everything, 24/10/- plus 3/6 post. Constructional data free with the parts, or available separately, 1/6.



GRAMOPHONE AUTO-CHANGER

Latest types by all famous makers are invariably in stock at competitive prices. B. S. R., Monarch, Garrard, etc. Latest models 7-19-6, plus 5/- carriage and insurance.

ELECTRONIC PRECISION EQUIPMENT LTD.

249 Kilburn High Road, Kilburn | 42-46, Windmill Hill, Ruislip, Middlesex | 152-153 Fleet St., E.C.4 | 29 Stroud Green Road, Finsbury Park, N.4.
Phone: MAI 4921 | Phone: RUISLIP 5780 | Phone: FLEET 2833 | Phone: ARCHWAY 1049
Half-day Thursday | Half-day Wednesday | Half-day Saturday | Half-day Thursday

Post orders should be addressed to E.P.E. LTD., M.O. Dept 2, 123, TERMINUS ROAD, EASTBOURNE. All enquiries to Eastbourne address and please enclose S.A.E. terms are cash with order.

SAMSON'S SURPLUS STORES

LONDON'S GREATEST DEALERS IN RADIO AND ELECTRONIC EQUIPMENT

HEAVY DUTY L.T. TRANSFORMERS. Pri. 230 v. Sec. 11 v. 150 amp. Approx. weight 60lb., £7/10/-, plus carr. Pri. 100-250 v. Sec. tapped 28, 29, 30, 31 volt, 21 amps., £4/15/-, plus carr. Pri. 200-250 v. Sec. tapped 10-12 v., 16 amps., 32/6, carr. 4/-. Pri. 200-250 v. Sec. 8.2 v. C.T., 10 amps., 22/6, carr. 4/-. Pri. 200-240 v. Sec. 6.3 v., 15 amps., 25/-, P.P. 2/-. **AMERICAN L.T. TRANSFORMERS.** Pri. 110 v., 7.7 v., 16 amps., 18/6, carr. 4/-. **A.M. H.T. TRANSFORMERS.** Pri. 230 v. Sec. 1,500 v. 1.6 KVA., 65/-, carr. 7/6. **1154 TX H.T. TRANSFORMERS** Pri. 200-250 v. Sec. 1,250-1,300 v. 350 mA., 37/6, carr. 5/-. **H.T. TRANSFORMERS.** Pri. 200-250 and rectifiers to give 200 v. 110 mA., as used in the 1155 receiver power supply unit, 15/- complete, carr. 2/6.

WILLARD AIRCRAFT BATTERIES. 24 v. 11 A.H. Size 8in. x 7 1/2in. x 7 1/2in. **NEW IN MAKER'S CARTONS,** 49/6, carr. 7/6. **EXIDE, 10 volt, 5 A.H. GLASS ACCUMULATORS,** size 7in. x 2 1/2in. x 5in. Suitable for H.T. unit construction and models, etc. New in maker's cartons, 8/6, P.P. 1/6. **MINIATURE, 36 v. 0.2 amp. ACCUMULATORS** made by Willard Co., size 3 1/2in. x 1 1/2in. x 3 1/2in., weight 5 1/2 oz. New and uncharged, 3/6, P.P. 6d. **HEAVY DUTY SLIDING RESISTORS.** We have London's largest selection. Listed below are a few types of our range. 0.4 ohms, 25 amp., with geared control, 17/6; 5.3 ohms, 8 amp., with geared control, 35/-; 60 ohms, 1.5 amps., with geared control, 17/6; 2.6 ohms, 8.5 amps., with geared control, 17/6; 1 ohm, 12 amp., slider control, 12/6; 100 ohms, 1.5 amps., slider control, 22/6; 50 ohms, 1 amp., S.M., geared control, 8/6; 100 ohms, 3.5 amps., geared control, 15/-. Carr. on all resistors 2/-.

HEAVY DUTY VARIABLE RESISTORS. American Ohmite, 6 ohms, 2.5 amps., 5/6, P.P. 6d. 350 ohms, 25 watt, 3/6, P.P. 1/6. **BERGO, 1,350 ohms, 10 watt, 3 1/2in. pots, 7/6, P.P. 9d.; 17,000 ohms, 20 watt, 3 1/2in. pots, 10/6, P.P. 1/6.**

LOW WATTAGE 230-250 v. TUBULAR HEATERS. Ideal for garages, Aviaris, Greenhouses, Lofts, etc. 6ft. long, 2 1/2in. dia., 360 watt, 45/-, carr. 3/-; 12ft. 2 1/2in. dia., 720 watt, 85/-, carr. 5/-.

CONSTANT VOLTAGE TRANSFORMERS BY SOLA, U.S.A. Pri. 90-125 v. or 190-250 v., Sec. 115 v. at 2 KVA. Pri. and Sec. are completely isolated for 50 or 60 cycle operation. Approx. weight 200 lb., £18/10/- each, £35 per pair. Limited supply, carr. according to distance.

J.T.C. D.C. SUPPLY UNITS. A.C. input, 200-250 v. D.C. output 220 v. 1.5 amps. at 50 degrees C. Built in strong metal grey cabinet, completely fused, £12/10/-, plus carr.

ROLLS-ROYCE COOLANT PUMPS. A heavy-duty turbine type pump driven directly from a splined socket 1,000-1,500 G.P.H. 1 1/2in. bore outlet. Brand new in maker's carton, 47/6, carr. 4/-.

PAINTON ATTENUATORS. Standard 1/2in. dia. spindle, 500 ohm or 5,000 ohm, 10/6, P.P. 1/-.

BANKS OF FOUR RESISTANCE MATS. 690, 150, and two at 80 ohms. Size of each mat 8 x 6 1/2in., 10/6 per set, p.p. 1/6. **U.S.A. 20 AMP OVERLOAD SWITCHES,** 5/6, P.P. 6d.

VARLEY 6 VOLT DELAY SWITCHES, 5/-, p.p. 6d. **SUNVIC CONTROL TYPE 602A,** 4-pin hot wire replacement tubes, 7/6, P.P. 9d.

ALL MAIL ORDERS TO OUR EDGWARE ROAD BRANCH PLEASE. THIS IS OPEN ALL DAY SATURDAY. HOURS 9-6. 9-1 THURSDAY.

EXCLUSIVE PURCHASE !!

S.T.C. RECTIFIER SUPPLY UNIT No. 11 TYPE ZB 10235



£17.10.0 ex-warehouse.

If further technical details are required, Instruction Book will be forwarded against a deposit of One Pound. Export enquiries are welcomed. We have a limited number of these units ready packed in original transit cases at a small extra charge.

36FT. AERIAL MASTS. R.A.F. Type 50. Complete kit consists of a tubular steel sections. Length 4ft. Dia. 2in. Set of pickets. Top plate. Base plate. Guys and all fittings. Supplied new in canvas carrying bags. Ideal for T.V. aerial masts. £7/10/-, carr. 7/6. Extra sections 15/- each, carr. 2/-.

AMERICAN MINIATURE GEARED MOTORS



Overall length of motor 7 1/2in. Brand new. 39/6. P.P. 2/-.

Specification:—A.C. input 100-260 volts, 45-65 cycles. D.C. output 24 volts 11 amps and 130 volts 600 mA., very conservatively rated.

L.T. and H.T. completely smoothed. All circuits fused. Mains on/off switch. Built in grey metal cabinet as illustrated. Heights 5ft. 0in., width 1ft. 7 1/2in., depth 1ft. 1 1/2in. Weight 200 lb. These units were originally designed to supply L.T. and H.T. power in conjunction with Bay Power No. 3 to S.O.S./T. 3 channel telephone system, but are ideal heavy duty L.T. and H.T. supply units for the electronic industry, research laboratories, schools, etc., etc. Complete with Instruction Book and circuit. Supplied brand new at a fraction of the maker's price.

TELEPHONE CABLE TYPE D3 TWIN. 1/2 mile drums, 65/-, carr. 7/6. **TYPED8 TWIN.** 1 mile drums. £7/10/-, carr. 10/-. Commando assault telephone cable. P.V.C. 1,000-yard drums. Ideal telephone cable and very useful for the home and garden. 12/6 per drum, P. and P. 1/6.

ARMY FIELD TELEPHONES. Type D5. Buzzer calling. Complete with hand set and batteries. Built-in strong metal cases. Suitable for farms, building sites, workshops, etc., 49/6, carr. 3/-.

SPECIAL OFFER OF HIGH GRADE BLOCK CONDENSERS. Brand new, tropically packed in maker's cartons, T.C.C. 10 mfd. 500 v. wkg. at 140 degrees F. Sub chassis mounting, 6/- T.C.C. 0.5 mfd. 2,000 v. wkg. at 60 degrees C., 3/6. G.E.C. 8 mfd. 600 v. wkg., tropical, 6/6. Bl 4 mfd. 800 v. wkg. at 160 degrees F., 5/6. P.P. on all conds. 9d.

SPECIAL OFFER OF SELENIUM RECTIFIERS. 80 v. D.C., 3 amp. F.W., 65/-, P.P. 2/6. 72 v. D.C., 1.5 amp., F.W., 27/6, P.P. 2/-, 36 v. D.C. 1.5 amp., 22/6, P.P. 2/-. 24 v. D.C., F.W.; 2 amp., 17/6, P.P. 1/6. 12 v. D.C. F.W., 4 amp., 15/-, P.P. 1/6. H.T. 230 v. D.C. 600 mA. F.W., 15/-, 200 v. D.C. 150 mA., F.W., 10/6. 45 v. D.C. F.W., 80 mA., E.H.T. 900 v., 2 mA., 6/6, P.P. 1/-.

ALKALINE BATTERIES. Crates of five cells giving 6 v. at 53 A.H. Size of wood crate 15 x 5 1/2 x 11 1/2in., £5/19/6, plus carr. 7/6. Single cells 2.4 v. 18/20 A.H. Size 4 1/2 x 6 x 3 1/2in., 15/-, carr. 2/-.

BRAND NEW METERS by famous makers. 4in. round flush M1 ammeters, 0-40 amp., 500 c/s. Maker's tolerance slightly less at 50 c/s., 35/-, P.P. 2/-. 3 1/2in. round flush MC 0-400 mA., 30/-, P.P. 2/-. 2 1/2in. round flush 500 mA., 100 mA., 50 mA., 15/- ea. P.P. 1/6. 0-20 c/s. A.C. 50 c/s. 2 1/2in. Round flush blank scale or calibrated, 10/6. P.P. 1/6. 0.5 amp. RF 2in. sq. flush, 8/6. P.P. 1/-.

INSTRUMENTS, ADMIRALTY INTEGRATORS, TYPE A 591. Incorporating very fine Galvo movement, coil 40 ohms. Centre zero to F.S.D. 1 microamp. Small mirror one metre radius. A very useful laboratory instrument, 65/-, carr. 2/6. **METRO-VICKERS MASTER VOLTMETERS,** 0-20 volts A.C. 50 cy. M.I. 6in. mirrored scale, 25/-, P.P. 1/6.

36FT. AERIAL MASTS. Comprising nine tubular steel sections, length 4ft. dia. 2in. Top plate and base. Pickets and guys not supplied. £5/10/-, carr. 7/6.

HEAVY DUTY CANADIAN ADMIRALTY 6in. BLOWERS. Motor Spec. 220 A.C./D.C. 1 h.p. R.P.M. 2,600. Series wound, continuous ratings, £17/10/-, plus carr.

HIGH GRADE SLEEVING, 1 1/2 mil-5 mil mixed bundle, 2/6, P.P. 6d.

FROST 1/6 H.P. A.C. 230 V. MOTORS. R.P.M. 1,425 cont. rating, £4/2/6, carr. 7/6. G.E.C., 1/6 h.p., A.C., 110 v., R.P.M. 1,440. £4/7/6, carr. 7/6.

Brand new in maker's cartons. American C.R. TUBES, 5CP1, 30/-, carr. 4/-. A.M. 7in. C.R. TUBES, NC13 (CV961), 45/-, carr. 5/-.

FERRANTI 5 AMP. KWH METERS. Less case, brand new, 12/6, P.P. 1/6.

NUTS, BOLTS, WASHERS. Special bargain offer, 5/- cartons of mixed 2, 4, and 6 BA nuts bolts and washers P.P. 6d.

CARBON RESISTORS, 1/2 watt 10/- per 100, large selection of values P.P. 6d.

169/171 EDGWARE ROAD, LONDON, W.2.

TEL. : PAD 7851
AND

125 TOTTENHAM COURT ROAD, W.1.

TEL. : EUS 4982

PERSONAL SHOPPERS

WELCOME.
ORDERS ACCEPTED M/A
FROM COLLEGES, SCHOOLS,
LABORATORIES, ETC.

LASKY'S RADIO

SPECIAL OFFER

SAVE POUNDS! ORDER BY POST IF YOU CANNOT CALL

Its performance will amaze you!

LASKY'S NEW 1956 AM/FM SUPERHET RADIOGRAM CHASSIS

Very latest circuit covering L, M, and S wavebands as well as F.M. 8 valve p.p. output, Ferromagnetic aerial, p.u. sockets, ext. speaker sockets and provision for electrostatic Tweeter. Magic eye tuning indicator.

For A.C. mains 200-250 v. Valve line up: ECC85, ECH81, EF89, EABC80, ECC82, two 6BW6 (p.p.), 5Y3 rect. Incorporates latest Gorler F.M. components including the well-known front end UT340. Large full vision dial, actual size 14 1/2 x 6in. Overall measurements of complete chassis, 15 x 7 1/2 x 8in. high.



LASKY'S PRICE

26 GNS.

Carriage 10/6 extra

3-WATT MIDGET A.C./D.C. AMPLIFIER. PUSH-PULL.

VERY HIGH GAIN. 4 valves; 2 UL41 in push pull, 1 UCH42 and 1 UAF42. Input voltage 100/100 A.C./D.C. Very easily converted to 230 volts. Supplied with circuit diagram and all details. Size 9 x 4 x 4in. Uses two metal rectifiers, one each RM2 and RM3. Ideal for ships, record players, tape recorders, home record players, baby alarms, etc., etc. Supplied complete fully assembled and wired, with four valves. **LASKY'S PRICE 65/-** Carr. free.



4-WATT A.C. AMPLIFIER KIT

Uses 1 each 6SL7, 6V6, 5Z4. All components, chassis, valves, output trans., mains trans. **£4/5/-** Carriage and packing 2/6. **INSTRUCTION BOOK** and shopping list, 1/- post free.

PLATED MIKE FLOOR STANDS, telescopic, folding base, height 3ft. to 5ft. 3in., 32/6. Post 3/6.

Post 3/6.

OVER 50,000 VALVES

One of the largest stocks in England. All makes and types, B.V.A. and ex-Govt. Also C.R. Tubes.

HIRE PURCHASE TERMS AVAILABLE

On certain items. Write stating requirements.

TAPE DECK MOTORS

Anti-clockwise, shaded pole. Special offer. Limited quantity only. COLLARO, 25/-; GARRARD, 26/6. Post extra.



FAMOUS MAKE 3-SPEED TRANSCRIPTION MOTORS

All component parts can be supplied for building this handsome unit at home. Heavy lathe turned non-ferrous turntable with rubber mat, metal motor board size 12in. x 13in., 4-pole motor, etc. Condenser starting. All parts brand new and available separately, list on request. **CAN BE ASSEMBLED BY YOU IN ABOUT ONE HOUR** at a cost of **£6.19.6** Full assembly instructions and diagram supplied.

OSRAM 912 & MULLARD 510 AMPLIFIERS — BUILT ON T.C.C. PRINTED CIRCUITS

All specified components are used and you have your choice of transformers and chokes by Partridge, Haddon, W/B or Ellfson. Demonstrations given any time.



MULLARD 510 AMPLIFIER, built on T.C.C. printed circuit, supplied fully assembled complete with valves, ready for use. Price, depending on make of transformers used,

15 Gns.

Printed Circuit separately, 22/6. New Mullard Amplifier Book, 3/6.

OSRAM 912 AMPLIFIER, built on T.C.C. printed circuit, supplied fully assembled complete with valves, ready for use. Price depending on make of transformers used,

19 Gns.

Printed Circuit separately, 50/-; Book of the Osram 912, price 4/-.

All components for either above amplifiers supplied separately. Price Lists on request.

HI-FI ELECTROSTATIC SPEAKERS



Popularly known as "Tweeters." An absolute **MUST** for FM reception, high quality L.P. recordings and television sound reproduction. Easy to fit to any radio, TV receiver, or amplifier. Supplied with full data and circuit diagram.

LSH100 (as illus.), 7-18 kc/s., 20 db., inherent cap. 1,100 p.f. For outputs up to 20 watts. Size: 5 x 4 x 3 1/2 in., **21/-**

LSH518. As above, for outputs of 10-12 watts (wide angle sound distribution). Size: 7 x 2 x 3 1/2 in. Price **17/6.**

LSH75. Inherent cap. 800 p.f. For outputs up to 6 watts. Size 3 x 3 x 3 1/2 in., **12/6.**

All post free.

SPECIAL OFFER OF PICK-UPS

Standard play. Offered at **ALMOST HALF PRICE** Goldring Bantam 25/- magnetic, post free

P.M. SPEAKERS

Large stocks of all sizes A few examples:—
Blac. Elliptical, 7 x 4 19/6
Plessey 12in. 32/6
2 1/2in. miniature 17/6
6 1/2in. 19/6

PICK-UPS, HEADS, ARMS

L.P. or standard, by Collaro, Garrard, Goldring, Acos, B/J., Decca, etc., all types. Full stocks of all styli.

DRILLED CHASSIS AND DIAL ASSEMBLY

Size 13 1/2 x 7 x 2 1/2 in., drilled for five latest type miniature valves, mains trans., I.F., etc. Dial 13 x 14 in., for horizontal or vertical mounting. Spin wheel tuning. All pulleys and spindle supplied. **LASKY'S PRICE 19/6** Post 3/-.

ALUMINIUM CHASSIS

18 S.W.G., undrilled, 4 sides, reinforced corners. Depth 2 1/2 in.
6 x 4 4/- 12 x 8 7/- 16 x 10 8/3
8 x 6 5/- 14 x 9 7/6 12 x 3 4/9
10 x 7 6/- 16 x 9 8/- 12 x 6 6/6
Post 1/- per chassis extra

GANG CONDENSERS

.0005, less trimmers.
2-gang, standard, 5/6 min., 6/6.
3-gang, standard, 7/6 min., 10/6.
4-gang, standard, 10/6.
With Trimmers:
2-gang, standard, 7/11, min., 7/6.
Post extra.

PORTABLE GRAM AMPLIFIER

Uses 3 latest miniature valves, U78, N78, DH77 Volume, bass and treble controls; extension L.S. socket and internal L.S. switch, indicator lamp. Mounted on wood baffle, overall size 14 x 4 1/2 in. with speaker centralised. All top quality new components. For A.C. mains, 200-250 v. Ideal for portable record players, input will match Monarch, RC54, RC3/554, etc. Price, complete with 3 new Osram valves, 7 x 4in. Goodmans elliptical speaker, metal speaker grille, mains lead, and knobs. **£5.9.6** Post and Pkg. 5/-.



LATEST BRENNEL TAPE EQUIPMENT

The DECK. Three-speed, 3 1/2, 7 1/2 and 15in. per sec., three motors, record and play-back. **18 Gns.** All latest refinements. The AMPLIFIER Mk. II. 5 watts, for use with 3 ohms speakers. Magic eye, high fidelity. **18 1/2 Gns.**

The CARRYING CASE, £5/18/- Write for full details.

RECORDING TAPE

Kraft base, length 1,200ft. Cyldon metal spools, 12/11. Post 1/- All makes of Tape stocked—Scotch Boy, EMI, Grundig, Puretone, Ferrograph, Basf, Agfa, Gevaert, All types of spools stocked.

CYLDON TAPE SPOOLS 5in., each 1/6.

MORE MONEY-SAVING LASKY BARGAINS ON NEXT PAGE

RADIO · TELEVISION · HI-FI · ELECTRONICS · RECORDERS

**LASKY'S
RADIO**

**SAVE POUNDS ON THIS FINE
6-valve RADIOGRAM CHASSIS**


Famous maker's surplus. Brand new and complete, six valves, 3-wave superhet, 13-50 m. short 200-550 m. medium, 1,000-2,000 m. long. Brand new Mullard valves ECH42, EF41, L63, EB42, 6V6, g.t., EZ40, and finest quality components. Gram. switch 453 Kc/s I.F. tone control, 3-colour dial. Overall size: 13½ x 3, height 12½ in. Aperture required for dial and controls. 11 x 3½ in. Complete with valves, output trans., knobs, etc.



LASKY'S PRICE
£10/19/6

Carr. and pkg. 7/6 extra.

V.H.F./F.M. TUNERS



THE "EMPRESS"

This high-grade unit is complete with power supplies and will transform your present A.M. radio set or radiogram into a modern V.H.F. receiver. Incorporates the latest Gortler components, including the permeability tuned front end. Freq. coverage 86-103 Mc/s. Two controls. Valve line-up: ECC85, two 6BJ6, 6AL5, EZ80. CHASSIS only, **£13/15/-** Post 3/6.



DULCI F.M. TUNER

Incorporates its own power supply and provides complete F.M. coverage, including Police, Fire Brigades, etc. Operates with most radio receivers and any make of Amplifier. Valve line up: ECC85, two EF89, EABC80, 6X4 (Rect.), EM80 Indicator. Incorporates GORLER Inductance Tuning Heart, and magic eye tuning indicator. Dial 10½ x 6in. Overall size of chassis: 9 x 6 x 5½ in. high.

£16/16/- Carr. & Pkg. 7/6.


12-CHANNEL TV TUNER

Famous make. Covers Bands I and III. Complete with valves EF80 and ECC81. Ceramic valveholders, finest quality components, precision made. Switch and fine tuning. I.F. output 20-25 Mc/s. Freq. coverage 50-87 Mc/s and 175-215 Mc/s. Supplied with full details and circuit diagram. Post 3/6. Knob 2/9 extra.

89/6

IN CABINET, as illustrated, with magic eye tuning indicator. **£17/17/-** Post 3/6.

This Tuner can be built for 10 gns. **HANDBOOK** giving full details for home construction, 2/6 post free. *All components available separately for home construction.* Front end UT340 59/5. Chassis, drilled, 10/- . Dial and drive assembly, 37/6. I.F. Trans. UF376, 7/- . Ratio/Det. URF377, 10/6. Full list on request.



**"THE UNIVERTER"
FOR ALL AREAS**

A Band III Converter for home-constructed or factory-made Band I receivers. Uses two 6AM6, one 12AT7, one 6X4. Contains its own power supply. Com. **£8/10/-** Complete unit, in Cabinet. Post free.

**TELETRON BAND III
CONVERTER COIL SET**

For use with TRP and superhet Band I TV receivers. Uses two Z719. Circuit, wiring diagram, alignments, full details with each set **15/-** Post 1/6.

**TELETRON BAND III
CONVERTER MK. I**

The complete Kit to build this Converter. drilled chassis, condensers, resistances coils, 2-E880 valves, etc., **48/6** Post 1/6. Full instructions and circuit diagram supplied. Drilled chassis only. 3/9.

**TELETRON BAND III
CONVERTER MK. II**

Uses latest type valves, Cathode R.F. amp. and triode pentode F.C. EOC84 and BC82 etc. The COIL SET, **17/6**

Complete Kit of parts. Including valves, drilled chassis and diagram, 59/6. Post 1/6. Circuit Diagram only. 3d.

**VALRADIO BAND III
TUNERS**

Full range in stock. Price £6. Post extra.

**FERROMAGNETIC
RODS**

With full instructions for winding a high "Q" aerial, post free, **5/11**

**LASKY'S RECORD VALUE
IN 3-SPD. AUTO-CHANGERS**

**SPECIAL
OFFER!
FAMOUS
MAKE 3-SPD.
AUTO-
CHANGERS**



Latest model. Brand new and unused, in makers' cartons. Complete with turnover crystal pick-up. Incorporates automatic record size selection (mixer). Cabinet space required: 14 x 12½ x 4in. above and 2½ in. below motor board. Cream and brown enamel finish. Complete with instruction book. Limited quantity only.

LIST £14/13/- . LASKY'S PRICE **£8/19/6**

Carr. 5/- . CABINETS AVAILABLE. Prices on request.

**FAMOUS MAKE 3-SPD.
AUTO-CHANGERS**

Latest model. Full length arm with two Decca XMS heads. Limited number only. List £20/15/- .

LASKY'S PRICE **15 gns.**

Also available with GC.2 turnover crystal head at same price. Carriage 5/- .

COLLARO RC.54

3-speed High Fidelity Mixer Changer, Studio O crystal turnover pick-up.

LASKY'S PRICE **£9/19/6**

Carr. 3/6. Also supplied with Studio P crystal pick-up. 15/- extra.

**B.R.S. MONARCH 3-SPD.
AUTO-CHANGERS**

**LATEST MODEL
NEW IN MAKER'S
CARTONS**

Takes 10 records of all sizes (mixed) in one loading. HGP.37 crystal turnover pick-up. Cream finish.


LASKY'S PRICE **£7/19/6**

Post 3/6.

**SPECIAL OFFER
FAMOUS MAKE 3-SPD.
SINGLE RECORD
PLAYER**

A.C. mains, complete with two Decca XMS iff high fidelity pick-up heads. Limited quantity only. List £14/14/- . LASKY'S

PRICE **12 gns.**



DENCO F.M. FEEDER UNIT

Uses 6AM6, 12AJ8, EB91, and two 6BA6. Complete parcel, **£6/7/6**

Post extra. **DATA BOOK** 1/6 post free. All components available separately.

DENCO F.M. COMPONENTS

Coils, each, 3/11. I.F.s, each, 7/- . Ratio Discriminator, 12/6. Chassis and Screens, 7/6. Dial and Drive, 9/- . VALVES, complete set of five, 42/6. Post 1/- .

JASON F.M. TUNER

Special Parcel containing Data Book, chassis, dial and drive, tuning condenser, full set of coils, I.F.s, ratio detector, etc., **68/9** Post 2/6.

Book only, including itemised price list 2/- , post free. This Tuner uses four 6AM6 and two crystals, and can be built for £6/15/- , plus 2/6 post.

We can also supply this Unit built by the Jason Co., aligned and tested, for £15/17/- including Purchase Tax.

HI-FI AMPLIFIERS

LEAK, Point One	£28 7 0
LEAK, TL12	43 gns.
ROGERS Minor	£12 17 6
ROGERS Junior	£26 0 0
TRIKETTE	£16 10 0
ACOUSTICAL QUD	£42 0 0
GRAMPIAN 510	£21 0 0
UNITELEX	£8 18 6
UNITELEX-UNISON UL3	£11 0 6

CERAMIC CONDENSERS for F.M. All values 9d. each.

● HIRE PURCHASE TERMS on certain items. Write stating requirements.

MORE MONEY-SAVING LASKY BARGAINS ON NEXT PAGE

EVERYTHING FOR HOME CONSTRUCTOR & SERVICEMAN

SPECIAL OFFERS OF CABINETS

BUREAU RADIOGRAM CABINETS
Handsome design, solidly constructed, beautiful Walnut veneer finish, generous record storage space. Further details and illustrations on request.
LASKY'S PRICE 14 gns. Carriage 17/6. Available on H.P. Terms.

OCTAGONAL SPEAKER CABINETS

Special design for use with the G.E.C. metal cone speaker. Exactly per specification. Carriage 6/6. **£12/10/-**

SPECIAL OFFER! GOODMAN'S "M" type OUTPUT TRANS.

30 watts, 10,000 ohms. 3x15 ohms. Listed at **£4 LASKY'S PRICE 45/-** Post 3/6.

MAINS TRANSFORMERS

- All 200-250 v. 50 c.p.s. primary, finest quality, fully guaranteed.
- MBA/3. 350-0-350 v. 80 mA. 6.3 v. 4 a., 5 v. 3 a. Both filaments tapped at 4 volts. 18/-
- MBA/6. 235-0-235 v. 100 mA. 6.3 v. 3 a., 5 v. 2 a. With mains tapping board, 22/6
- MBA/7. 230-0-230 v. 80 mA. 6.3 v., 3 a., 5 v., 2 a. Both filaments tapped at 4 volts, 18/-
- MBA/10. 500-0-500 v. 150 mA. 6.3 v. 4 a., 5 v. 3 a., 22/6
- AT/3. Auto trans. 0-10-120, 200-230-230 v., 100 watts, 17/6.

OUTPUT TRANSFORMERS

- Min. type (384, etc.) 3/6
- Midget 3/3. Multi ratio. 3/11
- Standard pentode, 4/6.

All other types by Partridge, Ellison, Haddon, Farneco, etc.

SPECIAL OFFER. MINIATURE OUTPUT TRANSFORMERS. Overall dim.: 1/2 x 1/2 x 1/2 in. For use with hearing aids, transistors, etc. 3/11.

FILAMENT TRANSFORMERS

- 6.3 v. 1.5 amp. 5/11
- 6.3 v. 3 amp. 7/6
- 200-250 v., special 0-30 v. tapped, all voltages at 2 amps. 18/-

BRISTMORS			
CZ1	CZ2	CZ3	WX6
2/6	1/6	6d.	1/6

LARGE STOCKS OF BAND III AERIALS OF ALL TYPES

- KING PIN, indoor loft 7/6
- WOLSEY MINOR, indoor loft 112/6
- WOLSEY TWIN-LOFT, combined 112/6
- Bands I/III 17/6
- AERIALITE 3-element loft 32/6
- AERIALITE 5-element loft 42/6
- LABGEAR, 3-element loft 19/6
- LABGEAR, combined Bands VIII 27/6
- Outdoor Bands III Aerials for fitting to existing masts:—
- AERIALITE, 3-element 30/-
- AERIALITE, 4-element 36/6
- AERIALITE, 5-element 42/6
- Wall-hitting Bracket and Arm, 20/- extra.
- Chimney hating and Mast, 32/6 extra.
- Antiference, Belling Lee, K.A., Transvision and other well-known makes of Aerials in stock.
- CROSSOVER BOXES: Labgear, 15/-
- Antiference, 12/6. Wolsey 15/-
- Belling Lee Duplex, 12/6.
- CO-AXIAL CABLE, semi-air spaced, yd. 9d.
- AERAXIAL, yd. 10d.
- 300 ohms FEEDER, yd. 9d.

AERIAL MASTS

2 tees, section, extending to 15ft. Complete with guys, etc., 25/- Carriage 3/6.

AERIAL RODS

Steel, heavily copper-plated. Any number fit together. 12in. long 2/6 doz., post free.

★ LASKY'S RADIO CONSTRUCTOR PARCELS



With choice of Cabinets as illustrated.



PARCEL No. 1

Contains everything to build a 4-valve 3-wave superhet for 200/230 A.C. mains. Uses 6K8, 6K7, 6C7, 6V6 valves. Attractive wood cabinet, walnut veneer, or plastic cabinet as illustrated. Size 12x6 1/2 x 5 1/2 in. deep. **CAN BE BUILT FOR £7/19/6** Cartr. and packing 2/6.

PARCEL No. 2

Contains everything to build a T.R.F. 3-valve set for 200/230 A.C. mains, medium and long wave. Uses 6K7G, 6J7, 6V6, and metal rectifiers. Neat plastic cabinet, walnut or ivory finish, or wood cabinet. Size 12x6 1/2 x 5 1/2 in. deep. **CAN BE BUILT FOR £5/10/-** Carriage and packing 2/6.

INSTRUCTION BOOK for either above sets, 1/- post free.
CABINETS ONLY, plastic or wood, 17/6. Carriage 2/6.
All components available separately

★ COMPLETE PROJECTION TV UNITS ★

(Mullard). Consisting of optical unit and E.H.T. unit, complete with valves and c.r. tube.
LASKY'S PRICE £21
Carriage 21/- extra. Limited quantity only. Full details on request.

VALUE IN MAGNIFICENT TV CABINETS

THE DE LUXE. Complete with mask, glass, castors, shelf, bearers, C.R.T. neck end protector, back, speaker, fret and baffle board. Finished in beautiful figured medium light or dark walnut veneer, with high polish. Suitable for most home constructor TV Receivers, including the "Viewmaster," "Practical Television," "Tele-King," "Magnaview," "Wireless World," etc. Supplied with cut-out for 14in., 16in. and 17in. C.R. tubes at no extra cost. An allowance of 4/6 will be made if the mask is not required.



Inside dim.: Depth 16 1/2 in., width 17 1/2 in., Height 28 in. Overall height 32 in. Width 18 1/2 in. Adaptor frames for fitting 9 in. or 10 in. C.R. tubes available if required
LASKY'S PRICE £8/10/- Carriage 12/6.



THE ROTHESAY. Outstanding contemporary design. Absolutely rigid construction throughout with the finest laminated woods, veneered in walnut, polished light, medium or dark shade. Fitted with gold anodised speaker grille. C.R.T. aperture frame is detachable, supplied to suit any size tube to order. **NOTE SIZES:**
Outside dim.: 34 1/2 in. high, 21 1/2 in. wide, 21 1/2 in. deep. Inside dim.: 18 1/2 in. wide, 19 1/2 in. deep. Size of top: 22 1/2 x 21 1/2 in. Thickness 1 1/2 in.
LASKY'S PRICE £9/19/6 Carriage 15/- extra. **WITH FULL-LENGTH DOORS** veneered both sides, polished to match the cabinet and mounted with full-length piano hinges. £14/9/6. H.P. Terms arranged for any of above Cabinets.

TRANSISTORS & GERMANIUM DIODES

All types in stock.

SPEAKER FRET

Large selection. Plastic, tygan, cloth, expanded metal.

Five frequency ranges: 18.5-7.5 Mc/s.; 7.5-3.0 Mc/s.; 1,500-600 kc/s.; 500-200 kc/s.; 203-75 kc/s. Supplied in maker's original wood transit case.

LASKY'S PRICE
BRAND NEW £11 19 6
Secondhand, Grade 1, 29/19/6. Grade 2, 27/19/6. Carriage 17/6 extra. Including 10/- returnable on packing case.

ASSEMBLED POWER PACK-OUTPUT STAGE FOR R.1155 RECEIVER.
For use on 200-250 v. A.C. mains. Complete with two valves. In metal case, size: 12x7x5 1/2 in. 79/6. Carriage 5/-.
Lower Pack for above. Fitted with 6 1/2 in. p.m. speaker. 25/5/- Carriage 5/-.

MAKERS' SURPLUS TV COMPONENT BARGAINS

- WIDE ANGLE 38 mm.**
- Line E.H.T. trans., ferro-cube core, 9-16 kv. 25/-
- Scanning Coils, low imp. line and frame Ferro-cube cored Scanning Coils and Line Output Trans., 10-13 kv, EY51 winding. Line Trans. incorporates width and linearity control. Complete with circuit diagram, the pair. 25/-
- Frame Output Transformer 10/6
- Scanning Coils low imp. line and frame 17/6
- Frame or line blocking osc. transformer 4/6
- Focus Magnets Ferro-cube 18/6
- P.M. Focus Magnets, Iron Core'd. 19/6
- Duomag Focallisers 22/6
- 300 m/a. Smoothing chokes 15/-
- Electromagnetic focus coil, with combined scan coils 25/-

STANDARD 35 mm.

- Line Output Transformers, No. E.H.T. 12/6
- Line Output Transformers 6.8 kv. E.H.T. and 6.3 v. winding Ferro-cube 19/3
- Scanning coils, Low imp. line and frame 12/6
- Ditto by Igranite 14/6
- Frame or line blocking oscillator transformer 4/6
- Frame output transformer 7/6
- Focus Magnets: Without Vernier 12/6
- With Vernier 17/6
- Focus Coils, Electro-magnetic 12/6
- 200 m/a. Smoothing chokes 10/6

MIN. CRYSTAL DIODES

- Glass type, wire ends, each 1/6.
- GEX.34 and equivalent types, various makes, 3/6

C.R.T. MASKS

- 12in. RUBBER, complete with armour plate glass. Dustproof. Black 7/6. White 10/-
- PLASTIC MASK. 14in. 6/6. 7in. 7/6. De Luxe, 17in., 15/-
- E.E. 16in. POLYSTYRENE. List 42/-
- LASKY'S PRICE 29/6.** Post extra.

12in. MOULDED IMPLOSION GUARDS 7/3. Post extra.

CONDENSERS & RESISTORS. FULL RANGE OF TYPES IN STOCK.

R1155 RECEIVERS

NOW AVAILABLE ON EASY TERMS



LASKY'S RADIO

LASKY'S (HARROW RD.) LTD.

Open all day Saturday.
42 TOTTENHAM COURT ROAD, W.1.
Between T.C.R. and Goadge St. Sins. MUSEum 260 5

Early closing: Thursday.
370 HARROW ROAD, PADDINGTON, W.9.
(Opposite Paddington Hospital) CUNningham 1979/7214.

ALL MAIL ORDERS TO HARROW ROAD PLEASE

Mail order telephone—LADbroke 4075



**Fidelity reproduction
starts at this point. .**

This is the starting point of "pleasant fidelity"; the first link in the reproduction chain of so many of to-day's fine radiograms and players.

This is the point where the full beauty, richness and "presence" of the modern recording are recreated; where electronic know-how and the finest precision engineering speak for themselves.

This is the point where radio and gramophone manufacturers who wisely use the Monarch forget after-sale worries. Worldwide independent reliability tests have proved the Monarch lasts a lifetime.



A skilled operative carrying out the final mechanical and electronic test.

MONARCH
World's most wanted Autochanger



BIRMINGHAM SOUND REPRODUCERS LTD., OLD HILL, STAFFS

11a
A97

Wireless World

ELECTRONICS, RADIO, TELEVISION

Managing Editor: HUGH S. FOCOCK, M.I.E.E.
Editor: H. F. SMITH
Assistant Editor: F. L. DEVEREUX, B.Sc.


MARCH 1956

In This Issue

Editorial Comment	103
Components Show	104
World of Wireless	105
Transistor Operating Conditions .. <i>W. T. Cocking</i>	109
Experimental Colour Receiver <i>H. A. Fairhurst</i>	112
Manufacturers' Products	118
Magnetic Tape Amplifier <i>A. W. Wayne</i>	120
Television Signal Recording <i>W. Woods-Hill</i>	127
Mathematics "Cathode Ray"	131
Short-wave Conditions	133
Simplified Band III Converter <i>O. E. Dzierzynski</i>	134
Letters to the Editor	139
Miniature Transmitter Receiver <i>C. H. L. Edwards</i>	141
Ionosphere Review 1955 <i>T. W. Bennington</i>	145
March Meetings	147
Random Radiations By "Diallist"	148
Unbiased By "Free Grid"	150

VOLUME 62 NO. 3
PRICE: TWO SHILLINGS
FORTY-FIFTH YEAR
OF PUBLICATION

PUBLISHED MONTHLY (4th Tuesday of preceding month) by ILIFFE & SONS LTD., Dorset House, Stamford Street, London, S.E.1. Telephone: Waterloo 3333 (60 lines). Telegrams: "Ethaworld, Sedist, London." Annual Subscription: Home and Overseas, £1 12s. 6d. U.S.A. and Canada \$5.00. BRANCH OFFICES: BIRMINGHAM: King Edward House, New Street, 2. Telephone: Midland 7191. COVENTRY: 8-10, Corporation Street. Telephone: Coventry 5210. GLASGOW: 26a, Renfield Street, C.2. Telephone: Central 1265. MANCHESTER: 260, Deansgate, 3. Telephone: Blackfriars 4412. OVERSEAS OFFICES: U. S. A.: 111 Broadway, New York, 6, N.Y. Telephone: Digby 9-1197. CANADA: 74, College Street, Toronto, 2, Ontario. Telephone: Walnut 4-5631.



dual
dual
↓ ↓
trace

oscilloscope mark 2

... two input signals displayed for direct comparison and their characteristics accurately measured by the turn of a knob ... such are the facilities and convenience afforded by the Mullard Dual Trace Oscilloscope, type L.101.

Well-engineered and reliable, the L.101 Oscilloscope is the oscilloscope where the demand is for a high grade general purpose instrument. It employs two identical amplifiers with bandwidths of 4 Mc/s irrespective of sensitivity. Each amplifier is aligned for good transient response, has a rise time of 0.1 μ sec, and a maximum sensitivity of 20 mV pk-pk/cm.

The time base may be free running, synchronised or triggered. Its velocity is continuously variable between 0.1 μ sec/cm and 10 msec/cm. Both time and voltage may be measured by the nul method and a well-regulated power supply preserves calibration accuracy.



mark 2 features

- **Post Deflection Acceleration** gives a brighter display at low repetition rates.
- **R. C. Probe** ensures that only negligible damping is imposed on high impedance circuits. (This probe is also available to users of the Mark 1 model.)
- **Improved Triggering Circuit** starts the time base with the minimum delay from either positive or negative signals of only 1½V amplitude.

Full details of the L.101 Mark 2 are readily available from Mullard at the address below or from any of their distributors.

Belfast: James Lowden & Co. Ltd., Tel. 57518. **Birmingham:** Gothic Electrical Supplies Ltd., Tel. CEN 5531.

Bristol: T. Neesham & Co. Ltd., Tel. 22732. **Glasgow:** Land Speight & Co. Ltd., Tel. CEN 1082.

Manchester: F. C. Robinson & Ptners. Ltd., Tel. Chorlton 5366. **Newcastle:** Electricals Ltd., Tel. 28517.


London: Mullard Equipment Division, Tel. CHA 8421.

Mullard



SPECIALISED ELECTRONIC EQUIPMENT

MULLARD LIMITED, EQUIPMENT DIVISION, CENTURY HOUSE, SHAFTESBURY AVENUE, LONDON, W.C.2



Use

BRIMAR

Teletubes

Radio Valves

and

Special

Components

• METAL RECTIFIERS

• BRIMISTOR
CURRENT SURGE
RESISTORS

• GERMANIUM DIODES

• TRANSISTORS


for best results
specify **BRIMAR**

AT LAST... **acos** G.P. 61


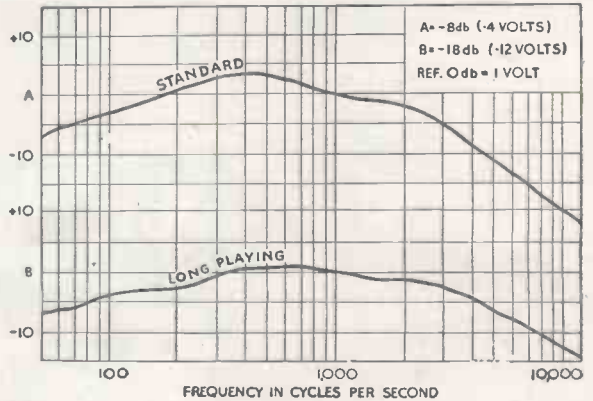
A **CERAMIC** PICK-UP CARTRIDGE WITH ALL THE ANSWERS...

- FOR ALL CLIMATIC CONDITIONS ✓
- MECHANICAL ROBUSTNESS ✓
- SMOOTH RESPONSE ✓
- LOW HARMONIC AND INTERMODULATION DISTORTION ✓
- HIGH NEEDLE TIP COMPLIANCE ✓
- GOOD OUTPUT ✓

THE CARTRIDGE WITH A WORLD-WIDE APPEAL



Here it is at long last—a ceramic gramophone pick-up cartridge that will readily withstand the rigours of climatic extremes of temperature and humidity and yet has all the other virtues hitherto not associated with ceramic-type pick-ups. Consider the features listed above; they add up to a very good pick-up by any standards and represent a genuine triumph for Cosmogord research and production. The G.P.61 is of the turnover type and the easily replaceable cantilever styli are so designed and mounted as to damp out completely any stylus or other resonance.



... always well ahead

ACOS devices are protected by patents, patent applications and registered designs in Great Britain and abroad.

COSMOGORD LIMITED · ENFIELD · MIDDX · TEL: ENfield 4022

‘BELLING-LEE’ NOTES

Winter Hill Transmissions.

We are truly indebted to the engineers of Marconi's Wireless Telegraph Company for their assistance in the erection of our aerial array at Winter Hill and we are optimistic that we will be able to adhere to our schedule, in which case we will have been transmitting for over a month by the time you read this column. Times of transmissions:

Weekdays 10.00 a.m. to 1.00 p.m.
2.00 p.m. to 5.30 p.m.

Saturdays 10.00 a.m. to 1.00 p.m.
No transmission Sundays or bank holidays.

Do please send reports to us in Enfield, each will be acknowledged by a Q.S.L. card.

Because of the mountainous nature of the terrain to the north and east, reports from this site will be more useful than ever before. There are so many important "pockets" of population in the valleys and on hillsides remote from the transmitter that reception is bound to be patchy. Many more will have heard of the difficulties of the reception of Holme Moss in Hebden Bridge than have experienced it, yet Hebden Bridge is only twelve miles from that most efficient transmitter. There may be many localities like that but the industry is learning that what we have written so often about standing waves, can be applied to band III to a far greater extent than to band I.

Finding the Signal.

A prominent radio engineer telephoned us the other day, admitting that he had "taken with a pinch of salt" our often repeated statement that if you don't find a good signal where you first put your aerial, change its position. We often have to "probe" the roof area till we find a signal, then fix the aerial in that position. This engineer came to the conclusion that the only place on his roof where there was a signal was four feet higher and eight feet to one side of where he wanted to fix his aerial. He admitted that he could hardly believe it but he was convinced against his will. "If at first you don't succeed try, try, try again" then write to us.

Advertisement of
BELLING & LEE LTD.
Great Cambridge Rd., Enfield, Middx.
Written 23rd. January, 1956


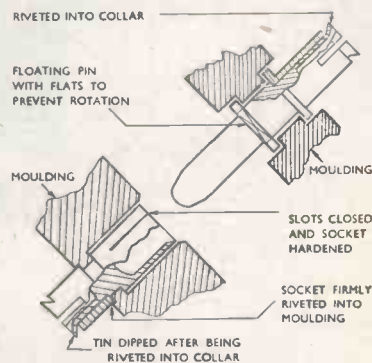

‘BELLING-LEE’ UNITORS

Inter-unit connectors for 4 to 25 contacts

These Unitors are now widely used to facilitate the uncoupling of sub-assemblies for servicing or replacement. They conform to R.C.S. 321 and have Joint Service and A.R.B. approval.

Each coupling consists of a block of plugs and one of sockets, arranged so as to be non-reversible. Bodies are moisture and tracking-resistant, being moulded from a nylon-filled phenolic material. Pins are of high grade brass silver-plated. Hard gold-plated pins for lower contact resistance will be available shortly as an alternative finish. Pins carry 3 amp, but each block has two larger pins carrying 10 amp each. All pins are fully floating. Sockets are of differentially hardened beryllium copper; solder spills of both plugs and sockets are slit to facilitate soldering.

Dic-cast light alloy covers provide a flex lead connector. Newer types of covers and retainers are under development and these will be freely interchangeable with all existing types, which will be continued as standard until the new versions are freely available.



LIST NO.	PINS	BODY SIZE
L.653/P&S	4	1.7/16" x 13/32"
L.654/P&S	8	1.31/64" x 37/64"
L.655/P&S	12	1 1/4" x 25/32"
L.656/P&S	18	2" x 27/32"
L.657/P&S	25	1 3/8" x 1.3/16"

Working volts: 500V. Peak, pin to pin

U.K. Pat. 649,739. French Pat. 990017. Swiss Pat. 277799



BELLING & LEE LTD
GREAT CAMBRIDGE ROAD, ENFIELD, MIDDX., ENGLAND

Telephone: Enfield 3322 • Telegrams: Radiobel, Enfield

NEW! THE PRACTICAL WAY

of learning **RADIO • TELEVISION • ELECTRONICS**

2-stage receiver

Power Supply unit

3-stage T.R.F. Receiver

Special units

Instructional lesson manuals


Complete 5 valve Superhet 3-wave band receiver suitable for A.M. or F.M. reception

COMPLETE EXPERIMENTAL COURSE in RADIO ENGINEERING and SERVICING

An entirely new series of courses designed to teach Radio, Television and Electronics more quickly and thoroughly than any other method. Specially prepared sets of radio parts are supplied and with these we teach you, in your own home, the working of fundamental electronic circuits and bring you easily to the point when you can construct and service radio receivers, etc.

Whether you are a student for an examination; starting a new hobby; intent upon a career in industry; or running your own business — these Practical Courses are ideal and may be yours at very moderate cost.

With these outfits, which you receive upon enrolment and which remain your property, you are instructed how to build basic Electronic Circuits (Amplifiers, Oscillators, Power Units, etc.) leading to designing, testing and servicing of complete Radio and Television Receivers.



FILL IN COUPON FOR **FREE** PROSPECTUS

NEW TELEVISION COURSE including a complete set of equipment dealing with the design, construction and servicing of a high quality television receiver.
 Courses (with equipment) also available in many other engineering subjects.

COURSES FROM 15/- PER MONTH

To E.M.I. INSTITUTES,
 Dept. 127X, Grove Park Road, London, W.4.
 Please send me your **FREE** book on Practical Courses.

Subject(s) of interest _____

NAME _____

ADDRESS _____

MAR 55 IC.68A

EMI INSTITUTES

An educational organisation serving the E.M.I. Group of Companies which include "HIS MASTER'S VOICE," MARCONIPHONE, COLUMBIA, ETC.



QY3-65

V.H.F. POWER TETRODE

*a new addition
to a popular range*



This new tetrode, the QY3-65, embodies a similar technique and construction to the Mullard range of all-glass transmitting valves which are already well established in communications and industry. It has an anode dissipation of 65 watts and a maximum frequency of 250 Mc/s and is directly interchangeable with the American 4-65A.

Relatively high outputs can be obtained from the QY3-65 at low anode voltages, and its quick heating filament allows power consumption during standby to be reduced to a minimum.

Write for detailed information on this valve, power triodes and other tetrodes made by Mullard.

MAXIMUM OPERATING CONDITIONS (CLASS C AMPLIFIER) AT 50 Mc/s									Maximum frequency at reduced ratings (Mc/s)
Valve	Type	V _a (V)	V _{g1} (V)	I _a (mA)	I _{g1} (mA)	V _{in} (peak) (V)	P _{load} (W)	η	
QY3-65 (CV1905)	TETRODE	3000	-100	115	10	170	224	81	250
TY2-125 (CV1924)	TRIODE	2500	-200	205	40	390	310	76	200
QY3-125 (CV2130)	TETRODE	3000	-150	167	6.5	300	300	75	200
QY4-250 (CV2131)	TETRODE	4000	-225	312	9	374	800	80	120

Mullard

MULLARD LTD., COMMUNICATIONS & INDUSTRIAL VALVE DEPT.,
CENTURY HOUSE, SHAFTESBURY AVENUE, LONDON, WC2



Yes, MARCONI'S
have just what
is needed!

Marconi instruments include a wide range of Signal Generators designed to meet practically every requirement.



As the Signal Generator is the basic tool in radio research, it is not surprising that Marconi Instruments have had long and unrivalled experience in this fundamental field. Generators are available which will fulfil practically every requirement, and new types are continually being added to the already large range at present available.

F.M./A.M. SIGNAL GENERATOR
TYPE TF 1066

Carrier Frequency Range : 10 to 470 Mc/s. ● No spurious sub-multiple outputs; r.f. oscillator generates direct at carrier frequency on all bands. ● F.M. monitored and variable up to 100 kc/s deviation. ● A.M. monitored and variable up to 80% depth. ● Output Level variable from 0.2 μ V to 200 mV. ● Precision Incremental Tuning with frequency change indicated on a directly-calibrated meter.

MARCONI
INSTRUMENTS

AM & FM SIGNAL GENERATORS • OSCILLATORS • VALVE
VOLTMETERS • POWER METERS • Q METERS • BRIDGES
WAVE ANALYSERS • FREQUENCY STANDARDS • WAVEMETERS
TELEVISION AND RADAR TEST EQUIPMENT • AND SPECIAL
TYPES FOR THE ARMED FORCES

MARCONI INSTRUMENTS LTD., ST. ALBANS, HERTFORDSHIRE. TELEPHONE: ST. ALBANS 6160/9

30 Albion Street, Kingston-upon-Hull, Telephone: Hull Central 16144 19 The Parade, Leamington Spa, Telephone: 1408

Managing Agents in Export: MARCONI'S WIRELESS TELEGRAPH CO. LTD., MARCONI HOUSE, STRAND, LONDON, W.C.2, TC75R



**POST THE COUPON TODAY
FOR OUR BROCHURE ON THE
LATEST METHODS OF HOME
TRAINING FOR OVER
150 CAREERS AND HOBBIES**

THE ADVANTAGES OF E.M.I. TRAINING

- ★ The teaching methods are planned to meet modern industrial requirements.
- ★ We offer training in all subjects which provide lucrative jobs or interesting hobbies.
- ★ The student is taken carefully and thoroughly through his chosen subject.
- ★ A tutor is personally allotted by name to ensure private and individual tuition.
- ★ Free advice covering all aspects of training is given to students before and after enrolment with us.

NEW

**LEARN THE PRACTICAL WAY
— COURSES WITH EQUIPMENT**

With many courses we supply actual equipment thus combining theory and practice in the correct educational sequence. The equipment, specially prepared and designed, remains your property. Courses include: Radio, Television, Electronics, Draughtsmanship, Carpentry, Photography and Commercial Art, Amateur S.W. Radio, Electricity, Languages, Mechanics, etc.



Equipment supplied upon enrolment and remains your property.

PRIVATE AND INDIVIDUAL TUITION IN YOUR OWN HOME

Accountancy	Customs & Excise Officer	M.C.A. Licences Mechanical	Secretaryship
Advertising	Draughtsmanship	Engineering	Shorthand & Typing
Aeronautical Engineering	Economics	Motor Engineering	Sound Recording
Automobile Engineering	Electrical Engineering	Photography	Structural Engineering
Banking	Electronics	P.M.G. Licences	Tele-communications
Book-keeping	Fashion Drawing	Police Production	Television
Building	Heating & Ventilating Engineering	Public Speaking	Time & Motion Study
Business Management	Industrial Administration	Radar	Tracing
Carpentry	Journalism	Radio & Television Servicing	Welding
Chemistry	Languages	Radio Engineering	Writing
Civil Service	Marine Engineering	Refrigeration	Workshop Practice
Civil Engineering	Mathematics	Retail Shop Management	Works Management and many others.
Commercial Subjects		Salesmanship	
Commercial Art & Drawing		Sanitation	

Also courses for University Degrees, General Certificate of Education, B.Sc. Eng., A.M.I. Mech.E., L.I.O.B., A.C.C.A., A.C.I.S., A.M. Brit. I.R.E., A.M.I.I.A., City & Guilds Examinations, R.S.A. Certificates, etc.

Courses from 15/- per month

EMI

INSTITUTES

**THE ONLY POSTAL COLLEGE WHICH
IS PART OF A WORLD-WIDE
INDUSTRIAL ORGANISATION**

POST THIS COUPON TODAY

Please send without obligation your FREE book.

**E.M.I. INSTITUTES Dept. 127k,
Grove Park Road, London, W.4.**

NAME

ADDRESS

SUBJECT(S) OF INTEREST

(We shall not worry you with personal visits)


1A.C.1

1036



Wayne
Kerr

INSTRUMENTS




Price £150 net ex works (valve extra).

X-BAND OSCILLATOR TYPE S.381

Variable frequency oscillator for the range 3.0 to 3.55 cms. using a CV.2346 Klystron in a co-axial cavity. The output remains constant within ± 2 db over the whole frequency range and the power will be between 15 and 35 mW according to the valve employed. Frequency stability 2 in 10^4 and calibration 3 in 10^4 .

R.F. BRIDGE — TYPE B.601 15 Kc/s TO 5 Mc/s

A highly accurate transformer ratio arm bridge for the measurement of capacitance, resistance and inductance within the range 0.01 pF to 0.02 μ F, 10 Ω to 10 M Ω and 0.5 μ H to 50 mH. It can be used to measure complex impedances, balanced or unbalanced, or between any pair of terminals in delta formation.



Price £125 net ex works.




D.C. DECADE POTENTIOMETER — TYPE K.112

Five decades of Minalpha wire resistors arranged in potentiometer form to give ratios between 0 and 1 in steps of .00001. For ratios between 0.1 and 1, the accuracy is better than .01%. Total resistance 100,000 ohms—applied input voltage 300V maximum. The assembly is specially aged for long-term stability.

Price £225 net ex works.

FOR FURTHER DETAILS WRITE OR TELEPHONE

THE WAYNE KERR LABORATORIES LIMITED · NEW MALDEN · SURREY · MALDEN 2202



W. M. I. MEASURING OSCILLOSCOPE £ 49

FEATURES INCLUDE :

- ★ Accurate voltage measurement
- ★ Direct-coupled amplifiers
- ★ Wide bandwidth
- ★ Small size and portability
- ★ Wide time base range
- ★ Simplicity of operation


E. M. I. ELECTRONICS LTD. Instrument Division.

Hayes, Middlesex, England.

Telephone Southall 2468 Exts. 655, 857 & 1013



Ferranti Cathode Ray Tubes




The Electronics Department of Ferranti Ltd. manufactures a wide range of Valves and Cathode Ray Tubes for Radio and Television receivers. Illustrated is a 17" rectangular tube, one of a range of Cathode Ray Tubes available in all the popular sizes,

17"

FERRANTI LTD · GEM MILL · CHADDERTON · OLDHAM · LANCs

London Office: KERN HOUSE, 36 KINGSWAY, W.C.2

VORTEXION TAPE RECORDER



The amplifier, speaker and case, with detachable lid, measures 8½ in. x 22½ in. x 15¾ in. and weighs 30 lb.

PRICE, complete with WEARITE TAPE DECK £84 0 0

- ★ The play back amplifier may be used as a microphone or gramophone amplifier separately or whilst recording is being made.
- ★ The unit may be left running on record or play back, even with 1,750ft. reels, with the lid closed.

★ The total hum and noise at 7½ inches per second 50-12,000 c.p.s. unweighted is better than 50 dbs.

★ The meter fitted for reading signal level will also read bias voltage to enable a level response to be obtained under all circumstances. A control is provided for bias adjustment to compensate low mains or ageing valves.

★ A lower bias lifts the treble response and increases distortion. A high bias attenuates the treble and reduces distortion. The normal setting is inscribed for each instrument.

★ The distortion of the recording amplifier under recording conditions is too low to be accurately measured and is negligible.

★ A heavy mu-metal shielded microphone transformer is built in for 15-30 ohms balanced and screened line, and requires only 7 micro-volts approximately to fully load. This is equivalent to 20ft. from a ribbon microphone and the cable may be extended 440 yds. without appreciable loss.

★ The .5 megohm input is fully loaded by 18 millivolts and is suitable for crystal P.U.s, microphone or radio inputs.

★ A power plug is provided for a radio feeder unit, etc. Variable bass and treble controls are fitted for control of the play back signal.

★ The power output is 3.5 watts heavily damped by negative feedback and an oval internal speaker is built in for monitoring purposes.

POWER SUPPLY UNIT to work from 12 volt Battery with an output of 230 v., 120 watts, 50 cycles within 1%. Suppressed for use with Tape Recorder. **PRICE £18 0 0.**


3-WAY MIXER AND PEAK PROGRAMME METER

FOR RECORDING AND LARGE SOUND INSTALLATIONS, ETC.

One milliwatt output on 600 ohm line (.775V) for an input of 30 micro-volts on 7.5-30 ohm balanced input.

Output balanced or unbalanced by internal switch. The meter reading is obtained by a valve voltmeter with 1 second time constant, which reads programme level, and responds to transient packs.

Calibration in 2 db steps, to plus 12 db and minus 20 db referred to zero level. Special low field internal power pack supplies 8 valves including stabilising and selenium rectifier, consumption 23 watts.



Manufactured by

VORTEXION LIMITED, 257-263, The Broadway, Wimbledon, London, S.W.19

Telephones: LIBerty 2814 and 6242-3

Telegrams: "Vortexion, Wimble, London."

SPECTONE



5-10 MULLARD AMPLIFIER

This remarkable development will meet the most exacting high fidelity requirements at an extremely low price. Meticulous inspection at each stage ensures that the Spectone Mullard 5-10 Amplifier fully meets Mullard specification.

TWO INPUTS

One for radio tuner, microphone, etc., and one for pickup. The pickup input has two switch positions for equalisation—L.P. and Standard. Plug-in equalisers are available to suit various pickups.

CONTROLS

Besides the input and equalisation selection switch, volume, treble and bass controls are provided. The treble control is continuously variable from +10db to -10db and the bass +11db to -5db.

MAXIMUM OUTPUT

15 watts

HUM & NOISE
-73db referred to 10 watts.

OUTPUT IMPEDANCE

15 ohms

FREQUENCY RESPONSE
± 0.5db 10 c/s to 20,000 c/s.

POWER OUTPUT for pre-amplifier

300 volts at 12 milliamps. 6.3 volts at 2 amps.

Pickup Equaliser
Plug 12/6


Price **18** GNS.

Write for leaflet and specifications of the SPECTONE Monaural and "Stereophonic" Tap Reproducers.


SPECTO LTD. Vale Rd Windsor

WESTON panel instruments

Both round and rectangular models of moving iron, moving coil, A.C. rectifier and H.F. thermocouple types are offered. In the range of rectangular instruments, which have been introduced to give the advantage of long, easily-read scales and to harmonize with rectangular panels, certain models are available with illuminated dials. Full particulars of types and ranges available are to be found in leaflets List Nos. W.1 and W.2, copies of which are available on request.



Rectangular panel instruments are available with scale lengths of 2.5", 3.2", and 4.2". These offer the advantage of an increase in scale length of approximately 50% over their equivalent round models, for which they can be used as direct replacements using the same panel fixing holes.



Round models are housed in cases of 2", 2½" and 3½" diameter and have scale lengths of 1.7", 2.1" and 2.8" respectively.

Larger instruments, both round and rectangular and for switchboard or panel mounting are also available. These have scale lengths of 6" and 6½" respectively.

SANGAMO WESTON LIMITED

Enfield, Middx · Tel: ENField 3434 (6 lines) & 1242 (6 lines) Grams: Sanwest, Enfield

Scottish Factory: Port Glasgow, Renfrewshire. Port Glasgow 41151
 Branches: London, CHAncery 4971 · Glasgow, Central 6208 · Manchester, Central 7904 · Newcastle-on-Tyne, Newcastle 26867
 Leeds, Leed: 30867 · Liverpool, Central 0230 · Wolverhampton, Wolverhampton 21912 · Nottingham, Nottingham 42403
 Bristol, Bristol 21781 · Southampton, Soton 23328 · Brighton, Brighton 28497

TRADITION

IN A YOUNG INDUSTRY

The oldest high fidelity amplifiers in the world are of LEAK manufacture. In 1945 as the result of war-time research in our laboratory we were able to offer, to an astonished world of audio engineers, amplifiers with a distortion content as low as 0.1%. A survey of engineering literature will confirm that we were the first manufacturers in the world to design and market amplifiers with such a small distortion content, and the magnitude of this advance can be gauged when it is remembered that the then accepted standard for laboratory amplifiers was 2% distortion. Our figure of 0.1% was received with incredulity, but it was subsequently confirmed by the National Physical Laboratory and this criterion is still an accepted world-wide standard.

With this clear lead on low-distortion amplifiers we were able to build up an export market much greater than the domestic one, and the increased volume of manufacture resulted in lower prices, which, in turn, brought real high fidelity amplifiers within the reach of the music-lover at home.

We have devoted 21 years entirely to the development and manufacture of audio products and we are proud of our position as the leaders in this field. We are also proud of the fact that the "Point One" amplifiers supplied to our first customers are still giving them results which, even now, cannot be surpassed. Our research and development departments are ever active, our pre-amplifiers have been re-designed for use with the latest input devices, and we have made great progress in the war on prices. From long experience, by the employment of new techniques and by extreme attention to design details during development work on the pre-production models, we enable our labour force to achieve a high output per man-hour. The labour costs thus saved offset the increased costs incurred for high-grade materials, components and finishes, and this together with quantity production (made possible only by a world-wide market) explains how quality products may be sold at reasonable prices.

To our old customers we give our thanks for their support and recommendation—the basis on which our Company has grown. Those who are seeking to obtain the highest quality of gramophone and radio reproduction would be wise to hear and inspect LEAK products which, with their tradition of excellence, represent the best that can be obtained.



**HIGH FIDELITY
EQUIPMENT**



LEAK TL/10 AMPLIFIER & 'POINT ONE' PRE-AMPLIFIER

27 gns. complete

"POINT ONE" PRE-AMPLIFIER

The handsome gold escutcheon plate contributes to the elegant appearance, and blends with all woods.

★ **Pickup**
The pre-amplifier will operate from any pickup generally available in the world. A continuously variable input attenuator at the rear of the pre-amplifier permits the instantaneous use of crystal, moving-iron and moving-coil pickups.

★ **Radio**
The radio input sockets at the rear permit the connection of the LEAK V.S. tuner unit. An input attenuator is fitted. H.T. and filament supplies are available from the pre-amplifier.

★ **Distortion**
Of the order of 0.1%

★ **Hum**
Negligible, due to the use of recently developed valves and special techniques.

★ **Input selector**
Radio, tape, records; any and all records can be accurately equalised.

★ **Treble**
Continuously variable, + 9 db to - 15 db at 10,000 c/s.

★ **Bass**
Continuously variable + 12 db to - 13 db at 40 c/s.

★ **Volume Control and Switch**
The switch controls the power supply to the TL/10 power amplifiers

★ **Tape Recording Jacks**
An exclusive feature. Readily accessible jacks are provided on the front panel for instantaneous use with Tape Recorders which have built-in (low level) amplifiers.

TL/10 POWER AMPLIFIER

Circuitry

A triple loop feedback circuit based on the famous TL/12. The output transformer is the same size as in the TL/12.

Maximum power output: 10 watts

Frequency Response: ± 1 db 20 c/s to 20,000 c/s.

Harmonic Distortion: 0.1%, 1,000 c/s, 7.5 watts output

Feedback Magnitude: 26 db, main loop.

Damping Factor: 25.

Hum: - 80 db referred to 10 watts.

Loudspeaker Impedances: 16 ohms, 8 ohms, and 4 ohms.

★ Write for leaflet W ★

ELECTROSTATIC LOUDSPEAKERS

Reprints of "The Gramophone" article (May, 1955), by H. J. Leak, summarising his work and findings on Electrostatic and Dynamic Loudspeakers, are available on request, free of charge.

H. J. LEAK & CO, LTD., BRUNEL ROAD, WESTWAY FACTORY ESTATE, ACTON, W.3

Phone : SHEpherds Bush 1173/415


Telegrams : Sinusoidal, Ealux, London

Cables : Sinusoidal, London

L. WILKINSON (CROYDON) LTD.
19 LANDSDOWNE ROAD, CROYDON

Phone: CRO. 0839. Telegrams: "WILCO," CROYDON

RELAYS P.O. TYPE 3000



BUILT TO YOUR SPECIFICATION
QUICK DELIVERY
KEEN PRICES
CONTACTS UP TO 8 CHANGE OVER

METERS GUARANTEED

F.S.D.	Size	Type	Price
50 Microamp	2 1/2 in.	MC/FR	70/-
100 "	2 1/2 in.	MC/FR	42/6
250 "	3 1/2 in.	MC/FR	55/-
500 "	2 in.	MC/FS	18/6
1 Milliamp	2 in.	MC/FS	17/6
5 "	2 in.	MC/FS	10/6
30 "	2 1/2 in.	MC/FR	12/6
50 "	2 in.	MC/FS	10/6
100 "	2 1/2 in.	MC/FR	12/6
200 "	2 1/2 in.	MC/FR	12/6
250 "	2 1/2 in.	MC/FR	12/6
500 "	2 1/2 in.	MC/FR	12/6
5 Amp.	2 in.	MC/FS	12/6
20 "	2 in.	MC/FR	10/6
20 "	2 1/2 in.	MI/FR	25/-
30 "	2 in.	MC/FS	10/6
50 "	5 in.	MI/FR	60/-
15 Volt	2 1/2 in.	MI/FR	15/6
20 "	2 in.	MC/FS	10/6
100 "	2 1/2 in.	MCR/FR	30/-
300 "	2 1/2 in.	MI/FR	25/-
300 "	5 in.	MI/FR	60/-
600 "	3 1/2 in.	MI/FR	37/6

VARIABLE RESISTANCE 160 ohms 2 amps on 10 1/2" twin ceramic former with control handle. Suitable for dimming etc. 35/- Post 2/9.
CHARGING RECTIFIERS. Full Wave Bridge 12 volts 2 amps, 13/6, 4 amps, 22/6. 2 amp Transformers 24/-, 4 amp 27/3, post 2/-.
VENTAXIA EXTRACTION OR INTAKE FANS, brand new, complete with cowl, 12 v. D.C., 6in. diam. blades, silent running. £4/10/- each. Post 2/9. Will operate from 230 v. A.C. if used with the above 2 amp rectifier and transformer.

TERMINAL BLOCKS 2 way No. 5C/430 fully protected, 4/- per doz., 50 for 15/-, 100 for 25/-, Post 1/6.
AUTO TRANSFORMERS 220/115 volts 500 watt enclosed type, 90/- cge. 7/6.

TRIMMING CONDENSERS. Air spaced miniature 1.5 to 8 pf., 1.5 to 20 pf., 2 to 32 pf., 20 pf. All at 1/- each or 9/- per doz.

CONDENSERS, METALMITE, 350 vt. wkg., .001, .002, miniature, 12/- doz. .005, .01, .02, 10/- doz. .05, 12/- doz. .1, 13/6 doz. 25 Metalpack, 16/- doz. 1.0 Metalpack 24/- doz. Post 1/-.

ROTARY CONVERTERS. From 24 volt D.C. to 230 volt A.C. 100 watts, 92/6. ea. also available in metal case with switch 105/-, or in wood case with 0/30v. AC meter, variable resistance, 135/- carriage 7/6.

AERIAL ROD SECTIONS, heavy copper plated. 12in. long, any number can be fitted together, 2/6 doz. Post 9d.

P.M. SPEAKERS 10in. in portable case with flex and plug in own compartment. Ideal for PC2 Receivers etc. 50/-. Carriage 5/-.

P.M. SPEAKER. 12in. Plessey, 3 ohms, special price 32/6 each. Post 2/-.

RELAYS, HIGH SPEED SIEMENS. 1,700 ohms + 1,700 ohms, just the job for radiocontrolled models, 17/6 each. Post 1/3.

GENALEX EXTRACTION FANS. 230/250 volt, 50 cy. Induction motor 1,350 r.p.m., 85 watts, 9in. blades, silent running. £8. 15/-. Carriage 7/6.

CELL TESTING VOLTMETERS. 3-0-3 volts. Leather case, 25/- post 2/-.

RATIO ARM UNITS by H.W. Sullivan. 600 ohms + 600 ohms, 50/- Post 2/-.

WHEATSTONE RESISTANCE BRIDGE. 1 to 10,000 ohms. Plug type. £5.

GALVANOMETER. Mirror type, 5 Microamps FSD. Table Model in case 8 x 5 x 5 1/2 in., scaled 0/5, 0/25, 0/125 microamps. £10.

AUTO TRANSFORMER VARIABLE. Input 230 v. A.C., 21 amp. Output 57.5 v. to 228 in 16 steps with current limiting reactor. £12. each, cge. 15/-.

RACKS P.O. STANDARD for 19in. panels. Steel channel sides, correctly drilled. Heavy angle base. Height 4 ft. 10in. or 6 ft.



ELECTRO MAGNETIC COUNTERS

Post Office type 11A, counting up to 9,999. 2 to 6 volts D.C. 3 ohm coil, 12/6 each. Post 1/- Many other types in stock, lists available.

WAFER SWITCHES. Miniature, 2 pole 6 way, 3 pole 3 way, 4 pole 2 way, 1 pole 12 way. All at 2/6 each. Ceramic Types, 2 pole 12 way, 10/6, 12 pole 3 way, 15/-, 4 pole 4 way 6/-, 1 pole 3 way, 4/-, Post 9d.
INSTRUMENT RECTIFIERS. Full wave bridge, 1 mA., 3/6 each, 5 mA., 7/6 each, 50 mA., 5/- each. Post 9d.
HEADPHONES. HIGH RESISTANCE. 4,000 ohms. Type CHR. New. 12.6 pair. Post 1/6.

LISTS AVAILABLE. Meters, Potentiometers Resistances. All types including High Stability Carbon and Wire wound. Send large S.A.E.

GEE-RADIO LTD.

THIS MONTH'S SPECIAL OFFER OF A LIMITED QUANTITY OF BRAND NEW R.C.A. 15in., 15 ohm 30 WATT P.M. SPEAKERS. "SNIP" PRICE! £9/19/6, carr. 12/6.
ALSO R.C.A. 20 WATT PRESSURE UNITS. 15 ohm. P.M. Complete with short round Exponential horn and diffuser. Length, 14in., Dia. 17in. £5/19/6, carr. 5/-.

COMMUNICATION RECEIVER TYPE P.C.R.2. Made by Pye Ltd., for the Armed Forces. 3 wavebands: 1-49 metres, 200-600 metres, 800-2100 metres. Slow motion tuning dial. Brand new, tested before despatch. £7/10/-, carr. 7/6.
ALSO P.C.R.3. As above, but medium and 2 shorts. Same price and carriage. **POWER PACK** for same. A.C. mains, built as for R.1155 and R.1132A Receivers £4/10/-, carr. 7/6 (see below).

R.I.132A RECEIVERS. In good condition, £3/17/6, carr. 7/6.
R.I.155 RECEIVERS. In good condition. Limited quantity only. £8/10/-, carr. 7/6.

R.I.155 and R.I.132A POWER PACK AND OUTPUT STAGE. Complete with speaker, built in attractive, polished 8in. extension speaker cab. Ready to use for A.C. mains, 200-250 v., £5/10/-, carr. 7/6.

RECEIVER TYPE 109. In good condition. Freq. range: 1.8-3.9 Mc/s. and 3.9-8.5 Mc/s continuous. Operates on 6-v. battery. Limited quantity only, £4/7/6, carr. 10/-.

AMERICAN R.C.A. AR-88 RECEIVER (C.R.91). In good condition. Freq. range: 550 kc/s to 31.9 mc/s. Continuous on 6 wavebands. £35, carr. £1.

TELE-F SOUND POWERED TELEPHONES. With ringing generator, complete in wooden carrying case. Used but in sound condition. 37/6 each. Carr. 3/6.

50-WATT AMPLIFIER EX-GOVT. With 4-KT66's in paralleled push-pull. Standard 200-250 v. mains input, A.C. Output imp. 600 ohms line. For high imp. gram. and mike input. Bass boost control fitted. This excellent quality amplifier is housed in a strong metal case and is ready for use. Terrific performance. Bargain, £25, carr. 10/-.
"AVO" MODEL 40. In perfect condition, complete with batteries and leather carrying case, £11/10/-, P.P. 2/6.

METERS

4in. 1-0-1 Milli-ammeter, flush mounting	45 0
3 1/2 in. 100 amp. D.C., flush mounting	25 0
2 1/2 in. 300 v. A.C., flush mounting	27 6
2 1/2 in. 25 amp. D.C. volt-meter	12 6
2 1/2 in. Pocket volt-meter, 0-15 v., 0-250 v. D.C.	15 0
2 in. "S" Meter, as used in AR-77	30 0
3 1/2 in. 0-200 volt-meter, A.C. flush mounting, grade I	40 0

WAVEMETER CLASS D. Freq. band covered: 1,900 kc/s to 8,000 kc/s (158-37.5m.) in two ranges, 19,030 kc/s-4,000 kc/s and 4,000 kc/s-8,000 kc/s. In perfect working condition, 6 v. D.C. supply. £8/5/-, carr. paid.

CONDENSERS. 2 mfd. 7.5 kv. working at 15 kv. Test (Dubilier). Brand new, £2/10/-, carr. 5/-.

TRANSFORMERS HEAVY DUTY L.T. 230 v. Pri. Sec. 11-12.6 v. @ 70 amps. Do. 13-15 v. @ 60 amps. £5/10/-, carr. 5/-.

PERFECT CONDITION I MILE TWIN DON '8' TELEPHONE CABLE, £5 per mile; also 1/2 mile ditto, 25/- plus 12/6 carriage per mile and 5/- per 1/2 mile.

WESTON BATTERY OSCILLATOR MODEL E.692 TYPE 2. In perfect condition. Coverage 100 kc/s-26 Mc/s. Audio output approx. 400 c/s. £5/19/6, P.P. 4/6. (Complete with instruction booklet, lead and batts.)

BATTERY CHARGERS. Ex. Government Heavy Duty Type 10. To charge up to 15 v. @ 5 amps., input 200-250 v. with meter and variable resistor. Housed in strong metal carrying case. Portable or wall fixing. £4/17/6, carr. 7/6.

AMERICAN DYNAMOTOR (HEAVY DUTY POWER SUPPLY). TYPE PE.103A. Input 6 v. @ 21 amps., or 12 v. @ 11 amps. Output 500 v. @ 16 amps. Rating continuous. New and unused, complete with connection cable and mounting rack. £15, carr. extra. Sealed in original crates.

VITAVOX PRESSURE UNITS. Heavy duty, P.M. 20 watts. Brand new, £4/9/6, carr. 5/-.

R.C.A. AMPLIFIERS MODEL MI-11220 (less valves). Power output 12 watt at 5-7.5-15-600 ohms. Valve line up, 2-6L6's, 4-6I7's, 1-5U4. Tapped transformer for use on 190-250 v. A.C. contained in grey crackle case, £8/19/6, carr. 10/-.

ROTARY CONVERTERS. 24 v. D.C. input, 230 v. A.C. 50 cycles output at 100 watts. Brand new, £4/17/6, carr. 7/6.

COLLINS RADIO RECEIVER, TYPE 46159A. Freq. range: 1,500-12,000 kc/s. Input 12 v. or 220 v. D.C. Less crystal and power pack. This unit is part of TCS-12-Trans-Receiver equipment. In good, clean condition. Limited quantity, £15, carr. 7/6.

EVERSHED AND VIGNOLES MEGGERS: 500 v.

0-50 meg.	£9 0 0
EVERSHED AND VIGNOLES MEGGERS: 250 v.	
0-20 meg.	£7 15 0
RECORD MEGGERS: 500 v. 0-20 meg.	£8 5 0

ALL MEGGERS COMPLETE WITH LEATHER CARRYING CASE.

CARRIAGE APPLIES IN ENGLAND ONLY, 50% EXTRA ELSEWHERE.

MANY OTHER LINES IN STOCK. YOUR ENQUIRIES INVITED. TRADE SUPPLIED.

15 LITTLE NEWPORT ST., LONDON, W.C.2.

ADJOINING LEICESTER SQUARE TUBE STATION

GERard 6794/1453



HARTLEY-TURNER SOUND EQUIPMENT

The Hartley-Turner Super Control Pre-amplifier is designed for those who want maximum flexibility of control with simplicity of operation.

Four separate switched inputs are provided, two high and two low gain positions. Volume control, Bass control 0 db to +25 db boost at 40 c/s. Treble control 10 db boost or cut at 10 Kc/s. A cathode follower output stage is fitted so that the preamplifier may be operated a considerable distance from the main amplifier.



This preamplifier may be used in conjunction with any high quality amplifier having an input sensitivity of 0.5-1.5 Volt but when used in conjunction with the Hartley-Turner 20 Watt Amplifier and "315" Loudspeaker will challenge comparison with any other equipment whatsoever.

PRICE £8.18.6

Post paid in Great Britain.

Full particulars may be obtained post free on application to:

H. A. HARTLEY CO. LTD.
66 WOODHILL, WOOLWICH
S.E.18

Telephone: WOOLWICH 2020 (Ext. CB.32)

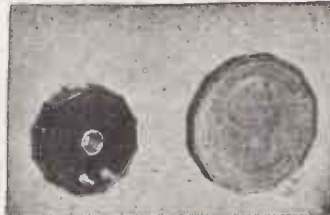
ARE YOU SEARCHING?



FOR HIGH QUALITY ELECTRONIC MINIATURES

Make contact with Ardenite Acoustic Laboratories Limited, for details of high-quality Miniature Earphones, Transformers, Switches, Volume Controls, Plugs and Sockets; also of the widely-known ARDENITE Hearing Aids.

The Finger-Tip VOLUME CONTROL



Diameter (A) .680" (17.3 mm.).

Thickness (B) .170" (4.3 mm.).

Length of Contact (C) .110" (2.8 mm.).

The miniature finger-tip Volume Control is widely used in small radios, hearing aids and electronic equipment as a dust-sealed potentiometer or volume control.

Its unique construction, with bearing surfaces at the periphery, ensures that rotation of the control is wobble-free. The side plates, which do not rotate, are slightly proud of the peripheral rotating ring, enabling the control to fit tightly in any slot without fouling when turned.

Semi-logarithmic and linear laws are available in all values between 5KΩ and 3MΩ; in addition, logarithmic laws are available in all values above 10KΩ up to 3MΩ.

Life-tests (at 30 complete cycles per minute) up to 30,000 cycles on production samples, plus rigid mechanical and electrical tests of each individual unit, guarantee a reliable product.

THE SUB-MINIATURE TRANSISTOR TRANSFORMER

will be featured in a following advertisement; details will gladly be sent on request.



ARDENITE ELECTRONIC COMPONENTS

Details on request to

ARDENITE ACOUSTIC LABORATORIES LTD.
Springfield Works, Horn Lane, Acton, London W.3

Telephone: ACORN 4161-1282

R.S.C. BATTERY CHARGING EQUIPMENT.

All for A.C. MAINS 200-250 v., 50 c./s. Guaranteed 12 months.

ASSEMBLED CHARGER

6 v. or 12 v. 2 amps. Fitted Ammeter and selector plug for 6 v. or 12 v. Louvered metal case, finished attractive hammer blue. Ready for use With mains and output leads, Double Fused.



Only **45/9** carr. 3/6.

ASSEMBLED CHARGERS

6 v. 1 amp. 19/9
6 v. or 12 v. 1 amp. 25/9
6 v. 2 amps. 29/9
6 v. or 12 v. 2 amps. 38/9
6 v. or 12 v. 4 amps. 56/9
Above ready for use. Carr. 2/9

HEAVY DUTY KIT

12 v. 30 amp. Suitable for Garage or firm with a number of vehicles. Mains input 200/250 v. 50 c/s. Outputs 12 v. 15 amp. twice. Consists of Mains Trans. 2 Metal Rectifiers, 2 Meters, 4 Fuses, 4 Terminals, 2 Rheostats and circuit. Only 9 gns., carr. 15/-.

BATTERY CHARGER KITS

Consisting of Mains Transformer, F.W. Bridge, Metal Rectifier, well ventilated steel case, Fuses, Fuse-holders, Grommets, panels and circuit. Carr. 2/6 extra.
6 v. or 12 v. 1 amp. 22/9
6 v. 2 amps. 25/9
6 v. or 12 v. 2 amps. 31/6
6 v. or 12 v. 4 amps. 49/9

BATTERY CHARGER KIT

Consisting of F.W. Bridge Rectifier 6/12 v. 5 a. Mains Trans., 0.9-15 v. 6 a. output, and variable charge rheostat with knob. Only 45/9.



Assembled 6 v. or 12 v. 4 amps.

Fitted Ammeter and variable charge selector. Also selector plug for 6 v. or 12 v. charging. Double fused. Well ventilated steel case with blue hammer finish. Ready for use with mains and output leads. Carr. 3/6. **69/6**

SELENIUM RECTIFIERS

L.T. Types
2/6 v. 1/4 a.h.w. 1/9
6/12 v. 1/4 a.h.w. 2/9
F.W. Bridge Types
6/12 v. 1 a. 5/9
6/12 v. 2 a. 8/9
6/12 v. 3 a. 12/9
6/12 v. 4 a. 16/9
6/12 v. 6 a. 19/9
6/12 v. 10 a. 25/9
H.T. Type H.W.
120 v. 40 mA. 3/9
250 v. 50 mA. 5/9
250 v. 80 mA. 7/9
250 v. 150 mA. 9/9
300 v. 275 mA. 12/11

EX GOVT. MAINS TRANSFORMERS

All 230 v. 50 c/s. input.
8.8 v. 4 a., 9/9. 24 v. 1 a. 7/9
300-0-300 v. 150 mA. 4 v. 3 a. 9/9
120-0-120 v. 40 mA. 5/9
250-0-250 v. 60 mA. 6.3 v. 2 a., 5 v. 2 a. Potted 41-31in. 11/9
460 v. 200 mA., 6.3 v. 5 a. 22/9
0-16-18-20 v. 35 a. 79/6 Carriage 5/- extra.

EX GOVT. SMOOTHING CHOKES

250 mA., 10 H., 50 ohms. 14/9
250 mA., 3 H., 50 ohms. 8/9
150 mA., 10 H., 50 ohms. 10/11
150 mA., 6-10 H., 150 ohms, Tropicalised 6/9
100 mA., 10 H., 200 ohms, Tropicalised 3/11
50 mA., 50 H., 1,000 ohms. 6/9
L.T. type 1 amp., 2 ohms. 2/9

CO-AXIAL CABLE. 75 ohms 1in., 8d. yard. Twin screened feeder, 11d. yard.

T.V. CABINETS. Console type for 15, 16 or 17in. tube. Half length doors, 9 gns. Table model with doors for same size tube, 69/6. Table type for 12in. Tube 29/6. All famous manufacturers surplus.

SILVER MICA CONDENSERS. 5, 10, 15, 20, 25, 30, 35, 50, 100, 120, 150, 180, 200, 230, 300, 330, 400, 470, 500, 1,000 pfd. (.001μF). .002 mfd. (2,000 pfd.). All at 5d. each, 3/5 dozen one type.

DIAL BULBS, M.E.S., 8 v. 0.2 a., 6/9 doz. 6.5 v. 0.3 a., 6/9 doz.; 4 v. 0.3 a., 5/9 doz.

ELECTROLYTICS (current production). NOT Ex-Govt.

Tubular Types		Can Types	
8μF 450 v.	1/9	8 mfd. 350 v.	1/5
8 mfd. 500 v.	2/6	8 mfd. 600 v.	2/11
16μF 350 v.	2/3	16 mfd. 500 v.	3/5
16μF 450 v.	2/9	16 mfd. 350 v.	1/11
16μF 500 v.	3/9	16μF 450 v.	2/5
32μF 350 v.	3/9	32μF 350 v.	2/11
32 mfd. 500 v.	5/9	32 mfd. 450 v.	4/5
8-16μF 500 v.	4/11	100 mfd. 450 v.	4/9
25μF 25 v.	1/3	8-8μF 450 v.	2/11
50μF 12 v.	1/3	8-16μF 450 v.	2/11
50μF 50 v.	1/9	16-16μF 450 v.	3/11
100 mfd. 12 v.	1/9	16-32μF 350 v.	4/9
100 mfd. 25 v.	2/3	32-32μF 350 v.	4/9
		32-32μF 450 v.	5/9

Many others in stock.

VOLUME CONTROLS with long spindles, all values, less switch, 2/9; with S.P. switch, 3/9.

VIBRATORS. Oak 2 v. 7 pin, synchronous, 7/9.

EX GOVT. E.H.T. CONDENSERS

5 mfd., 2,500 v. Blocks 3/9
5 mfd., 3,500 v. Cans 3/5
.1 mfd. plus 1 mfd. 8,000 v., large blocks (common negative isolated) 9/6

EX GOVT. METAL BLOCK PAPER CONDENSERS

4 mfd. 1,500 v. 4/5
2 mfd. 500 v. 1/9
4 mfd. 500 v. 2/9
4 mfd. 1,000 v. 4/3
4 mfd. 400 v. plus 2 mfd. 250 v. 1/11

EX GOVT. VALVES. VR137, EA50, EB34. 11d.; SP61 2/3, 4SHA 1/3. EL32 3/9.

EX GOVT. UNITS, type RDF1 in original sealed cartons with 14 valves including 5ZAG etc., trans., L.F. choke, Rectifier etc., etc. We cannot enter into correspondence regarding these units which represent a really exceptional bargain at 29/9. Carr. 7/6. Transmitter receivers type TR9D complete with all valves 45/-, carr. 6/6.

CONTROL PANEL with 1 six-position 3-wafer Yaxley switch, 1 pointer knob. 2 S.P.S.T. switches, various plugs and sockets. Only 1/6.

OIL FILLED BLOCK CONDENSERS

Bryce 11-7 mfd. 500 v. New unused Govt. surplus, only 5/9 each.

MANUFACTURERS SURPLUS TRANSFORMERS

Fully shrouded upright. Primary 200-230-250 v. Sec. 425-0-425 v. 150 mA. 6.3 v. 3 a. 5 v. 3 a., 33/9. Clamped type 250-0-250 v. 70 mA., 6.3 v. 2.5 a. 9/9, post 1/9.

R.S.C. BATTERY TO MAINS CONVERSION UNITS

Type BM1. An all dry battery eliminator size 5 1/2 x 4 1/2 x 2in. approx. Completely replaces batteries supplying 1.4 v. and 90 v. where A.C. mains 200-250 v. 50 c/s. is available. Suitable for all battery portable receivers requiring 1.4 v. and 90 v. This includes latest low consumption types. Complete kit with diagrams 39/9, or ready for use, 46/9.



Type BM2. Size 8 x 5 1/2 x 2 1/2in. Supplies 120 v., 90 v., and 60 v., 40 mA. and 2 v. 0.4 a. to 1 amp., fully smoothed THEREBY COMPLETELY REPLACING BOTH H.T. BATTERIES AND L.T. v. ACCUMULATORS. When connected to A.C. mains supply 200-250 v. 50 c/s. SUITABLE FOR ALL BATTERY RECEIVERS normally using 2 v. accumulator. Complete kit of parts with diagrams and instructions 49/9, or ready for use 59/6.

TYPE BM1A. An all dry battery eliminator size approx. 5 x 4 x 1 1/2in. Supplies approx. 69 v. at 10-15 mA. and 1.4 v. at 250 mA. For 4 valve receivers using L.T. current of not less than 230 mA. Complete kit 35/9 or ready to use 42/6.

R.S.C. TRANSFORMERS

FULLY GUARANTEED, INTERLEAVED AND IMPREGNATED

MAINS TRANSFORMERS

Primaries 200-230-250 v. 50 c/s.

FULLY SHROUDED UPRIGHT MOUNTING

250-0-250 v. 60 mA., 6.3 v. 2 a., 5 v. 2 a., Midget type, 21-3-3in. 17/6
350-0-350 v. 70 mA., 6.3 v. 2 a., 5 v. 2 a. 19/9
250-0-250 v. 100 mA., 6.3 v. 4 v. 4 a., c.t., 0-4-5 v. 3 a. 25/9
250-0-250 v. 100 mA., 6.3 v. 4 a., 5 v. 3 a. 23/9
250-0-250 v. 100 mA., 6.3 v. 6 a., 5 v. 3 a. for R1355 conversion 31/-
300-0-300 v. 100 mA., 6.3 v. 4 a., 5 v. 3 a. 23/9
300-0-300 v. 100 mA., 6.3 v. 4 v. 4 a., c.t., 0-4-5 v. 3 a. 26/9
350-0-350 v. 100 mA., 6.3 v. 4 a., 5 v. 3 a. 23/9
350-0-350 v. 100 mA., 6.3 v. 4 v. 4 a., c.t., 0-4-5 v. 3 a. 26/9
350-0-350 v. 150 mA., 6.3 v. 4 a., 5 v. 3 a. 33/9
350-0-350 v. 150 mA., 6.3 v. 2 a., 6.3 v. 2 a., 5 v. 3 a. 33/9
425-0-425 v. 200 mA., 6.3 v. 4 a., c.t., 6.3 v. 4 a., c.t., 5 v. 3 a. suitable Williamson Amplifier, etc. 49/9
450-0-450 v. 250 mA., 6.3 v. 6 a., 6.3 v. 6 a., 5 v. 3 a. 69/6

TOP SHROUDED DROP-THROUGH TYPE

250-0-250 v. 70 mA., 6.3 v. 2.5 a. 13/9
260-0-260 v. 70 mA., 6.3 v. 2 a., 5 v. 2 a. 16/9
350-0-350 v. 80 mA., 6.3 v. 2 a., 5 v. 2 a. 18/9
250-0-250 v. 100 mA., 6.3 v. 4 a., 5 v. 3 a. 22/9
300-0-300 v. 100 mA., 6.3 v. 4 v. 4 a., c.t., 0-4-5 v. 3 a. 23/9
350-0-350 v. 100 mA., 6.3 v. 4 a., c.t., 5 v. 3 a. 22/9
350-0-350 v. 100 mA., 6.3 v. 4 v. 4 a., c.t., 0-4-5 v. 3 a. 23/9
350-0-350 v. 150 mA., 6.3 v. 2 a., 6.3 v. 2 a., 5 v. 3 a. 29/11
350-0-350 v. 150 mA., 6.3 v. 4 a., 5 v. 3 a. 29/9

E.H.T. TRANSFORMERS, 2,500 v. 5 mA., 2-0-2 v. 1.1 a., 2-0-2 v. 1.1 a., for VCR97, VCR517 36/6

FILAMENT TRANSFORMERS

Primaries 200-250 v. 50 c/s.

6.3 v. 1.5 a. 5/9 0-2-4-5-6-3 v. 6.3 v. 3 a. 8/11 4 a. 16/9
12 v. 1 a. 7/9 6.3 v. 6 a. 17/6
6.3 v. 2 a. 7/6 12 v. 3 a. or 0-4-6.3 v. 2 a. 7/9 24 v. 1.5 a. 17/6

CHARGER TRANSFORMERS

All with 200-230-250 v. 50 c/s. Primaries: 0-9-15 v. 1 1/2 a., 11/9; 0-9-15 v. 3 a., 0-3.5-9-17 v. 4 a., 18/9; 0-9-15 v. 5 a., 19/9; 0-9-15 v. 6 a. 23/9.

ELIMINATOR TRANSFORMERS

Primaries 200-250 v. 50 c/s. 120 v. 40 mA. 7/11
130 v. 50 mA., 6.3 v. 3 a. 14/9
120 v. 40 mA., 5-0-5 v. 1 a. 14/9
90 v. 15 mA., 6-0-6 v., 250 mA. 9/11

OUTPUT TRANSFORMERS

Midget Battery Pentode 66 : 1 for 3S4, etc. 3/6
Small Pentode, 5,000 to 3Ω 3/9
Standard Pentode, 5,000 to 3Ω 4/0
Standard Pentode, 8,000 to 3Ω 4/9
Battery Pentode, 10,000 ohms to 3 ohms, Multi-ratio 40 mA. 30 : 1, 45 : 1, 60 : 1, 90 : 1, Class B Push-Pull 5/6
Push-Pull 8 Watts 6V6 to 3 ohms. 8/9
Push-Pull 10-12 Watts 6V6 to 3Ω to 15Ω, sectionally wound 16/9
Push-Pull 10-12 Watts to match 6V6 to 3-5-8 or 15Ω 16/9
Push-Pull 15-18 Watts, sectionally wound, 6L6, KT66, etc., to 3 or 15 ohms. 21/9
Push-Pull 20 Watt high-quality sectionally wound, 6L6, KT66, etc., to 3 or 15Ω 47/9
Williamson type exact to spec. 85/-

SMOOTHING CHOKES

250 mA., 5 H., 100 ohms. 11/9
150 mA., 7-10 H., 250 ohms. 11/9
100 mA., 10 H., 200 ohms. 8/9
80 mA., 10 H., 350 ohms. 5/6
60 mA., 10 H., 400 ohms. 4/11

R.S.C. A6 ULTRA LINEAR 30 WATT AMPLIFIER

WE ARE PROUD TO INTRODUCE OUR NEW 1956 DESIGN. A high Fidelity Push-Pull Unit employing six valves. Tone Control Pre-amp stages are incorporated. Sensitivity is extremely high. Only 30 millivolts minimum input is required for full output. THIS ENSURES THE SUITABILITY OF ANY TYPE OR MAKE OF MICROPHONE OR PICK-UP. Separate Bass and Treble controls give both "lift" and "cut" with ample tone correction for long playing records. AN OUTPUT SOCKET FOR SUPPLY OF 300 v. 20 m.a. and 6.3 v. 1.5 a. FOR A RADIO FEEDER UNIT.



Price in kit form with easy to-follow wiring diagrams. Only 9 GNS. Carr. 10/- Or Factory built with 12 months guarantee, 50/- extra. H.P. TERMS ON ASSEMBLED UNITS: DEPOSIT 28/6 and 12 monthly payments of 21/-. If required an extra input with associated vol. control can be provided so that two separate inputs such as "mike" and gram., etc., can be simultaneously applied for mixing purposes. Extra cost for this 13/-. Cover as illustrated 17/6 extra.

Type 807 output valves are used with High Quality Sectionally wound output transformer specially designed for Ultra Linear operation. Negative feedback of 17 D.B. in main loop. **CERTIFIED PERFORMANCE FIGURES ARE EQUAL TO MOST EXPENSIVE UNITS AVAILABLE.** Frequency response ± 3 D.B. 30-20,000 c/c.s., 12 D.B. "lift" at 50 c/c.s., 12 D.B. "lift" at 12,000 c/c.s. Hum and noise 70 D.B. down. Good quality reliable components used. Chassis finish blue crackle. Overall size 12 x 9 x 9 in. approx. Power consumption 150 watts. For A.C. mains 200-230-250 v. 50 c/c.s. Outputs for 3 and 15 ohm speakers. **EQUALLY SUITABLE FOR THE CONNOISSEUR OR FOR LARGE HALLS, CLUBS, or OUTSIDE FUNCTIONS. IDEAL FOR USE WITH MUSICAL INSTRUMENTS SUCH AS STRING BASS, ELECTRONIC ORGAN, GUITAR, etc. FOR DANCE THEATRES, etc., etc.**

We can supply Microphones, Speakers, Rotary Converters, etc., at keen cash prices or on H.P. terms with amplifiers.

EXPORT ENQUIRIES INVITED


R.S.C. TAI HIGH QUALITY TAPE DECK AMPLIFIER FOR ALL DECKS WITH HIGH IMPEDANCE RECORD/PLAYBACK AND ERASE HEADS. Such as Lane, Truxon and Collaro 3-speed transcription chassis. Size 12-7-3in. Overall size 12-7-6in. For 230-250 v. 50 c/c.s. A.C. mains. Output for standard 2-3 ohm speaker. Only 15 millivolts input required for full recording. Magic Eye recording level indicator. Provision for feeding P.A. amplifier. Can be used as gram. amplifier with input of 0.75 v. R.M.S. Negative feedback equalisation. Linear frequency response ± 3 D.B. 50-11,000 c/c.s.

Facilities for recordings at 15in., 7in., or 3in. Ready for use. per second. Automatic equalisation at the turn of a knob. When switching from record to playback position automatic demagnetisation of heads is assured. **PERFORMANCE IS COMPARABLE WITH UNITS AT OVER TWICE THE COST. LEAFLET 6d.**

R.S.C. ULTRA LINEAR 12 WATT AMPLIFIER



AS NEW 1956 Model High-Fidelity Push-Pull Amplifier with "Built-in" Tone Control, Pre-amp stages. High sensitivity. Includes 5 valves (807 outputs), High Quality sectionally wound output transformer, specially designed for Ultra Linear operation, and reliable small condensers of current manufacture. **INDIVIDUAL CONTROLS FOR BASS AND "TREBLE" "Lift" and "Cut."** Frequency response ± 3 db 30-30,000 c/c. 8x negative feedback loops. Hum level 71 db. down. **ONLY 70 millivolts INPUT required for FULL OUTPUT.** Suitable for use with all makes and types of pick-ups and practically all microphones. **COMPARABLE WITH THE VERY BEST DESIGNS. FOR STANDARD or LONG PLAYING RECORDS. FOR MUSICAL INSTRUMENTS such as STRING BASS, GUITAR, etc. OUTPUT SOCKET with plug provides 300 v. 20 mA. and 6.3 v. 1.5 a.** For supply of a RADIO FEEDER UNIT. H.P. TERMS ON ASSEMBLED UNITS. DEPOSIT 31/- and nine monthly payments of 21/-. Size approx. 12-9-7in. For A.C. mains 200-230-250 v. 50 c/c.s. Outputs for 3 and 15 ohm speakers. Unit is complete to last nut. Chassis is fully punched. Full instructions and point-to-point wiring diagrams supplied. Unapproachable value at 27/15/-, or factory built 45/- extra. Carriage 10/-. If required louvred metal cover with 2 carrying handles can be supplied for 17/6.



H.M.V. LONG PLAYING RECORD TURNABLE COMPLETE WITH CRYSTAL PICK-UP (SAPPHIRE STYLUS). Speed 83 1/3 r.p.m. BRAND NEW. CARTONED. Only 23/19/6 (approx. half price). Carr. 5/- (for 200-250 v. A.C. Mains).

MICROPHONES. High fidelity crystal types. Acos 33-1 hand or desk type, 50 -. Plezzo with heavy floor base and telescopic stem. 26/19/6.

PLESSEY SINGLE SPEED AUTO-CHANGERS with Crystal Pick-up for standard 78 r.p.m. records 10in. or 12in. Very limited number. Only 25/17/6, carr. 5/6.

R.S.C. 4-5 WATT HIGH GAIN AMPLIFIER TYPE A5

A highly sensitive 4-valve quality amplifier for the home, small club, etc. Only 50 millivolts input is required for full output so that it is suitable for use with the latest high-fidelity pick-up heads in addition to all other types of pick-ups and practically all mikes. Separate Bass and Treble controls are provided. These give full long playing record equalisation. Hum level is negligible, being 71 D.B. down. 15 D.B. of negative feedback is used. H.T. of 300 v. 26 mA. and L.T. of 6.3 v. 1.5 a. Is available for the supply of a Radio Feeder Unit, or Tape Deck pre-amplifier. For A.C. mains input of 200-230-250 v. 50 c/c.s. Output for 2-3 ohm speaker. Chassis is not alive. Kit is complete in every detail and includes fully punched chassis (with baseplate), with green crackle finish, and point-to-point wiring diagrams and instructions. Exceptional value at only 24/15/-, or assembled ready for use 25/- extra, plus 3/6 carriage.



operating instructions. Only 27/19/6 plus 3/6 carr.

BRAND NEW B.S.R. MONARCH 3-SPEED MIXER AUTO-CHANGERS. With crystal pick-up and dual point sapphire styli for standard or long playing records. Plays ten 7in., 10in. or 12in. Internormed. For A.C. mains 200-250 v. 50 c/c.s. Supplied in sealed cartons with template and

COLLARO HIGH FIDELITY MAGNETO PICK-UP. Low impedance with matching transformer, brand new, boxed at fraction of normal price. Only 33/-.

R.S.C. MASTER INTERCOMM. UNIT. With provision for up to 4 "Listen-Talk Back Units" individually switched. A high gain amplifier enables speech and other sounds emanating from the rooms containing remote control units to be heard at the master control. Supplied with walnut veneered wood or brown bakelite cabinet. Mains input is 200-250 v. 50 c/c.s. H.T. line 300 v. CHASSIS IS NOT "ALIVE." Ideal for use as "Baby Alarm." Sound amplification 4 watts. Price only 7 gns, carr. 5/- "Listen-Talk Back Unit" in bakelite or walnut veneered cabinet can be supplied at 35/- each.

THE SKY FOUR T.R.F. RECEIVER



A design of a 3-valve 200-250 v. A.C. Mains receiver with selenium rectifier. For inclusion in either of cabinets illustrated above. It employs valves 6K7, 8P61, 6P6G, and is specially designed for simplicity in wiring. Sensitivity and quality is well up to standard. Point-to-Point wiring diagrams, instructions and parts list, 1/6. This receiver can be built for a maximum of 24/19/6 including cabinet. Available in brown or cream bakelite veneered walnut.

FOUR-STAGE RADIO FEEDER UNIT

Design of a HIGH FIDELITY L. and M. wave T.R.F. Unit with self-contained heater supply and thorough H.T. decoupling. Only 250-400 v. 15-20 mA. H.T. required from main amplifier. Three valves and Low Distortion Germanium Diode Detector. Flat topped response characteristic. Loaded H.F. coils. Two variable MU controlled H.F. stages, 3 gang condenser tuning. Cathode follower output stage. Switch position for Gram. and Gram. input and output sockets. Performance compatible with the best in Feeder Units. For A.C. mains 200-230-250 v. operation. Size 11-6-7 1/2 in. Illustration, full set of easy-to-follow wiring diagrams and instructions and individually priced parts list 2/6. This unit can be built for only 23/15/-, including "Dial" and Drive knobs and every item required.

R.S.C. A73-4 WATT QUALITY AMPLIFIER

A highly sensitive 4-valve amplifier using negative feedback and having an excellent frequency response. Pre-amplifier and Tone Control stages are incorporated with separate Bass and Treble controls giving full tone compensation for Long Playing records. Suitable for any kind of pick-up including latest high fidelity types. H.T. of 250 v. 20 mA. and L.T. 6.3 v. 1 a. available for supply of Radio Feeder Unit, etc. ONLY 40 millivolts input required for full output. Fully isolated chassis with baseplate. For A.C. mains 200-250 v. 50 cycles. Output for 2-3 ohm speaker. Complete kit of parts with point-to-point wiring diagrams and instructions. Only 23/15/-, carr. 5/6 or factory built 22/8 extra.

DEFIANT RECORD PLAYING TURNABLE COMPLETE WITH MAGNETIC PICK-UP. Pick-up is high impedance type. Unit is housed in a beautiful walnut veneered cabinet of attractive design. For all standard records (78 r.p.m.). Limited number. Brand new, cartoned 25/19/6, carr. 7/6.


W.B. "STENTORIAN" HIGH FIDELITY P.I.I. SPEAKERS. HF102, 10 watts, 15 ohm (or 3 ohm) speech coil. Where a really good quality speaker at a low price is required, we highly recommend this unit with an amazing performance. 24/3/6.

Radio Supply Co. (LEEDS) LTD.

32 THE CALLS. — LEEDS, 2.

Terms C.W.O. or C.O.D. No C.O.D. under 1/. Postage 1/9 extra on all orders under 2/. 2/9 extra under 25 unless carriage charge stated. Full Price List 6d. Trade List 5d. Open to Callers: 9 a.m. to 5.30 p.m. Saturday until 1 p.m.

NEW TV AND FM ALIGNMENT GENERATOR



**BANDS
I, II & III
AND I.F.'s**


ABSORPTION MARKER FOR IF'S 10—40 M/C.S.
SINGLE OR DOUBLE TRACE OPERATION.
0—20 M/C.S SWEEP WIDTH.
BANDS IV AND V ON HARMONICS.

*Price and Further details on application
Trade and export Enquiries invited*



WHARTON INSTRUMENT COMPANY
1081, FINCHLEY ROAD, LONDON, NW II.
TEL. : MEADWAY 3407

TWIN SPOTLIGHTS !!!



The new Primax Soldering Gun has twin spotlights each with its own lens to light each side of the special Alloy Bit. Rated at 100 Watts this Gun is more powerful than the Primax which has been acclaimed by Service Engineers and Amateurs. In 6 seconds the bit reaches the right temperature. You only consume current when actually soldering.

Available in 110-200/220, 220/250 v.
Weight 34 ozs.
Effective soldering area 1/64 sq. Inch.
One Year Guarantee (except on Soldering bits.)

PRIMAX

MODEL 100 92/6

THE PRIMAX
Solderer.

72/6

*still as popular
as before!*

Sole Distributors

S. KEMPNER Ltd

29, Paddington St., London W.1.

Phone - Hunter 0755

WANTED

VERY HIGH PRICES PAID FOR THE FOLLOWING: —

APN3	BC342	I-152
ARC1	BC611	TS13
ARC3	BC713A	TS35
ARN7	BC714A	TS45
ART13	BC721	TS148
BC221	BC788C	TS174
BC312	CPN2	TS175

Also Modulation Transformers Thermador No. CS2160- and Scanner (antenna) RC94 or parts.



ALTHAM RADIO CO.

JERSEY HOUSE, JERSEY STREET

MANCHESTER 4

Telephone: Central 7834/5/6

Largest stocks in Europe of Government surplus material.

INTRODUCING THE "VISCOUNT" tape recorder, successor to the "Herga" and making FULL use of the Push-button facilities of the wonderful new Motek K8 deck, Servo brakes, Button control of Amplifier, roller, pads & brakes. Adjustable Azimuth and possibility of changing from B. S. I. to Continental Standard. But write for leaflet and judge whether this is not the best value in recorders at 42 Guineas, or H.P. terms on application.

Bias Oscillator Coils. The HATFIELD oscillator has COMPLETE STABILITY, LESS THAN 0.28 of 1% distortion, R.M.S. output voltage 50% greater than the H.T. voltage, 1 valve, 1 coil, simple circuit.

Sounds Incredible, but it is GUARANTEED. Send for copy of N.P.L. report and see our ad. in April issue of "W.W." The HATFIELD oscillator is now made with 3 output impedances to suit any Head on the market. 45 Kc/s to 50 Kc/s.

TAPE RECORDISTS! Are you Completely satisfied with your recordings? Bad waveform in an oscillator can cause DISTORTION due to intermodulation, NOISY BACKGROUND due to D.C. component in an asymmetrical waveform and INTERFERENCE with radio due to harmonics beating with incoming signal. The fundamental cannot do this!

COIL, complete with circuit, 10/6 post free. Patent app. for.

BIAS REJECTOR COILS

Even a small amount of bias frequency getting into the amplifier can cause a lot of trouble, and nearly all tape recorders need a rejector coil to prevent this.

COIL, complete with instructions, 5/6 post paid.

MOTEK TAPE DECKS

The famous K8 deck; twin track, two speed, with push buttons and SERVO braking, is a beautifully finished job at only £19/19/-. Post free. Or H.P. terms on application.

TAPE AMPLIFIERS

The HATFIELD amplifier is complete with oscillator as above, and magic eye, less speaker, at £12/15/-. Or H.P. terms on application.

HATFIELD RADIO

78 STROUD GREEN RD.. LONDON, N.4

Z. & I. AERO SERVICES LTD.

offer the following fully serviced and guaranteed equipment

BAKELITE CASES (BOTTOM CASE ONLY) FOR MODEL 7	
AVOMETER. BRAND NEW, only	each 7 6
For order of thirty or more	each 5 6
AVOMINOR FRONT PANELS, BRAND NEW —an excellent opportunity for an amateur to build a Universal Meter from standard components	
	each 9 6
For orders of thirty or more	each 7 6

MARCONI MODEL TF-329C, E AND F "Q" METERS	
Frequency Range 50 kc to 50 mc/s.	
"Q" range 10 to 500 in two ranges.	
Power supplies: 200/250 volts A.C.	
Price, completely overhauled and guaranteed:	
Model "C" and "E"	£70 0 0
Model "F"	£80 0 0

MARCONI TYPE TF-643 U.H.F. ABSORPTION WAVEMETER	
Frequency range 20 mc/s to 300 mc/s in four bands.	
Accuracy 1.0% below 150 mc/s and 2.0% above.	
Price completely overhauled and guaranteed, complete with four plug-in coils and individual calibration charts	
	£30 0 0

MARCONI SIGNAL GENERATORS	
TF-517E, range 150-300 mc/s.	£30 0 0
TF-517F, range 18-58 and 150-300 mc/s.	£35 0 0
TF-390G, range 16-150 mc/s.	£25 0 0

TYPE 1055M LAVOIE HETERODYNE FREQUENCY METER (TS-127)	
Frequency range 375-725 mc/s; accuracy 1 mc/s.	
Power supplies: dry batteries.	
Price	£50 0 0

COMMUNICATION RECEIVERS	
Hallicrafters S-27, frequency range 27.8 to 143 mc/s, in three bands one RF stage, three IF stages, AM and FM Detector, AF Amplifier and Output Stage, BFO, De-emphasis circuit for FM reception; IF-5.25 mc/s.	
Price, completely rebuilt to original specification, suitable for use in a laboratory	
	£75 0 0

Marconi CR-150, frequency range 2 to 60 mc/s in five bands, dual superheterodyne, 1st IF 1.6 mc/s, 2nd IF 465 kc/s, with two RF stages, two IF stages, AF amplifier and Output Stage, BFO, Crystal Filter, 500 kc/s Crystal Calibrator, five switched pass-bands, Dry Battery operated.	
Price	£50 0 0

Type R-1155N Receivers, range 200-500kc; 600-1500kc; and 1.5 to 18.5 mc (this includes trawler band).	
Price completely rebuilt to A.R.B. standard	£27 10 0

Valve Voltmeters	
Valve Voltmeter No. 2	£17 0 0
Marconi TF-428B/1 Valve Voltmeter, brand new, in transit case and complete with spare valves	£35 0 0

VACUUM CONDENSERS, capacity 50 mmF, 32kV each	17 6
--	------

Please write for details, etc., to :

Z. & I. AERO SERVICES LTD.
19, BUCKINGHAM STREET. LONDON, W.C.2

Tel.: TRAlgalgar 2371/2

CITY SALE & EXCHANGE LTD

The High Fidelity Specialists

We suggest the following groups will give you the best from your HF equipment. All these goods are available from stock.

G. 110. R. D. Junior Amplifier and Control Unit Jason FM Tuner adapted for use with above, complete with plugs Pye Cantata corner Loud Speaker	£ 26. 0. 0. £ 17. 3. 0. £ 36.15. 0. £ 79.18. 0.
G. 111. Dynatron LF 10 Amplifier and TC 10 Tone Control Unit Dynatron T 10 AM/FM tuner Garrard RC 80/M 3 speed Changer with Tannoy Pick-up cartridge with one diamond and one sapphire stylus Lowther TP. 1 corner horn Loud Speaker	£ 37.17. 6. £ 60.16. 4. £ 29.10. 0. £ 96. 0. 0. £ 224. 3.10.
G. 112. Acoustical Quad II main Amplifier and Control Unit Tannoy 15" dual concentric Unit In York Bass reflex cabinet Connoisseur variable 3 speed Gramophone " Pick-up complete with mark II diamond head	£ 42. 0. 0. £ 71. 8. 0. £ 28.11. 0. £ 12. 9.10. £154. 8.10.

Phillips 20" Projector T.V., Perfect.	£50. 0. 0.
Valradio 200 watt DC/AC Converter.	£10. 0. 0.
Beau Decca Radio tuner, 3 wave band, variable selectivity, complete in case.	£13.10.0.
Chapman FM 81 tuner with metal cover, shop soiled.	£18. 0. 0.
Lowther FM tuner, magic eye.	£16. 0. 0.
EMG Steep cut filter.	£ 2. 5. 0.

Part exchange is our speciality. Please write giving details of your present equipment, including date of purchase and price paid. L. P. records by return of post.

Valradio 100 watt DC/AC converter, as new.	£ 9. 0. 0.
Mullard 6 valve Radio, RF stage and magic eye.	£12. 0. 0.
Mc Michael 7 valve push pull Radio console, as new.	£19.19.0.

G. 113. RCA Amplifier and Pre-Amplifier Control Unit Chapman FM 81 mark II VHF tuner Unit with magic eye Tannoy 12" dual concentric Unit In Lansdowne cabinet	£ 48. 0. 0. £ 22. 1. 0. £ 68. 5. 0. £ 138. 6. 0
G. 114. Armstrong A 10 Amplifier and Pre-Amplifier " FM 56 V. H. F. Tuner ready to plug in the above Amplifier R. D. Uniflex reflex cabinet, complete with Wharfedale super 12/CS/AL Speaker Unit	£ 29.10. 0. £ 22. 1. 0. £ 36. 7. 6. £ 87.18. 6.

SPECIAL OFFER

Garrard RC 80/M 3 speed changers, complete with either two Decca XMS or Acos G.P. 19 Pick-ups. Packing and Carriage	£ 16. 0. 0. 7. 6.
--	----------------------

Pye 12" De Luxe console 13 Channel T. V.	£52.10.0.
Leak L.P. Ruby Pick-up.	£ 3. 0. 0.
Leak 78 Ruby Pick-up.	£ 3. 0. 0.
Acos GP 20 Pick-up, complete with two heads and transformer, as new.	£ 8. 8. 0.
BJ Arm complete.	£ 2. 5. 0.
Leak Diamond LP Pick-up.	£ 6. 0. 0.
EMITranscription Pick-up, Model 17 with two heads and transformer, as new.	£ 8. 8. 0.

93-94 FLEET STREET, LONDON, E.C.4 Phone: FLEet St. 9391/2

WEIR

Instruments manufactured in Moving Coil and rectifier types to B.S. 89-1954.



SMALL PANEL INSTRUMENTS



2in., 2½in. and 3½in. enclosed in cases of black moulded Insulating material and provided with scales printed in black on matt white enamelled metal dials.

Available as Ammeters, Voltmeters, Milliammeters and Microammeters.

MANUFACTURED BY:

THE WEIR ELECTRICAL INSTRUMENT CO. LTD.
BRADFORD-ON-AVON WILTSHIRE
TELEPHONE 2378

ASK ARTHURS FIRST

Valves and C.R.T.s in great variety
AVO METERS IN STOCK

- Avo Model 7..... £19 10 0
- Avo Model 8..... £23 10 0
- COSSOR Oscilloscope Model 1035.....£120 0 0
- COSSOR Oscilloscope Model 1052.....£104 0 0
- ADVANCE AND TAYLOR Meters always in STOCK
- LEAK TL/10 Amplifier and "Point One"
Pre-Amplifier, Complete..... £28 7 0
- LEAK F.M. Unit with built in Power
Supply £33 15 0
- JASON F.M. Unit with Power Pack..... £19 7 0
- CHAPMAN F.M. 81 Unit £21 0 0

VALVE MANUALS

Mullard	10 6
Osram	5 0
Osram Part 2.....	10 0
Brimar No. 6.....	5 0
Mullard Replacement Guide ...	2 6
Art and Science in Sound reproduction by F. H. Brittain, D.F.H.	2 6
Postage 6d. extra.	

LOUDSPEAKERS, RADIO, TELEVISION, RECORDERS AND RECORD PLAYERS OF LEADING MAKES

Goods offered subject to being unsold and to price alteration.

● WE WELCOME YOUR ENQUIRIES on Radio and Electrical

Arthur's

EST. 1919
PROPS: ARTHUR GRAY, LTD.

GRAY HOUSE, 150-152 CHARING CROSS ROAD, LONDON, W.C.2
TEMPLE BAR 583314 and 4765 Cables: TELEGRAY, LONDON

TRANSFORMERS COILS CHOKES

LARGE OR SMALL QUANTITIES
TRADE ENQUIRIES WELCOMED

SPECIALISTS IN

FINE WIRE WINDINGS

MINIATURE TRANSFORMERS, PICK-UP, CLOCK AND INSTRUMENT COILS, ETC.
VACUUM IMPREGNATION TO APPROVED STANDARD;

ELECTRO-WINDS LTD.

CONTRACTORS TO G.P.O., M.O.S., L.E.B., ETC.

123-5-7 PARCHMORE ROAD, THORNTON HEATH, SURREY
LIVINGSTONE 2261 EST. 1933

KAYE'S for RELAYS

B.P.O. 3000 and 600 type to your specification

Coils up to 100,000 ohms. Tropical Baked or Vacuum Impregnated. Component parts and/or coils supplied separately. Prototype relays made, if required.

Please may we have your enquiries NOW

Contact Blanks supplied to order

●

Key switches and Telephone Equipment

KAYE ELECTRICAL MANUFACTURING CO.

Havelock Works, Havelock Place, Harrow, Middlesex.
HARROW 1432

ENGINEERS & PHYSICISTS

are required for interesting and progressive work on semi-conductor development at

The Edison Swan Electric Co., Ltd.

QUALIFICATIONS: Degree in Physics or Engineering, H.N.C. or equivalent. There are also vacancies in similar work for Technicians with O.N.C. or Inter-B.Sc.

SALARIES: according to experience and qualifications. Pension scheme. Apply to

★ **Mr. J. DONEGAN, Chief Engineer, Valves, THE EDISON SWAN ELECTRIC CO., LTD. Cosmos Works, Brimsdown, Enfield, Middlesex**

THE NORTHERN AUDIO CENTRE

L.H.F. LANCASTER HI-FIDELITY CO. L.H.F.

144 OXFORD ROAD, MANCHESTER 13
AMPLIFIERS; SPEAKERS; GRAM-MOTORS;
RADIOGRAM-CHASSIS; TUNER UNITS

Large stocks. Demonstrations. Hire-Purchase.

Bus Route; 41 or 42 (ask for Roxy Cinema)

If by car drive towards University. Phone: ARDwick 5762.

NEW!!!

1.5 A.E. VOLTAGE STABILIZERS

At last, the voltage stabilizer you have been searching for for years is now on the market. It allows you to stabilize any voltage from 1.5V up to any desired value in 1.5V steps. This made the A.E. voltage stabilizer one of the most revolutionary devices in the electronic field since the invention of the transistor.

If you have to deal with polarisation voltage or direct or rectified voltage stabilization problems, the A.E. stabilizer is your answer. You couldn't think of a cheaper, safer and more reliable stabilizer than the 1.5V A.E. voltage stabilizer.

Our technical staff is ready to help you in this matter just put your problems to them,

L'ACCUMULATEUR ETANCHE S.A.

113, Rue du Dobbelenberg
Harer-Bruxelles 2

RCA TRANSMITTERS. Type ET-4331. 1 kW. (telephone); 1.4 kW. (telegraph). Frequency range 3 Mc/s to 20 Mc/s.

S.C.R. 399 complete with petrol generator P.E.95G (10kw.).

BC610 TRANSMITTERS with speech amplifier, aerial tuning unit, etc. Brand new.

RCA TRANSMITTERS. Type ET-4336. Complete with original speech amplifier, crystal multiplier and VFO units. Unused and re-conditioned. Can be supplied with very large quantity of spares.

RCA TRANSMITTERS. Type ET-4332 modified by R.A.F. for use on crystal or master oscillator. Complete with speech amplifier.

MULTI-CHANNEL TRANSMITTER T-4/FRC, with modulators MD-1/FRC, 2 Mc/s to 18 Mc/s. Each channel 400 w. output. W.S. No. 19 & 22. Both complete with installation kit. Tropicalised. New.

MAGNETO 10 LINE U.C., 40 Line F & F TELEPHONE SWITCHBOARDS (complete).

MARCONI SIGNAL GENERATORS Type T.F. 144G. As new, checked.

A.R.88Ds, BC.312, BC.342, R.109.

METAL RECTIFIERS Type IB, D.C. output 10 amps at 22 v., input 200/250 v., 50 c/s.

All above items in excellent working condition. Working demonstration upon request.

SPARES A large selection available for SCR399 (BC610), ET4336, SCR610, EEB Telephones, and Teleprinters type 7B.

TX VALVES 805, 807, 813, 861, 66A, 100TH, 250TH, and many others.

Large stock of Tx condensers, crystals and other components.

P.C.A. RADIO

New Address, Offices and Works

BEAVOR LANE, HAMMERSMITH, LONDON, W.6

Telephone: RIV 8006/7

OSMOR

Free!

Send 7½d. in stamps for circuits, practical drawings, of F.M. Tuner, Band III Converter, various T.R.F.

and Superhet circuits Miniature circuits, Switching circuit, Price Lists, etc. Components and information supplied concerning most published circuits in WIRELESS WORLD PRACTICAL WIRELESS RADIO CONSTRUCTOR

418 BRIGHTON ROAD, SOUTH CROYDON, SURREY
Telephone: CROydon 5148/9

SPECIALISTS IN R.F. COILS

PROTOTYPE, DEVELOPMENT & BULK WAVE-WINDING OF HIGH "Q" COILS, COIL PACKS, ETC.

JUST OUT! — For Home Constructor or Trader.

A simple but very efficient Band III Converter for all TV sets (including TRF). Approximately one hour to build! Guaranteed no breakthrough of Band I or reradiation. Will Convert any Band III Channel to any Band I Channel. AC or AC/DC. Excellent results assured. Kit — £3-5-0. Ready wired — £4. Postage and pkg. 3/—.

★ F.M. TUNER ★ BAND III CONVERTER

SATISFIED BOB'S running home with their -



Radio Components

(made by The leading mfgs only)

From

WESTWOOD'S

46 George Street

Phone OXFORD 47783

The Edison Swan Electric Co. Ltd., Cosmos Works, Brimsdown, Enfield, Middlesex, has vacancies in its Research and Development Departments for:—

1. Development Engineers for work on design and development of thermionic valves.
2. Technical Assistants for work in connection with design and development of thermionic valves.
3. Mechanical Engineers interested in the problems of mass production associated with thermionic valves.

These vacancies are the result of a rapid expansion in the Company's activities. The positions are progressive and carry the advantages of a Pension Scheme.

Applicants for vacancies (1) should have an Engineering or Physics degree, but applications from candidates with H.N.C. or equivalent will be considered.

Applicants for vacancies (2) and (3) should have Ordinary N.C. or H.N.C. or Inter B.Sc. or equivalent.

The starting salary will be in accordance with the qualifications, experience and age of the applicants.

Applications should be in writing and will be treated with the strictest confidence.

Apply to Mr. J. Donegan, Chief Engineer, Valves.

WALMORE ELECTRONICS LIMITED

PHOENIX HOUSE, 19/23 OXFORD STREET,
LONDON, W.1.

Telephone : GERrard 0522

Cables : Valvexpor

EXPORTERS OF RADIO, TELEVISION AND
INDUSTRIAL TUBES, HAVE PLEASURE IN
INTRODUCING THEIR BRAND



AND INVITE ENQUIRIES FROM BUYING
AND CONFIRMING HOUSES EXCLUSIVELY
FOR EXPORT

We wish to advise our many friends in the trade that we are unable to supply the home market and that all previous lists and quotations must be considered cancelled.

Now available

with our Equipments

The

Ortofon

Moving Coil Pickup



- Separate heads for L.P. and 78 r.p.m. records.
- The Ortofon arm with ball-bearing mountin; and special quick-locking ring.
- Suitable matching transformer for use with our pre-amplifiers.
Type 384 with triple mu-metal screen for hum rejection and a copper screen against stray R.F.

Demonstrations: London area:

Messrs. B-K Partners Ltd.,
The Classic Electrical Co. Ltd.

NEW — special PFA PRE-AMPLIFIER for use with the above, now available.
GOODSELL LIMITED, 40, Gardner St., Brighton, 1

Telephone : 26735

TELEVISION TUBES

MULLARD - COSSOR - EMITRON or equivalents Ex STOCK

MADZA 12In 14 days delivery

12In., £6.10. 14In., £7.10. 15In., £8.10. 17In., £10.

Packing and Insurance, 12/6

FIRST CLASS RECONDITIONED TUBES
- 6 MONTH'S GUARANTEE -

LOW LOSS CROSS-OVER BOX. For inside or outside fitting. No soldering. 13/6

MIDLAND. MI CONVERTOR. Band I-III. £9. 6.0

" Fringe Areas. M2 CONVER-

TOR 4 Channel Model... .. £9. 9.0

SOUTH-COAST. SI CONVERTOR. 4 Channel

Model £9.18.0

All Convertors with Built-in Power Supply. LI and MI also includes Cross-over Box. South Coast and Fringe Areas are specially developed HIGH GAIN Models. Finished in stove enamelled steel case.

Instructions for fitting enclosed

Cash with Order or C.O.D

"RE-VIEW" (LONDON) LTD

14, BEYNON ROAD, CARSHALTON, SURREY

Phone : WALLINGTON 7028

Terms to the Trade



and now

S. G. Brown

LIGHTWEIGHT
HEADPHONES
FOR LADIES

Specially designed for
use with dictation and
recording machines.



These Headphones are extremely
light in weight—only $3\frac{1}{2}$ ounces.
They can be worn for long periods
without the slightest discomfort.
They do not disarrange the hair and
are designed to ensure long and
reliable service.

S. G. Brown provide
Headphones and associated
equipment for all known pur-
poses. Brochure
'W' sent on re-
quest.

S. G. Brown, Ltd.

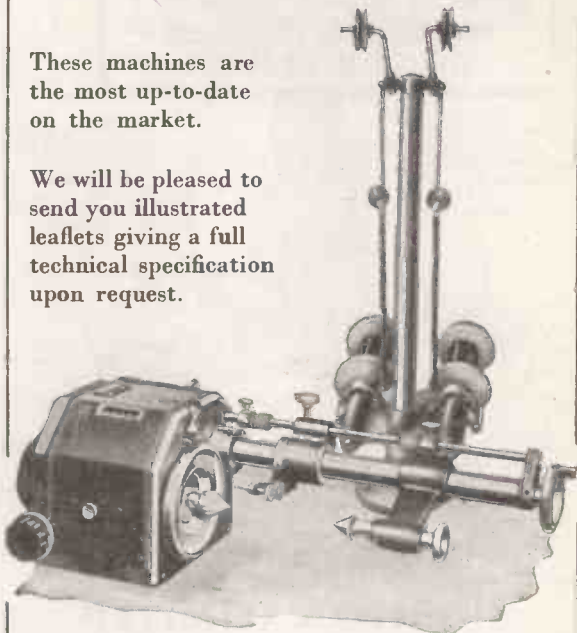
SHAKESPEARE STREET, WATFORD, HERTS.

Telephone: Watford 7241

TYPES A1/1 & A1/X AUTOMATIC COIL WINDING MACHINES

These machines are
the most up-to-date
on the market.


We will be pleased to
send you illustrated
leaflets giving a full
technical specification
upon request.



KOLECTRIC LTD

73, UXBRIDGE ROAD, EALING, LONDON, W. 5.

A. C. SOLENOID TYPE SA.



Continuous $\frac{3}{4}$ lb. at $\frac{3}{4}$ "
Instantaneous to 6 lbs.

100% PRODUCTION
INSPECTION

Larger and Smaller Sizes
Available. Also Trans-
formers to 6kVA 3 Phase.

R. A. WEBBER LTD.

18, FOREST ROAD, KINGSWOOD, BRISTOL.

Phone 74065

AERIAL FITTINGS!!

ESPECIALLY DESIGNED FOR CONSTRUCTING
BAND I and BAND III TELEVISION AERIALS

COVERING ALSO THE CONSTRUCTION OF
F.M. and other S.W. aerials.

All fittings are fully guaranteed, being die-cast
from high quality aluminium alloys.

Send 1/- P.O. for our illustrated catalogue of
fittings, chimney & wall lashings, alloy tubing etc.

to:—

FRINGEVISION LTD.

MARLBOROUGH, WILTS.

Phone 657 & 658

BBC Engineering Monographs

This series of publications deals with the
work of the BBC's Engineering Division—
and covers laboratory investigations and
development work in acoustics. About
six monographs are published annually.
The following are already available:

- The Suppressed Frame System of Tele-
recording
- Absolute Measurements in Magnetic
Recording
- The Visibility of Noise in Television
- The Design of a Ribbon Type Pressure-
Gradient
- Microphone for Broadcast Transmission

A further title: 'Reproducing Equipment
for Fine-Groove Records' appeared in
February

The Monographs are 5/- each. An annual
subscription of £1 covers all the issues in one
year, post free.


Obtainable through all newsagents and
booksellers, or direct from BBC Pub-
lications, 35 Marylebone High Street,
London, W.1.

REDUCE YOUR PRESS TOOL COSTS

THE HUNTON UNIVERSAL BOLSTER OUTFIT FOR SHEET METAL PIERCING AND BLANKING ON FLY PRESSES

Bolster Frame with 2 adjustable gauges and insertable steel Holders for Dies $\frac{1}{2}$ in. to $3\frac{1}{2}$ in. bore diameter.

Two Punch Holders with detachable positive-action Strippers take the complete range of Punches $\frac{1}{2}$ in. to $3\frac{1}{2}$ in. diameter.



Equip your press with the Hunton Outfit and use inexpensive standardised Punches and Dies $\frac{1}{2}$ in. to $3\frac{1}{2}$ in. diameter, obtainable from stock—in $\frac{1}{4}$ in. sizes—when required.

Standardised Tools also available at short notice for Square, Oblong and other shapes, Louvre Forming (up to 8 in. long), Corner Notching, Corner Radiusing, Angle Iron Notching and Piercing, etc.

Get the Outfit now—Buy Punches, Dies and Tools as you need them

Descriptive brochure and price list W.B. on request.

HUNTON LIMITED

Phoenix Works, 114-116, Euston Road, London, N.W.1
Telephone: EUSton 1477-8-2 Telegrams: Untonexh, London

AUTOMATION!!!

MAGNETIC RELAYS

TYPES 3000 and 600

Built to specification and to stand the most rigid test.

Tropical or Jungle finish

Prototypes at short notice and reasonable deliveries on quantities.

HIGH SPEED, A.C. & TELEGRAPH RELAYS IN STOCK

KEY SWITCHES

P.O. & MUIRHEAD TYPES

ELECTRO MAGNETIC COUNTERS MAJOR or MINOR TYPES

Four figures—any resistance—D.C. WKG.

JACK DAVIS (RELAYS) LTD.
TUDOR PLACE, LONDON, W.1
MUSEUM 7953 LANGHAM 4821

G2AK This Month's Bargains G2AK

CRYSTAL HAND MICROPHONES

In silver hammer case (as illustrated) with polished grille, handle and four feet of screened lead.

ONLY 21/- Inland post paid

MINIATURE ROTARY TRANSFORMERS.

12 v. input, output 360/310 v. 30 mA., c.c.s. or 70 mA l.c.a.s. Only $4\frac{1}{2}$ x $2\frac{1}{2}$ in. overall. Only 17/6 each, or 30/- for 2. Post and packing 1/6.



THIS MONTH'S SPECIAL. Power Units in black metal case. With Input and output sockets. For 203/263 v. 50 c. input. Output 200/250 v. 63/80 mA. Fully smoothed and fused. Also gives 31 v. 3 a. D.C. and 6.3 v. 3 a. A.C., fitted with 6X5 rectifier. 50/- ea., carr. paid.

STEAMLINED BUG KEYS by famous maker. Brand new in original cartons. 1st over £4. Our price only 45/-.

SHADED POLE MOTORS. Heavy duty type. Totally enclosed. Made for professional tape deck. Very limited quantity. Only 35/- ea. P and P 2/-.

CONDENSERS. 8 μ F 600 v trop. 750 v normal condensers. New ex W.D. stock, 5/6 P and P 2/-, 8 μ F 1,000 v. Brand new ex W.D. stock. Worth £3. Our price only 10/- ea. P and P 2/-.

Carriage paid on all orders over £1 except where stated. Please include small amount for orders under £1.

Please print your name and address. All Mail Orders to—

CHAS. H. YOUNG, G2AK

Dept. 'W' 102 HOLLOWAY HEAD, BIRMINGHAM 1
Phone: MIDLAND 3254
All callers to 110 DALE END, BIRMINGHAM 4
Phone: CENTRAL 1635

INFRA-RED RECEIVER MK. 1(T) (ZA93119). Known as 'Tabby.' These units are completely self-contained, i.e., the caesium cell and lens are housed with the Zamboni Piles in a metal case, 5 1/2 x 8 in. (overall) x 2 1/2 in. wide, with press button switch and leather carrying strap. Supplied in strong leather case. Price 30/-, plus 2/6 post.

BATTERY OSCILLATOR. This is a 2-valve Push-Pull Oscillator. Freq. range 54 to 80 mc/s, directly calibrated on slow-motion dial. Output is CW or PRF. Contains two 1P2 Triodes, Twin gang 100 pf. Tuning Condenser, two Toggle switches, etc. With the addition of a modulator can be made into a useful sig. gen. for TV use, etc. Circuit and suggested mods. supplied free with unit. Price 15/-, plus 2/6 carriage. Components required can also be supplied.

SELENIUM RECTIFIERS. Full-wave Bridge Types. RMS 15 volt. Output 6 v. or 12 v. 2 amp. at 32/6 each, plus 3/6 post. RMS 15 volt output 6 v. or 12 v. 5 amp. at 25/- each, plus 3/- post. RMS 18 volt. output 6 v. or 12 v. 2 1/2 amp at 11/6 each, plus 2/- post. RMS 18 volt. output 6 v. or 12 v. 2 amp. at 10/6 each, plus 1/9 post.

SPECIAL OFFER OF POTENTIOMETERS.

50,000 Ω Carbon, less switch, long spindle, 1/6 each, 12/6 doz.
2,000 Ω Linear, with D.P. switch, long spindle, 12/6 doz.
100,000 Ω Carbon, with S.P. or D.P. switch, 1/6 each, 12/6 doz.
20K Ω Wire wound $\frac{1}{2}$ in. spindle, 1/6 each, 15/- doz.
2K Ω Wire wound $\frac{1}{2}$ in. spindle, 1/6 each, 15/- doz.
1 meg Ω Double bank, with $\frac{1}{2}$ in. spindle, 2/6 each, 24/- doz. U.S.A.
2 meg Ω Double bank Pre-set type, 2/- each, 20/- doz.
Please add postage: 6d. for up to 3, 1/- for up to 8, 1/6 for doz.

SANGAMO CONTACTOR UNITS (B3-833-4). Has Elgin clockwork movement with jewelled escapement. 36 hours running time, or controllable at 1 min intervals. Brand new and boxed. Price 15/- post paid.

SANGAMO MOTOR UNITS. These are brand new pre-paid meter movement with dozens of gears, and a Sangamo Weston 200-250 v. A.C. 50 cycles motor (silent running). Has numerous applications (clockmaking, etc.). Price 10/6 plus 1/6 postage.

R.F.25 UNITS. Covers 40-50 mc/s. Switched tuning. Complete with 3-SP61 valves. Brand new at 10/6 each plus 2/- post.

COIL FORMERS. $\frac{1}{2}$ in. Aladdin Polystyrene, with iron dust core. 7/6 doz., plus 9d. post

FLAMELIT TRANSFORMERS. Input 210-240 v. A.C. Secondary 6.3 v. 6 a., 4 v. 4 a., 2 v. 2 a., and 30 v. 160 ma. At 14/6 each, plus 1/6 post.

SMOOTHING CHOKES. 10 Henries 100 mA. 400 Ω . Price 6/6 each plus 1/- post.

NEONS. MIDGET TYPE CV988. 150 v. striking. Brand new and boxed at 1/6 each, 15/- dozen.

GERMANIUM CRYSTAL DIODES. Wire-ended, 1/6 each, 13/6 doz. Also CG6-C and Q471 at 2/- each, 18/- dozen.

BLOCK CONDENSERS (AMERICAN). Oil filled. 1 mfd. 3600 v. D.C. wkg., 5/- each, plus 1/6 post. 2 mfd. 1,000 v. D.C. wkg., 3/6 each plus 1/3 post. 7 mfd. 800 v. D.C. wkg., 6/6 each, plus 1/6 post. 10 mfd. 600 v. D.C. wkg., 6/6 each, plus 1/6 post. Also 4 mfd. 1,000 v. D.C. wkg. (English). 3/9 each, plus 1/3 post. 4 mfd. 500 D.C. wkg. 3/6 each, plus 1/- post.

PLEASE WRITE NAME AND ADDRESS IN BLOCK LETTERS

C. MARKS & Co. (Newport, Mon.) Ltd.
90 COMMERCIAL ST., NEWPORT, MON.

Telephone: Newport 64711

Also at 25 Wyndham Arcade, Cardiff

All mail orders and enquiries to Newport branch please.

BAND III CHANNELS 8 and 9

A new CONVERTOR KIT is now available for LONDON—MIDLANDS—NORTH

Fit this new convertor not to your set but inside your set, even 9" table models, and retain that professional look.

This convertor has been evolved since the I.T.A. transmissions began, and is based upon experience gained in the conversion of very many Band I sets in the London area.

- IT will convert any set, any age, TRF or Superhet
- IT includes station switching
- IT provides pre-set contrast balancing
- IT requires no additional power supply
- IT uses only one aerial input for both bands
- IT provides manual tuning on Band III
- IT is totally screened
- IT completely rejects unwanted signals

CONVERTOR wired and aligned with fitting instructions	£1 2 6
KIT complete in every detail, using double triode RF and mixer valves	£2 12 6
CIRCUIT and instructions in detail (free with kit).....	3 6
BAND III AERIALS (send for list), from	7 4
CROSS-OVER UNITS—Loft	3 6
CROSS-OVER UNITS—Outdoor (printed circuit)...	15 0
AERIAL feeder cable per yard	10
HENLEY radio-type soldering iron, state voltage.....	£1 2 0

When ordering please state present B.B.C. Station and distance away. Orders over £2 post free.

C. & G. KITS

42 St. Augustines Avenue, Croydon, Surrey

BK SPECIALISED LOUDSPEAKER ENCLOSURES




Send for details of the new range of enclosures including the Goodmans Acoustical Resistance Unit

H.P. TERMS AVAILABLE

Hear them for yourself at **B. K. PARTNERS LTD.**

Demonstrations 229 REGENT ST., LONDON. W.1.
 Daily 10.30 a.m.—5.30 p.m. (ENTRANCE HANOVER ST.).
 Saturday 10.30 a.m.—12.30 p.m. Telephone: REG 7363



The above shows one of the two units which comprise our new Portable Professional Tape Recording Equipment Type 8/WRB/1. The following salient features should be noted:—

- ★ Tape speeds of 7 1/2 x 3 3/4 i.p.s. for length of play, BUT performance at these speeds is to Master Tape standards.
- ★ Monitoring from tape or Ingoing signal — Instantaneous comparison.
- ★ B.B.C. — type meter and circuit gives positive indication of audio level, also bias and erase voltages.
- ★ Tape inching control for easy editing.
- ★ Optional built in 4-channel microphone mixer.
- ★ Complete equipment, including monitor amplifier, self-contained in two portable cases.

Write or telephone for full details, or demonstration (by appointment only, please) to:

ARIEL SOUND LTD
 57, Lancaster Mews, LONDON, W.2.
 Tel. PADdington 5092

DE HAVILLAND Advanced Guided Weapon Projects

Specialist Servo Engineers are required for positions in an expanding organisation engaged on research, design and development work.

Permanent and progressive posts, both senior and junior, are available for men with ability and enthusiasm who can offer sound knowledge and experience of hydraulic servo mechanisms. Promotion prospects are good and conditions of employment are generous and enlightened.

We operate a five day week and assistance is given in obtaining single lodging accommodation within easy reach of the works.


Three grades of specialist engineers are required as follows :

- (I) Servo engineers with a theoretical background, having some practical experience of servo design. Candidates for these posts need not have any electronic experience. (R.f. 68).
- (II) Servo engineers with a practical outlook. Candidates should possess a good knowledge of electronics and preferably be acquainted with hydraulics. R f. 69).
- (III) Electronic Circuit engineers for the detailed circuit design of the control equipment associated with hydraulic servos. (Ref. 70).

Apply in confidence, quoting reference number of position sought, to : The Personnel Manager, (Technical Employment), de Havilland Propellers Ltd., Hatfield, Herts.

BAND 3 T.V. CONVERTOR 186/196 Mc/s.
(“W. World,” May 1954).

Kit of parts complete to build this most successful unit comprising drilled chassis 7 x 4 x 2 1/2 in., valves, wound coils, res., cond., etc.; slightly modified version using 8D3 or Z 77 instead of EF 80 valves, £2/5/- post free. Send for blue print and wiring diagram, 1/6 post free. Power Pack Components, including mains transfr. and met. rect., 30/- extra. Provision has been allowed on chassis for Band 1-Band 3 switchinr. Kit of switch parts 7/6.



RADIO - GRAM CHASSIS 5 VALVE SUPERHET, LATEST B.V.A. MIDGET SERIES VALVES

3 WAVEBANDS.—L.W. 800m-2000m, M.W. 200m-550m, S.W. 16m-50m Chassis size 13 1/2 in. x 5 1/2 in. x 2 1/2 in. Attractive Glass Dial 10 in. x 4 1/2 in. edge lit by 2 pilot lamps. Horizontal or Vertical Station Names and 4 control knobs, walnut or ivory to choice. 4 position W/O switch, L.M.S. and Gram. P.U. sockets. Modern circuitry, all coils adjustable dust cored and only quality components used throughout. Delayed A.V.C. and neg. feedback. A.C. mains 200/250 v. Double wound transfr. isolates chassis from mains. Aligned and calibrated ready for use.

BRAND NEW & GUARANTEED £9.15.0 Carr. and ins. 4/6-3-ohm speakers suitable for this chassis available 8” 19/6, 10” 25/-
This chassis is a genuine bargain and delivery is reasonably good.

BEST EVER VALUE IN RECORD PLAYERS

Latest B.S.R. Model. 3 speed Autochanger Mixer Unit. Famous Maxidisc 7 in., 10 in and 12 in. record selector. Modern cream styling. Dual Xial cartridge stylus for high fidelity reproduction. As used by leading Radiogram Manufacturers. Complete with full instructions and template.

OUR BARGAIN PRICE £8.19.6 Carr., Ins., 4/6

ELECTROLYTICS Leading Makes New Stock

TUBULAR	CAN TYPES	80 ohm CABLE	CO-AXIAL
25/25 v., 50/12v.	1/9 8+8/450 v.	4/8	SPECIAL.—Semi-air spaced polythene, standard 1/4 in. diam. Stranded core.
50/50 v. 4/500 v.	2/- 8+16/450 v. ...	5/-	Feeder losses cut 50%. 9d. yd.
100/25 v.	2/- 16+16/275 v. ...	4/6	COAX PLUGS
8/500 v.	2/6 16+16/450 v. ...	5/6	SOCKETS
8+8/500 v.	4/6 16+16/450 v. ...	4/6	COUPLERS
8+16/450 v.	5/- 32/350 v.	6/6	OUTLET BOXES
16/450 v.	3/6 32+32/450 v. ...	4/8	BALANCED TWIN FEEDER per yd.
16+16/450 v.	5/6 60+250 v.	6/8	(80 ohms) 9d.
32/350 v.	4/- 60+100/350 v. 11/8	11/8	TWIN SCREENED FEEDER per yd.
32/500 v.	5/- 60+250/275 v. 12/6	12/6	(80 ohms) 1/-
32+32/350 v.	5/6 100+200/275 v. 12/6	12/6	50 OHM COAX CABLE 9d. per yd. jin. dia.

CONDENSERS.—Mica, Silver, Mica, All perf. values, 2 pt. to 650 pt. 6d. each, ditto ceramics 4d. each. Tubulars, 450 v. Hunts and T.C.C. .0005, .001, .005, .01, .02 and 1 350 v., 9d. .05, 1 500 v. Hunts. 1/- .25 Hunts, 1/6 .5 Hunts, 1/8.

SPEAKER FRET.—Expanded Brnoze anodised metal 8 in. x 8 in., 2/3; 12 in. x 8 in., 3/-; 12 in. x 12 in., 4/3; 12 in. x 16 in., 6/-; 24 in. x 12 in., 8/6, etc.

JASON F.M. TUNER UNIT 87-105 mc/s

Kit of parts to build this modern and highly successful unit complete with drilled chassis and J.B. dial, wound coils and screening cans, 42VA miniature valves, and all necessary quality components, etc., for only £8/10/- post free. Superior dial calibrated m.c/s., edge lit by 2 pilot lamps, 12/6 extra. Power Pack components kit, including double wound mains transformer, £2/5/- extra.



RESISTORS

Carbon type. Pref. values 10 ohms-10 megohms, 20% Tol. 1 w. 3d.; 1 w. 5d.; 1 w. 6d.; 2 w. 9d. 10% Tol. 1 w. 9d.; 5% Tol. 1 w. 1/-; 1% Hi-Stab. 1 w. 2/-.

WIRE WOUND TYPES

Wire ends. Silicone coated. 25 ohms-10,000 ohms, 5 w., 1/3; 10 w., 1/6; 15 w., 2/-; 15,000 ohms-50,000 ohms, 5 w., 1/9; 10 w., 2/3.

ALUMINIUM CHASSIS

18 g. Plain undrilled. Folded 4 sides-riveted corners, lattice fixing holes. Depth 2 1/2 in., 7 in. x 4 in., 4/6; 9 in. x 6 in., 5/9; 11 in. x 7 in., 10/6; 13 in. x 9 in., 8/6; 14 in. x 11 in., 10/6, etc.

S.T.C. RECTIFIERS

K3/25 2 kV., 4/3; K3/40 3.2 kV., 6/-; K3/45 3.6 kV., 6/6; K3/50 4 kV., 7/3; K3/100 8 kV., 12/6; K3/160 14 kV., 18/-; RM1 125 v. 60 mA., 4/-; RM2 125 v. 100 mA., 4/9; RM3 125 v. 120 mA. 5/9; RM4 250 v. 275 mA., 16/-; HT59 250 v. 200 mA., 26/6.

PRE-SET W/W POTS

T.V. knurled slotted knob type. 25 ohms to 30,000 ohms 3/-; 50,000 ohms, 4/-; 50,000 ohms to 2 Megohms (carbon) 3/-.

VOLUME CONTROLS

1 1/2 in. semi Midget Type. Long spindles. All values 10,000 ohms to 2 Megohms. Less sw. 3/-; S.P. sw., 4/-; D.P. sw., 4/9. All individually boxed. Guar. 12 months.

T.R.S. RADIO COMPONENT SPECIALISTS



70 BRIGSTOCK RD., THORNTON HEATH, SURREY

Phone: THO 2188. Hours 9 am—6 pm., 1 pm. Wed. Open all day Saturday. BY THORNTON HEATH STATION. BUSES 130A, 133, 159, 166, 190

Terms: C.W.O. or C.O.D. Kindly make cheques, P.O.s etc. payable to T.R.S. Post & Packing up to 1lb., 6d. 1lb. 1/- 3lb. 1/6 5lb. 2/- 10lb. 2/6. Barkain Lists. 3d.

THE "ASPDEN" TAPE DECK



MODEL No. 721 (assembled) YOURS FOR 10/- DEP. plus 5/- P. & P. and 6 monthly payments of 34/6. CASH £9/17/6.
MODEL No. 521 (assembled) 7/- DEP. plus 5/- P. & P. 6 monthly payments of 31/6. CASH £8/17/6.

They are also available in kit form at £9/10/- and £7/10/- respectively or on our easy terms. Specifications. Model 521 7 1/2 in. x 1 1/2 in. 5 in. Reels. Model 721 10 1/2 in. x 1 1/2 in. 7 in. Reels. High Impedance Record/Replay heads 2,800 ohms at 1K Gap .0004 in. at 50 Kc/s. 60 v. High Impedance Erase Head 10,000 ohms at 50 K. Gap .0025 in. Erase Volts at 50K.80/90. Both heads are latest type. low capacity moulded with Ferroxcube core. 2 speeds are obtainable: 3 1/2 in. and 7 1/2 in. per sec. Frequency Response at 3 1/2 in. per sec. approx. 50/6,000 c.p.s. and at 7 1/2 in. per sec. 30/12,000 c.p.s. A detachable handle is supplied for hand rewinding. Model 721 panel is drilled for a rewind motor should the user wish to fit one. Drive. Rubber belt from a constant speed motor to a perfectly balanced flywheel, giving constant tape speed, without "wow" and "flutter," throughout the full length of tape. The motor is suitable for 100/250 volts 50 cycles mains.

LAFCO COMPOUNDS LTD. (Dept. WWS)
3, Corbetts Passage, Rotherhithe New Road, London, S.E.16

POLYTHENE

INSULATORS, END CAPS, PLUGS, ETC. for

T.V. AERIALS

Standard Articles or Special Mouldings

AMPLEX APPLIANCES (KENT) LTD.

19 DARTMOUTH ROAD, HAYES, BROMLEY, KENT (RAVensbourne 5531)
All export enquiries to
ANGLO NETHERLAND TECHNICAL EXCHANGE LTD.
3, TOWER HILL, LONDON, E.C. 3.

LYONS RADIO LTD.

PRECISION CONDENSER UNITS. These contain 10 metal cased condensers with the value of capacitance marked on each to 6 significant decimal places. Quoting to a few places the values are 0012mfd. — 4 off. .023mfd. — 5 off. and one .014mfd. These values may vary a little from Unit to Unit. The condensers are mounted on a metal chassis with cover, overall dimensions 19 x 5 x 4 in. Also contain 4 other metal cased components which are probably inductances. PRICE ONLY 7/6, post 2/9.

BEAT FREQUENCY OSCILLATORS. These instruments by Furzehill Laboratories have a frequency range from 0/10Kc/s. with a 50 cycle check point. Incorporate their own internal power pack for operation from 100/120 v. and 200/250 v. 50 cycle A.C. Mains. Output impedance 10 and 600 ohms. monitored by a 2 range 0/5 v. and 0/50 v. rectifier type A.C. voltmeter. Valve line-up 3—HK4's, X41, PX4, U14. Housed in metal instrument cases approx. 17 x 10 x 6 in. with lifting handles on sides. In good working order. PRICE £5.17/6, carriage 7/6.

BAND III CONVERTERS. (For all Areas) Using three valves (2-Z77, 1-B309) can be used with TRF. or Superhet Band I TV. receivers. Contain their own power pack for operation from 200/250 v. A.C. mains. Housed in smart walnut veneer cabinet and supplied with all valves, instructions and maker's guarantee. PRICE £7.10.0, post 3/6.
3 GOLDHAWK ROAD (Dept. M.W.), SHEPHERD'S BUSH, LONDON, W.12. Telephone: Shepherd's Bush 1729

ELECTRONIC COUNTING & BATCHING

Irregular shapes and weights by Sonic and Capacitance methods.

SUTTON COLDFIELD ELECTRICAL ENGINEERS

Reddicap Trading Estate, Sutton Coldfield. Phone SUT 3038 & 5666

SOLARTRON

NEW RESEARCH & DEVELOPMENT ESTABLISHMENT

Goodwyns Place, Dorking, Surrey

*An opportunity to join the
leading research team
in the field of Electronic
Engineering...*

The SOLARTRON ELECTRONIC GROUP offer excellent possibilities for a progressive career at their new Research Laboratories, designing and developing the electronic equipment of the future. With the successful Solartron Electronic Group you will find a fresh and stimulating atmosphere, the encouragement of individual responsibility and the right services.

PROGRESSIVE OPPORTUNITIES FOR :

SECTION LEADERS

With proven ability in original circuit design work of advanced nature in the following fields :

OSCILLOSCOPES
SERVO TEST INSTRUMENTS
ELECTRONIC TEST EQUIPMENT

PROJECT ENGINEERS

Skilled in developing electronic equipment from basic circuitry and with a working knowledge of production design requirements. Men with drive and a good eye for detail are particularly required.

JUNIOR ENGINEERS

With a sound theoretical background and keen to learn all aspects of instrument design practice. Degree or H.N.C. preferred, but others considered, particularly if experienced in this type of work.

Salary range for the above vacancies
£ 600 p. a. to £ 1,500 p. a.

*Vacancies in other departments are
constantly occurring in this rapidly
expanding and successful firm.*

If you are likely to be interested in a future vacancy why not write for information. There may be just the very opening for which you are looking. Apply in writing to the Personnel Director :

A Sound Engineering Job!

the **LEEVERS RICH**

Heavy Duty Magnetic Recorder Prices from £365 complete

Used by every major British Film Studio, BBC, NPL, Admiralty, etc., etc.

LEEVERS-RICH EQUIPMENT Ltd.
78, Hampstead Rd., London, N.W.1. EUSTON 1481

H. WHITAKER G3SJ,

COURT ROAD, NEWTON FERRERS, SOUTH DEVON
Phone: NEWTON FERRERS 320 (A.R.B. APPROVED)

Precision Crystals of all types in a wide variety of bases covering the complete range 40 Kc. to 18 Mc. in fundamental frequencies. All are made to extremely fine tolerances and frequency adjustment can be given up to 0.05%. Plated electrodes of gold, silver or aluminium with wired in spot welded contacts are available. Quotations can be given for any type of cut or mode of oscillation, including a complete range for filter circuits with zero temperature coefficient over a sensibly wide temperature range. Our new works is equipped with up-to-the-minute production technique methods, X-ray orientation ensuring accuracy of all cuts. Artificial aging by etching and plating by evaporation under vacuum ensure long term stability of the final calibration. Early delivery can be given of most types. Our regrind service is still available and in some cases we are prepared to quote for lowering the frequency of your existing crystals.

SPECIAL OFFER:

200 kc. DT cut, zero temperature coefficient over the range -30° centigrade to +55° centigrade. Frequency adjustment 0.05% or better. Mode: Face shear, silver-plated electrode wire mounted. Basing (in pin spaced). Other bases to order. £1 each.

TESTOSCOPE MAINS TESTER



For high and low voltage testing. Standard Model: range 100/850 volts A.C. or D.C. Dual Model: range 1/30 and 100/850 volts A.C. or D.C.

Write for interesting leaflet 30F. APPLY FOR 16 PAGE BOOKLET, POST FREE U.K.

Runbaken
MANCHESTER



5mm. & 7.5mm. Pea Bulbs

CAP. L.E.S. to British Standard 88/E5. Diameter 5mm. Length 8mm.

BALLOONS. Tubular 5mm. Spherical 7.5mm. OVERALL LENGTH (Balloon and Cap). Tubular 16mm. ± 1mm. Spherical 16mm. ± 1mm. RATINGS. All standard voltages up to 24 volts. Amperage from 0.3 on low voltages to 0.03 on higher voltages.

VITALITY L.E.S. BULBS

Vitality Bulbs Ltd., Neville House, Neville Place, London, N.22. Phone: BOWES Park 0016

YOUR METER DAMAGED?



Leading Electrical Instrument Repairers to the Industry

Contractors to the Ministry of Supply and General Post Office. Repairs by skilled craftsmen of all makes and types of Voltmeters Ammeters, Microammeters, Multirange Test meters, Electrical Thermometers, Recording Instruments, etc. Quick delivery—for speedy estimate send defective instruments by registered post to—

L. GLASER & CO. LTD.
Electrical Instrument Repairers
96-100 ALDERSGATE STREET, E.C.1
(Tel.: MONarch 6822)

"THE COMIT" AERIAL

THE EASIEST AND CHEAPEST WAY OF SATISFYING BAND III CUSTOMERS. DELIVERY FROM STOCK. SEND FOR LISTS.

TELECRAFT LTD.
QUADRANT WORKS, WORTLEY RD., WEST CROYDON, SURREY
Thornton Heath 1191-2-3

MALVYN ENGINEERING WORKS

Manufacturers of: Chassis, Small Pressings, Machined Components, Wiring and Mechanical Assemblies, to specification.

Single and Production Quantities,
100 PARK ROAD, WARE, HERTS.

Telephone: Ware 465

BRASS, COPPER, DURAL, ALUMINIUM, BRONZE

ROD, BAR, SHEET, TUBE, STRIP, WIRE
3,000 STANDARD STOCK SIZES

No Quantity too Small. List on Application.

H. ROLLET & Co. Ltd.
6 Chesham Place, S.W.1. SLOane 3463
ALSO AT LIVERPOOL, BIRMINGHAM
MANCHESTER, LEEDS

RADIO & TELEVISION COMPONENTS


WE OPERATE A PROMPT & EFFICIENT MAIL ORDER SERVICE

"VIEWMASTER" & "TELE-KING" specialists
Easy terms available. Stamp (only) for lists

JAMES H. MARTIN & CO.,
FINSTHWAITE NEWBY BRIDGE,
ULVERSTON, LANCs.

'Radiospares' Quality Parts

The Service Engineer's First Choice



3-VALVE QUALITY AMPLIFIERS

Neg. Feedback; Tone and Vol. Controls; Isolated Chassis; PLAYING 2/6 CARR. TESTED £3/19/6. C.W.O.

Enquiries S.A.E.
E.K.E., 47, Arksey Lane, Bentley, Doncaster.



Leads 'the world in TAPE RECORDING

For details of the world's most advanced Tape Units and Tape Recorders contact

VERDIK SALES LTD.

8, RUPERT COURT, WARDOUR ST., LONDON, W.1
Gerard 8266

Wireless World Classified Advertisements

Rate 7/- for 2 lines or less and 3/6 for every additional line or part thereof, average lines 6 words. Box Numbers 2 words plus 1/- (Address replies: Box 0000 c/o "Wireless World" Dorset House, Stamford St., London, S.E.1) Trade discount details available on application. No responsibility accepted for errors.

WARNING

Readers are warned that Government surplus components and valves which may be offered for sale through our displayed or classified columns carry no manufacturers' guarantee; Many of these items will have been designed for special purposes making them unsuitable for civilian use, or may have deteriorated as a result of the conditions under which they have been stored. We cannot undertake to deal with any complaints regarding any such items purchased.

NEW RECEIVERS AND AMPLIFIERS

C.J.R. ELECTRICAL & ELECTRONIC DEVELOPMENT, Ltd., Bickford Rd., Witton, Birmingham, 6, Tel. East 0822. SPECIALIZE in the manufacture of High Fidelity Sound Reproducing equipment, including—

WILLIAMSON Amplifiers, Tone Control Stages with variable Steep Cut Filters, Cross-over Units. High Fidelity Portable Tape Recording equipments ideally suitable for replaying the new EMI pre-recorded tapes, Professional Recording Amplifiers, Microphone Mixing Units, etc. Send for details and leaflets. [0105]

SHIRLEY LABORATORIES Ltd., 125 Tarring Road, Worthing, Sussex, the precision high-fidelity specialists; amplifier type 5B/1-15E, 15 watts output, response 15 to 60,000 c/s, bass lift 18 dB, cut 18 dB, treble lift 14 dB, cut 20 dB, B.V.A. valves, complete 20 gns; with 3-position switched input filter 22 gns; and now available for domestic use with Warrite decks, the TWA/15 tape amplifier, 13 watts O/P, valve-voltmeter monitoring, etc. 45 gns; the TW/PA tape recording pre-amplifier and oscillator unit, 33 gns; also tape amplifiers for most decks, and specialized amplifiers to order for the musical and scientific industries, including the Williamson and Mullard 20 and 10 watt.—Tel. Worthing 513, 3571. [0095] F.M. Receiver Kits, £ 5. Alignment 10/6. Transistor Receivers, and components. Lists SAE. Bel Sound Products Co. Marlborough Yard, London, N.19.

RECEIVERS AND AMPLIFIERS—SURPLUS AND SECOND-HAND


HRO Rx's and coils in stock, also AR88, BC348R CR100, etc.—Requirements please to R. T. & I. Service 254 Grove Green Rd., London, E.11. Ley 4986. [0053]

WIRELESS WORLD 7-valve F. M. tuner, unused, with cathode follower, magic eye and power supply, complete in cream Perspex cabinet 14½ in X 9½ in X 9 in, with slow-motion tuning indicator and internal illuminator; price £16/10 including 7 valves, as above but without cabinet, £14/15, approx. half original price, exceptionally good reproduction, ideal for use with all high-fidelity amplifiers and recorders, limited number, bargain.—Box 8393. [5571] CR100 Perfect Condition £17. Tel. T.L. 7816 (After 6 p.m.). [5688]

SX 45 Syke Receiver and Speaker — £25 45 Syke Cluan, Iver, Bucks. [5719]

FOR Sale RCA Model AR-88 Communications Receiver. Frequency range 540-32,000 kilocycles. Offers required further information phone Amb. 5303. [5728]

Insist...



on PARTRIDGE Transformers

Don't be satisfied with a substitute—it really is worthwhile standing your ground to make sure that the transformer you buy is a Partridge. Nothing is "just as good". Say "Partridge" to your dealer; he will know you are determined to have only the very best in transformer design and construction

This new Partridge 4014 unit is a High-Fidelity Transformer, employing 'C' core construction, for the Mullard 5-10 Amplifier (Distributed Load version) Retail Price 98/6



Write for the name of your nearest stockist. If there is not one near you or if you experience any difficulty we can supply direct



Ask also for full High-Fidelity literature and details of other transformers in the extensive Partridge ranges

PARTRIDGE TRANSFORMERS LTD
TOLWORTH SURREY

Phone: ELMbridge 6737/8

CAPEHART RADIOGRAM, superb cabinet, separate Bass Treble amplifiers & speakers. Record changer for 20 records. Diamond needle. Offers over £80. Box No. 0147. [5703]

ARMSTRONG FC 48 FXP 125/c, Super-Twin. 157, Bromsgrove St., B'Ham, Mid 1054. [5661]

ARR88 D Immaculate condition, peck performance, "S" meter, handbook, case, spares £75. o.n.o. Box No. 0105. [5700]

BC 348-0 Modified A.C., Perfect £15
B2 Trans-receiver in waterproof case. Less Crystal, P. Pack £8. 58 Rakes House Road, Nelson. [5630]

NEW TEST EQUIPMENT

S.I.M. T.V. Signal Intensity Meter. Directly calibrated in microvolts. Indispensable for T.V. aerial and feeder installation, and finding that "elusive fault". Send for full details to:—Radio-Aids Ltd., 29, Market Street, Watford. Phone: 5988.

TEST EQUIPMENT—SURPLUS AND SECOND-HAND

SIGNAL generators, oscilloscopes, output meters, valve voltmeters, frequency meters, multi-range meters in stock; your enquiries are invited.—Requirements to R.T. & I. Service, 254, Grove Green Rd., London E11. Ley. 4986. [0056]

TAYLOR Valve tester 45b mint unused £20. 19 Spur Road, Orpington, Kent

AVO No. 7 AC/DC. Faulty on 400 & 1,000v ranges, otherwise OK. £6. Ferranti Micro Amp 0-500 M.C., large scale £2

T.W. PEARCE. 66, Great Percy St., W.C.1.

NEW DYNAMOS, MOTORS, ETC.

J.A.P. No. 2a 1.2hp, petrol engine, air-cooled, 4stroke, starting rope, tools, instruction book: £17-10 delivered. Lightweight, portable lighting plant, complete with above engine, 12V. 150watt.ammeter, Voltage Regulator, Fuse, £20, Carr. £1. T.W. PEARCE. 66 Great Percy St., W.C.1 (near Angel). [0013]

DYNAMOS, MOTORS, ETC.—SURPLUS AND SECOND-HAND

2,000c/s motor-alternator sets, input 220v d.c. output 80v, 1ph, 2,000c/s 6.25amps, 500 VA, complete with starter, fuses, control panel and voltmeter, all mounted in ventilated steel cabinet 14in X 26in X 49in high, new in original cases; £16, carr. extra.

P. B. CRAWSHAY. 94, Pixmore Way, Letchworth, Herts. Tel. 1851. [0096]

SALE Rotary converter 230 v.d.c. to 230 v.a.c. 67c/s 180w. In metal box. v.g. condition. £10 or offer. Bassett, 80 Ca'd-harbour Lane, Bushey, Herts. [5720]

1 only Television & lighting small plant, self start 12v charging 150 watt, separate 230/1/60 smoothed 250 watt output for television, Ammeter, A.C. V. meter, etc. £32-10, carr. £1. New R.A.F. Charging cut-outs 12 & 24v 40amp 12/6, 60amp 19/6. Landing lamps 12v, 350 watt 24v, 240 & 350 watt 1/6 each. 12/- per doz. T. W. PEARCE, 66, Great Percy St., W.C.1.

NEW GRAMOPHONE AND SOUND EQUIPMENT

TRANSISTOR pre-amps for tape playback, junior 6gns; senior £9/15. STEREOSONIC tape equipment, complete, from £130.

REFLECTOGRAPH tape-decks, £31/10; Lodestar

JASON F.M., £16/12/7; kits, £6/18 complete. R/P amplifiers for Wearite, £25.

COLLARD, Trüvox and all decks and amps available.

'PHONE Gladstone 1770. **HARDING ELECTRONICS**, 120A, Moira Rd., Cricklewood N.W.2. [0232]

DIRECT FROM THE MANUFACTURER



RADIO RADIOGRAM CHASSIS

MODEL F.3.P.P.
ASSEMBLED and READY FOR USE
MODEL F.3 5 valves, 4 watt output, wide range tone control **£14/11/11**
MODEL F.3.P.P. 7 valves, 6 watt output with a "Push-Pull" stage. Separate Bass and Treble controls **£18/15/4**

MODEL H.4. "AM/FM" chassis **£27/16/0**
 4 Wavebands including F.M. 7 valves with latest miniature Cathode Ray Tuning Indicator. General details of F.3 and F.3.P.P.
 ● For use on A.C. mains 200/250 volts.
 ● Ferrite Rod aerial.
 ● Latest B.V.A. Miniature valves.
 ● Waveband coverage: 16-50, 190-550 and 900-2,000 meters.
 ● Gram switching on wavechange switch.
 ● Plug-in connections for Pick-up, Speaker and Gram motor.
 ● Negative feedback applied from output transformer secondary.
 ● Choice of horizontal or vertical dial.
 ● Size of chassis 12in. x 8in. high x 7in.
 Write also for details of:
 F.M. Tuners, T.V. Converters, Tape recorders and crystal tuners.

ALL GOODS GUARANTEED FULL TRADE FACILITIES

THE Dutci CO. LTD.
 99, Villiers Road, London, N.W.2.
 Tel.: W11 Leaden 9578.

SURPLUS

TRANSMITTERS. Over 70 different types in stock, ranging from the BC611 American Handie Talkie to the Marconi SWB-3. 3,500 watts.

RECEIVERS. Nearly 100 types available from 15 kc. to 1,000 Mcs., including portable and directional, the smallest hand held and the largest weighing 10 cwt. and using 85 valves.

TEST EQUIPMENT. American only. Over 100 different types of instruments in stock.

VALVES. American, over 200 types. British, over 150 types.

RECORDING GEAR by Dictaphone, M.S.S., Amertype, Soundscribe, Armour, R.C.A., Utah, Memovox, Edison, etc., for disc, wire, film and tape.

POWER SUPPLY. Dynamotors, Motor Generators, Rectifiers, Vibrators, Inverters, from 2 volts 100 amps. to 18,000 volts ½ amp.

AERIAL EQUIPMENT. Whips, 12in. to 20ft. Masts 20ft. to 80ft. Brackets, bases, wire guys, beams.

MISCELLANEOUS. Amplifiers, Cabinets, Chests, Chokes, Controls, Cords, Crystals, Electric Accessories, Fuses, Hardware Insulators, Loudspeakers, Meters, Plugs, Relays, Switchgear, Transformers, etc.

Full lists available

Send your requirements. All packing and shipping facilities.

P. HARRIS
ORGANFORD DORSET
 Telephone: Lychett Minster 212.

CINE-VOX disc recording equipments type C7] for high-quality recordings from existing microphone equipment; price from 28gns; also available as a complete channel inclusive of mic., amplifier and playback equipment, at 70gns; type C7 for highest quality professional requirements—recorder mechanism at 48gns, or complete channel at 110gns; demonstrations arranged in London.

PLEASE write for details to K.T.S., Ltd., "Coplow," Park Rd., Braunton, N. Devon. Tel. Braunton 224. Callers by appointment only. [0210

RECORDING Tape, Professional Quality. Plastic base, highly sensitive, tested, guaranteed, 1200' (list 35/-) offered at 24/- inc post. (21/- ea 6 & above + 1/6d p & p).

Tape Recorders, Ferrograph, Leavers-Rich, and new design by M.S.S. Blank disks, Disk Recorders, Your tapes to disk, 78 & L.P. "EROICA" Recording Services, Recorder House, Peels Street, Eccles, Manchester Eccles 1624. Director, Thurlow Smith A.R.M.C.M. [0122

PHOTO-OPTIX. The tape recorder specialists offer you a complete range of recorders from "FERROGRAPH" to "PLAY-TIME" and especially recommend the new "WYNDSOR" which represents outstanding value at 48 gns. All available on easy terms. Send for leaflets, or call and hear them demonstrated.

Photo-Optix (London), Ltd., (Dept W.W.) 73, Praed Street, London, W.2. PAD 2891 (Distance no object). [5631

GRAMOPHONE AND SOUND EQUIPMENT —SURPLUS AND SECOND-HAND

TWO EMI 2300H disk Recorders, 78 r.p.m. One overhauled by EMI Ltd. Jan. 1956 never used since. Bargain at £75. The other in equal condition but not overhauled since Mar 1955. £60. Details from P. Dearden, 11 Tubwell Row, Darlington Tel. 3989. [5623

E.M.I. Portable disc recorder type 2,300 with ribbon microphone rediffusion receiving station. Inskip, Preston, Catforth 346. [5726

SIMON Tape Recorder £55. B.S.R. Amplifier P.A. 20. 20 Watt. £15 Ball and Biscuit £8. Symphonic Ribbon £10 All near offers. No Dealers. Box No. 0064.

L2B Battery Portable, Microphone, Stethophones and canvas case. Used for only 30 tapes and checked by E.M.I. Call or write Mr. Hyme, 1, Peas Hill, Cambridge. (Phone 5349). [5675

FERROGRAPH 2A/N, as new; £70; also tapes, etc. Box 8425. [5731

No. 2300 E.M.I. Portable disc recorder. S.M.I. maintained. Scarcely used. What offers? Tel. (London) TEM. 3944 business hours. [5715

M.S.S. Studio Console Model Disk Recording machine on detachable mobile pedestal; 78/33 1/3 speeds, vari-groove-pitch control, 17 1/4" turntable, playback facilities, etc.; a truly superb instrument; with M.S.S. R11L Matching Power Amplifier. Also B.S.R. Disk Recorder & 25 watt amplifier complete with special stand, carrying cases, Mikes, Disks, saphire cutters, etc., all in excellent condition. Offers: For Viewing apply:—Hornton, 32, Stephenson Street, Birmingham, 2. Phone MIDland. 0972. [5677

NEW COMPONENTS

CONSTRUCTORS; every type of component part supplied for constructors, brand new and all guaranteed, at below list prices; all types of condensers, resistors, valves and transformers; stamp for lists; very quick M.O.S.—D.R. Smith, 47 Stannary St., Halifax. Tel. 66865. [0004

CRYSTAL Microphone Inserts (Cosmocord Mic 6/4). In popular demand by Hams and Sound Engineers. Guaranteed newly made and boxed. 15/6d Post Free Radio-Aids Ltd., 29, Market Street, Watford. [5626

POTENTIOMETERS

The word 'Reliance' is synonymous with the best potentiometer design and practice, it also signifies a most comprehensive range embracing wire-wound and composition types, Single, Ganged and Tandem Units. Characteristics include linear, log, semi-log and non-inductive. etc. Fulllest details on request.



RELIANCE

RELIANCE MFG. CO. (SOUTHWARK), LTD.
 SUTHERLAND ROAD, HIGHAM HILL, WALTHAMSTOW, E.17.
 Telephone: Larkwood 3245

OPPORTUNITIES IN RADIO

Get this FREE Book!



'ENGINEERING OPPORTUNITIES' reveals how you can become technically qualified at home for a highly paid key-appointment in the vast Radio and Television Industry. In 141 pages of intensely interesting matter, it includes full details of our up-to-the-minute home study courses in all branches of TELEVISION and RADIO, A.M. Brit.

I. R. E., City & Guilds, Special Television, Servicing, Sound Film Projection, Short Wave, High Frequency and General Wireless Courses.

We definitely Guarantee

"NO PASS—NO FEE"

If you're earning less than £15 a week this enlightening book is for you. Write for your copy today. It will be sent FREE and without obligation.

BRITISH INSTITUTE OF ENGINEERING TECHNOLOGY
 388a COLLEGE HOUSE,
 89-91, WRIGHT'S LANE,
 LONDON, W.8.



GILSON TRANSFORMERS for Ultra-linear Amplifiers



Gilson tapped primary output transformers are always designed with screen tappings correctly related to the anode windings and therefore never require any phase compensating capacitors connected in their primary circuits. The use of grain oriented core-laminations and appropriate design formulae enables wide frequency response and an ample margin of stability to be obtained at reasonable cost:

TYPE WO710. 7,000Ω primary. 20% screen taps specified for the

OSRAM 912 AMPLIFIER

TYPE WO710/8K. 8,000Ω primary, 43% screen taps for the

MULLARD 5-10/UL AMPLIFIER

Both types have an output of 3.7 and 15 ohms and will handle 14 watts down to 30~. Less than 1.5% of core harmonic distortion at 12 watts output at 30~. Level response ±0.5 db. 25~ to 45k~ when using 15 db of negative feedback.

List price, either type ... **£2. 12. 6**

TYPE WO726. 6,600Ω primary. 20% screen taps. 3.7 and 15 ohms output. 20 watts down to 25~ 30 watts down to 30~. Level frequency response ±1db 20~ to 100k~ with 20db feedback. Suitable for KT66 valves.

TYPE WO776. 6,600Ω primary. 43% screen taps 3.7 and 15Ω output. Handles 20 watts down to 25~. Suitable for Mullard/Ferguson 20-watt amplifiers using EL34 valves.

List price, **WO726 or WO776 £4. 4. 0**

Please write for informative leaflets on the above.

R. F. GILSON LTD.

11a ST. GEORGE'S RD., WIMBLEDON, S.W.19
Phone: WIMbledon 5695

MAKERS OF NEON SIGN TRANSFORMERS
Contractors to Admiralty, etc., A.I.D. Approved

Stockists: Berry's (Short Wave) Ltd., 25, High Holborn, London, W.C.1.

A "HIWAYMAN" FOR EASTER. The all dry attache case portable with Ferrite rod aerial. Designed for the home constructor. Envelope with full details 1/8d. High stability 10% 1 watt resistors 25 for 10/9d. Silver ceramics 10% 12 for 8/6d, 25 for 16/3d. Values to YOUR CHOICE. ALL NEW and post free. Cash with order please. 13d brings our catalogue of NEW components. R. Fogelston, 46 Hardwicke Road, N.13. [5702]

F L U O R E S C E N T Lighting Ballast Units 80w with Starter 37/6d, 40w 28/6d, 10w 17/6d. (18" 10w tube 10/6d). Complete 3ft Reflector Trough Fittings with tube 55/- . Transformers 16v 13amp 14/6d. KINGSTON ELECTRICAL, 134 London Road, Kingston on Thames. KIN 7534. [5655]

COMPONENTS—SURPLUS AND SECOND-HAND

G O V E R N M E N T Surplus Illustrated Catalogue No. 12, containing over 400 items of electrical, mechanical and radio equipment for experiments, etc.; price 1/6, post free.—Arthur Sallis, 93, North Rd., Brighton, Sussex. [0093]

R A D I O Clearance Ltd., 27 Tottenham Court Road, London, W.1. Tel. Museum 9188.

ELECTROLYTICS, capacity, voltage, size, type of mounting, price post paid; 400, 6v, 1X2in, lug, 1/6; 250+250, 6v, 1X2in, lug, 1/6; 25, 25v, 1/2 X 1 1/2 W/E, 1/6; 500, 12v, 1/2 X 1 1/2, W/E, 2/-; 1000+2000, 6v, 1X3, clip, 3/9; 250, 12v, 1/2 X 1 1/2, clip, 1/9; 10, 25v, 1/2 X 1 1/2 clip, 1/3; 500, 50v, 1X3, clip, 3/9; 50+50, 150v, 1 1/2 X 2, clip, 2/9; 100, 275v, 1 1/2 X 3, clip, 3/6; 60+250, 275/350v, 1 1/2 X 4 1/2, clip, 6/3; 24, 275v, 1/2 X 2, clip, 3/-; 64+120, 275v, 1 1/2 X 4 1/2, clip, 5/6; 8, 450v, 1/2 X 2, clip, 1/9; 16+16+8, 350/425v, 1 1/2 X 2, lug, 4/3; 32+32, 350/425, 1 1/2 X 2, clip, 4X3; 8+8, 350v, 1X2, clip, 3/3; 20+10, 450v, 1X3, clip, 4/-; 15+15, 450v, 20mf 25v, 1X3, lug, 4/3; 8, 500v, 1 1/2 X 2 1/2, 2/6; 32+32+8, 350/425v, 1 1/2 X 3, clip, 5/-; o! all cans, some with sleeves, all voltages WKG, surge V where marked, new stock guaranteed, 5mA meters, moving coil, bakelite case, 2in square, flush mounting, new, boxed 7/- post paid; 50mA, 8/6.

TELEVISION chassis, cadmium plated, steel, size 14X13X2 1/2 in, complete with 13 valve holders (9-B9A Pax, 1-B9A Cer, 2-B7C Cer, 1-Int. Oct. amp), 20 various tag strip cut away for metal rect., line trans, etc.; 9/11 each, post paid.

FRONT and rear tube mounts to fit above chassis. 3/- pair, post paid.

P.M. focus rings, wide angle, tetrode tube, fully adjustable, 12/- post paid.

SCANNING coils, wide angle, with mounting lugs, 19/6, post paid.

MAINS trans; 340-2220-0-220-340v, 220mA, 4v, 6.5A, 4v, 3A, 4v, 1.5A, 2v, 1.5A, 4v, 6.5A Pri. 0-205-225-245v, 30/- post paid.

MAINS trans., 250-0-250v, 120mA, 6.3v, 2.5A, 6.3v, 0.6A, Pri. 0-110-125-150-205-225-245, 16/6 post paid.

C.T.V.ifs 34Mc/s, 2nd, 3rd, 4th, vision, cans 13/16X13/16X2 1/2, slug tuned, set of three 5/6d post paid.

RADIO CLEARANCE Ltd., 27, Tottenham Court Rd., London, W.1 Tel. Museum 9188

P A R T R I D G E Trans, PPO/1 £2. Television (has worked), Coils, chassis, transformers, etc., 18 valves 12" CRT. Mask & glass. No. tube. £2-10. buyer collects. I. W. PEARCE, 66, Great Percy St., W.C.1.

WANTED, EXCHANGE, ETC.

WANTED, receivers A.P.R.4, also T.N.16, 17, 18, 19, etc., and any radio test gear.

LESLIE DIXON & Co., 214, Queenstown Rd., Battersea, S.W.8. Macaulay 2159.

WANTED, Newton automatic voltage regulators Admiralty pattern type W1698.—Box 7672. [5445]

WANTED, coil winding machine for fine wire gauges up to 46, S.W.C.; one impregnating plant also required.—Box 1753. [5454]

Armstrong

TWIN Radiogram



price £62.16.0 (inc. tax)

The Twin has been designed to suit the smaller type of room without sacrificing quality of reproduction. This has been achieved with a compact cabinet (31 1/2 in. high, 27 1/2 in. wide and 14 1/2 in. deep) soundly constructed, and finished in elegant Walnut veneer. Twin 10in. P.M. Speakers give faithful reproduction, free from distortion and resonance, and the latest COLLARO RC54 Autochanger is fitted. The 8 watt amplifier (Armstrong FC48 featured below) is housed in a unique "hopper" arrangement permitting armchair control over all operations.



price £25.2.0 (inc. tax)

F.C.48 Chassis

This versatile 8-valve chassis is the result of over 20 years of specialization in high quality Radiogram chassis. It has been specially designed to take the fullest advantage of modern High Fidelity recordings, and the unsurpassable quality of the new F.M. transmissions. The Push-Pull Tetrode Output Stage will give more than 8 watts, with a Frequency Range of 20-20,000 cps. and due to the Negative Feedback employed distortion is negligible and transient response exceptional.

also in our range :-

EXP125C 14 valve 5 waveband chassis

price £51.19.6 (inc. tax)

We shall be glad to give you a demonstration of these and other models in our range at our Warlters Road showrooms (open 9-6 p.m. Weekdays and Saturday). If you are unable to visit us please write for descriptive literature mentioning WIRELESS WORLD.

HIRE PURCHASE facilities are available. **GUARANTEE:** All our models are sold under full and unconditional money back guarantee of satisfaction.

FREE TRIAL IN YOUR OWN HOME. Your money will be returned if for any reason you are not satisfied after 7 days' trial.

ARMSTRONG WIRELESS & TELEVISION CO. LTD.

Warlters Road, London, N.7.

Telex No: NORTH 3213

SWITCHBOARDS

(Ex. A.M. AD 1240)



A SPECIAL PURCHASE

of these versatile SWITCHBOARDS from the Air Ministry enables us to offer the complete installation comprising:—

- SWITCHBOARD A. D. 1240
- Rectifier Supply Unit
- Spares Case (10 years spares)
- Operator's Head and Breast Set
- Fused Protector Unit

at the ridiculous price of only.

£90

(complete as above)

As Switchboard A. D. 1240, this unit has 2 Exchange lines plus 14 Extensions plus Operator's position. It can easily be modified for use as 16 Extension lines plus Operator, or 7 Exchange lines plus 7 Extensions plus Operator, or any use between these. (e. g. 3 Exchange lines plus 13 Extensions plus Operator). Enquiries are invited for Component Parts as listed above.

HATTER & DAVIS (RELAYS) LTD
128, Kensal Road, LONDON W. 10. LADbroke 0666

A SPECIAL OFFER OF AERIAL MASTS

R.A.F. Type 50

36 ft. HIGH

Kits comprise:—

9 2in. dia. Tubular Steel (Copper Plated) Sections of 4ft. length, top-section and base, Pickets, Guys and Fittings.

Canvas Carrying Bags contain all items.

YOU can purchase this normally expensive MAST for a fraction of its cost, i.e.,

£8.10.0 ONLY
(Carr. 7/6)

The MAST is particularly suitable to take aerials for Tx., Rx., F.M. and T.V. (especially COMMERCIAL), and has many other uses.

Extra 4ft. sections can be supplied at 11/6 per section.

ARMY TYPE 30 ft. HIGH

Lightweight kit comprising:—10 steel screw-in sections of approx. 1in. dia. Spray painted, together with complete set of guys, insulators, pegs, etc. All in canvas carrying bag.

Ideal for permanent lightweight installations or test sights.

£5.10.0
(Carr. 7/6)

HATTER & DAVIS (Relays) LTD.
(Dept. WW) 126 Kensal Rd., London, W.10.
LADbroke 0666

WANTED, set manufacturers or ex-Government radio equipment, large or small quantities of valves, electrolytics, speakers, meters, also components. **LOWE BROS.**, 9a, Diana Place, Euston Rd., N.W.1. Eus. 1636/7. [4485]

WANTED, HRO coils, Rxs, etc., A.R.885, BS348s, S27s, etc.—Details to R.T. & I Service, 254, Grove Green Rd., London, E.11. Ley. 4986. [0163]

WANTED, valves TV, tubes, televisions, radios, radiograms, tape recorders.—**John Willetts**, 43, Spon Lane, West Bromwich, Staffs. Tel. 2392. [5097]

WANTED, B.C.610 Hallicrafters, E.T.4336 transmitters and spare parts for same, best prices.—**P.C.A. Radio**, Beaver Lane, Tommersmith, W.6. [0079]

URGENTLY wanted, manuals or instruction books, data, etc., on American or British Army, Navy or Air Force radio and electrical equipment.—**Harris**, 93, Wardour St., W.1. Gerrard 2504. [5167]

WANTED good quality communication RYS tape recorders test equipment, domestic radios, record players, amplifiers, valves, components, etc., est. 18 years.—**Call**, send or 'phone Cer. 4638 Miller's Radio, 38q, Newport Court, Leicester Sq., W.C.2. [4824]

WANTED, signal generators type TFI44C, TF517F, TF762A, frequency meters type EC221, TS174, TS175; also receivers types R1359 and R1294.—Send price and details to **Hatfield Instruments, Ltd.**, 175, Uxbridge Rd., Hanwell, W.7. Tel. Ealing 0779/9857. [0037]

ALL U.S.A. V.H.F. test and communication equipment; TS174, TS175, TS47, B.C.221 freq. meters; receivers 1294, 1359, Hallicrafters 5.27, 5.27CA, U.S.A.; APR4 and tuning units TNH6, 17, 18 and 19, RCA AR88D-LF, Hallicrafters SX28; valves 707A-707B, 2K28, 2K39, 2K33, 2K41; highest offers given by return.—**Cer.** 8410 and 4447. **Universal Electronics**, 22 Little St. Leicester Sq., London, W.C.2.

WANTED, Headphones, high resistance, small or large quantities. Box No 8530. [5590]

WANTED, Soundmirror, or Grundig for Debbie 16mm, Leica Contax, 99 Beaufort Street, Derby. [5727]

WANTED, Midget T.V. or design for same using small tube. Write Box No 8627. [5605]

WANTED, The missing parts 2-8, or the whole Report, of the Radiolocation Convention 1946. I.E.E. Proc. 1946, Part IIIA, Phone CR0ydon 7161. [5632]

WANTED, EX/AM Rectifiers type 10D 188 280/LU588A or EQIV. Box 0106

WANTED, Test leads for RCA Oscilloscope Type 715-B2. Write Hale, Parsifal Road, N.W.6. [5656]

CABINETS

WALNUT radiogram and television cabinets, soundly constructed; stamp for details—**R. Shaw**, 69, Fairport Rd., Leytonstone, E.11. [5162]

METERS WANTED

WE urgently require meters of all types, meter components, test equipment, etc.; any quantity, large or small; prompt cash.

ANDERS ELECTRONICS, Ltd., 91, Hampstead Rd., London, N.W.1. Euston 1639.

REPAIRS AND SERVICE

MAINS transformers rewound, new transformers to any specification.

MOTOR rewinds and complete overhauls, first-class workmanship; fully guaranteed. **F.M. ELECTRIC Co., Ltd.**, Potters Bldgs, Worsar Gate, Nottingham. Est. 1917. Te. 47898. [0113]

LOUDSPEAKERS repaired promptly.—**Model Loudspeaker Service**, Bullingdon Rd, Oxford. [5522]

MAINS transformers, E.H.T.s chokes, field coils, etc., promptly and efficiently rewound or manufactured to any specification.

LADBROKE REWIND SERVICE, Ltd., 820x Harrow Rd., London N.W.10. [022]

For "FM" Reception at its best...

The EDDYSTONE 820

AM/FM Unit £39/18/-

Self-powered for easiest connection to an amplifier. Receives 3 Medium and long wave stations additional to Superlative quality on F.M.

WEBB'S RADIO

14 SOHO STREET, LONDON, W.1.

Shop hours: 9.00 to 5.30 (7.00 p.m. Thursdays) and 9.00 to 1.00 Saturdays



A.I.D.

Approved

TRANSFORMERS

of all types up to 25 KVA for Single or Three Phase operation, Phase Conversion, etc

MAINS

Output, and Special Purpose Transformers for Radio Equipment; Chokes, etc

COILS

for Contactors, E.M. Brakes, Air Valves, etc., and Coil WINDINGS for all purposes.

SOLENOIDS

for A.C. and D.C. Operation

W. F. PARSONAGE & Co., Ltd.

INDUCTA WORKS · Park Rd · Bloxwich · Walsall
Telephone: BLOX 66464

'ORTHOEPHONIC' HIGH FIDELITY

— at its best, now being

Demonstrated at Holleys

AMPLIFIERS.

R.C.A. 'Orthophonic' with Pre-amp. £48. 0.0
PAMPHONIC 'Absolute Fidelity' 1002. £42. 0.0
TANNOY 'Autograph' amplifier. £53. 0.0
LEAK TL21 with 'Varislope' Pre-amp. £45. 3.0
ARMSTRONG A10 with Pre-amp. £29.10.0
ACOUSTICAL 'QUAD' complete. £42. 0.0
LEAK TL10 & 'Point One' Pre-amp. £28. 7.0
PAMPHONIC Model '1003'. £28. 7.0
ROGERS 'Junior'. £26. 0.0
SOUND SALES A-Z Junior. £22.10.0

LOUDSPEAKERS.

WHARFEDALE Corner 3-way System. £73.10.0
GOODMANS 'Axiom 80' with ARU in Cab. £38.10.0
PAMPHONIC 'Victor Junior'. £37.15.0
SOUND SALES 'Phase Inverter'. £16.10.0
W.B. Hi-Fi Speaker system. £21. 1.6

TRANSCRIPTION UNITS & TAPE DECKS

COLLARO 2010 less p/u. £14.18.0
GARRARD 301B. £26.10.0
GARRARD Model 90 Autochanger. £22.8.11
CONNOISSEUR Variable 3 speed. £28.11.0
LENCO 3-4 Speed with Goldring 500. £20.17.0
COLLARO Transcriptor Deck. £20.0.0
Oscillator/Corrector unit to enable the Collaro Transcriptor unit to be used with most well known amplifiers. £7.10.0
WEARITE Ferrograph Deck. £35. 0.0

RADIO FEEDER UNITS.

CHAPMANS FM81 MkII F.M. £22. 0.0
JASON F.M. £16.12.10
PAMPHONIC F.M. Unit. £16.12.10
CHAPMANS S4 All wave v/s Unit. £16. 0.0
AUDIO FURNITURE to house all above types of equipment. Prices from £3.10.0. Send S.A.E. for details

HOLLEY'S RADIO

285, CAMBERWELL ROAD, S.E.5.

Phone RODney 4988. Open all day Saturday
Hire Purchase terms arranged

TELE-RADIO (1943) LTD

LEADING QUALITY COMPONENT STOCKISTS

STEEL METER CASES WITH ALUMINIUM PANEL, SLOPING FRONT

4in. x 4in. x 4in.	8/6
5in. x 5in. x 8in.	13/6
6in. x 6in. x 12in.	22/6

SMALL STEEL TEST METER CASES WITH ALUMINIUM PANEL

4in. x 4in. x 2 1/2 in.	6/-
6in. x 4in. x 3in.	8/-
8in. x 6in. x 3in.	10/-
10in. x 6in. x 2 1/2 in.	12/-

STANDARD STEEL CASES WITH ALUMINIUM PANEL

10in. x 7in. x 7in.	22/6
12in. x 7in. x 7in.	28/-
14in. x 7in. x 7in.	32/6
14in. x 9in. x 8in.	41/6
16in. x 9in. x 8in.	45/-
16in. x 11in. x 8in.	51/6
19in. x 11in. x 10in.	53/-

18 S.W.G. ALUMINIUM CHASSIS

8in. x 6in. x 2 1/2 in.	7/6
10in. x 6in. x 2 1/2 in.	8/3
12in. x 6in. x 2 1/2 in.	8/6
12in. x 8in. x 2 1/2 in.	9/6
14in. x 5in. x 2 1/2 in.	9/6
14in. x 8in. x 2 1/2 in.	10/6
14in. x 10in. x 2 1/2 in.	11/-
17in. x 10in. x 2 1/2 in.	12/6

18 S.W.G. STEEL CHASSIS

14in. x 8in. x 2 1/2 in.	9/6
14in. x 10in. x 2 1/2 in.	10/3
17in. x 10in. x 2 in.	11/3
17in. x 10in. x 3 in.	12/6

FULLY DRILLED CHASSIS FOR WILLIAMSON AMPLIFIER 27/6

G.E.C. OSRAM "912 PLUS" AMPLIFIER DRILLED CHASSIS 21/-

"912 PLUS" FRONT PANEL 14/6

"PANL" Crackle Paint, Black, per tin. 3/-

GARDNERS MAINS TRANSFORMER

GR. 8122: 230 v. 50 c. Primary; 300-100-0-300 v. 60 m/A; 1,000 v., 2m/A; 5 v., 3A; 6.3 v., 4A; 6.3 v., 1A; 2 v., 1.5A-1kv. insulation; 4 v., 1.5A-1kv. insulation. Ideal for oscilloscope. 40/-
(P. & P. 3/-)

ELLISON TRANSFORMERS

ALL 200-250 v; PRI. UPRIGHT MOUNTING	
P20. Sec. 250 v. 20 m/a., 6.3 v. 1 a., 5 v. 1.5 a.	23/-
P21. Sec. 250 v. 30 m/a., 6.3 v. 2 a., 5 v. 2 a.	24/9
MT162. Sec. 250-0-250 v. 60 m/a. 6.3 v. 3 a., 5 v. 2 a.	25/4
MT137. Sec. 250-0-250 v. 120 m/a., 6.3 v. 7 a., 5 v. 3 a.	40/6
MT123. Sec. 300-0-300 v. 110 m/a. 6.3 v. 2 a. C.T., 0-5-0.3 v. 2 a.	43/-
MT190. Sec. 350-0-350 v. 120 m/a., 6.3 v. 5 a. C.T., 5 v. 3 a.	43/9
MT178. Sec. 350-0-350 v. 150 m/a., 6.3 v. 5 a. C.T., 5 v. 5 a.	53/-
WMT175. Sec. 425-0-425, 150 m/a., 6.3 v. 5 a. C.T., 5 v. 3 a.	69/-
FT53. Sec. 6.3 v. 1.5 amp.	8/3
FT58. Sec. 4 v.-6.3 v. 3 amp.	21/6
CR44. Sec. 13 v. 5 amp. Isolation.	17/3
FT56. Sec. 2-3-6.3-8.5 v., 2 a. Isolation.	24/-
SP70. Sec. 6.3-12 v. 3 a.	23/-
AT96. 60 watt auto.	22/6
AT92. 100 watt auto.	33/-
TC76. 10 h. 150 m/a. choke.	25/10
TC74. 30 h. 20 m/a. choke.	19/-
Woden 40 h. 50 m/a. choke.	12/6

Mains Transformer, drop through. 350-0-350 v. 60 mA., 6.3 v. 2.5 a., 5 v. 2 a., Standard Primary. 14/6

SUNDRIES

0-15 v. A.C. Meter, Moving Iron	10/6
0-30 M.A. Meter	7/6
London Channel T.V. Pre-Amplifier (1 valve EF42 or equivalent.)	21/-
E.M.I. Variable Selectivity I.F.T.s, pair	6/6
2K Colvern 15-watt Precision Potentiometers	8/6
Loudspeakers, Pick-ups, Gramo. Motors	
Tape Recorders, etc., by leading makers; B.V.A. valves; components for all purposes	

FULL RANGE OF TELETRON COILS Postage & Packing extra. C.W.O. or C.O.D.

TELE-RADIO (1943) LTD

189, Edgware Road, LONDON W.2.
1 1/2 mins. Edgware Road Stn. Und : 7 mins. from Marble Arch. Hours 9a. m. - 6p. m. (1 p.m. Thurs.)

PHONE - PAD 4455/6

24-HOUR service, 6 months, guarantee, any transformer; rewind. mains outputs and i.f.s., etc.; all types of new trans etc., supplied to specification; busines heading or service card for trade prices.—Majestic Winding Co., 180, Windham Rd Bourneouth. [426]

D.C. BOULTON for repairs to any loud speaker, specialists on heavy and P.A types; cone assemblies, field coils, repair accessories, pressure units, microphones; transformers rewound and to specification; motor rewinds —Lumby St., Manchester Rd Bradford. Tel. 22838. [017]

REWINDS and conversions to mains ant. output trans, pick-ups, fields, clock coils, etc., from 4/6; PP equipment a speciality; all work guaranteed.—N.L. Rewinds, 173, High Rd., Willesden Green, N.W.10. Tel. Wordsworth 7791. [572]

WORK WANTED

CAPACITY available for small plastic moulds and stamping tools; high limits, clean work, reasonable prices; speciality; hearing aids and electronic components.—Tool maker, 23b, St. Stephens Ave., London, W.12. Appointment by phone, She. 7069. [C084]

FREELANCE Draughtsmen require additional electronic work. IDP 13 experience circuits & drawings prepared from models. Peuleve'. MALden 4161, after 6p.m. [5704]

ELECTRONIC assembly, machining, toroidal coil winding. Govt. contractors. Bel Sound Products Co., Marlborough Yard, London, Archway, N.19. ARC. 5078. [0187]

CAPACITY immediately available light assembly and wiring, Radio, T.V., Electrical Large or small quantities Quality workmanship at Lowest possible prices. Box 0194. [5729]

CAPACITY AVAILABLE

FACTORY capacity available Kent, Evesham and Dundee; 100 unskilled women at each; suitable for light assembly work March/May, 1956.—Box 8212, c/o "Wireless World." [5537]

FACTORY Capacity available for the following categories:

PLASTIC Injection Moulding. (3-oz). ALUMINIUM Die-Casting. LIGHT Engineering.

ELECTRONIC & Electrical Assembly. Location Wiltshire, Box No. 0077. [0114]

CAPACITY available for Coil Winding, Coils Chokes & Transformers made to specification. Prompt delivery. Poynter, 189, Prospect Rd, Woodford Green, Essex. [5657]

CAPACITY available for small Plastic Mouldings in Acetate, Polythene, Nylon, Polystyrene, J. & B. Enterprises, 58, Pulleyns Ave, London, E.6.

CAPACITY available for assembly and testing of electronic equipment backed by 30 years experience in the electronic industry. Box No. 0217. [5712A]

OFFER OF CAPACITY. **CAPACITY** available for electronic assembly work including chassis manufacture. Also a development section for experimental work if required. Box No. 0185. [5713]

PAINTS, CELLULOSE, ETC.

PAINT spraying handbook, 3/6 post free, cellulose and synthetic paints and all spraying requisites supplied; catalogues free.—Leonard Brooks, 53, Harold Wood, Romford. [0207]

3,000 Small Tins W.2 Blue Locking Paint No. 717. Well known manufacturers. 6d sample or offer for lot or lots. P.A.S. Sheppard, Red Lion, Upperhill, Leominster.

MISCELLANEOUS

METALWORK, all types cabinets, chassis, racks, etc., to your own specification; capacity available for small milling and capstan work up to lin bor.

PHILPOTT'S METAL WORK, Ltd. (C4B1)—Chapman St., Loughborough. [0208]

YOUR own tape recording transferred to disc 78's or L.P.'s—Write, call or phone Queensway Private Recording Studios, 123, Queensway, W.2. Tel. Boy. 4992. Studio Recordings. [556]



From

THE LITTLE FACTORY

WITH THE BIG REPUTATION



TRANSFORMER TYPE 4B14



Grain Oriented Core. Primary: 6,600Ω centre tapped and tapped at 43%. Secondary: 0.45Ω, 1.8Ω, 4Ω, 7Ω, 11Ω, 16Ω, 22Ω and 30Ω. Handles 20 watts at 30~. Frequency response 0.2 db from 15~ to 45 Kc.

Price 145/- for open type. Size 4 1/2 in. x 4 1/2 in. x 4 1/2 in., fixing centres: 3 1/2 in. x 3 1/2 in. x 2BA. Weight 8lb. (Potted Type 155/-)

For the technically minded—Primary inductance: 90 hys.D.C. Resistance: 40Ω + 40Ω. Primary leakage reactance to secondary: 5 m/Hys., series loss 220Ω. Half primary to secondary: 2 m/Hys., series loss 75Ω. Half primary to half primary: 4 m/Hys.



NURSTEED RD., DEVIZES, WILTS.

**DUODES
GIVE
FULL
TRUE
BASS**



BUT NO WOOFERS!

That name woofer may often be appropriate but it certainly does not apply to Duode bass. The new extraordinarily free and well controlled suspension of the 12 b/c and 12 c cone assembly results in a 25 cps natural frequency—low enough to reproduce the true fundamentals of organ, double bass and big bass drum.

But there's no wool and no boom, because Mr. Barker's patent drive holds the system very, very firmly under control all the way down. And, be it said, all the way up as well; up to beyond 15,000 cps

So if you are a believer in a two unit system, these Duodes are your best bass bet. If you want wide range in one, they are still your best good sound investment.

Tell your dealer you definitely want to hear Duode.

Details from:

DUODE SOUND REPRODUCERS
3, Newman Yard, London, W.1

ARC 1 VHF Transmitter/Receivers installations.
R89B/ARN5 Glide Slope Receivers.
ARN7 Radio Compass installations.
The above and many other American radio equipments in stock at Croydon Airport.
PHONE, WRITE OR CALL:
AVIONICS LIMITED,
CROYDON AIRPORT, SURREY
Telephone: CROydon 8396/7/8.
Grams: Aeradio, Croydon.

Make your own **Tape Recorder** with the new
'ASPDEN'
Tape Deck Kits. Two Models
COMPACT DECK
7½"x11"—5" reels-kit **£7.10.0**
STANDARD DECK
10¾"x15"—7" reels-kit **£8.10.0**
Easy to assemble, full instructions and drawings, first-class motor, High-fidelity heads of the Latest Design, and the new
AMPLIFIER KIT
Send stamp for full particulars to:—
W. S. ASPDEN
10, Market Street, Wesham, Kirkham, Lancs.

BUILD your own TV and learn about its operation, maintenance and servicing. Qualified engineer-tutor available whilst you are learning and building. Free brochure from E.M.I. Institutes, Dept. WW58. London, W.4. (Associated with H.M.V.). [0180

HT. and other batteries, special offers: special release by the M.O.S. of layer-built batteries all of recent manufacture and tested for full voltage before despatch; 90v H.T. 1.5v L.T. 4¼inX3¾inX2¾in, 5/11 each, 2 for 10/-, post and packing 1/6; 30v, size 2¼inX1¼inX¾in, weight 3¼oz, 2/6 ea., post 6d, or box of 12 for 25/-, post 1/3; 150v, size 5¼inX2¾inX1¾in, weight, 1lb, 5/- each, post and packing 1/-; 60v H.T., +1.5v L.T., size 4inX3¾inX1¾in, 4/6 each, post and packing 1/3, or 2 for 8/-, post and packing 1/6; 72v H.T., +1.5v L.T., layer type, size 6inX5inX2in, 4/6 each, post and packing 1/3, or 2 for 8/-, post and packing 1/6. WALTON'S Wireless Stores, 48, Stafford St., Wolverhampton. [0145

50 Teleprinter Terminal Units MKIV M.O.S. with Relay Units. Offers, P. Sheppard, Red Lion, Upperhill, Leominster. [5609

TAPE to disc LP 22/-, 78, 11/-; s.a.e. leaflet... Marsh, Little Place, Moss Delph Lane, Aughton, Ormskirk, Lancs.

CONSULT professionals on tape-to-disc purchasing, 10in, disc, 13/6; 30 min. L.P., 2gns: trade terms By special arrangement with one of Britain's leading manufacturer's SNP is able to supply special unused, with maker's guarantee, 250 oersteds coercivity broadcasting tape at 1 guinea per 1200 ft. reel, post free. Supply in strict rotation of application.—Sound News Productions, 59, Bryanston St., W.1 Amb. 0091. [5731

HAVE your own tape recordings transferred to disc, 78s, to L.P.s. write, call or 'phone Bridgford Recording Service, 62, Radcliffe Road, West Bridgford, Nottingham. Tel. 84419. [5616

NOTICES

BRITISH SOUND RECORDING ASSOCIATION. Details of membership, open to the professional sound recording engineer and all others interested in recording high quality reproduction and other branches of audio engineering, together with details of the London lecture programme and the Manchester, Portsmouth and Cardiff Centres, may be obtained from the Hon. Membership Secretary, H. J. Houlgate, A.M.I.E.E., 12, Strong bow Rd., Eltham, S.E.9. [0031

SCHOLARSHIPS

THE INSTITUTION OF ELECTRICAL ENGINEERS SCHOLARSHIPS. The Council of The Institution of Electrical Engineers will consider for award this year five Research Scholarships, two Graduate Scholarships and ten Student Scholarships.
RESEARCH SCHOLARSHIPS—Ferranti, value £500 p.a. for two years, I.M.E.A., value £420 for one year, may be extended; Oliver Lodge, value £420 for one year, may be extended; Swan Memorial, value not exceeding £300 for one year, C.P. Sparks Fund, value £100 for one year.
GRADUATE SCHOLARSHIPS—for full-time post-graduate study. Duddell, value £400 for one year; Silvanus Thompson, value £400 for one year. (Alternatively these may be awarded as Student Scholarships).
STUDENT SCHOLARSHIPS... for study at undergraduate level at a university or a technical college. Duddell, value £200 p.a. for three years; Silvanus Thompson, value £200 p.a. for three years; Paul, value not exceeding £150 p.a. for four years; Manville, value £150 p.a. for three years; Arthur Fleming, value £120 p.a. for four years (for a Sandwich Diploma course); Salomons, value £60 for one year; David Hughes, value £60 for one year; Sir Charles A. Parsons, value £60 p.a. for three years; Zeipel, value £50 p.a. for a period not exceeding four years; Thorrowgood, value £25 for one year.

BENSON'S
BETTER
BARGAINS

R.F. UNITS. NEW TYPES 22 or 27, 27/6 (postage 2/6); RF24, RF25, soltd, 10/6. RX161, 160/220 Mc/s. with 2VVR136, 1VVR137, 1/4CV66, 17/6; I.F. AMPLIFIER 178 (for this), 16.5 Mc/s. with valves, 17/6 (postage 2/- each). R1155 Coll-packs, new, 12/6. **AERIAL RELAYS (co-axial) c/o 12/24 v., 7/6. **DYNAMOTORS**, D.C., 6 v. input, 250 v. 60 mA. output, 10/6. Filters for these, 2/6. **CLOCKWORK CONTACTORS**, 2 impulses per sec., 8/6. **U.S.A. TYPE**, small, 9/6. **R1355**, new improved type, 37/6 (carr. 7/6). **R1392A**, 100/150 Mc/s., 13 valves, used, good condition (including meters), £4 (carr. 10/-). **RT-34/APS-13**, brand new, black crackle case. Valves: 5/6/65, 8/6A/65, 1VVR105, 30 Mc/s. min. I.F.T.S., 60/- (carr. 3/-). Throat mics., U.S.A., new, 2/6. **CONDENSERS**, electrolytic: 13 samples, range 4 mfd. to 1,000 mfd., 7/6 (post free); Bak. tubular, 0.1/1.2 kv., 5/800 v., 25/500 v., 9d. each; .03/2.5 kv., .05/3.5 kv/v., 25/1.5 kv/v., 1/- each; 1/2.5 kv 3/6; 1/3.5 kv, 4/6. **U.S.A. Bathing**, 600 vw., 2 mfd., 1/3 single, 1 or 25, 9d.; double, 1 or 25, 1/-, 1 mfd., 1/3; **SLC1**, new condition, with valves, 30/- (carr. 9/6). **TRANSFORMERS** 500-0-500 v. 350 mA., 35/- (carr. 7/6). **RESPONDER** RDF1. New, 160/220 Mc/s. 13 valves, 15/- (carr. 7/6), or ZC 8931, 9 valves, 30/- (carr. 7/6). **BENDIX RA-10/DA/DE**, 4 Wavebands: Long, Med., 2.5 and 5-10 Mc/s. 8 valves, New, £4 (carr. 10/-). **Metal Rectifiers**: 600 v. 30 mA. 8/-, 1,000 v. 30 mA., 7/6. 450 v. 80 mA., 6/-, 500 v. 500 mA., 10/-. **Relays**, 9/12 v. 2 make, 1/6. 6 v. 2 break, 1/6. **R1355 IF Strips** only, complete, new, with valves, 25/-; less valves, 12/6 (post 2/6). **POWER UNIT 301**, Input 200/260 v. A.C. Outputs, 250 v. 80 mA., D.C., 6.3 v., 3 a. A.C. and 24 v. 1 a. D.C. New, 40/- (post 2/6). **BLOWERS** 12/24 v., new, 15/-. **Switches**, tumbler 15A linked pair, 3/6. **Lampholders**, E8, ceramic, 1/3. **MOTORS**, synch., 100 v. 10 VA 50 c. 3,000 r.p.m., 10/-. **CHOKES** LF shrouded, 10 H 100 mA. 220/-, 7/6. **Transceiver APW 321/767WT** 22-25 mcs., 4 valves 105/GT super-regen. with GPO hand tele-mc., 45/- **Portable RADIATION MONITOR** 39992/13, with Geiger, 110/230 v. A.C. input, £12/10/-. **METERS**, 1 mA., F.S.D. M.C. 3 1/2 in. dial, flush mtg., Weston, 45/- **SPLITTERS**, 15 a., 6.3 v., D.P. switch, 4 fuses, new, 15/6. List and enquiries, S.A.E. please! Terms: C.W.O. Postage extra. Immediate despatch.**

Callers and Post

W. A. BENSON (WW)
308 Rathbone Rd.,
Liverpool 13.
STO 1604

Callers

SUPERADIO
(Wichapel) LTD., 118
Whitechapel, Liver-
pool 1, ROY 1130

ENGRAVING

Electronic Equipment, Scales, Indicators, etc. Send or phone your requirements.

A.G. ENGRAVING

88 Bedford Hill, Balham, S.W.12
Balham 7085

Solder with
LITESOL
REGD. TRADE MARK
"PERMATIP"
AND
"PERMABIT"
INSTRUMENTS
FOR
GREATER
SOLDERING
EFFICIENCY
The soldering bit which maintains its face indefinitely without attention. 25 models available for mains or low voltage supply. Bit sizes 3/32 to 3/8 inch. Full details in booklet S.P.5 from sole manufacturers:—
LIGHT SOLDERING DEVELOPMENTS LTD.,
106, GEORGE ST., CROYDON, SURREY.
Tel: CROydon 8589

GALPIN'S

ELECTRICAL STORES
 438 HIGH STREET, LEWISHAM, S.E.13
 Tel.: Lee Green 0309. Nr. Lewisham Hospital.
 TERMS: CASH WITH ORDER (No C.O.D.)
All Goods sent on 7 days' approval against cash.

Notice: Owing to increases in Freight and Copper Wire prices we have no alternative but to increase our prices accordingly; all prices quoted are carriage paid unless otherwise stated.

MAINS TRANSFORMERS. Input 200/230 volts, OUTPUT 0/9/18 Volts at 3/4 amps., 25/- each; another output 12 1/2 0/12 1/2 volts 2 amps., 25/- each; another suitable for soil heating, garage lighting, etc., 0/14/17 1/2 volts, 20/25 amps., 52/6 each; another 4 volts 20 amps. twice, 35/- each.

EX-GOVT. ROTARY CONVERTORS 24 volts D.C. Input 50 volts 50 cycles, 1 phase at 450 watts. OUTPUT (complete with Step-up Transformer) from 50 volts to 230 volts, £13/10/- each.

EX-NAVAL ROTARY CONVERTORS 110 volts D.C. Input. Output 230 volts 50 cycles 1 phase 250 watts capable of 50 per cent. overload, in good condition, guaranteed weight approx. 110 lb., £13/10/- each.

MAINS TRANSFORMERS all 200/250 volts primaries (New) Heavy duty Output combination of 0/6/12/18/24/30/36 volts 4/5 amps., 38/6 each. Ditto 6/8 amps., 51/6 each. Ditto 15 amps. Output 75/- each. Another with combination of 0/6/12/18/24 volts 6/8 amps., 51/6 each. Ditto 10/12 amps., 58/6 each. Ditto 25/30 amps. Output 85/- each.

MEDIUM SPOT WELDER TRANSFORMERS Input 200/250 volts, OUTPUT combination of 0/2/4/6/8/10/12 volts at 50/70 amps. £5-7-6 each. Ditto 120/150 amps. Output £7/10/- each.

PRE-PAYMENT 1/- SLOT METERS 200/250 volts A.C. 10 amp. size only, 100 per cent. overload set at 2d. per unit (guaranteed 12 months), £3/17/6 each. Ditto credit type 10 amps. only, 25/- each.

EX - CANADIAN EX - GOVT. ROTARY TRANSFORMERS for No. 19 receiver. Input 12 volts D.C. OUTPUT 275 volts 110 M/amps; also another output of 500 volts 50 M/amps completely smoothed, 30/- each.

AUTO WOUND Voltage changer TRANSFORMERS. Tapped 0/110/200/230/250 volts 200 watts, 48/6 each; 350 watts, 57/6 each; 500 watts, 76/6 each; 1,000 watts, £6/5/ each; 1,500 watts, £8/5/- each; 3,000 watts, £17/10/-.

EX-R.A.F. ROTARY TRANSFORMERS. Input 24/28 volts D.C. OUTPUT 1,200 volts 70 M/amps. 1/2 hour rating, 10/- each. Ditto 18/24 volts D.C. Input 450 volts 50 M/amps. Output constant, 25/- each. These latter ones can be used as motors off A.C. mains with a little alteration.

LARGE RECTIFIERS output 50 volts 1 amp. with an input of 70/75 volts A.C., 10/- each. **EX. R.A.F. MORSE TAPPING KEYS,** 5/- each. **SINGLE EARPHONE** with carbon microphone 40 Ohms, 8/6 each.

ROTARY CONVERTORS. Input 24 volts D.C. Output 50 or 100. volts A.C. 500 cycles 1 phase at 300 watts, £8/10/- each.

VOLTMETERS Switch board type, 6 inch scale, 0 to 200 volts, 25/- each. Ditto 0 to 100 volts, 25/- each.

EX-GOVT. E.H.T. TRANSFORMERS. Large type. Two transformers in one case in Oil, input 230 volts, OUTPUTS 4 or 5.5 K.V. at 30 M/amps., 6.3 volts 2 amps., 4 volts 3 amps., 2 volts 2 amps. These transformers can be used separately out of the case, size dismantled approx. 3 1/2 in. x 3 in x 3 in. and 5 1/2 in. x 5 in. x 4 1/2 in., £4/5/- each.

ELECTRIC LIGHT SLOT METERS, 6d. slot, for 5d. per unit 5 amp. size only 52/6 each, all for 200/250 volts mains (A.C.).

Any **TRANSFORMERS** made to order within 7 days from date of order. Please ask for quote. Numerous other items in stock. Please ask for quotation.

MAINS TRANSFORMERS, (By Well known makers) Input 110/250 Volts output 300/0/300 Volts 70 M/amps 12 volts 1 amp. 5 volts 2 amps., useful for Wireless, small electric trains, etc or as an auto transformer 60/80 Watts 110/250 volts or vice versa, guaranteed 10/9d. each. Another as above 350/0/3 0 Volts 80 m/amps., 6.3v3a, 5v2a, drop chough type 22/250 volts 1 input 12/9 each.

P.M. SPEAKERS mounted on small baffle board 8 inch speakers useful as extensions 10/9 each fully guaranteed.

In exceptional circumstances a candidate may be permitted to hold two of the above awards concurrently.

The closing date for the receipt of applications is 1st May, 1956, for Student Scholarships and 1st June, 1956, for Graduate and Research Scholarships. Full particulars of the conditions of award attached to each scholarship and nomination forms may be obtained on application to the Secretary, The Institution of Electrical Engineers, Savoy Palace, London W.C.2. [5699a

SITUATIONS VACANT

The engagement of persons answering these advertisements must be made through the local office of the Ministry of Labour and National Service, etc., if the applicant is a man aged 18-64 or a woman aged 18-59 inclusive, unless he or she or the employer is excepted from the provisions of The Notification of Vacancies Order 1952.

EXPANDING Electronic Division. OF a company of established reputation requires able and experienced. SENIOR Electronic Engineers.

TO undertake a responsible part in the development of a wide variety of specialised equipment.

THE appointments are permanent and pensionable, attractive salaries are offered to engineers capable of directing entire projects with initiative and enthusiasm. CANDIDATES should preferably possess an Honours Degree or the equivalent, although a lack of academic qualifications should not serve as a deterrent to engineers of proven ability.

EXPERIENCE should include several years of circuit design, and a sound knowledge of radio communications circuits is an advantage.

APPLICATIONS will be treated as confidential and should be made to The Superintendent, Electronic Development Division, R. B. Puffin & Co., Ltd., Great West Rd., Brentford, Middlesex. [0209

A DRAUGHTSMAN with mechanical design experience is required for the ELECTRONICS DIVISION of Saunders-Roe, Ltd Applications are invited from suitably qualified men, especially those with a basic knowledge of the principles of Electronics plus experience in the design of electro-mechanical transducers, servomechanisms and electronic assemblies.

HOUSING assistance, pension and assurance schemes and other amenities can be offered. THOSE interested should write, quoting ref. WW/60 and giving details of age, experience, etc., to the Personnel Officer, Saunders-Roe, Ltd., East Cowes, I.O.W.

ELECTRONIC Development Engineers. Applications are invited from Electrical and Mechanical Engineers qualified to fill the following interesting posts on the Development Staff of a leading manufacturer

(a) DEVELOPMENT and engineering of T.V. receivers for mass production.
 (b) DEVELOPMENT of colour T.V. systems as applied to receivers. Some experience in this line is desirable.

(c) APPLICATION of printed circuit techniques to T.V. and domestic radio receivers and other electronic equipment.

(d) APPLICATION of small-scale electronic devices to electronic equipment and also to the mechanization of manufacture.

(e) APPLICATION of semi-conductor devices to existing electronic equipment and also the development of new designs involving these techniques.

THOSE interested should write, in confidence, giving brief details of qualification and experience, to the Personnel Manager, the General Electric Co., Ltd., Radio and Television Works, Span St., Coventry.

RADIO service mechanics required by R Smiths (Radiomobile), Ltd., for many parts of the country.—Write details of experience and qualifications to Personnel Officer, Goodwood Works, North Circular Rd., London, N.W.2. [0312

TELENG

COMPLETE EQUIPMENT FOR EXTENDED AERIAL AND WIRED TV SYSTEMS

WIDE BAND AMPLIFIERS




MARK III—40 to 220 mc/s (covering Bands 1, 2 and 3) Gain 20 db ± 2 db. 75 ohm. in and out. Rack mounting.

MARK IV—A new, cheaper commercialised version of the impeccable Mark III. Approx. same performance. In ventilated steel case.

TYPE 3—40-70 mc/s (Band 1) Gain 33 db ± 1 db. Indoor or Outdoor cases. Line powering facilities. 75 ohm in or out. Extensively used for urban TV relay systems.

Also Control, Splitter, Tapping, Equaliser, etc. Units. Comprehensive Lists on request.



TURRET TYPE TUNERS

12 CHANNEL T.V.

Models for 13, 16, 34 mc/s. vision I.F. and incorporating coil segments for any channels in Band 1 and 3



H.F. INDICATOR METER TYPE 2

20mv to 2.5 v. in 3 ranges. 3 to 300 mc/s. Small insulated probe. Shunt C at R.F. only 1.5 pf. Stabilised Valve Bridge Circuit. A sensitive R F transfer indicator.

Telefusion (Engineering) Ltd.

Teleg Works Church Road, Harold Wood, Romford, Essex
 Ingrebourne 2901

Fidelia

**HAND BUILT
QUALITY
UNITS**



**MAJOR
10-VALVE
RADIOGRAM
CHASSIS £34/0/0**

The Fidelia range of real high fidelity equipment includes three models giving VHF/FM reception as well as the normal wavebands and superb gramophone reproduction. All our equipment is designed and built throughout by ourselves and constructed entirely of British made components. Brief details of the three AM/FM models are:—
Fidelia Major AM/FM, 12 valves, separate amplifier, independent bass and treble controls, etc. £44/-
Fidelia de Luxe AM/FM, 11 valves, 7 watt triode push-pull output, C/R tuning indicator etc., £33/12/-
Fidelia standard AM/FM, 9 valves, 5 watt triode output with all Fidelia features. £30/-
Fidelia P.M. Tuner Unit, Triode R.F. stage, Triode mixer, two I.F. stages, Ratio detector, full v slot tuning scale, economical current consumption, £14/3/-.

Full details of these and other models willingly on request.



**ELECTRO
Acoustic
DEVELOPMENTS**

**2 AMHURST ROAD,
TELESCOMBE CLIFFS,
Nr. Brighton,
SUSSEX**

Tel.: Peacehaven 5156

PRECISION SHEET METALWORK

We specialise in manufacturing of Chassis in all metals, large or small quantities to your own specifications.

V. W. BEAMISH

Shardeoles Garage, Shardeoles Rd., New Cross, London, S.E.14.

Telephone: TIDeway 4795

"DIPLOMA" HEADPHONE



Lightweight High Resistance (4,000 ohms). Complete with cord.

17/6

Ideal for CRYSTAL SETS

The "TYANA" Standard Soldering Iron



- Adjustable Bit.
- Weight approx. 4 oz.
- Heating Time 3 min.
- 40 Watt economy Consumption.
- Standard Voltage Ranges.

14/11

Replacement Elements and Bits always available.

**KENROY LIMITED
152/297 UPPER ST., ISLINGTON,
LONDON, N.1.**

Telephone: CANonbury 4905-4663

SITUATIONS VACANT

EXPERIENCED radio testers and inspectors required for production of communication and radio apparatus, also instrument makers, wireers and assemblers, for factory test apparatus.—Apply Personnel Manager, E. K. Cole, Ltd., Ekco Works, Malmesbury, Wilts. /0238

McMICHAEL RADIO, Ltd., Slough, Bucks, have vacancies from time to time for electronic engineers to be engaged on Government projects; those wishing to be considered are invited to write fully to the Chief Engineer, Equipment Division.

SERVICE engineer required, able if required to take charge busy service department handling all makes radio, TV, etc.; top salary paid; good conditions.—Apply only if efficient to Electrical Services (Edgware), Ltd., 93, Edgware Rd., W.2. Pad 2342. [5352

ELECTRONIC engineer, degree or equivalent, practical design experience of V.H.P. transmitters and receivers essential; small but rapidly expanding organization on South Coast (near Southampton).—Write full details, age, experience and salary expected to Box 5399. [0233

SENIOR television development engineer with administrative experience required, capable of carrying out development projects with minimum supervision up to production stage. Kingston area.—Write, giving full personal details, stating salary required, Chief Engineer, Box 5942. [0123

RADIO technicians required by International Aeradio, Ltd., for overseas service; permanent and pensionable positions; inclusive salary from £894 per annum to £1,373 per annum, tax free, according to marital status; free accommodation; kit allowance; free air fares, generous U.K. leave.—Qualified candidates, to whom replies only will be sent, please write, quoting RT, to Personnel Officer, 40, Park St., W.1. [0262

ELECTRONIC Engineers. The application of new techniques (semi-conductor devices, printed circuits and the like) to existing designs and the evolution of new designs involving these techniques, has created excellent opportunities, with a leading manufacturer for men of development engineer status interested in a progressive career.—Apply in confidence, stating age, qualification and experience, to the Personnel Manager (Ref. E.E.), Box 8409.

MECHANICAL designers, draughtsmen and detail draughtsmen, interested in the design and engineering of electronic and like projects; also required, senior and products, including Government contract work and domestic radio and television equipment, are invited to apply for interesting positions with considerable opportunity for advancement; experience in this type of engineering is desirable but not essential.—Applicants should write, giving brief details of career and qualifications, to the Personnel Manager, Box 8843. [5582

AN electronic engineer, with knowledge of audio frequency circuitry, is required to carry out vibration tests on guided weapons and their components and to assist in the design and development of additional test gear; excellent opportunity for obtaining experience and advancement in new techniques of increasing scope; good salary and bonus; pension scheme.—Apply (quoting Ref. WW/19A) to the Assistant Manager, The Fairey Aviation Co., Ltd., Weapon Division, Heston Aerodrome, Hounslow, Middx. [5563

TELEVISION Development. Applications are invited for the posts of development engineers in the laboratories of a leading television manufacturer. Qualified men with experience of, or an interest in, the latest techniques in this field, including colour television, will find considerable scope in these positions, which have been created by expansion of existing departments.—Applicants should write, in confidence, giving brief details of past experience, to the Personnel Manager (Ref. T.D.), Box 8408. [5576

COMMUNICATIONS EQUIPMENT

WIRELESS SET 19 Mk. III. Frequency 2-8 Mc/s and 335 Mc/s. Antenna output 8 watt. Systems A.1, A.2, A.3. Power source 12 v. battery with operating equipment for mobile or ground use.

AMPLIFIER 2, P. No. 2. For use with Wireless Set No. 19 Mk. III. Boosts antenna output to 30 watts. **WIRELESS SET X32D.** Frequency 2-8 Mc/s in two switched bands. C.V. and frequency modulated and amplitude modulated R.T. Remote control facilities. Mobile or fixed station use. Power source 12 v. D.C.

WIRELESS SET 62 Mk. II. Frequency range 1.0-10 Mc/s in two switched bands. Crystal controlled. For mobile use. Systems A, A.2, A.3—with operating equipment. Power source 12 v. D.C. **CRYSTAL CALIBRATOR NO. 10** for use with Wireless Set 62.

WALKIE-TALKIE TYPE 58 (CANADIAN). Frequency range 6-9 Mc/s complete with accessories. **HANDY TALKIE SCR533.** Frequency range 3.5-6.0 Mc/s—complete with spare coils, crystals, etc.

AIRCRAFT RADIO COMPASSES. Installation Type SCR249G. Frequency coverage 200 Kc/s-1,750 Mc/s in three switched bands. Super-het communications receiver with compass circuit elements. Remote control facilities and motor driven aerial loop complete with all operating accessories.

AIRBORNE VHF EQUIPMENT. ARC-1 multi-channel transmitter/receiver complete—100-156 Mc/s. ARC-2 10 channel transmitter/receiver complete—100-156 Mc/s. **TELEGRAPH AND TELEPHONE EQUIPMENT.** High Speed Morse Telegraph Transmitters. Telegraph Tape Printers.

Terminal Units Apparatus VF Speech + Duplex. Apparatus VF Speech + Simplex. Apparatus two-tone Telegraph. Carrier Terminals 1+1. Field Telephone Sets types D, F, H and L. Switchboards, universal call, 6-line and 10-line. Prices and further details on request.

Spare parts and associated equipment. Transmitting valves types 803, 805, 807, 832. Magiscope Hunter 3in. used at 6/6 each. Morse Keys totally enclosed Air Ministry type at 1/6 each. Aerial winches Air Ministry type 5 at 2/6 each.

R. GILFILLAN & CO. LTD.

7, HIGH ST., WORTHING, SUSSEX.

Tel.: Worthing 8719 & 30181.

Cables: 'GIL WORTHING.' Codes: BENTLEY'S 2nd.

CABLE cheap in small coils

20-40 yds. long. Prices per 100 yds. lots. Under 100 yds. add 5%. Small orders please add carriage.

	3/029	3/036	7/029
TWIN 1/044 3/029 W/e	W/e	W/e	W/e
Plastic 49/-	66/2	85/-	118/11
Rubber 57/9	74/3	89/9	121/-
3. E. for full list of Cables/Accessories/Fluorescents and Gear.			152/9

W. W. BRIDISCO, 591, Green Lanes, London, N.8.

VIEWMASTER TUNER

(Practical Television Jan. & Feb.)

We now have available the six-wafer switch assembly. Type No SS/5511, complete with coil platforms, at 27/6 post free.

912-PLUS SWITCHES

S1 (14061/B1)	} 17/6 pair
S2 (14062/B1)	
S4 (SS/556/1)	11/6
S5 (SS/556/2)	10/6

SPECIALIST SWITCHES

(Wafer Switches to Specification)
23 RADNOR MEWS - LONDON W.2
AMBassador 2308
Enquiries by post or phone only

SUPER RADIOGRAM CHASSIS & SPEAKER

£ 6 . 17 . 6

4 wave band, 5 valve superhet. Famous Mfr. Complete with octal valves. 4 controls. Switched all bands. Size 14½ x 8 x 10¼ in. Dial 10 x 6 in. Carr. 4/6.

RADIOGRAM CHASSIS, 29/9. Including 8in. speaker, dial and knobs, 5-valve superhet 3 wave band, A.C. mains. Complete, tested, guaranteed. Less valves. P. & P. 4/6.

SPEAKERS, 8/9. P.M. 8in. Std. 3-5 ohms. Guaranteed. Post 1/9.

£5 T.V. TUBES, 12in. 6 months' guarantee.

TETRODES, 6.3 heater. 12in. £5, 17in., £7/10/-, and 14in., £5/10/-. C.W.O. 15½ ins. carr. on all tubes. Please state if A.C. only or Universal.

15in. TUBES, Callers only, £5 each. Cathode/heater short, 30/- 9in. Tetrodes only, £3, with burns 12/6. Carr. Extra.

V.H.F. 1125 RECEIVER, 7/9. Complete with valves. Drawings free. Post 2/3. New, ex-W.D.

V.H.F. 24 RECEIVER, 10/6. Complete with valves. New, ex-W.D. Post 2/3.

V.H.F. 1466 RECEIVER, 27/6. Complete with 6 valves, similar to the 1124 receiver but with a tuning dial. Carriage 2/6. Freq. 30-40 m/cs.


AMPLIFIER No. 165, ex-W.D. 5/9. Contains a host of resistors, conds., coils, trans., etc., with drawings. Less valves. Post 1/9.

RECEIVER No. 71, 6/9. Ex-W.D. Full of gear, resist., etc. Works v.h.f. with drawings. Post 1/9 (less valves).

TRANSMITTER No. 50, 6/9. Ex-W.D. V.H.F. with coils, tuning conds., fixed conds., resist., switching, etc. Less valves. Post 1/9.

METAL RECTIFIERS, 5/9. Two types. 250 v. 200 mA. and 200 V., 80 mA. Post 1/3.

TELEPHONE SETS, 12/6. Complete with tapper bell, jack plugs etc. Post 3/6.



O.P. TRANSFORMER, 1/9. Std. 2-5 ohms, post 9d.

COIL PACKS, 3/9. Complete with 2 gang conds.; pair 465, I.F.s (similar drawing) and dial. Post 1/9.

MONEY BACK GUARANTEE
DUKE & CO
 621 ROMFORD ROAD, LONDON. E.12
 CWO OR COD • TEL: GRA 6677

SITUATIONS VACANT

PHILIPS ELECTRICAL, Ltd., wish to fill vacancies due to expansion in the radio and TV division at head office. Candidates should be graduate engineers under 35 years of age with a well defined aptitude for a commercial career. Experience of work in connection with amplifiers, tape recorders, pickups, record players and television equipment is desirable but not essential. The post carries an initial salary of not less than £600 p.a. and prospects of development and thereby promotion are good. Applicants should write giving fullest details of career to Personnel Officer, ref. No. 788, Century House, Shaftesbury Ave., London, W.C.2. [5546]

GRADUATE engineers 25-30 years of age are required for interesting development work involving a sound knowledge of L.F. amplifier techniques, applicants should have had several years' responsible experience in the design of specialised electronic equipment and in carrying projects through to production stage, a generous salary will be paid to the selected applicants, company superannuation and insurance scheme available.—Please reply, in confidence, giving full details of qualifications and experience, to Box 8407. [5574]

DECCA RADAR, Ltd., invite applications for posts as Site Engineers on locations in U.K. and abroad. Applicants should preferably have had previous experience of the installation of maintenance of radar equipment, though consideration will be given to men with corresponding experience of other electromechanical apparatus. Applications with full details should be addressed to the Manager, Heavy Installations Division, Decca Radar, Ltd., Malden Way, Kingston By Pass, New Malden, Surrey, quoting reference HID.17. [5489]

THE GENERAL ELECTRIC Co., Ltd., Brown's Lane, Allesley, Coventry, requires mechanical development engineers, designer draughtsmen and draughtsmen, preferably with experience of radar-type equipments, for work on guided weapons and like projects; also required, senior and junior electronic development engineers, particularly in the field of microwave and pulse applications; salary according to age, qualifications and experience.—Apply by letter, stating age and experience, to the Personnel Manager, Ref R.G. [10259]

RADIO (meteorological) technicians required by Meteorological Office. Qualifications: Basic knowledge of radio and radar and experience in maintenance/operation of radar equipment including oscilloscopes; successful applicants serve in United Kingdom and overseas; commencing London salary £536 at age 25 or over rising annually to £635 subject to deductions for each year below age 25; provincial salary £20 to £30 lower; overtime, night duty allowance, etc.—Apply at any Employment Exchange, quoting Borough 881.

BEST gear design engineers and maintenance engineers required with practical experience of this class of work, based on sound knowledge of electronic principles. These vacancies are permanent and progressive. A company pension scheme in operation. London area. Please write, in confidence, giving full details of qualifications to Box No. 8547. [5591]

BRITISH ACOUSTIC FILMS, Ltd., have vacancies for experienced **DESIGN DRAUGHTSMEN** and **DRAUGHTSMEN**

The work is of an interesting nature in connection with Precision Optical, Mechanical and Electronic Instruments; also, Sound Recording and Reproducing Equipment.

H.N.C. in Electrical or Mechanical Engineering desirable, but applicants must have reached O.N.C. standard or equivalent qualification.

PERMANENT and pensionable appointments. Canteen Sports and Welfare facilities. PLEASE apply to Personnel Manager British Acoustic Films, Ltd., Woodger Road, London, W.12. [5589]

BAKERS 'Selhurst' RADIO

THE CONNOISSEUR'S CHOICE



9" JUNIOR DE-LUXE

Mk.I. £9.12.6.

Mk.II. £11.7.6.




12" 15W DE-LUXE

Mk.I. £9.15.0.

Mk.II. £11.7.6.

A 2-speaker combination—the 12in. De-Luxe for BASS and the Junior for TREBLE—for the reproduction of sound from 20-20,000 c/s with a sense of realism and presence that will enchant you.

Write for full details of our range of High Fidelity equipment, which includes GOODSELL "Golden Range" Williamson and Ultralinear Amplifiers, Tone Controls, A.M./F.M. Tuners, Tape Equipment, the world-renowned ORTOFON dynamic Pick-up, with diamond or sapphire styli, and the WOOLLETT Transcription Gramophone Turntable.



MA5 DE-LUXE AMPLIFIER £17.17.0
 ORTO/PFA TONE CONTROL £17.

Designed for the connoisseur, the MA5 DE-LUXE 15W Ultralinear Amplifier has EL34 output valves, a "C-core" transformer, a frequency response from 10-10,000 c/s 2 db and distortion of 0.1% at 10W.

Designed for use with the ORTOFON Pick-up, the ORTO/PFA is a high-gain low-noise pre-amplifier providing 36 combinations of equalization.

Mail orders only pending the opening of our new showrooms.

Trade and Export enquiries invited.

JOHN LIONNET & CO.
 DEPT. W, 62-63 Queen Street, London, E.C.4
 Tel: CITY 7167

SOUTHERN RADIO'S WIRELESS BARGAINS

TRANSCEIVERS. Type "38" (Walkie-Talkie). Complete with 5 valves. In metal carrying case. Ready for use. Less external attachments, 30/- per set. **ATTACHMENTS** for use with "38" **TRANSCEIVER HEADPHONES**, 15/6; **THROAT MICROPHONE** with Lead and Plug, 4/6; **JUNCTION BOX**, 2/6; **AERIAL**, 2/6; **SPECIAL OFFER** of used "38" **TRANSCEIVERS** less valves but complete with **ALL COMPONENTS**. Excellent for **SPARES**, 11/6 per set. P. & P. 2/-.

TRANSCEIVERS. Type "18" Mark III. **TWO UNITS** (Receiver and Sender) contained in Metal Case. Complete with Six Valves, Microammeter, etc. **LESS EXTERNAL ATTACHMENTS**, 44/10/-.

BOMBSIGHT COMPUTERS. Ex-R.A.F. **BRAND NEW.** A wealth of Components. **GYRO MOTORS, REV. COUNTERS, GEAR WHEELS, etc.**, etc. Ideal for Model Makers, Experimenters, etc., 43.

LUFBRA HOLE CUTTERS. Adjustable 2in. to 3 1/2in. For Metal, Wood, Plastic, etc., 6/6.

RESISTANCES. 100 ASSORTED **USEFUL VALUES.** Wire Ended, 12/6 per 100.

CONDENSERS. 100 ASSORTED. Mica, Metal Tubular, etc., 15/- per 100.

PLASTIC CASES. 1 1/2in. x 10 3/4in. Transparent. Ideal for Maps, Display, etc., 5/6.

STAR IDENTIFIERS. Type I A-N. Covers both Hemispheres. In case, 5/6.

CONTACTOR TIME SWITCHES. In sound-proof case. Clockwork movement. 2 Impulses per sec. Thermostatic Control, 11/6.

REMOTE CONTACTORS use with above, 7/6.

MORSE PRACTICE SET with Buzzer on Base, 6/9. Complete with Battery, 9/6.

MORSE TAPPERS, Std., 3/6; Midget, 2/9.

CRYSTAL MONITORS. Type 2. New in Transit Case. Less Valves, 8/-.

METERS AND AIRCRAFT INSTRUMENTS. Only need Adjustment or with broken Glass.

TWELVE INSTRUMENTS, including 3 brand new Aircraft Instruments, 35/- for 12. Postage or carr. extra. Full list of Radio Books, 2 1/2d.

SOUTHERN RADIO SUPPLY LTD.
11 LITTLE NEWPORT STREET
LONDON, W.C.2. Gerrard 6653

SITUATIONS VACANT

ELECTRONIC Engineers and Technicians with practical experience in systems engineering, testing, servicing or installation of Radar equipment are required by Decca Radar, Ltd., for installation duties in U.K. and abroad. Applicants must be prepared to live away from home. Good salaries and subsistence allowances are offered. A pension scheme is operated by the Company. Applications giving full details of experience should be made to the Manager, Heavy Installations Division, Decca Radar, Ltd., Malden Way, Kingston By Pass, New Malden, Surrey, quoting reference HID.16. [5487]

SERVICE Manager required for the rapidly growing radio and electrical department in large departmental store. **APPLICANTS**, who should not be over 31 years of age, must have had experience of servicing well known makes of radio and electrical equipment and preferably have been in charge of a radio service department in this country.

The vacancy is in British West Africa and the commencing salary not be less than £1,000 per annum. In addition there are family allowances, free furnished quarters, free passages and medical attention in Africa. Membership of Pension Fund. Tours of about 21 months followed by substantial leave on full pay. **APPLY** giving full particulars to Box No 8579. [5593]

DEVELOPMENT ENGINEERS required by a Company engaged in communications work Harrow area. Applicants must have sound technical knowledge and preference will be given to those having experience in a similar capacity. Good prospects in a rapidly expanding field. Salary commensurate with experience and ability. Applications, in writing, to Box No. 627, Sells Ltd., Brettenham House, Lancaster Place, Strand, W.C.2. [5594]

RADIO Mechanics (experienced) required at Stansted Airport. Excellent rates of pay and conditions of service. Single hostel accommodation available. Apply with full details to the Personnel Manager, Skyways Ltd., Stansted Airport, Essex.

APPLICANTS are invited for pensionable posts as **ASSISTANT Examiners in the PATENT Office** TO undertake the official scientific technical and legal work in connection with Patent Applications. There are a small number of similar posts in the Ministry of Supply. Applications may be accepted up to 31st December, 1956 but early application is advised as an earlier closing date may be announced. Interview Boards will sit at frequent intervals.

CANDIDATES must be between 21 and 28 years of age during 1956 (up to 31 for permanent members of the Experimental Officer Class) and have First or Second Class Honours degree in physics, Chemistry, mechanical or electrical engineering, or mathematics. Candidates taking their degrees in 1956 may apply before the result of their degree examination is known.

STARTING emoluments in London, including Extra Duty Allowance for 4 1/2 hour week, between £554 and £794 (men) £712 (women) according to periods of National Service and post-graduate experience rising to £939 (men) and £869 (women); Promotion to Examiners—£977 to £1,344 (men), £896 to £1,247 (women); normally after 5 years (3 or 4 years in exceptional cases). Women's scales subject to increase under equal pay scheme. Good expectation of promotion to Senior Examiner (£1,344 to £1,620 men) with reasonable expectation of further promotion to Principal Examiner (£1,620 to £1,850 men). Candidates are recruited by selective interview.

APPLICATION forms and further information from the Civil Service Commission, Scientific Branch, 30 Old Burlington Street, London, W.1, quoting number S 128/56.

THE INSTRUMENT MODEL

Specially designed for soldering operations in the compact assemblies used in present day radio, television and electronic industries.

Weight 3 1/2 oz.
excluding flexible.
Length 9in.
25 Watts.
Voltage range 12, 24, 50 24/- each.
100-110, 120-130, 200-220, 220-240 22/- each.

Interesting features

1. Bit 1/8" diameter, simple to replace.
2. Steel cased element, also replaceable.
3. Detachable hook for suspending iron when not in use.
4. Moulded two part handle, remains cool in use.
5. Six ft. Henley Flexible.




W. T. HENLEY'S TELEGRAPH WORKS CO. LTD
51/53, Hatton Garden, London, E.C.1

Purchase or hire your
'VORTEXION TAPE RECORDER'
& ASSOC. EQUIPMENT FROM
GRIFFITHS HANSEN (Recordings) LTD.
32/33 GOSFIELD ST., LONDON, W.1.
MUSEum 0642/2771.

ODDIE FASTENERS

Pat. 507249



THIS FASTENER WITH ENDLESS APPLICATIONS—SIMPLE—POSITIVE SELF-LOCKING. MADE IN A VARIETY OF TYPES AND SIZES. **SPECIAL FASTENERS TO SUIT CUSTOMERS' REQUIREMENTS.** **WIDELY USED IN THE RADIO INDUSTRY.**

Illustrated brochure and other information will be gladly sent on request.
DEPT. "W.W."

Oddie, Bradbury & Cull Ltd., Southampton
Tel.: 55883 Cables: Fasteners, Southampton

TANNOY
SOUND EQUIPMENT

Tells you what's going on clearly

WEST NORWOOD · S.E.27
Telephone: GIPSY HILL 1131 (7 lines)

SPECIAL OFFER G.E.C. & B.T.H. GERMANIUM CRYSTAL DIODES

1/- each. Postage 2 1/2d.

Diagrams and three Crystal Set Circuits Free with each diode.

A large purchase of these fully **GUARANTEED** diodes from the manufacturers enables us to make this attractive offer.

COPPER INSTRUMENT WIRE
ENAMELLED, TINNED, LITZ,
COTTON AND SILK COVERED

All gauges available.
B.A. SCREWS, NUTS, WASHERS,
soldering tags, eyelets and rivets.
EBONITE AND BAKELITE PANELS.
TUFNOL ROD, PAXOLIN TUBE COIL
FORMERS AND TUBES.
ALL DIAMETERS.

SEND STAMP FOR LIST. TRADE SUPPLIED

POST RADIO SUPPLIES
33 Bourne Gardens, London, E.4

L/P THE RECORD LIBRARY

L/P THE RECORD LIBRARY

OFFERS

AND

The Perfect way to build up a first rate private collection of the L/Ps YOU like best

A chance of hearing some of the many delightful records of lesser known music— Treasure Trove indeed!

REMEMBER!

AND...

- It costs as little as 1/- (approx.) per week each L/P borrowed.
- Return of Post Changing Service.
- Special arrangements for members interested in new issues.
- Our completely comprehensive catalogue is currently extended to include virtually every recommended L/P issued.

- We can supply a brand new (guaranteed unplayed) factory fresh copy of any available L/P to order. With each purchase goes a POST FREE change of Library records.
- Many of the LIBRARY COPIES are themselves marked down for sale at most reasonable second-hand prices. (Surely the ideal way to buy a "used" record is to hear it first!).

For full details send S.A.E. (1½d) to:—

THE L/P LIBRARY, SQUIRES GATE, STATION APPROACH, BLACKPOOL, LANCs.

L/P THE RECORD LIBRARY

L/P THE RECORD LIBRARY

SITUATIONS VACANT

TECHNICAL Agent required to handle thermoplastic components for the Radio, Television, Electrical, Automobile and allied trades, in Lancs, Yorks, Home Counties, Scotland, N. Ireland. Must be experienced and have connections in these trades. Generous Commission basis. Write details Box No. 8869. [5612]

RADIO Communication Engineer with design experience in low powered V.H.F. transmitter-receivers. City and Guilds standard preferred. West London area. Box No. 8886. [5646]

TECHNICAL Assistant required by manager of new works easy access London. Conversant with design and practical applications in high frequency amplifiers and ancillary equipment for new field in telecommunications. Well equipped laboratory, staff appointments, good salary and unusual prospects for interesting and progressive career.—Box 7638. [0002]

SOUTH Manchester H. M. C. Christie Hospital and Holt Radium Institute, Manchester 20. Physics Research Technicians. Applications are invited for the following posts in the Physics Research Department. (1) Research Technician. Salary scales under review. Present scale £450-£515. The duties attached to this post include the design, construction and maintenance of a variety of physical and electronic equipment under the general supervision of a Chief Research Technician. (2) Student Research Technician. Salary £190 at 16 years of age, rising by £20 to £380. Candidates should have a practical outlook and possess a G.C.E. with Science or Mathematics. Prospects of promotion are good. Both these posts are superannuable and conditions of service are laid down by Whitley Council's P.T.B. Circulars 53/28 and 55/45. Applications giving age, education, experience and the names of two referees should be addressed to the Administrative Officer immediately.

SENIOR and Junior Electrical and Mechanical Draughtsmen required for the electronics drawing office of the British Thomson-Houston Co. Ltd., Blackbird Road, Leicester. Please apply in writing to Chief Draughtsman, Electronics Drawing Office, British Thomson-Houston Co. Ltd., Rugby, giving details of age, experience, etc

BELLING & LEE Ltd., Great Cambridge Road, Enfield, Middlesex, have vacancies for project engineering who will have considerable scope as the business continues to expand.

1. ELECTRONIC component development: experience of electronic or light electrical engineering required, but design experience not essential.

2 TELEVISION and radio aerial development: experience of stress calculations and light alloy castings and extrusions essential. THE positions are permanent and pensionable and are open to men of 25/40; applicants should have Grad. I.E.E. or recognised equivalent qualifications and should write (in confidence) to the Secretary giving details of age and experience and an indication of the salary required.

BELLING & LEE Ltd. wish to appoint three assistant sales engineers to call on the wholesale trade in the North West, North East, and London and South Eastern area: they should be based in those areas and be car owners. Remuneration will be by salary and commission, and reasonable expenses will be paid. Applications (in confidence) to the Secretary, Great Cambridge Road, Enfield, Middlesex, should state age, qualifications and experience and give some indication of the remuneration expected. [5645]

YOUNG Men 21-30 for training in interesting field job. Physical fitness essential. G.C.E. or Higher education with City and Guilds standard in electronics or telecommunications. Service qualifications acceptable. Attractive prospects. Write giving full particulars to Box No. 0566. [5718A]

DEPENDABLE RADIO SUPPLIES

12a TOTTENHAM STREET, W.I. TEL: LANGHAM 7391/7392 1 minute Goudge St. Station

SIZE

3" in Length Spindle Length
1 3/4" dia. 1" x 1/8" dia.



27 v. input, output 7,000 r.p.m. at 0.63 amp.
12 v. input, output 2,800 r.p.m. at 0.25 amp.
6 v. input, output 380 r.p.m. at 0.5 amp.
Price 17/6. P. & P. 2/-.

AMERICAN 807 VALVES

Brand new. Individually boxed. Price 6/- each. Special price for quantities. P. & P. 6d.



HEAVY DUTY SLIDING RESISTORS

250 watts to carry 25 amps. Resistance 0.4 ohms. Suitable for charging board, etc. Size 9 x 4 x 6in. high. Brand new. Price 12/6. Post 2/-.

ROTARY TRANSFORMERS

(MADE BY HOOVERS)

6" Overall Length. 3 1/2" Overall dia.



H.T.31

Input 11.5 v. Output 250 v. at 125 mA.

H.T.32

Input 11.5 v. Output 490 v. at 65 mA.

H.T.31, 55/-, post 2/-, H.T.32 30/-, post 2/-.

SPECIAL OFFER

American Bulbs 6-8 v. .25 amp, M.B.c., 6/- per dozen, 12-16 v. .1 amp, M.B.c., 7/6 per dozen. Post free.

AMERICAN DYNA-MOTORS



Size 4 1/2" x 2 1/2" D.C. Input 27 volts 1.75 amps

D.C. Output

285 Volts .075 Amps

Price 37/6 each. P. P. 2/-.

These can be supplied in 12 v. at extra cost

SPEAKER BARGAINS

5" P.M. Speakers 14/6 each. Postage & Packing 2/-.
12" P.M. Speakers 32/6 each. Postage & Packing 2/6.

Quantity and Export Enquiries Invited. Callers also welcome.

Open Monday to Friday 9.30-5.30. Saturday 9.30-1.

TERMS—CASH WITH ORDER AND C.O.D. DEPENDABLE—ALWAYS DEPENDABLE

Excellence in design..

Specialists in Sub miniature Telecommunication Components.



STAND OFF INSULATOR

For 1500 volt working
Overall height 1.1".
Over chassis .86".
Silver plated spill .35".
6 BA hexagon stud
chromium plated.

(Illustrations approximately actual size)

MINITRIMMER

Standard maximum capacities up to 13pF. Voltage 500 DC. Base 1/4" square with fixing centres for 10 BA 1/4" apart.



Details from:—

OXLEY

DEVELOPMENTS CO. LTD.
ULVERSTON, NORTH LANC'S
Tel.: ULVERSTON 3306

FM and HI-FI COMPONENTS

In stock for the

WIRELESS WORLD FM TUNER UNIT	
DENCO FM TUNER	circuits 1s. 6d.
RADIO CONSTRUCTOR FM	" 2s. 0d.
MULLARD AMPLIFIERS	" 3s. 6d.
OSRAM 912 PLUS AMPLIFIER	" 4s. 0d.

Separate price lists on request to

J. T. FILMER MAYPOLE ESTATE
Tel.: Bezingheath 7967 BEXLEY, KENT

Come to



THE FRIENDLY SHOP.

FOR ALL RADIO COMPONENTS

We stock everything the constructor needs—our 25 years' experience of handling radio parts and accessories enables us to select the best of the regular lines and the more useful items from the surplus market. **NOTHING TOO LARGE—NOTHING TOO SMALL** Everything you need under one roof—at keenest possible prices.

H. L. SMITH & CO. LTD.

287/289 EDGWARE ROAD, LONDON, W.2
Telephone: Paddington 5891

Hours 9 till 6 (Thursday 1 o'clock)

Near Edgware Road Stations, Metropolitan & Bakerloo

SITUATIONS VACANT

ELECTRONIC Engineers with first-class honours degree required for development of high-speed electronic counters and pulse circuits associated with transient oscilloscopes; experience in pulse techniques desirable but not essential, more importance being attached to theoretical ability in originality of thought. Top salaries. Good working conditions. Permanent positions. **EPSYLON RESEARCH & DEVELOPMENT Co. Ltd.,** The Barons, St. Margaret's, Twickenham, Middlesex. [5619]

ELECTRONIC Engineers or Physicists required for the development of instrumentation-type magnetic recording equipment. The work involves the electronic, magnetic and mechanical aspects of the widest range of magnetic tape and drum recording machinery. Experience in some aspects of this work desirable, but every consideration is given to persons new to this field but interested in gaining experience in the subject. Top salaries. Permanent positions. Good working conditions. **EPSYLON RESEARCH & DEVELOPMENT Co. Ltd.,** The Barons, St. Margaret's, Twickenham, Middlesex. [5618]

TECHNICAL writer required to assist in the compilation of Service Publications and Instructional Books for Commercial Radio and Television Receivers. Applicants should have a sound knowledge of Radio Theory and practice, and an ability to express technical information in good English.

APPLY in writing giving age and full details of previous experience to:—The Personnel Manager, Bush Radio Ltd., Power Road, Chiswick, W.4. [5620]

SEMI skilled Radio and Television engineer required. Salary £8 p.w. Permanent position.

RITZ RADIO & ELECTRICAL Co., 305, Neasden Lane, Neasden, N.W.10. Tel. Gladstone 4983. [4983]

RETAIL establishment, Cycle, Electrical, Radio and Television trade—Sussex. APPLICATIONS are invited for the position of Manager for a Retail Cycle, Radio, Television, and Domestic Electrical Appliance Shop, to be opened shortly in Sussex. Servicing arrangements will be operated from the store.

APPLICANTS must have technical knowledge of the commodities in question and should reply quoting previous experience, qualifications and salary required, to the C.W.S. Limited, Central Labour Department, 1, Balloon Street, Manchester, 4, endorsed "Manager".—Radio and Television Trade, Sussex. [5696A]

THE Telegraph Construction & Maintenance Co. Ltd., Cable manufacturers have vacancies for Technical Assistants in their Design & Specification Department. APPLICANTS should have knowledge of one or more of the following:—

1. DESIGN of H.F. telecommunication, power or lighting cables.
2. MANUFACTURE of electric cables.
3. CABLE specifications.
4. TESTING of H.F. or communication cables
5. CABLE applications.

APPLICANTS should preferably possess H.N.C. or equivalent qualifications but applications will be considered from persons with suitable experience. Write details to: Personnel Manager, Telcan Works, Greenwich, S.E.10. [5624]

REQUIRED for new Development Group, new building opening shortly:

RADIO Receiver Development Engineer for AM/FM radio receivers of advanced design. First class experience essential. SENIOR design draughtsman for Radio/Radar. Television and Electronic equipment of advanced design.

advanced design. SKILLED Wires—able to read circuit diagrams.

APPLY giving full details of qualifications and experience to The Personnel Manager, Dynatron Radio Limited, Maidenhead. Berks. [5592]

"AUTOMAT"

The Reliable Battery Charger

As supplied to the Ministries, County Councils, and to makers of "The Best Car in the World." Export Enquiries Welcomed. Special units to order up to 750 watts output. Selenium rectifiers 40 ma to 10 amp. Transformers up to 1 KVA.



CAR HOME CHARGER 2 AMP.

This new, robust, utterly reliable 6 v./12 v. 2 amp. charger with funnel cooled selenium rectifier, for A.C. 215/240 v., wt. 7lb., ammeter model 57/6, p.p. 2/-, glowing indicator model 58/-, Ditto but 3 amp., add 12/- to above. Truck charger 6 v./12 v. 5 amp., £8/10/-.

FOOLPROOF CHARGER KITS. Reliable and long

lasting as sold 13 years thru' W.W.—New No. 2 kit 12 v. 2 amp. rectifier, 50 watt impregnated trans., ballast bulb for 6 v./12 v. charger, 28/6, p.p. 2/-. Handsome steel case, 10/- extra. Ditto but ammeter model, add 11/-. No. 1 kit, 12 v. 3 a. Westalec rectifier, 65 watt trans., ballast/indicator bulb for 2 v., 6 v., 12 v. charger, 42/-, p.p. 2/-. special case louvered, punched, enam. grey, 12/6. No. 1A kit, 3 a. rect., 65 watt trans., ballast res., ammeter, for 2 v., 6 v., 12 v., 3 a., 51/-, case 12/6 extra, p.p. 2/-.

SELENIUM RECTIFIERS, new stock, best makes, 40mA. to 10 amp., 3 v. to 110 v.—Examples, 12 v. 2 a., h. wave, 7/-, h.w., 9/-, 12/4 v. 3 a. to 3.4 a., 15/-, p.p. 8d. 13 v., 5 a., 24/-, large flanged 6 amp., 29/-, 24 v. 0.3 a., 9/-, 24 v. 1 a., 13/6, 24 v. 1.5 a., 15/6, 24 v., 5 a., 42/-, 6 a., 55/-, 60 v. 1 a., 25/-, 3 a., 28/-, p.p. 1/- H.T. Rects., selenium, R.M.2, 3/4, 250 v. 5 mA., Westal, 6/-, 250-0-250 80 mA., 14/-, 250 v. 100 mA. bridge, 14/-, 140 v. 25 mA. h.w., 5/-, p.p. 7d.

CHAMPION PRODUCTS

43 UPLANDS WAY, LONDON, N.21

'Phone: LAB 4457



SIFAM ELECTRICAL INSTRUMENT CO. LTD.
LEIGH COURT - TORQUAY - Telephone 4547/8

QUARTZ CRYSTAL UNITS



Type B7



The type B7 unit is mounted in the standard B7G valve envelope and is hermetically sealed and fully evacuated.

Available for the frequency ranges from 100 kc/s. to 500 kc/s. and from 3 Mc/s. to 16 Mc/s. Gold electrodes applied by cathodic sputtering give permanence of calibration. Normal adjustment accuracy 0.01% Max. adjustment accuracy 0.003%.

Early delivery can be given of some frequencies, and we will be pleased to quote for your specific requirements.

THE QUARTZ CRYSTAL Co. Ltd.

63-71 Kingston Road,

NEW MALDEN, SURREY

Telephone: Malden 3334 Cables, etc. QUARTZCO NEW MALDEN

R U AWARE

that in addition to carrying a wide range of radio components, we are ACCREDITED AGENTS for WOLF CUB, BLACK AND DECKER and BRIDGES Electric Tools?

This means that we always have a complete selection of Home Constructor, Handy Utility, and Home Workshop Drills, Lathes, Sanders, Saw Benches, etc.

- Wolf Cub Drill..... £5 9 6
- B. & D. Handy Utility Drill..... £5 19 6
- B. & D. Sander Polisher Drill..... £8 10 0
- Bridges Tool Power Drill..... £7 19 6

CARRIAGE FREE.

H.P. TERMS AVAILABLE
(From 30/- down and 12 months to pay!)
Stamp for details and latest illustrated lists

AND FOR THE RADIO CONSTRUCTOR—
Our popular Handbook "THE HOME CONSTRUCTOR" (Price 2/6 plus 2d. post) still represents about the best value obtainable today. It contains a host of circuits.

- Superhets, T.R.F. Sets, Amplifiers, Feeder Units, Test Equipment, etc.
- **SUPERHETS.**—Full constructional details, supra-simplified layout and point-to-point wiring diagrams for building a variety of superhets.
- **COIL PACK.**—Full constructional details for building a superhet coil pack.
- **CAR RADIO.**—Full constructional details.
- **BATTERY CHARGER,** details for building a CHEAP charger.
- **RADIO GEN.**—Pages of information. Resistance Colour Code, Formulae, and "know-how."
- **RADIO CONTROL.**—General information and list.
- **RADIOGRAM.**—Constructor's list.
- **CATALOGUE.**—Profusely illustrated price list of components.

SEND FOR YOUR COPY TO-DAY.

SUPACOILS (Dept. W3.)

21, Markhouse Road, London, E.17
Telephone: KEY 6896

SITUATIONS VACANT

THE Mullard Radio Valve Co. Ltd. invites applications from Electronic Engineers or Physicists to undertake Applied Research work in the Application of Cold Cathode Tubes and Semi-Conductor Devices. This field offers considerable opportunity for original work and advanced studies together with publication of results is encouraged. It is intended that the posts will eventually carry considerable technical responsibility in this expanding division of the Organisation. For this reason, applicants should possess a good honours Degree with some previous experience or, alternatively, have a real interest in this field of electronic work.

The commencing salary will be according to individual qualifications and experience and the general level of salaries in the Organisation will be found to be attractive. Applications in writing, should be addressed to The Personnel Officer, Mullard Radio Valve Co. Ltd., New Road, Mitcham Junction, Surrey, quoting reference JFG/HI. [5588]

RADIO Engineer first class required for Overseas service—12 months. Large Firm Engineers, excellent opportunity Write experience, age, references. Box 8760. [5628]

BRITISH Overseas Airways Corporation invite applications for the post of Technical Officer in the Radio and Electrics Section of the Central Technical Office at London Airport. The duties are mainly concerned with radio and electronic equipment development, including preparation of specifications for new aircraft radio equipment, progressing development of some by the manufacturers and the evaluation of completed equipment, including the preparation of acceptance reports. Advisory responsibilities on non-radio equipment employing electronics with direct approach to manufacturers where required. Representation with manufacturers and government technical establishments in relation to assessing application of developments to Corporation aircraft and equipment. DESIRABLE qualifications—Sound technical knowledge preferably supported by appropriate academic qualifications. Initiative, special interest in development and several years experience in the radio field are essential. A thorough knowledge extending over electronics generally an advantage. SALARY £905 to £1,120 per annum. Excellent pension, Insurance, sickness and holiday entitlements, sports and social club facilities. APPLY in the first instance, giving full details of experience to Assistant Staff Manager (Appointments) B.O.A.C., London Airport. [5621]

REQUIRED Technical Assistant with experience in design or maintenance and repair of Television and radio receivers, 16 m/m film projectors, etc. Preferably qualified. Salary up to £783. Apply personally (Room 457) or by letter to Chief Engineer (55/76), London County Council, County Hall, S.E.1. (2205). [5603]

ENGINEERS with experience of radio and television are required for development work in the design department of a firm situated some 10 miles South-West London, at salaries of £705 to £1,200 p.a. Write giving particulars of qualifications, experience and salary required to Box 8887. [5621]

RESearch ASSISTANT (male) required for research on the reactions of fish to water at different temperatures. Work (in London) includes development operation and maintenance of electrical and photographic recording apparatus. Degree in mathematics or science preferred; practical knowledge of electricity required. Salary of Assistant Experimental Officer starting, according age and qualifications, between £320-10-0 and £575; pension scheme. Applications with particulars education, qualifications, national service, experience, and addresses of two referees to the Director, Freshwater Biological Association, The Ferry House, Ambleside, Westmorland by 31st March. [5707]

THE MODERN BOOK COMPANY

BRITAIN'S LARGEST STOCKISTS OF BRITISH and AMERICAN TECHNICAL BOOKS

- Fixed Resistors, by G. W. A. Dummer. 28, Od. Postage 9d.
- Electronics, by J. Thomson. 12, 6d. Postage 9d.
- Noise, by A. van der Ziel. 60, Od. Postage 1/-.
- Radio Designer's Handbook, by Langford-Smith. 42, Od. Postage 1/3.
- Television Engineer's Pocket Book, by E. Molloy & J. Hawker. 10, 6d. Postage 4d.
- Hi-Fi for Pleasure, by Burnett James. 9, 6d. Postage 4d.
- Telecommunications principles, 37, 6d. Postage 1/3.
- Vacuum Valves in Pulse Technique, by P. A. Neeteson, 27, Od. Postage 1/-.
- Maintenance Manual, by Mullard. 10, 6d. Postage 6d.
- The 3rd Audio Anthology, published by Radio Magazines Inc. 20, Od. Postage 1/-.
- World Radio Handbook for Listeners. 1956. 10, 6d. Postage 4d.
- Radio Valve Data, by 'Wireless World' 3, 6d. Postage 4d.

Please write or call for your new 1956 catalogue.

19-23 PRAED STREET LONDON, W. 2

PAD 4185.

Open 6 days 9 — 6 pm.

NEW S.T.C. AND "WESTALITE" SELENIUM RECTIFIERS. Largest L.T. range in Great Britain. Latest Current Products. NOT Surplus.

CURRENT PRICE LIST

INCLUDING 7 1/2% INCREASE

S.T. & C. E.H.T. K3/15, 4/9; K3/45, 8/10; K3/50, 9/4; K3/100, 15/10; all post 4d. extra.
BRIDGE CONNECTED FULL WAVE.
17 v. 1.2 a., 17/6; 1.6 a., 28/-; 2.5 a., 31/-; 3 a., 32/6; 4 a., 37/6; 5 a., 40/6; all post free.
33 v. 0.6 a., 26/-; 1 a., 30/-; 1.5 a., 48/6; 2 a., 55/-; 3 a., 56/-; 4 a., 67/-; 5 a., 72/-; all post 1/5; 54 v. 1 a., 41/6; 1.5 a., 67/-; 2 a., 74/-; 3 a., 75/-; 5 a., £5; 72 v. 1 a., 53/-; 1.5 a., 84/-; 2 a., 87/-; 3 a., 99/-; 5 a., 132/-; 100 v. 1 a., 75/-; 1.5 a., £6; 2 a., 138/-; 3 a., 144/-; 5 a., 188/-; all post 1/8.
BRIDGE CONNECTED WITH 7 1/2in. SQUARE COOLING FINS. 17 v. 6 a., 53/-; 10 a., 60/-; post 2/-.
BRIDGE CONNECTED HEAVY DUTY FUNNEL COOLED OR 7 1/2in. SQUARE COOLING FINS. Both types, same price.
17 v. 12 a., 110/-; 20 a., 126/-; 30 a., 176/-; 50 a., 275/-; 33 v. 6 a., 98/-; 10 a., 112/-; 12 a., 160/-; 20 a., 202/6; 54 v. 6 a., 130/-; 10 a., 152/-; 72 v. 6 a., 166/-; 10 a., 192/-; 100 v. 6 a., 227/6; 10 a., 275/-; all post 2/6.

"WESTALITE" (BRIDGE), 12-15 v. D.C. 1.2 a., 17/-; 2.5 a., 29/10; 5 a., 34/-; 10 a., 58/8; 20 a., 107/-; 30 a., 155/8; 50 a., 252/-; 24 v. 1.2 a., 17/-; 2.5 a., 29/10; 5 a., 54/10; 10 a., 99/8; 20 a., 189/4; 36 v. 1.2 a., 29/10; 2.5 a., 54/10; 5 a., 75/2; 10 a., 140/6; 100 v. 2.5 a., 104/10; 5 a., 178/-; 10 a., 356/-.
E.H.T. RECTS., 14D, 134, 23/8; 36 EHT 60, 34/2; all post extra, L.T. from 1/3 post.

Wholesale and Retail
Special Price for Export and Quantity

T. W. PEARCE

66 Great Percy Street, London, W.C.1
Off Pentonville Rd. Between King's Cross and Angel

CABINETS

WE CAN SUPPLY ANY CABINET TO YOUR OWN SPECIFICATION



The Contemporary (left) is oak veneered with mahogany interior normally wax finished, but available in any shade to order at £8/15/-. The Cabinet (below) can be supplied in any shade of walnut, oak or mahogany for £19/19/-.

Both Cabinets could be supplied as a complete radiogram incorporating any of the following combinations of units:—

- 5 valve chassis, £12/10/-.
- 8 valve Armstrong, FC48, £25/2/-.
- 14 valve Armstrong, FXP125/c, £51/19/6.
- 8 valve FM/AM, £21/15/-.
- 9 valve AM/FM 26gns
- 3-speed Garrard and Collaro autochanger,
- also BSR Monarch, £7/19/6, and Plessey Autochanger, £9/15/-.
- Bin., 10in., and 12in. Goodmans, Wharfedale, G.E.C., and W.B. Speakers.



Send for free illustrated catalogue of cabinets, chassis, autochangers and speakers, etc. H.P. can be arranged.

LEWIS RADIO COMPANY

120, GREEN LANES, PALMERS GREEN, LONDON, N.13. BOWes Park 6064

Band III Convertors



TYPE 30

For Band III reception with any type of receiver. A sensitive beautifully designed unit completely enclosed with its own power supply. Price £8/5/- complete.

TYPE 32 SWITCH UNIT

A remote control for mounting in or on the television receiver permitting switching from B.C. to I.T.A. programmes with the Type 30 converter unit mounted in any convenient position. Price £15/- complete.

TYPE 33 CONVERTOR

A sensitive low noise converter unit as the Type 30, but including remote switch panel for One Band I and Two Band III stations. Price £10/2/6 complete. Leaflets with pleasure on request.

SPENCER-WEST,
Quay Works, Gt. Yarmouth.

Telephone: 3009.
Grams: Spencer-West, Gt. Yarmouth.

WHY WASTE TIME

Give that set its best chance

FIT QUALITY COMPONENTS

Catalogue 1/-.

ALL POPULAR CIRCUITS

COVENTRY RADIO

EST. 1925

189, DUNSTABLE ROAD,
LUTON, BEDS.

Phone : Luton 2677

NEW BOOKS ON RADIO & TELEVISION

- World Radio Handbook, by Lund Johansen, 1956. Postage 8d. 10/6
- A Beginners Guide to Radio, by F. J. Camm. Postage 6d. 7/6
- Practical T.V. Aerial Manual for Bands I and III, by E. Laidlaw. Postage 4d. 4/6
- How to Make Aerials for T.V. Bands I and III, and V.H.F. Bands II, 10 different designs. Postage 4d. 2/6
- The A.R.R.L. Handbook 1956 edition Postage 1/3. 30/-
- Magnetic Recording Handbook by Hickman. Postage 1/- 21/-
- Brimar Radio Valve & Tele. Tube Manual No 6. Postage 6d. 5/-
- Mullard Valve Maintenance Manual. Postage 8d. 10/6
- Radio Servicing Pocket Book by Mollay. Postage. 6d. 10/6
- Radio Data Charts by Beatty & Sower by published by Wireless World. Postage 1/- 7/6
- Write or call for complete lists of English and American books and periodicals.

UNIVERSAL BOOK CO.
12 LITTLE NEWPORT STEET,
LONDON, W.C.2 (adjoining Lisle Street)

SITUATIONS VACANT

ATOMIC Energy Research Establishment, Harwell HAS a vacancy in its **ENGINEERING Services Division FOR an Instrument Technician** for the testing and calibration of a wide range of industrial electronic instruments. **APPLICANTS** should have served a recognised engineering apprenticeship and have good subsequent experience of electronic engineering. Some knowledge of industrial instruments would be an advantage and the possession of an Ordinary or Higher National Certificate is very desirable. **THE successful candidate will be appointed in the grade of Technical Class, Grade 11** within the salary scale £743 (at age 30)—£873 p.d. Contributory superannuation scheme.

SEND Post Card for application form to the Director, A.E.R.E. (Recruitment) Harwell, Didcot, Berks, quoting reference 482.

EXPERIENCED TV/Radio engineer required by old established top class dealers handling all leading agencies. High standard of technical ability essential. Excellent prospects with good salary and living accommodation available if required to suitable man. **A.E. HUGHES & SONS, 28, Clarence Place, Newport, MON.**

ASENIOR DEVELOP ENGINEER is required for circuit design on the R.F. side of Television and Radio. Suitable applicant would eventually assume control of the Design Laboratory. Previous experience essential. This appointment carries with it pension rights and bonus, and assistance will be given in rehousing successful applicant. Apply giving full details of experience, qualifications, age and salary to Chief Engineer, Sydney S. Bird and Sons Ltd., Fleets Lane, Poole, Dorset. [5717]

ELECTRONICS Engineers & Physicists reqd. for rapidly expanding Research Dept. Candidates should have experience of electronic instrument development. Experience in pulse circuits or ultrasonics desirable but not essential. B.Sc. or H.N.C. standard. Write full particulars to Glass Developments Ltd., Brixton. [5596]

PHYSICISTS or engineers with experience of electronic techniques, ability and enthusiasm, required for research and development work. Qualifications; honours or general degree or H.N. Cert. Some knowledge of acoustics would be of assistance but not essential.

INTERESTING and challenging work in expanding laboratories, permanent and with good prospects. Salaries will be paid according to qualifications, experience and ability but are based on generous scales and adequate payment during illness and pension schemes, etc. are in operation. **APPLY:** Personnel Manager, Kelvin & Hughes Ltd., New North Road, Barking, Ilford, Essex, quoting reference RES 11/55.

APLICATIONS are invited for a limited number of specialised staff appointments by a leading London firm of electrical engineers engaged on applied Telecommunication development. These are first-class opportunities for men with good experience and the ability to apply it to day-to-day problems, particularly for Circuit Engineers and Designers on light duty electromechanical switching devices, and for Contract Engineers with the necessary knowledge to prepare detailed manufacturing information and to deal with customers' requirements. Experience of Telephone equipment or Control mechanisms an asset. 5 day week, contributory Pension scheme, Canteen and sports facilities. Write with full particulars to Box No. 8823.

LABORATORY ENGINEER. A vacancy exists in our Test Gear Laboratory for an Engineer. Previous laboratory experience desirable but not essential but a good knowledge and experience in Radio & Television necessary. Good pay, bonus scheme, canteen and social facilities. Write stating age, experience, etc., Chief Engineer, Sydney S. Bird & Sons Ltd., Fleets Lane, Poole, Dorset. [5716]

TEST ENGINEERS

Vacancies exist for Engineers with experience of

- testing any of the following types of equipment: — Communication Receivers, Transmitters (50W-10kV), Industrial Heaters.
 - Work in connection with the construction and maintenance of Test Gear.
- Permanent progressive staff positions. 5-day week. Canteen. Pension scheme

Write full details to Personnel Officer

Redifon Ltd.

Broomhill Road, S.W. 18

PROVED

The finest method

for cleaning records

Already over 5,000 enthusiastic users

THE "Dust Bug"
AUTOMATIC GRAMOPHONE RECORD CLEANER
PATENT APPLIED FOR

Price reduced to 17/6 (plus 7/- purchase tax)

From your local dealer or

CECIL E. WATTS

Consultant and Engineer (Sound Recording and Reproduction)
Oakleigh Grange, High Cross, nr. Uckfield, Sussex

This Month's Offers

MOTOR ALTERNATORS. 230 volts A.C. 50 cy. S.P. Cap. Start Motor 15.5 amps. with 50 volt 7 amp. D.C. Motor for excitation 230 volt 400 cycle 2 K.W. Alternator. Admiralty Pattern, excellent condition. Few only. 28 volts D.C. input 115 volts 115 v.a. 3-ph, 400 cycles output. Brand New surplus. Write for list.

COSSOR Double Beam Cathode Ray Tubes, cost £7/10/- ea; few at £4 ea. to clear. post 2/6. **D.C./A.C. ROTARY CONVERTERS.** 24 volts D.C. input 230 volts A.C. 100 watts in Metal Cabinet fitted Voltmeter Regulating Resistance, on-off switch, etc. As new, £8/10/-, carr. 10/-, 110 volts D.C. input 230 volts A.C. 200 watts output, £12/10/-, 230 volts D.C. input, 230 volts A.C. output, £15. Starters for 110 or 230 volt machine 45/-, carr. extra.

D.C. MOTORS. 6 h.p., 50 volts shunt by Small Electric Motors, 1,500 r.p.m., cost £79 each. Offered at £50, carr. extra.

CELL TESTING AMMETERS by leading Instrument Makers: M.C. Ammeter 0-3 amps. and Rotary Resistance 0-80 ohms in portable teak case with brass terminals and contact key, 45/-, carr. 3/6.

Leslie Dixon & Co.

Dept. A, 214 Queenstown Road, London, S.W.8

Telephone: MACaulay 2159

CAPACITY AVAILABLE

Manufacturers are advised that immediate capacity is available

FOR THE MANUFACTURE OF Transformers, Chokes and Inductances, including wave winding of all types.

A. I. D. approved

HADFIELD'S solventless varnish vacuum impregnation and enveloping processes to approved specifications.

MACHINE ENGRAVING on metal and plastics.


Enquiries to:—

MELTON ELECTRONICS, LTD.

387, ASHLEY RD., PARKSTONE, DORSET.

Telephone: Parkstone 230.

TO CLEAR



500 PUSH BUTTON SWITCHES 3 Units single pole 2/— each post & pkg. 4d.
500 W/C SWITCHES 3 positions 1/—ea. p. & p. 4d.

1,000 TOGGLE SWITCHES Double pole, single throw approx. 10A 1/8—ea. p. & p. 4d.
16,000 yards TWIN 9—STRAND CABLE approx. 10A, rubber covered with outer cover of tough pliable P. V. C. 7/16th. dia. in 4 YARD LENGTH LEADS each fitted with flat 5A. 2-pin socket. 1/8 per lead. p. & p. 6d. or in 100 LOTS £7. 10. 0. carriage paid.
CAR BATTERY CHARGING LEADS 22in long fitted with heavy duty crocodile clips at each end. 1/—ea. p. & p. 4d. or £1., per dozen p. & p. 2/6d.

All orders above £3., carriage paid

B. KENTON

107, Willesden High Road, LONDON, N.W.10
Telephone: WILlesden 0938

SITUATIONS VACANT

TELEVISION and Radio Engineer required. Good wages and prospects. Jones, Cobham. 176 or 3004. [5638]

ENGINEERS—Opportunities!

SALESMEN—Opportunities!

TRAINEES—Opportunities!

PERMANENT Positions in a Salary Scale extending up to £750 per annum (plus expenses and overtime). Enterprising Company with Large Maintenance/Rental Business. Modern Service Dept. Apply Leytonia Radio Ltd., Head Office. Ley. 1396. [5732]

TECHNICAL Assistant required for quality control work on electronic components and servicing of test instruments. Some experience of electrical measurements and attendance at evening classes an advantage. Write Stability Radio Components Ltd., Raven Road, London, E.18. [5666]

£ 1,500-£ 1,700 per annum. A Light Engineering Group, already well known in many industries, intends to make its Instrument Factory a major supplier of industrial measurement and process control equipment (mechanical and electronic). They now wish to appoint a Chief Engineer to formulate the design of new equipment. Pension Scheme. Housing assistance if required. Box 0022. [5669]

VACANCIES exist for Radio and Television Service Engineers with a well known manufacturer. Salary will be paid according to qualifications up to £700 p.a., plus good allowances, car expenses and superannuation scheme. Good prospects of promotion. Box 0023. [5670]

RADIO and Electronic component makers of international repute invite applications for the positions of Technical Sales Representatives. The situations offer good prospects and are pensionable. Applications, containing details as to age, qualifications, experience and salary required, will be considered in strict confidence. Only first-class men are being entertained preferably those with experience in the radio and electrical industries. Reply to Box 3ME 9243 A.K. Advg. 212a, Shaftesbury Ave. London, W.C.2. [5671]

SENIOR ELECTRO-MECHANICAL INSPECTOR is required by a firm operating on modern lines in a well-equipped factory. Practical experience of electrical or electronic equipments necessary together with sound knowledge of component manufacture. A good salary is offered to successful applicant who should, in the first instance, write, stating qualifications and experience, to Box No. 8613, quoting A.N.I. [5600]

ENGINEERS required in Capacitor Department of large East London telecommunications firm. Applicants should possess a Degree in Physics, Electrical Engineering or Chemistry, or Advanced National Diploma or Certificate study. Previous experience not essential. The positions offer good openings for those commencing an engineering career with opportunities for working with engineers concerned with widest variety of telecommunication equipment. Salary range: £600-£1,000 in accordance with qualifications and experience. Write giving details of career to date to Box No 8674. [5612]

TECHNICIAN or Specialist Technician required for special research unit. Must have considerable workshop experience and be capable of designing original electronic and mechanical apparatus. Ordinary National Certificate or Higher National Certificate or equivalent qualifications. Facilities for continuing professional education. Salary scale according to qualifications either for Technician £480-£545 (including London Weighting allowance) or for Specialist Technician £570-£655 (including London weighting allowance). Application forms, to be returned within ten days, from Director, Unit for Research into Occupational Adaptation, Institute of Psychiatry, Maudsley Hospital, Denmark Hill, S.E.5. [5613]

RADIO AND ELECTRONIC COMPONENTS

Vol. 1 Fixed Resistors

By G.W.A. Dummer, M.B.E., M.I.E.E. Written by the head of one of the foremost electronic research establishments in the world, this book, deals with the characteristics and specifications of all types of fixed resistors used in electronic equipment. Much information is included also on special-purpose and experimental types. Illustrated. 28j-net.

RADIO RECEIVER CIRCUITS HANDBOOK

By E.M. Squire. 4th Edition. This new edition has been brought up to date with modern developments. It presents a summary of the general practical theory of the most important and commonly used circuits in modern radio receivers. A straightforward explanation for members of the radio industry and radio students. 15j-net.

PITMAN

Parker St., Kingsway, LONDON, WC2

RESEARCH LABORATORY ASSOCIATED ELECTRICAL INDUSTRIES LIMITED

ALDERMASTON COURT

LABORATORY ASSISTANTS are required in the NUCLEAR PHYSICS SECTION for EXPERIMENTAL WORK IN HIGH VACUA, ELECTRONICS and ELECTRICAL ENGINEERING.

Applicants should hold O.N.C. in Electrical Engineering or Applied Physics or the equivalent. Experience in the above fields would be an advantage.

Excellent opportunities for promotion to higher grades by study for additional qualifications are given, and the appointments are pensionable.

Five-day working week.

The Laboratory serves a large group of companies. It is situated in pleasant rural surroundings near Reading with a fast train service to London. Please write giving full details of qualifications and experience, quoting reference No. N/Gen/A/1 to Personnel Officer.

Research Laboratory

ASSOCIATED ELECTRICAL INDUSTRIES LIMITED

Aldermaston Court, Aldermaston, Berkshire.

LOUDSPEAKER CABINETS


For **GOODMANS W.B. G.E.C. KELLY and JENSEN**

STANDARD BASS REFLEX CABINETS
Fully finished in Walnut, Mahogany or Oak
Cabinets for 8" Speakers £9. 10" Speakers £9.10.
12" Speakers £10. Carriage paid.

Demonstrations without Appointment
You can see your cabinet being made
in our cabinet-making workshop.
Cabinets made to order.
Armstrong Chassis and Amplifiers.
LOUDSPEAKERS.
Open till 5.30 Saturdays.

A. DAVIES & CO. (Cabinet Makers)
3 Parkhill Place, off Parkhill Road, London,
N.W.3. GULLIVER 5775.

METER REPAIRS



All types - Any make
Single and Multi-range repaired
and recalibrated

Meters converted and re-scaled
PHONE FOR IMMEDIATE SERVICE
E.I.R. INSTRUMENTS LTD
329 Kilburn Lane, London, W.9
Tel.: **LADbroke 4168**

ENGINEERS!


Whatever your age or experience, you must read "ENGINEERING OPPORTUNITIES." Full details of the easiest way to pass A.M.I.Mech.E., A.M.I.E.E., C. & G. (Electrical, etc.), General Cert., etc., on "NO PASS - NO FEE" terms and details of Courses in all branches of Engineering—Mechanical, Electrical, Civil, Auto, Aero., Radio, etc., Building, etc. If you're earning less than £12a week, tell us what interests you and write for your copy of "ENGINEERING OPPORTUNITIES" today—FREE

144 PAGES Free!



B.I.E.T.
387 College House, 29-31, Wicket's Lane, London, W.8.

BRITISH INSTITUTE OF ENGINEERING TECHNOLOGY



PULLIN
SERIES 100
TEST METER
AC/DC 10,000 A/V
21 RANGES
100µA to 1000 V
COMPLETE IN DIE-CAST CASE WITH TEST LEADS CLIPS AND PRODS FULLY GUARANTEED

SENT POST FREE FOR **£2.10s.**
deposit & 9 monthly payments of £1.4.6. Cash Price £12.7.6.

Frith
RADIOCRAFT Ltd
PHONE 58927
69-71 CHURCH GATE LEICESTER

SITUATIONS VACANT

FULLY qualified television service engineers required for field and bench work. Congenial working conditions in modern well equipped service department. All leading makes handled. Telephone Speedwell 9811 for interview at Northern Lights Ltd., 54 Crews Road, N.W.2. [5665]

ATOMIC ENERGY RESEARCH ESTABLISHMENT, HARWELL has a vacancy in the EXPERIMENTAL OFFICER CLASS in its Nuclear Physics Division, for an officer to help organise a small team working on the measurement of neutron spectra in reactors. APPLICANTS should be at least 26 years of age and possess minimum qualifications of Higher School Certificate in Science subjects, or equivalent qualifications. They should have a good general knowledge of physics with some idea of the basic concepts of nuclear physics. Several years' experience in a physics research laboratory, though not necessarily nuclear physics, is desirable. An aptitude for the design of small mechanical devices and an ability to improvise would be an advantage. SALARY will be assessed, according to age, qualifications and experience, within one of the following scales:—
SENIOR Experimental Officer: £1,155-£1,350 p.a.
EXPERIMENTAL Officer: £808-£988 p.a. CONTRIBUTORY superannuation scheme. Good working conditions. Five day week. Present annual leave allowance is six weeks. MARRIED Officers now living outside the Establishment's transport area will be eligible for housing on one of the Authority's estates, or, alternatively, substantial assistance towards legal expenses incurred in house purchase will be available. SEND POST CARD for application form to the Director, A.E.R.E. (Recruitment) Harwell, Didcot, Berks, quoting reference 484.

TELEVISION Immediate vacancies in large Anglo-American organisation for men with proved experience and/or qualification in television receiver servicing. Opportunity to get in on the ground floor in a rapidly expanding operation in a new field. Work from home in Manchester ITA area. Estate car provided. Good expense allowance. Pension scheme. Apply Box 0059. [5680]

LABORATORY Technician (Physics), Queen Mary College (University of London), Mile End Road, E.1. Preference for experience any or all duties re glass-blowing, lecture demonstrations, research assistance, electronics. Salary according to ability on scale £340 p.a. by £15/£20 to possible £480 subject to efficiency review at £415. Plus London Weighting £20 or £30 according to age. Pension scheme. Three weeks minimum annual leave. Letters only to Registrar (P.T.) stating age, full details experience and present work. [5681]

MURHEAD & Co. Ltd., Beckenham, Kent, have vacancies for DESIGN DRAUGHTSMEN for interesting work on a wide field of telegraphic and electronic instruments—(a) for experimental and prototype designs, age over 30 (b) for design and detailing, age over 22. Experience in small electro-mechanisms with workshop training and H.N.C. standard desirable. The positions offer scope for men of ability and initiative. Pension Scheme. Sports Ground, Modern Canteen. Apply stating age, salary and qualifications to Personnel Manager.

PHYSICISTS applications are invited from young graduate Physicists who are interested in electronics, to carry out development work associated with nuclear reactor instrumentation. The work offers considerable scope for original study and successful applicants will be expected to require a minimum of supervision. Commencing salary will be in the range £650 to £950 per annum depending on experience. Further details can be obtained by writing, in confidence, to the personnel manager, The Plessey Company Limited, Ilford, Essex, quoting reference P.1. [5639]

LEO COMPUTERS LTD

(Subsidiary of J. Lyons & Co. Ltd.)

ELECTRONIC ENGINEERS.

LEO COMPUTERS LTD. have experience in building and operating large-scale digital computers, which in this country is unique. They are producing computers for sale to industrial and commercial concerns and are already providing a computing service on accounting and mathematical problems of all kinds. The present small team of electronic engineers is being expanded and applications are invited for the following posts:—

SENIOR ELECTRONIC ENGINEER, H.N.C. standard in electronics, experience in pulse-circuitry, preferably on computers, responsible for work of small teams of engineers skilled in all aspects of fault-finding and maintenance with large-scale digital computers.

ELECTRONIC ENGINEERS, H.N.C. in electronics and experience in pulse-circuitry desirable—not essential. Working in small teams on fault-finding and maintenance. Training given in general computer work. Canteens, sports and pension fund of J. Lyons & Co. Ltd. available.

Interviews Saturday mornings if required.

Apply stating age, qualifications, starting salary, and brief outline of education and experience to LEO Systems (S.R.O.), Elms House, Brook Green, London, W.14.

TELETRON SUPER INDUCTOR COILS



FERRITE ROD AERIALS
Wound on high permeability Ferroxcube rod, Medium wave 8/9. Dual wave 12/9.



Type HAX. Selective crystal diode coil for tape and Quality amplifiers.
● High Q ● Litz wound
● Dust cored. 3/- ea.
HAX.L. (LW), 3/6 ea.
Dual wave TRF. coils, matched pairs (as illustrated) 7/- pr. Transistor coils—i.F.T.'s, etc., etc.

BAND III Converter Co 1 Set 15/-. Circuit and Wiring Diagram 3d.
Available from leading stockists
Stamp for complete data and circuit.

THE TELETRON CO. LTD.
266, Nightingale Road, London, N.9. BOW 2527

SITUATIONS VACANT

DEVELOPMENT ENGINEERS. Muirhead & Co. Ltd., Beckenham, Kent, have vacancies in their Servo and Instrument Laboratories for several grades of QUALIFIED ENGINEERS OR PHYSICISTS to work in the following fields: 1. Development of Magslips and Servo mechanisms and automatic control devices. 2. Development of electrical and electronic measuring instruments for laboratory and industrial purposes. Qualifications—Senior Posts: University Degree in Engineering or Physics, with experience in either of the above fields. Junior Posts: University Degree in Engineering or Physics or H.N.C., some experience advantageous but qualified Engineers who have recently completed National Service should apply. Salary commensurate with qualifications and experience. A Pension Scheme is in operation and the Company has its own Sports Ground. Excellent recreational, social and Canteen facilities are available. [5683]

TEST ENGINEER for testing and calibrating electrical and electronic instruments. With H.N.C. preferably in Telecommunications. Good working conditions and modern Canteen. Applications in writing stating age, salary and qualifications to Personnel Manager, Muirhead & Co. Ltd., Beckenham, Kent. [5654]

ENGINEER with experience of testing and fault finding on communications and pulse equipment required by the Test Laboratory of Electronics Division, Murphy Radio, Hirwaun, South Wales. Duties will include preparation of test schedules, overseeing new projects into the factory, and responsibility for accuracy of instruments in the Test Department. Please write initially giving full details of experience, qualifications, age, etc., to Personnel Department (E.1.), Murphy Radio Limited, Welwyn Garden City, Herts. [5653]

TECHNICAL Writer required by publications section of Service Dept., for preparation of service manuals and operating instruction booklets dealing with radio, including F.M., and television receivers. A good technical standard is necessary but previous publications experience is not essential though it would be an asset. Practical experience of organised servicing would also be an advantage. If this advertisement interests you please write with full details to Personnel Dept. (R.1.) Murphy Radio Ltd., Welwyn Garden City.

HER Majesty's Overseas Civil Service. VACANCIES exist for Executive Engineers in the East Africa Posts & Telecommunications Administration. DUTIES include preparation of underground cable schemes for local subscribers distribution; trunk and junction cables, loaded and unloaded; preparation of cost comparisons and of development studies; and control of subordinate staff.

APPOINTMENT is pensionable in the salary scale £852-£1,620 per annum plus a temporary cost of living allowance of 10% salary. Government quarters are provided if available at a rental of between £30 and £60. Free passages are provided for the officer, his wife, and up to 2 dependent children. Leave is granted at the rate of 5 days for each completed month of residential service.

CANDIDATES should be between 26 and 40 years of age and must have passed or be exempt from Sections A and B of the examination for A.M.I.E.E. and have wide experience of all aspects of planning and implementation of local distribution and junction cable schemes. A knowledge of cables for operation up to 140 Kc/s would be of advantage with special reference to loaded and unloaded lead-in cables from overhead trunk routes. A knowledge of drawing office procedure is desirable.

APPLY in writing to the Director of Recruitment, Colonial Office, Great Smith Street, London, S.W.1, giving briefly age, qualifications and experience. Mention the reference number BCD 108/88/01. [5660]

SITUATIONS VACANT

ATOMIC Energy Research Establishment, Harwell
HAS vacancies for LEADING Draughtsmen

FOR individual design work or to lead a small Drawing Office section engaged on general electrical work or on small transformers.

APPLICANTS should have served a recognised engineering apprenticeship, or have had similar workshop experience, and should possess a Higher National Certificate or equivalent qualifications, in electro-technology. Considerable Drawing Office experience is required.

FOR the post on transformer work, a knowledge of the design and construction of small transformers is desirable
SALARY according to age, qualifications and experience within the scale:

£743-£873 p.a. (male).

CONTRIBUTORY superannuation scheme, five-day week, good working conditions and generous leave allowance.

SEND Post Card for application form to the Director A.E.R.E. (Recruitment) Harwell, Didcot, Berks, quoting Reference 471.

ELECTRONIC/ELECTRICAL engineer required by London Component Manufacturers for test gear development and supervision of electrical test laboratory. Minimum age 30. A good salary can be offered to engineer with definite practical ability. Write full details experience and present remuneration. Box 8851. [5637]

WYMOUTH GAUGES & INSTRUMENTS Ltd, a subsidiary company of Smiths Aircraft Instruments Ltd., have a vacancy in the Aircraft Fuel Gauge Laboratory for a technical assistant to perform experimental work in electrical measurements. Preference will be given to applicants holding a National Certificate or equivalent qualification in electrical engineering. Apply in writing to, The Chief Development Engineer, Wymouth Gauges & Instruments Ltd., Station Road, Godalming, Surrey. [5636]

EXPERIENCED Laboratory Assistant required for development work in connection with Domestic Television Receivers. Write stating age, qualifications and experience to Box 8824. [5635]

STANDARD TELEPHONES AND CABLES Ltd, have vacancies in their transmission laboratory for engineers of degree standard and assistant engineers to undertake development work in connection with transmission line equipment and testing apparatus. This involves sine wave and pulse circuits operated by valves or transistors and covering a range of frequencies from audio to microwave.

ALL posts are permanent and pensionable, include sickness and accident scheme, special insurance facilities and other generous welfare arrangements. Apply to, Personnel Manager, Standard Telephones and Cables Ltd., Corporation Road, Newport, Mon. [5658]

JUNIOR Research Engineer required for development work on miniature acoustic and electronic components. Good technical education essential. Salary £750 p.a. Phone Wembly 5906, Amplivox Ltd. Wembly. [5659]

YOUNG MAN, 21 to 28 years of age, is required by a large old-established Company with Works in the North Midlands area to assist in development work on small components for the electronic industry. Some experience in the radio or electronic industry would be an advantage. **APPLICANTS** should be of Inter. Degree standard or possess an equivalent qualification, and should be interested in experimental work.

THE position is to the permanent staff of the Company and carries superannuation rights. Salary will be in accordance with age and experience. Write giving full personal details, to the Secretary, Johnson, Matthey & Co. Ltd., 78, Hatton Garden, London E.C.1. [5601]

SITUATIONS VACANT

ASSISTANT Laboratory Staff required for interesting work on electro-Acoustic devices. Apply Personnel Officer, COSMOCORD Ltd., 700 Gt. Cambridge Road, Enfield, Middx. [5599]

ELECTRONIC Installation and Service engineers required for work in field and laboratory. Duties embrace V.H.F. Electronic and Nuclear activities in commercial sphere. Applicants must have sound technical knowledge and Servicing experience, preferably with electronic instruments. Write, stating age, qualifications, and experience, to Personnel Manager, E.K. Cole Limited, Southend-on-Sea. [5617]

TELEVISION, Radar and Radio Technicians are required by a leading Midlands Manufacturer for the Test Department. First class men with experience of testing and fault-finding in the electronic field will find these posts interesting and rewarding. Write, quoting REF.TRR, and giving brief details of career to date, to the Personnel Manager, Box No. 8580. [5595]

RADIO ENGINEER read for Calibration Dept: on the maintenance of electrical and electronic equipment used in connection with the manufacture and test of C.R.T's. Good wages & prospects of advancement. Apply giving full details to PERSONNEL DEPT (CIV) E.M.I. FACTORIES Ltd. Hayes Middx. [5640]

BRITISH EUROPEAN AIRWAYS require a **RADIO DEVELOPMENT ENGINEER**, Project and Development Branch, London Airport. Qualifications: a full technological certificate (telecommunications) of the City and Guilds Institute or the equivalent; five years' experience on the development of radio or radar equipment or circuit techniques. Equivalent experience in other spheres acceptable. Salary £905-£1,290 per annum according to qualifications and experience. Applications giving age, education, qualifications and experience to Senior Personnel Officer, B.E.A. Engineering Base, London Airport, Hounslow, Middx. [5657]

PAMETRADA RESEARCH STATION, WALLSEND, have a vacancy for a Test Engineer to work in the Electronics Section. The duties consist mainly of maintenance and calibration of special electronic instruments. Candidates should have several years' experience of electronic works, together with City & Guilds Examination in Radio Communications, No. 3, or equivalent. Knowledge of television circuits would be an advantage. The salary offered compares favourably with what men with similar qualifications can earn in industry. Apply in writing to the Research Director, Pametrada Research Station, Wollsend, Northumberland. [5614]

TECHNICAL SERVICE & SALES ENGINEER Required by expanding manufacturers of specialised valves, cold cathode tubes and transistors used in telecommunications and electronics industries. Apply in confidence with full details including salary required to Chief Commercial Engineer, Hivac Ltd., Stonefield Way, Victoria Road, South Ruislip, Middlesex. [5615]

PHILIPS ELECTRICAL Ltd. invite applications from young GRADUATE ENGINEERS with an interest in the commercial development of amplifiers, tape recorders, record players and sound reproduction equipment. A knowledge of the application of these equipments for radio, television and public address purposes is desirable but not essential. Appointments at a commencing salary of up to £800 p.a. will be made shortly in commercial departments of the London headquarters and prospects of further advancement in this rapidly expanding organisation are good. Applications in writing giving details of age, qualifications and experience should be addressed to the Personnel Officer, Century House, Shaftesbury Avenue, London, W.C.2. Quote Ref. 793. [5602]

SITUATIONS VACANT

APLICATIONS are invited for the post of Grade 1 Electroencephalograph Recorder in the Department of Psychological Medicine, University of Durham. The work will involve recording in the routine laboratory of the Department where investigation of medical neurological as well as psychiatric cases is undertaken, but there will be opportunities for participation in the research work of the Department. APPLICATIONS stating age, qualifications and previous experience should be addressed to:

THE House Governor and Secretary, Royal Victoria Infirmary, Newcastle upon Tyne.1.

ISTALLATION ENGINEERS required by well known manufacturers of mobile and fixed V.H.F. Communications equipment. Sound knowledge and experience required. Apply with details of experience and salary required to Personnel Officer, British Communications Corporation Ltd., Exhibition Grounds, Wembley. Wembley 1212. [5604

DECCA RADAR Ltd. require Technical electronic inspectors for permanent and progressive staff posts. Applicants must have a wide practical experience of test methods and equipment backed by sound theoretical knowledge. Apply to: The Personnel Officer, Decca Radar Ltd., 2, Tolworth Rise, Tolworth, Surrey. [5606

VACANCIES for Wireless Technicians in Home Office Wireless Service. Salaries in range £453 (at age 25) rising to £565. (At present under review). Opportunities of establishment and promotion. Good knowledge of V.H.F. equipment essential, ability to drive an asset. Apply to Director of Communications, Home Office, Whitehall, S.W.1 or phone Whitehall 8100, extension 268. [5607

AN excellent opportunity exists for Electronic Engineers for work on magnetic amplifiers and similar equipment in a rapidly expanding electronic division of an old established Company. Experience of this class of work would be an advantage, but keen interest and aptitude are considered essential. A generous commencing salary will be paid according to qualifications and experience. Applicants who should possess at least H.N.C., should write stating age, qualifications and experience to W.R. Sykes Interlocking Signal Co. Ltd., 26, Voltaire Road, Clapham, London, S.W.4. [5608

A SENIOR ELECTRONIC ENGINEER is required, to be responsible for the layout, mechanical design and electrical engineering aspects of a variety of industrial electronic apparatus. This appointment, which is pensionable after a qualifying period, carries an attractive salary. Write confidentially to the Chief Engineer, Industrial Electronics Division, REDIFON Ltd., Broomhill Road, London, S.W.18.

THE UNITED NEWCASTLE UPON TYNE HOSPITALS Royal Victoria Infirmary. A vacancy exists for a Senior Technician in the Physics Laboratory at the Royal Victoria Infirmary, Newcastle upon Tyne. CANDIDATES must have a basic knowledge of physics, and some experience of electronics will be an advantage.

DUTIES will consist in construction and maintenance of apparatus (chiefly electrical) for teaching and research, and the successful applicant will have opportunities of assisting in research as well as deputising for the technician in charge of the four million volt Linear Accelerator at the Newcastle General Hospital.

THE salary is at present being negotiated with the Ministry but will commence at a minimum of £580 per annum.

APPLICATIONS, together with the names and addresses of two referees, should be sent to the House Governor & Secretary, Royal Victoria Infirmary, Newcastle upon Tyne, as soon as possible. [5662

SITUATIONS VACANT

TECHNICAL AUTHOR (Male) aged 21-25, reqd on production of handbooks for domestic radio, T.V. and other electronic equipment. West Middx. Write giving full details to Box 8912. [5649

TECHNICAL ILLUSTRATOR (Male or Female) aged 21-24 reqd for the preparation of line drawings and circuit diagrams. West Middx. Write giving qualifications and salary reqd to Box 8913.

ELECTRONIC Engineers. The Plessey Company Limited has several vacancies for senior and junior electronic engineers, for development work concerned with the application of electronics to atomic energy instrumentation. A thorough knowledge of basic electronics is required in order to carry out original investigation in this field. Successful applicants will have considerable scope for promotion due to continued expansion in this field. Commencing salary will be in the range £650 to £950 per annum depending upon age, qualifications and experience. For further details apply in writing to the Personnel Manager, The Plessey Company Limited, Ilford, Essex, quoting reference E.I. [5684

PHILIPS ELECTRICAL Ltd., invite applications from men with suitable qualifications and experience for employment as a Tester and Fault Finder on Medical Electronic apparatus at an establishment in S.W. London. The post is permanent and pensionable and a canteen is available. 5 day week. Replies should be sent to Personnel Officer, Century House, Shaftesbury Avenue, London, W.C.2, quoting reference No. 794. [5651

MURPHY RADIO Ltd. have vacancies in their Electronics Division Laboratories for engineers and assistants on design and development work, and also on associated electro-mechanical problems. Applicants will be considered in the following categories:

1. CANDIDATES with engineering or science degrees or equivalent who have experience in industrial design.
2. GRADUATES who have completed Military Service but have no experience in design work.
3. CANDIDATES with lesser qualifications but who have considerable experience in industrial design.
4. CANDIDATES under 21 who are at present engaged upon H.N.C. part-time courses.

THE range of work involved is part of an interesting long term programme in an expanding field and includes:

1. NAVIGATIONAL Aids.
2. V.H.F. and U.H.F. transmitters and receivers.
3. PULSE systems.
4. MAGNETIC information recording systems.
5. AERIALS V.H.F. and U.H.F. for vehicles, aircraft and fixed locations together with associated feeders and filters.
6. V.H.F./U.H.F. mobile radio equipment.
7. V.H.F./U.H.F. multi-channel radio links.
8. TRANSISTORS and associated circuit applications.

THESE posts are permanent and pensionable, and offer good scope to men of ability. Applications giving full details of qualifications, age, experience, and indicating in which branch of work interested, should be addressed to Personnel Department (EDL), Murphy Radio Limited, Welwyn Garden City, Herts. [5673

TEST ENGINEERS required for interesting work in connection with Radar, Television Film Projectors, Camera Channels, Microwave Links and similar electronic equipment. Applicants must have sound theoretical knowledge of electronics backed by practical experience in H.M. Forces or Industry. Staff positions and Superannuation Scheme. Single accommodation available. Apply giving full details to the PERSONNEL DEPT. (CE/21) E.M.I. Ltd. Hayes, Middx. [5686

SITUATIONS VACANT

PURCHASING AND PROGRESS. Young man experienced in purchasing, progress, stock control, etc., capable of typing and working on his own initiative required for new Electronics Department in Scientific Instruments Co. in West London. This is an interesting opening offering good prospects of rapid advancement. Apply with full details of experience, stating salary required, to Box No. 0032. [5678

ROYAL AIRCRAFT ESTABLISHMENT, BEDFORD REQUIRES
PRECISION Fitters, General Fitters, Machinists, Airframe Fitters, Electronic Mechanics, Aero Engine Fitters, Aircraft Electrical Fitters.

RATE of pay on entry for 44 hour 5 day week 158/10 plus 10/- merit lead or 158/10 plus 38/- merit lead (according to experience). Prospects of re-assessment of rate within 3 months, any increase backdated to date of entry. MERIT LEAD CAN RISE TO 70/-

PROSPECTS of advancement to higher rates of pay.

HOUSING will be available within a reasonable period. Apply giving details of apprenticeship, training and qualifications to Personnel Officer (WW) R.A.E. Bedford.

SITUATIONS WANTED

EX R.A.F. in April Seeks appointment Home or Abroad teleprinter engineer, and/or RX/TX Maintenance. Tipple, Sgt. Mess. R.A.F. Sopley, Christchurch, Hants.

QUALIFIED experienced science teacher seeks more stimulating position in electronics. Box No. 0065. [5689

RADIO and T/V Service Engineer Age 33, 9 years leading Manufacturer. 8 years with Dealer, seek progressive post in electronics. Married accommodation reqd. Box 8985. [5668

TECHNICAL TRAINING

LEARN it as you do it—we provide practical equipment combined with instruction in Radio, Television, Electricity, Mechanics, Chemistry, Photography, etc.—Write for full details to E.M.I. Institutes, Dept. WW47, London, W.4. [0001

CITY and Guilds (Electrical, etc.)—on "No Pass—No Fee" terms; over 95% successes.—For full details of modern courses in all branches of Electrical Technology send for our 144-page handbook, free and post free. B.I.E.T. (Dept. 388A), 29, Wright's Lane, London, W.8. [0117

TUITION

WIRELESS operating: attendance and postal courses.—Stamp for reply to Manager. The Wireless School Manor Gdns., London, N.7. [0104

FULL-TIME courses for P.M.C. Certs. C.G.L.I., Telecommunications, Radar Maintenance Cert. and B.Sc.(Eng.); prospectus free.—Technical College, Hull.

WIRELESS.—See the world as a radio Merchant Navy; short officer in the training period; low fees; scholarships, etc., available; boarding and day students; stamp for prospectus. Wireless College, Colwyn Bay. [0018

TV & Radio.—A.M. Brit. I.R.E., City & Guilds, R.T.E.B. Cert., etc., an "No Pass—No Fee" terms; over 95% successes.—Details of Exams and Home Training Courses in all branches of Radio and T.V., write for 144-page Handbook—Free, B.I.E.T. (Dept. 387A), 29, Wright's Lane, London, W.8. [0116

WIRELESS telegraphy.—Merchant Navy offers to youths 16 upwards after qualification, lucrative positions as radio officers.—Apply British School of Telegraphy, 179, Clapham Rd., S.W.9 (Est. 1906) Recognised by Ministry of Education, moderate fees, modern equipment, day and evening tuition; also postal courses in theory of wireless telegraphy for P.M.C. Certs. and Amateur Transmitting Licence.

FOCUS ON LEADERSHIP

"METALPACKS"

PAPER CONDENSERS FOR SUPER TROPICAL SERVICE

The T.C.C. 'Metalpack' range has been developed for operation in high humidities and high temperatures. Their ability to withstand variations from $-40^{\circ}\text{C}.$ to $+100^{\circ}\text{C}.$ makes them the obvious choice of the design engineers for such applications as receivers and transmitters required to work under the most stringent conditions.

The internal construction follows the well-proved T.C.C. technique of winding non-inductively two or more layers of paper dielectric to each layer of solid aluminium foil, all impregnated under vacuum, and finally hermetically sealed in aluminium tubes. These condensers can be supplied with insulating sleeves if required.

Capacity in $\mu\text{F}.$	Wkg. Volts D.C.		Dimns. in ins.		Type Number	List Price Each
	At $70^{\circ}\text{C}.$	At $100^{\circ}\text{C}.$	L.	D.		
0.1	350	175	$1\frac{1}{2}$	1/4" dia.	CP45N	2/1
0.25	350	175	2		CP48N	2/8
0.5	350	175	$2\frac{1}{4}$		CP47N	3/-
1.0	350	175	$2\frac{3}{4}$		CP91N	4/-
0.05	500	350	$1\frac{1}{2}$	1/4" dia.	CP45S	2/1
0.1	500	350	2		CP46S	2/2
0.25	500	350	$2\frac{1}{4}$		CP47S	2/10
0.5	500	350	$2\frac{3}{4}$		CP91S	3/10
0.02	750	500	$1\frac{1}{2}$	1/2"	CP45U	1/10
0.001	1000	650	$1\frac{1}{2}$	1/4" dia.	CP49W	1/10
0.002	1000	650	$1\frac{1}{2}$		CP49W	1/10
0.005	1000	650	$1\frac{1}{2}$		CP45W	1/10
0.01	1000	650	$1\frac{1}{2}$		CP45W	1/10
0.01	1000	650	$1\frac{1}{2}$		CP47W	2/6
0.1	1000	650	$2\frac{1}{4}$		CP47W	2/6



THE TELEGRAPH CONDENSER CO. LTD

RADIO DIVISION · NORTH ACTON · LONDON · W.3 · Telephone: ACOrn 0061

Bush Radio Ltd.

**ARE AMONG
THE LEADING
RADIO AND T.V.
MANUFACTURERS
WHO DEPEND ON**

Ersin Multicore

FOR RELIABLE, ECONOMICAL AND SPEEDY SOLDERING



Soldering a fine joint in the programme switch of a BUSH Television receiver. Each switch contains for no less than 74 soldered joints.

There are many reasons why Bush Radio Ltd., in common with other leading manufacturers in the radio, television and electronic industries, use Ersin Multicore Solder.

RELIABLE

Each batch of alloy used in the manufacture of Ersin Multicore Solder is assayed separately and an A.I.D. certificate obtained for each. The Ersin Flux is manufactured and introduced into the solder wire under laboratory-controlled conditions. Thus Ersin Multicore Solder has guaranteed characteristics which never vary.

WIDE RANGE OF SPECIFICATIONS

Ersin Multicore 5-core Solder is supplied in 6 alloys and 9 gauges on 7 lb. and 1 lb. reels. Finer gauges in 60/40 and 60/60 alloy are available on ½ lb. reels. There are also a number of special alloys for specific soldering processes.

No matter what your particular process, there is a specification to suit it exactly.

SPEED AND ECONOMY

The 5 core construction—exclusive to Ersin Multicore—ensures a continuous flux stream with no wasted lengths of solder wire. The solder walls are thin and fast-melting. Due to the speedy liberation of the flux and the speed of the flux itself, a solder of lower tin content can often be used with consequent saving in cost.

TECHNICAL ADVISORY SERVICE

The Multicore Technical Service Department will be pleased to advise customers on the most suitable and economical solder for their processes. In particular this department will gladly help to solve manufacturers' problems on unusual applications.

SIZE 1 CARTON 5/- each (Subject). Contains Ersin Multicore Solder in 4 specifications:

Catalogue Ref. No.	Alloy Tin/Lead	S.W.G.	Approx. length per carton
C 16014	60/40	14	19 feet
C 16018	60/40	18	51 feet
C 14013	60/60	13	17 feet
C 14016	40/60	16	36 feet



BIB RECORDING TAPE SPLICER

Enables recording tape to be jointed quickly, easily and accurately.
18/6 each. (Subject)



BIB WIRE STRIPPER & CUTTER

Strips insulation cleanly, cuts wire and splits plastic twin flex. Adjustable to most wire thicknesses by the turn of a screw.
3/6 each (Subject)



HOME CONSTRUCTORS' 2/6d PACK

A pack specially designed for home constructors and amateur radio enthusiasts. Contains approx. 19 ft. of 6/40 Alloy 18 S.W.G. wound on a reel. Reels in cartons 2/6 each. (Subject). This pack is also supplied containing 40 ft. of 22 S.W.G 60/40 alloy. Specially recommended for soldering of Printed Circuits.

