


DECEMBER 1955


TWO SHILLINGS

# Wireless World

Radio · Electronics · Television



**FORTY-FIFTH YEAR OF PUBLICATION**



## This cable carries weight

**BICC Combined Camera Cable and Lifting Rope for underwater use.**

This special multicore T/V camera cable is also used as a rope. It contains all the necessary electrical circuits, and supports the full weight of the underwater T/V Camera by means of an overall hemp loom braid. It was designed and manufactured by BICC to meet the requirements of Messrs. Pye Ltd.

During recent trials the camera was repeatedly lowered and operated by this cable. Depths of 83 fathoms were reached and clear pictures obtained. Throughout the trials the cable was subjected to many severe tests.

★ ALL CIRCUITS REMAINED INTACT.

**BICC ARE ALWAYS PREPARED TO DESIGN AND MANUFACTURE CABLES TO MEET SPECIAL REQUIREMENTS.**


★ It withstood a 2½ cwt. shock drop of 20ft. out of water; towed the camera at speeds up to 12 knots; raised and lowered the camera at 250ft. per minute over narrow diameter pulleys and capstan.

Subsequent examination proved the cable and coupling to be completely waterproof, resistant to twisting and electrically intact.

# **BICC** T/V CAMERA CABLES

BRITISH INSULATED CALLENDER'S CABLES LTD · 21 Bloomsbury

Street · LONDON · WC1



# Wireless World

RADIO, ELECTRONICS, TELEVISION

*Managing Editor:*

HUGH S. POCOCK, M.I.E.E.

*Editor:*

H. F. SMITH

DECEMBER 1955

## *In This Issue*

Editorial Comment .. .. .	575
Radio Navais. <i>By "Radiophare"</i> .. .. .	576
World of Wireless .. .. .	578
Transistor Power Supplies. <i>By L. H. Light</i> .. .. .	582
Colour Television Tests .. .. .	587
Living with "Hi-Fi." <i>By A. Dinsdale</i> .. .. .	589
Books Received .. .. .	591
Long Distance V.H.F. Interference. <i>By T. W. Bennington</i>	592
Nyquist's Diagram. <i>By "Cathode Ray"</i> .. .. .	597
Electronic Digital Computers—2. <i>By A. A. Robinson</i> ..	601
Letters to the Editor .. .. .	606
Dual-Band Television Aerials—2. <i>By F. R. W. Strafford</i> ..	607
Short Wave Conditions .. .. .	610
V.H.F. Measurements. <i>By W. Tusting</i> .. .. .	611
Vestigial-Sideband Television .. .. .	614
Q Measurement. <i>By S. Kannan</i> .. .. .	615
Sensitive Three-Valve T.R.F. Receiver. <i>By H. E. Styles</i> ..	616
Manufacturers' Products .. .. .	620
American Colour Television .. .. .	621
Standards of "Wow" and "Flutter" .. .. .	622
December Meetings .. .. .	623
Random Radiations. <i>By "Diallist"</i> .. .. .	624
Unbiased. <i>By "Free Grid"</i> .. .. .	626

VOLUME 61 NO. 12

PRICE: TWO SHILLINGS

FORTY-FIFTH YEAR  
OF PUBLICATION

*PUBLISHED MONTHLY* (4th Tuesday of preceding month) by ILIFFE & SONS LTD., Dorset House, Stamford Street, London, S.E.1  
Telephone: Waterloo 3333 (60 lines). Telegrams: "Ethaworld, Sedist, London." Annual Subscription: Home and Overseas, £1 7s 0d  
U.S.A. \$4.50. Canada \$4.00. BRANCH OFFICES: **BIRMINGHAM:** King Edward House, New Street, 2. Telephone: Midian 1 7191  
**COVENTRY:** 8-10 Corporation Street. Telephone: Coventry 5210. **GLASGOW:** 26b, Renfield Street, C.2. Telephone: Centr. 121  
**MANCHESTER:** 260, Deansgate, 3. Telephone: Blackfriars 4412. **OVERSEAS OFFICES:** U.S.A.: 111, Broadway, New  
York, 6, N.Y. Telephone: Digby 9-1197. **CANADA:** 74, College Street, Toronto, 2, Ontario. Telephone: Walnut 4-5831.



# VALVES, TUBES & CIRCUITS

## 36. MULLARD 3 VALVE 3 WATT AMPLIFIER CIRCUIT

This circuit has been designed for constructors wishing to make a simple amplifier having a reasonably high quality. It can be used with all types of crystal pick-up and it gives an output of 3W at a total harmonic distortion of 1.5%.

The amplifier, mentioned in Valves, Tubes and Circuits, No. 35, uses a single Mullard EL84 output pentode. To reduce distortion to a minimum, high negative feedback is required, and this itself demands a high voltage gain in the input stage. For this, the Mullard EF86 input pentode is operated under "starvation" conditions; its anode resistance of 2.2MΩ and the direct coupling between stages give a gain of 400.

Feedback of approximately 20dB is taken from the output transformer to the cathode of the EF86, but because of the high stage gain provided by the starvation technique, an input of only 100mV is required to give an output of 3W.

The bass control is included in the feedback circuit, and a maximum boost of about 15dB is available at 120c/s. The stability of the amplifier would be impaired if the treble control were included in the feedback loop. It is therefore incorporated in the input circuit, and a maximum cut of about 15dB at 10kc/s is available.

The working points of the valves are stabilised by the d.c. negative feedback provided when the screen grid feed of the EF86 is taken from the cathode circuit of the output stage.

The sensitivity of 100mV permits the use of all types of crystal pick-up and of equalising networks. For magnetic

and velocity-loaded crystal pick-ups, a preamplifier is necessary and the A-type single-valve preamplifier described in "High Quality Sound Reproduction"<sup>1</sup> is suitable, provided a 5:1 attenuator is used.

If the amplifier is used with the Mullard Band II F.M. Tuner Unit,<sup>2</sup> a 5:1 attenuator will again be required. The total current consumption will be about 90mA so that the mains transformer must have a rating of 100mA. Also, an EZ81 should replace the EZ80, in which case a limiting resistance of 200Ω is required in each anode lead. (Resistors should be added if the transformer windings do not provide this.) The voltage across C8 must not exceed 320V and, if necessary, R8 should be adjusted to ensure this. The heaters of the tuner unit require a centre-tapped supply of 6.3V, 1.6A, and this will be in addition to the supply specified for the amplifier itself. The h.t. for the tuner unit should be taken from C8 via a dropper resistor of 2.7kΩ. This resistor (minimum wattage rating of 4W) should be mounted in the amplifier and not in the tuner.

### SUMMARY OF PERFORMANCE

Output Power  
3W at 1.5% total harmonic distortion.

Frequency Response  
Flat within ±1dB (relative to the response level at 1kc/s) from 100c/s to 10kc/s.

Tone Control  
Maximum Treble Cut:  
Approx. 15dB at 10kc/s.  
Maximum Bass Boost:  
Approx. 15dB at 120c/s.

Sensitivity  
100mV for 3W output.

Hum and Noise Levels  
70dB below 3W.

- 1 "High Quality Sound Reproduction". Price 3/6 from radio retailers.
- 2 "Band II F.M. Tuner Unit" by L. Hampson, Wireless World, August 1955. For reprint with constructional details see "High Quality Sound Reproduction".

### TRANSFORMER SPECIFICATIONS

Mains Transformer T2

Primary: 10-0-200-220-240V.

Secondaries:

H.T. 300-0-300V, 60mA.

L.T. 3.15-0-3.15V, 1A (for EF86, EL84).  
0-6.3V, 1A (for EZ80).

A transformer recommended for the low loading operation of the Mullard 5-valve 10-watt amplifier is suitable for this amplifier.

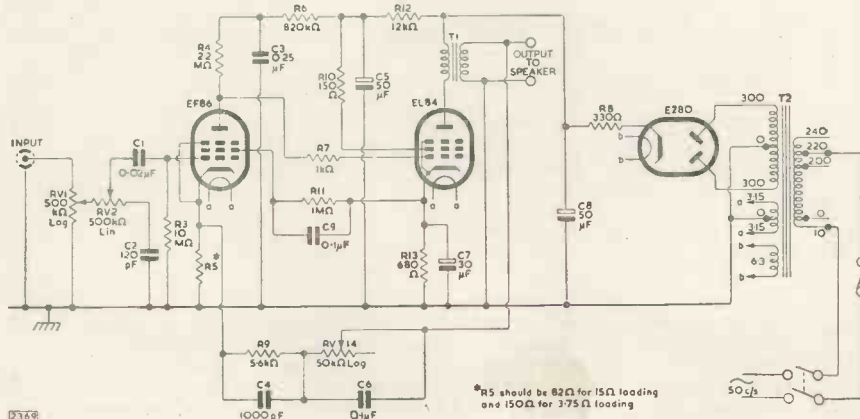
Output Transformer T1

Primary: 5000Ω.

Secondary: 3.75Ω or 15Ω.

The following commercial types were found to be satisfactory:

Manufacturer	Type No.
Colne	35206
Gilson	W0767
Parmeko	P2641
Partridge	SVO/1
Wynall	W.1452



\*R5 should be 82Ω for 15Ω loading and 150Ω for 3.75Ω loading



A leaflet giving full constructional details of the amplifier can be obtained, free, from

MULLARD LTD., Technical Service Dept., Century House, Shaftesbury Avenue, London, W.C.2

# Wireless World

DECEMBER 1955

VOL. 61 No. 12

## Copyright Bill

**I**T is generally believed that the home recordist, under the law as it stands at present, is free to make records of broadcast transmissions and to play them back, in his own home, to an audience limited to his own family or intimate circle of friends, without risk of proceedings under the Copyright Act. But play-back of the records in circumstances that introduce the slightest element of "public performance" may lead the home recordist into trouble.

However, until these views have been tested by a decision in the Courts, there remains in some minds a slight scintilla of doubt as to the true legal position of the home recordist. Any uncertainties that may exist should be removed if the relevant provisions of the recently introduced Copyright Bill are given force of law.

After proposing that copyright shall subsist in every sound and vision broadcast made by the B.B.C. and I.T.A., the Bill goes on to specify the acts which would constitute infringement. So far as recording is concerned, these are the making of records of sound transmissions "for the purpose of selling or letting for hire records embodying that recording, or for the purpose of broadcasting the recording or of causing it to be heard in public or, where such a recording has been so made, making a record embodying that recording." The making of records of vision transmissions by means of cinematograph film or similar methods is restricted in exactly the same way, though the publication of single-shot "stills" of television broadcasts would seem not to constitute an infringement.

So far as the genuine home recordist is concerned, the proposed legislation would seem to remove nearly all uncertainty. But one of the provisions might cause some embarrassment to those in the habit of "dubbing" part of a record on to another. The veto on making copies of "off the air" recordings, contained in the last sentence of the passage from the Bill quoted in the preceding paragraph, would appear to rule out this practice. We imagine, however, that the clause is not really directed against the home recordist, but was added

in order to put an additional obstacle in the way of the potential infringer of copyright.

The Bill follows broadly the recommendations of the Copyright Committee, published in 1952.

## Too Many Exhibitions?

**MORE** than once we have suggested that the number of exhibitions catering for our art and its offshoots tends to become excessive. Now comes news of still another addition. The organizers of the British Industries Fair for 1956 are inviting the industry to participate in a separate "electronics display," which will be part of the electrical section at Olympia. It would be foolish and short-sighted to complain of too much limelight, but there can be no doubt that the present proliferation of exhibitions is wasteful. And the waste is not confined to the exhibitors; several of the exhibitions tend to overlap in their scope, and so the visitor—even the visitor with highly specialized interests—may be forced to visit several exhibitions in order to see all that is being shown within his own particular sphere.

The whole field of radio and electronics is now so vast that it would be ridiculous to suggest that all its diverse aspects should be (or could profitably be) covered by a single exhibition. But we see no reason to change our opinion that adequate coverage could be given by two main exhibitions, one domestic and the other professional. The first would be very much on the lines of the present National Radio Show, with sound and vision broadcast receiving equipment in the middle of the picture. The professional exhibition, on the other hand, would present accessories and components for the designer and manufacturer, communication equipment and, of course, as many as may be of the huge number of electronic devices now being offered to industry. Admittedly, the scope of such an exhibition would be wide, but it should be possible to organize it on a sectional basis, planned to make things easy for the specialist visitor.

# RADIO NAV AIDS

## Two Systems Compared

By "RADIOPHARE"

*THE Ministry of Transport and Civil Aviation has recently re-stated the United Kingdom policy on short-range radio-navigation aids. In short, it is that "of all existing systems Decca best meets the air traffic control requirements for navigation on the U.K. national airways." In view of the considerable publicity which has been given to TACAN, recently proposed for adoption as a common system in the U.S.A. in preference to the previously accepted VOR/DME system, we have asked a user of radio nav-aids to draw some comparisons between the two basic types of system—hyperbolic and rho-theta.*

**I**T is extremely difficult, in a case of this nature, to avoid comparing apples with oranges. So let it be said at once that the Decca Navigator system is already fairly widely installed, and has proven its solid worth in many applications. TACAN\*, on the other hand, has yet to be subjected to the searching test of everyday operation; true, it has been demonstrated and has been shown to be capable of highly accurate performance. But no one would claim that it is yet a fully developed system. There is thus little point in drawing comparisons between the two systems, since the essential basis for a valid comparison is lacking.

What can be done to some effect, however, is to compare the philosophical bases of the two families of systems to which Decca and TACAN belong; i.e., the hyperbolic and the rho-theta (range and angle). Each has its pros and cons which must be weighted by reference to the particular operational requirement; this at least partially explains the fact that whilst Decca is now firmly established in marine navigation, its application to aviation is still somewhat limited.

It is a major characteristic of rho-theta systems that they consist of point-source elements, each of which is self-sufficient and provides all the information required to navigate within its area of cover. The information consists, in effect, of an infinite number of radials and concentric rings, both having the point-source as their origin. Thus it is possible to provide a continuous display of bearing and distance to or from the particular point-source. Since the information also provides the particular identity of the point-source, absolute geographical position is established with complete freedom from ambiguity. Generally speaking, the angular accuracy tends to be constant throughout the service area, whilst the range accuracy tends to vary directly with distance from the source; thus the *spatial* accuracy of both rho and theta is a function of distance. Putting it another way, it can be said that accuracy

improves as the beacon is approached; and since in practice the beacons must, for other reasons, be sited just where the greatest accuracy is required, this works out very well.

The complementary characteristic of hyperbolic systems is that they deliberately conceal the fact that point-sources are employed; not less than two such point-sources are required to provide "position-line," or three to provide a positive "fix." In the vernacular, two point-sources comprise a "pair," three or more working co-operatively, a "chain." In c.w. hyperbolic systems, such as Decca, the stations of a chain operate on frequencies which are integral multiples of a common parent frequency, and are phase-locked; consequently, the phase-difference of the signals from a "pair" as received at any remote point is a function of the distance and bearing of that point with respect to the "baseline" joining the pair. The locus of points of constant phase-difference forms a hyperbola, and if such curves be plotted in constant increments of phase-difference, then a family of hyperbolæ is obtained. Such a family, over-printed on a chart, furnishes "position-line" information, i.e., position can be established as being on a particular line, but whereabouts on the line cannot be determined.

However, by adding a third station a second "pair" is established; a second family of hyperbolæ may be added to the chart, and (with certain reservations) a "fix" can be established.

Finally, the information derived may be processed by automatic means, as in the Decca system, so that a ship's or aircraft's position can be continuously displayed on a chart in the craft itself. It is fair to say, however, that the display is really a "change of position" indicator; i.e., there is no way in which it can, unaided, derive absolute position information; it must, when first coming into the coverage of the system, be manually set to the correct position. Thereafter it will faithfully continue to display position so long as the essentials for correct operation are satisfied.

### Comparative Virtues

The foregoing description leads into two of the principal sources of debate when the comparative virtues of the systems are discussed. Rho-theta systems, whilst generally somewhat less accurate, do provide positive fix information, completely free from ambiguity. Hyperbolic systems, on the other hand, whilst capable of extremely high accuracy, are subject to varying degrees of ambiguity and are not capable, as a class, of providing absolute fix information. Secondly, the hyperbolic systems are held to require a more specialized approach in operation, whereas the rho-theta systems present their information in terms which anyone can understand. Thus, in general, those who are interested in obtaining the highest possible accuracy in navigation, to use the word in its popular connotation,

\* TACTical Air Navigation.

will choose a hyperbolic system, whilst those who wish to "drive" will go for rho-theta.

In this context, it is widely held that the aircraft pilot is a "driver," which is to say that he is rarely interested in his absolute geographical position; his principal preoccupation is with progress along and departure from the planned flight path. He requires to be continuously informed by the most direct and simple means, which heading to hold and how far he must go in order to reach his destination or some selected intermediate point. Among other things, this information is essential to efficient cruise control; if his basic navigational information is of the nature of a geographical fix, he must frequently convert it to "which way and how far" for cruise control purposes. If, on the other hand, the information is directly presented in the "which way and how far" (i.e., rho-theta) form, he will normally have all he requires, and on those few occasions when absolute geographical position is required, it may be extracted with great ease. Thus, provided that the ground elements of the system could be deployed in sufficient numbers and in the right places there is no doubt that a combination of good rho-theta systems would do a very good job; I say "systems" because no one existing system is adequate for world-wide cover.

Here again we reveal another point of difference; but it becomes necessary to particularize. The only rho-theta system which has so far enjoyed wide demonstration is VOR/DME (v.h.f. omni-directional range/distance-measuring equipment), of which only the VOR component is deployed on a major scale. Being a v.h.f. system, VOR enjoys almost complete freedom from interference by atmospherics in its various forms; but its effective range is essentially "line of sight": in other words, anything from 50 to 200 miles, dependent upon aircraft altitude. Decca, on the other hand, operates in the region of 100 kc/s. For this reason it does have to contend with atmospherics, but its effective range is constant at about 250 miles, irrespective of aircraft altitude; furthermore, this range is not the maximum range at which usable signals may be received, but is that at which sky-wave interference compromises the very high accuracy of the system. Consequently, future development may well produce methods by which the effective range can be appreciably increased; and, in fact, a derivative of the Decca system, now under development, promises to be effective at well over 1,000 miles.

TACAN operates in the band between 960 and 1200 Mc/s, and its radiation characteristics and performance through atmospherics may therefore be expected to be similar to VOR, except that the higher frequency permits the use of more elegant arrays for the ground component; this makes it possible to eliminate or reduce certain siting problems which have often proved to be troublesome in VOR.

Another interesting difference between hyperbolic and rho-theta systems is highlighted by TACAN. Generally speaking, as has already been said, ambiguity is an inherent feature of hyperbolic systems; furthermore, in a given hyperbolic system, increased resolution usually means an increased number of ambiguities, and whilst it is possible to do much to resolve these ambiguities, it is never possible to remove them completely.

In a rho-theta system, on the other hand, it is

possible to introduce ambiguities in the interests of increased resolution, and then to remove them completely in the final answer. Thus, although increased accuracy has been obtained, the system retains unimpaired its ability to provide absolute geographical fix information, and this is just what TACAN does.

It would be possible to continue drawing parallels and stating contrasts between the two groups of systems, but perhaps sufficient has already been said to demonstrate that it is impossible to generalize in this matter, and that there is no "best" system. Each has its merits and demerits, and these must be weighed against a particular operational requirement to determine which will provide the better answer in that case. Standardization is a worthy aim, but it is full of pitfalls; in particular, it is always dangerous to standardize until all the relevant facts are known and understood, and we probably have yet some way to go before this degree of understanding is achieved in the field of radio aids to navigation.

## I.T.A. Lichfield Transmitter

PRELIMINARY details have now been given of the new Band-III television transmitter which is being built at Lichfield to cover the Midlands area for the I.T.A. The vision transmitter will give a peak-white power output of 20 kW and the associated sound transmitter an output of 5 kW. To simplify construction and maintenance the r.f. portions of both transmitters have been made similar to each other wherever possible. The same sort of crystal drive units have been used, and these both give outputs at about 16 Mc/s, which are subsequently multiplied to carrier frequency (189.75 Mc/s vision, 186.25 Mc/s sound) and increased in power to 30 W. Low-power air-cooled amplifiers then raise this to 300 W, and these are followed by medium-power amplifiers, each consisting of two grid-modulated air-cooled valves.

These medium-power amplifiers can actually be used as the output stages of the transmitters, being nominally rated at 4 kW vision (peak white) and 1 kW sound. Normally, however, they operate as driving stages for the final power amplifiers. In the vision transmitter the final power amplifier comprises two water-cooled valves working Class-B in a twin cavity circuit, while in the sound transmitter it has a single water-cooled valve, also in a cavity circuit. The outputs of the power amplifiers pass through coaxial feeders to a combining unit, and this also contains elements to give the transmitted signal the necessary vestigial-sideband frequency characteristic.

Programmes are fed to the station by microwave links (for vision) and landlines (for sound), and both channels are duplicated to guard against breakdowns. Also duplicated are the vision and sound input equipments in the control room. To provide a local source of programme material a new type of film scanning equipment using a Staticon (photo-conductive) pick-up tube is being installed.

As already reported, the transmitting equipment is being supplied by Pye. Later on they will be installing a further set of similar transmitters which are intended to operate in parallel with the first set to provide a service with complete standby facilities.

The aerial, which is being supplied by Marconi's, is a 16-stack high-gain array; ultimately it will be used as a split 8-stack array, each half being fed by one vision and one sound transmitter. Marconi's are also constructing the 450-ft tower on which it will be mounted.

# WORLD OF WIRELESS

Co-siting of London B.B.C. and I.T.A. Stations

## London Television Stations

THE Television Advisory Committee has at last recommended that the best technical solution of the problem of siting television stations in London is for a single tower to carry both the B.B.C. and I.T.A. aerials. The mast being erected at the Crystal Palace is therefore to be modified. It was originally designed to carry one Band I and one Band III aerial in anticipation of the B.B.C.'s second programme. The addition of the I.T.A. aerial will involve halving the size of the B.B.C.'s Band I array.

The top 250 feet of the 640-ft mast is to be redesigned and this will delay its completion until the middle of 1957. In order, therefore, to bring into use as soon as possible the new B.B.C. transmitter, which is being installed at Crystal Palace, a temporary 250-foot mast is to be erected. The radiated power from the temporary array will be 60 kW instead of the proposed 200 kW. This will be raised to 125 kW when the redesigned mast is brought into service about May, 1957. It is planned ultimately to increase the power to the maximum permitted under the Stockholm Plan—500 kW.

The temporary mast, formerly used for the provisional Northern Ireland transmitter, and the arrays at Crystal Palace are being supplied by Marconi's. The I.T.A. is to build its permanent transmitter (the Croydon station is temporary) on a site adjoining that of the B.B.C.

## U.K. Radio Backbone

A CHAIN of radio relay stations extending through the centre of the country from north to south is to be built by the Post Office for the internal telephone service and for feeding television transmitters. This was one of the many references to the use of radio and electronics by the Post Office made by the Postmaster-General at the dinner of the Telecommunication Engineering and Manufacturing Association, at which he was the principal guest. When brought into service in about four years' time, the chain will provide 1,200 telephone circuits and two television channels, but its ultimate capacity will be several thousand telephone circuits and an increased number of television channels.

## Purchase Tax

DESPITE the increased purchase tax (from 50 per cent to 60 per cent) on domestic sound and television receivers, the retail price of many of them is unchanged. A number of manufacturers have reduced the list prices and thus, in effect, are paying the extra tax themselves. Where the tax has not been absorbed the increase means an extra 15s on a £16 receiver, 25s on a £27 10s set and 7gns on a 138-guinea television receiver.

The purchase tax on replacement valves and tubes is also increased. On a 15-in tube, the retail price of which is £15, the tax is £7 0s 5d and on a 21-in tube (£21 15s) it is £10 3s 7d.

## Brit.I.R.E. Report

ALTERATIONS in its graduateship examination scheme are announced in the annual report of the British Institution of Radio Engineers. As from November next year candidates will be required to complete two three-hour physics papers instead of one, and two new optional subjects (applied electronics, and radar engineering and microwave techniques) have been introduced.

Discussing the question of efforts which have been made to secure "professional unity among engineers" the report draws attention to the representation of radio and electronics engineers on the Ministry of Labour committees concerned with the Technical and Scientific Register. It is pointed out that whereas the civil and mechanical engineers are represented by a number of bodies "the interests of the radio and electronics engineer are the concern of an Advisory Committee comprising representatives of only one Institution."

## Amateur Show

WHEN Vice-Admiral Dorling opens the ninth Amateur Radio Show (organized by the R.S.G.B.) at noon on November 23rd, he will present an engraved silver plaque for the most outstanding piece of amateur-constructed equipment exhibited.

In addition to the home-constructed equipment shown by members, 18 manufacturers and organizations will be exhibiting. They are Avo, Cleminson's E.M.I., G.E.C., Harwin Engineering, J-Beam Aerials, Labgear, Measuring Instruments, Min'mitter, Multicore, P.C.A. Radio, Panda Radio, Philpott's, R.A.F., S.T.C., *Short-wave Magazine*, Television Society and *Wireless World*.

The Exhibition will be open daily from 11.0 to 9.0 until November 26th, at the Royal Hotel, Woburn Place, London, W.1. Admission 1s.

## Mr. Briggs in the New World

THE lecture-demonstration of high-quality sound reproduction given recently by G. A. Briggs in the Carnegie Hall, New York, followed broadly the lines of the Royal Festival Hall events, but with distinguished American musicians collaborating for the direct comparisons of live and recorded sound.

The American audience found Mr. Briggs' unique brand of informed wit as much to its taste as did those of Bradford and London. The applause was uninhibited after the playing of the record of "Tugboat Noises" which can now surely qualify also as an "ice-breaker" in any demonstration of this kind.

One significant reaction was a widespread disbelief in the indication of the neon instantaneous power level meters. With amplifiers rated at 50 watts and upwards being widely advertised for use in the American home, it seemed incredible that Carnegie Hall could be filled with realistic sound on some items with peak powers of 5 watts or less.

We can sympathize with our friends "from



Missouri" but we can also reassure them that indeed they "were shown"—as we were in the slightly larger Royal Festival Hall.

### Writing Premiums

SINCE 1951 the Radio Industry Council has been awarding annually up to six 25-guinea premiums for technical writing to encourage a far greater flow of articles from within industry to the technical press. The criteria taken into consideration when making the awards are the value of the article in making known British achievement in radio and electronics, originality of subject, technical interest, presentation and clarity.

Details of the scheme are given in a leaflet issued by the R.I.C. in which authors are reminded that articles published during 1955 must be submitted to the Council (59 Russell Square, London, W.C.1) before the end of the year.

### PERSONALITIES

**Sir Gordon Radley**, C.B.E., Ph.D.(Eng.), M.I.E.E., who is the first engineer to become director general of the Post Office, and **Dr. Mervin Kelly**, of Bell Telephone Laboratories, have been awarded the Christopher Columbus communications prize. The award, which is made annually by the city of Genoa, is given for their part in leading the two teams—British and American—in the transatlantic telephone cable project. It carries a monetary prize as well as a medal.

**Colonel J. Reading**, M.B.E., B.Sc.(Eng.), M.I.E.E., has left the Post Office, where he has been an assistant engineer-in-chief since 1951, to join Ericsson Telephones as export director. He graduated from the Northampton Engineering College, London, in 1924 and after a brief period in industry joined the Post Office as a probationary assistant engineer in 1925. Throughout the last war he served in Royal Signals and from 1945 until 1946, when he rejoined the Post Office, was chief signal officer, War Office Signals. Col. Reading left for a tour of Australasia and Canada on November 19th.

**A. E. Jennings**, B.Sc., formerly with E.M.I. Research Laboratories for 10 years, has joined 20th Century Electronics as head of their photo-electric laboratory. At E.M.I. he was primarily concerned with pick-up tubes and was a leading member of the team which developed the c.p.s. Emitron.

**H. J. C. Gower**, A.M.I.E.E., who has joined Granada TV Network as head of outside broadcasts, had been with the B.B.C. from 1938 with the exception of the war years when he served with the R.A.O.C. and R.E.M.E. supervising radio and radar maintenance. When he rejoined the B.B.C. in 1946 he returned to Alexandra Palace but later went to the engineering planning and installation department where in 1950 he took charge of the department's television outside broadcast unit. Before joining the B.B.C. he was for three years in the E.M.I. Research Laboratories.

Granada TV Network also announces the appointment of **W. Nugent** as technical supervisor, **Donald W. Pickering** and **Owen D. Howells** as assistant television recording engineers. Mr. Nugent was with the B.B.C. on operations and maintenance from 1943, spending five years on sound broadcasting and five years on television. Both Mr. Pickering and Mr. Howells have been with the B.B.C. for a short while.

**E. C. Presland**, A.M.I.E.E., who joined Willesden Transformer Company two years ago, has been appointed works manager. He was previously with the English Electric Company.

**L. H. Light**, who contributes an article on transistor power supplies in this issue, is at present in charge of a group at Mullards doing research on the applications of valves, transistors and cold-cathode tubes in industrial, switching and computing fields. He has been in the valve measurements and applications laboratory of the Mullard Radio Valve Company since graduating with honours in Natural Philosophy from Glasgow in 1948.

### OBITUARY

**H. A. Watts**, M.B.E., at one time an assistant director in the Directorate of Radio Production at the Ministry of Aircraft Production, died at his home in Farnborough, Hants, in October at the age of 71. He entered Government service in the old Air Ministry Instrument Design Establishment at Biggin Hill in 1920, was transferred to the radio department of R.A.E., Farnborough, and in 1938 came to the M.A.P. headquarters in London. He was chairman of a joint service committee which produced what proved to be the most widely used specification for the general engineering requirements for radio equipment for the Services.

**Hubert Wood**, B.A.(Oxon), M.I.E.E., who for the past six years had been manager of Ferranti's radio and television department, Moston, Manchester, has died at the age of 40 after a short illness. After reading physics at Corpus Christi College, Oxford, where he took his degree with first-class honours, he joined the staff of Ferranti's radio laboratory in 1936 and during the war was engaged on radar development.

We learn from the *Proceedings of the I.R.E. (Australia)* of the death earlier this year of **A. S. McDonald** at the age of 64. As chief engineer and assistant general manager of Amalgamated Wireless (Australasia), he was responsible for experiments carried out jointly by A.W.A. and Marconi's in short-wave transmissions which resulted in the opening in April, 1927, of the beam wireless service between Australia and the United Kingdom. He was also concerned with the introduction in 1930 of the first overseas commercial two-way radio-telephone service from Australia.

### IN BRIEF

**Broadcast Receiving Licences** current in the United Kingdom at the end of September totalled 14,154,439. The month's increase in television licences was 97,434, bringing the total to 4,883,849. The number of car radio licences was 284,549.

**1956 Shows.**—Dates have now been announced for next year's National Radio Show and the Components Exhibition. The Radio Industry Council will again hold the annual Radio Show at Earls Court, London, from August 22nd to September 1st, with a pre-view for invited guests on August 21st. The Components Show, organized by the Radio and Electronic Component Manufacturers' Federation, will be held from April 10th to 12th at Grosvenor House, London, W.1. Although this is a private show it is proposed to have a pre-view on April 9th.

**Pontop Pike.**—The permanent television station on Pontop Pike, near Newcastle-upon-Tyne, was brought into service by the B.B.C. on November 15th. It has an effective radiated power of 12 kW and replaces the low-power temporary station which has been in use since May, 1953.

**A New Coast Station** at Ilfracombe, Devon, was brought into service by the Post Office on November 1st. The radiotelephone services operated by the Burnham-on-Sea, Somerset, station have been taken over by the new station, which operates on 1855 and 2670 kc/s and, of course, uses the calling and distress frequency 2182 kc/s. Burnham will continue to operate the radio-telegraph services in the 500-kc/s band.

**Electronics at B.I.F.**—With the introduction of an electrical section at the British Industries Fair at Olympia (April 23rd to May 4th), it is planned to bring purely electronics exhibits together within this section.

An **Industrial Electronics Exhibition** is being planned by the South of Scotland Electricity Board, which will have the co-operation of the D.S.I.R., technical colleges and some fifty firms. It will be held in Glasgow (Kelvin Hall) from February 2nd to 9th, and in Edinburgh from February 13th to 16th. *r*


**R.S.G.B.**—Although John Clarricoats, the well-known general secretary of the Radio Society of Great Britain, is not due to retire for some years, the Council is inviting applications for the post of deputy general secretary. Applicants should be between 28 and 38, and experience of amateur or experimental radio work will be an advantage. Commencing salary will be not less than £900 p.a. Applications must reach the Society at New Ruskin House, 28/30 Little Russell Street, London, W.C.1, by December 31st.

Although for obvious reasons details of beneficiaries of the **Electrical Industries Benevolent Association** are not published, we understand that a goodly number of them are in the radio industry from which the Association receives a considerable part of its income. Among the donors listed in the 1955 report are the Radio Industries Clubs of London and Glasgow, who together gave over £500. This year's president, too, is very much in radio—Sir Harold Bishop.

The latest edition of the **B.E.A.M.A. Catalogue**, published for the British Electrical and Allied Manufacturers' Association by our publishers, includes in its 1,034 pages detailed descriptions of the products of the electrical industry, a trade directory and classified buyers' guide. It also includes a glossary in five languages. Of the 16,000 printed, 15,000 have been despatched overseas.

The London office of the **International Maritime Radio Committee (C.I.R.M.)**, which has its headquarters in Brussels, is now in Ingersoll House, 9 Kingsway, W.C.2. The president of the committee is H. C. Van de Velde, and the secretary-general J. D. Parker.

Also in Ingersoll House is the office of the **Radio Marine Associated Companies** which is the co-ordinating body for twenty-four radio marine companies in nineteen countries. H. C. Van de Velde is chairman of R.A.M.A.C., and the secretary-general is E. Fost.



**CONTROL CONSOLE** in the trailer housing the Belling-Lee transmitter (G9AED) which is radiating test transmissions on 189.75 Mc/s vision and 186.25 Mc/s sound from the I.T.A. station site at Lichfield, Staffs. The transmission times are now Monday to Friday, 9.30 a.m.—12.30, 2.0—5.30, 7.30—8.30 p.m. and Saturdays 10 a.m.—1 p.m.

In the ten-man advance party of the Royal Society's **Antarctic Expedition**, which will be participating in the International Geophysical Year (1957/8), are Major G. E. Watson, R.E.M.E., an electronics engineer loaned by the War Office, and Dr. Stanley Evans, a radio-astronomer from the Jodrell Bank Experimental Station. The party sails in the 540-ton M.V. *Tottan* on November 22nd, and will erect the research station in preparation for the main party due to leave England in a year's time. The pilot scientific programme includes ionospheric soundings.

**Wired Television.**—Although the Hull Corporation has decided not to seek immediately Government permission to pipe television to inhabitants served by the Hull Telephones Department, it was agreed that the subject should be reconsidered later. Whilst some of the telephone distribution equipment would be usable in such a scheme, capital outlay of some £100,000 would be required to start a service.

A new circular has been issued by the Union Observatory in Johannesburg giving details of the time signal and **standard frequency transmissions** which it now radiates continuously except for the period 0630 to 0700 G.M.T. The transmitter, which uses the call ZUO, operates on 5 Mc/s with a power of 100 watts.

In the past **Brimar** have delayed the publication of **Valve Application Reports** until production valves were available for measurement. To enable engineers and designers to consider possible applications before the valves are under full production, interim reports giving measurements on pilot types will in future be issued. These will be followed by the normal application reports.

**Television in Egypt.**—The Egyptian government has called for tenders for the supply and erection of equipment for the first part of the country's "general project for television." The specification calls for a 625-line vestigial sideband transmitter operating in Band III with f.m. sound.

**Middle East Communications.**—Cable and Wireless have opened a direct radiotelephone service between Cyprus and Amman, in Jordan. They have also introduced a wireless telegraph service between Aden and Meifaah, in the Eastern Aden Protectorate.

**Brit.I.R.E. Council.**—Rear-Admiral Sir Philip Clarke was re-elected president of the British Institution of Radio Engineers at the annual general meeting on October 26th. This is his second term of office. The ordinary members of the council elected at the meeting are Air Vice-Marshal C. P. Brown, J. W. Ridgeway, Professor E. Williams, R. N. Lord and A. H. Whiteley.

At its inaugural meeting on October 19th, the Cardiff Centre of the **British Sound Recording Association** elected J. H. Robinson, of Castle Studios, Cardiff, as chairman. The secretary is J. G. Pearce, 2 Canada Road, Gabalfa, Cardiff.

A post-graduate evening course in **Pulse Techniques** will start at the Kingston Technical College on January 17th at 7.0. A lecture programme is obtainable from the head of the engineering department, Fassett Road, Kingston-upon-Thames.

A series of six free lectures on **Automation** begins at the Woolwich Polytechnic, London, S.E.18, at 7.0 on November 23rd and will continue on December 1st and 14th, January 19th and 24th, and February 1st. The two January lecturers are to be men in the electronics industry: R. A. Gail (E.M.I.), who will deal with automatic control of machine tools, and J. A. Sargrove (Sargrove Electronics), whose subject is "Automatic machine and process control." Seats can be reserved for individual lectures or the series on application to the Polytechnic.

A technical talk on **Band III Aerials** will be given by Belling & Lee in Birmingham Town Hall on November 30th, at 3.30. Applications for tickets must be sent to Belling & Lee, Great Cambridge Road, Enfield, Middlesex.

A course of eight lectures on **Colour Television** will be given at 7.0 on Wednesdays, commencing on February 1st, at the College of Technology, Manchester (fee 30s). Intending students should have reached a standard at least equivalent to that of the Higher National Certificate.

**Outward Form.**—D. H. C. Scholes, of Plessey, and G. Birkbeck, of Mullard, were on the ten-man committee set up by the London Regional Advisory Council for Higher Technological Education to consider "ways of achieving, through modifications in existing arrangements for education and training, a closer attention to aesthetic considerations in the manufacture of light engineering products." The committee's report is published by the Regional Advisory Council.

**B.S.I. in Birmingham.**—The British Standards Institution has now opened a sales office in the headquarters of the Birmingham Chamber of Commerce at 95 New Street, Birmingham, 2.

## BUSINESS NOTES

A trading agreement has been concluded between the **Automatic Coil Winder and Electrical Equipment Co.**, and Blume and Redecker, of Hanover. It provides for the Automatic Coil Winder Company to take over the sales of the German company's laminating, wire-stripping and coil-winding equipment in the United Kingdom, Commonwealth countries and other overseas countries, including the U.S.S.R. The English company will continue to produce its own Douglas and Macadie coil winders.

**Webcor (Great Britain), Limited**, the British subsidiary of the American Webster-Chicago Corporation, is now established in Ingersoll House, Kingsway, London, W.C.2 (Tel.: Covent Garden 0283). It will market in this country and abroad record players, which will be known by the American term "fonografs," and tape recorders, some of which will incorporate broadcast receivers. The general sales manager is H. E. G. Harvey and R. E. Singleton, formerly with Decca and Cossor, is technical representative.

**Westrex, Limited**, of Liberty House, Regent Street, London, W.1 (previously known as the Western Electric Company, Limited), a subsidiary of the Westrex Corporation, of New York, recently demonstrated the new Monatel f.s.k. receiver. This equipment, which can be used for single diversity or dual diversity (Divatel) reception, is imported from the U.S.A. It provides for the reception of radio-teletype, facsimile, R/T or W/T.

Combined a.m.-f.m. radio-telephone equipment is being fitted by **Redifon, Limited**, in 14 vessels of the Shell tanker fleet. Known as type GRT174, this equipment enables vessels to use the marine v.h.f. radio-telephone service in any part of the world irrespective of the type of modulation employed.

A new company—**Continental Radio and Electronics Limited**—has been formed to market in this country equipment manufactured by Continental-Rundfunk G.m.b.H., of Osterode, Harz, Germany. The new company, which is temporarily at Blenheim House, 1 Blenheim Grove, Peckham, London, S.E.15, will handle the Diktat tape recorder and the Imperial range of broadcast receivers and radiograms which it is hoped eventually to manufacture in this country.

An **Ediswan** cathode-ray tube service depot has been opened in the premises of J. J. Eastick and Company, Limited, Library Place, St. Helier, Jersey. It is pointed out that Ediswan Mazda valves must still be returned to the Valve Service Depot, Brimsdown, Middlesex, for examination.

The telephone number of **Pye Telecommunications, Limited**, of Cambridge, is now Teversham 3131.

A "loud-to-loud" telephone instrument designed to operate on public telephone networks as well as internal office systems has been developed by **Winston Electronics**. Acoustic feedback between microphone and loudspeaker is avoided by a voice-operated electronic switch with a time constant of 3 milliseconds. F. Winston Reynolds has returned recently from a tour of Europe, during which the "Tallaloud" was demonstrated successfully on a number of trunk systems with varying characteristics.

Sole manufacturing and marketing rights in the "Electrophoor" dry-battery reactivator for the U.K., the Commonwealth and other countries are held by **Cass and Phillip, Ltd.**, of Canning Road, Wealdstone, Middx. The reactivator was described in our October issue.

**John Lionnet and Company**, of 62-63 Queen Street, London, E.C.4, who have been sole export representatives for **Bakers Selhurst** loudspeakers for the past three years, have now taken over their distribution in the United Kingdom.

**S.A.I.T.**—Société Anonyme Internationale de Télégraphie Sans Fil, the Belgian associates of Marconi's, who have had an office in London for many years, have moved to Ingersoll House, 9 Kingsway, London, W.C.2.

## OVERSEAS TRADE

**Chile.**—A contract worth more than £250,000 has been awarded to Marconi's Wireless Telegraph Company for the complete radar and communications equipment for two destroyers now under construction in this country for the Chilean Government.

**Australasia.**—Two 20-kW induction heaters for the brazing of car parts have been ordered from **Redifon, Limited**, for installation in Adelaide. The Company is also providing a dielectric generator and large welding press for use in motor car manufacture in Wellington.

**Pye, Limited**, are forming a **French subsidiary** to be known as **Pye (France) S.A.** It will be primarily concerned with the introduction of the Company's telecommunication equipment into France.

**Norway.**—Passenger radio-telephone equipment for the 6,500-ton liner *Bergensfjord* under construction at Wallsend-on-Tyne for the Norwegian American Line is being supplied by **Redifon**. The h.f. transmitter and associated receivers operate on any one of twenty crystal frequencies.



H.R.H. the Duke of Edinburgh inspected the Marconi research and demonstration vessel "Elettra II" during his visit to Copenhagen for the British Trade Fair. D. P. Furneaux, a management executive of the Marconi International Marine Communication Company, is seen describing the Salvia portable lifeboat transmitter receiver.

# Transistor Power Supplies

Circuits for Obtaining H.T. and E.H.T.  
from Low-Voltage Sources

By L. H. LIGHT,\*  
B.Sc., A. Inst.P.

**O**F the many conventional methods of converting d.c. power from one voltage to another (vibrators, rotary converters, cold-cathode tube and thyatron inverters) none is efficient at very low levels. This is because all these devices consume an appreciable amount of power in order to keep going. A rotary converter, for instance, uses power to overcome its frictional, iron and copper losses; a vibrator coil consumes power, and so on. In every case the amount of power used by the converter itself does not vary appreciably as the load is reduced. Thus, at low levels (below about 1 watt) these converters are very inefficient. It is uneconomic, for instance, to operate any of them from dry batteries. Yet the need for high voltages in battery operated equipment (such as portable radiation counters) is growing.

Soon after the introduction of transistors it was appreciated that they could be used in efficient low-level converters. Most of the devices mentioned above operate by interrupting a direct current flowing through a transformer primary, thereby enabling a different d.c. voltage to be obtained (after rectification) from the secondary. Alternatively, the interrupted direct current can be fed through an inductor, and use be made of the ringing-choke principle to obtain an increased voltage. To obtain zero operating losses, the interrupting device should obviously have an infinite resistance in the "off" condition and zero resistance in the "on" condition.

A junction transistor can be made to operate as an interruptor with nearly perfect characteristics. "Off" corresponds to collector-current cut-off, when the resistance may run into hundreds of kilohms. In the "on" condition the transistor is "bottomed," that is, it operates somewhere below the knee of the collector-current/collector-voltage characteristic; in this region its effective resistance may amount to a fraction of an ohm.

The problem of making an efficient d.c. converter therefore resolves itself into one of designing a circuit in which the transistor spends as much time as possible in those conditions alternately, the transitions through the lossy intermediate regions being kept as short as possible. This clearly implies non-sinusoidal waveforms and therefore some kind of relaxation oscillator.

A suitable circuit, due to P. H. Janssen and C. van der Vijver, is shown in Fig. 1. In this, energy is stored in the inductance of the transformer in the "on" period (the input stroke) and delivered to the output circuit at a higher voltage during the "off" period (the output stroke). It works on the ringing-choke principle, although the ringing is arrested long before the peak voltage possible is reached.

The operation of the circuit† is as follows. Imagine that the output capacitor  $C_0$  is charged to some voltage

$V_0$ , and that the operating point of the transistor is point O of Fig 2 (i.e., it is fully "bottomed"). The resistance of the transistor is very small, so small that it has little effect on the circuit, which behaves virtually as Fig. 3(a) with SW closed. The current through the primary inductance rises linearly (Fig. 4(a)). The resulting linear rate of change of flux induces a constant voltage in the transformer winding in the base circuit, and, since the base input resistance is approximately constant, a nearly constant base bias current is applied. The operating point therefore moves upward until some point is reached where it begins to move round the "knee" (point P of Fig. 2). The transistor now has an appreciable resistance and Fig. 3(a) no longer applies, Fig. 3(b) being a more accurate representation of the circuit. Because of the increasing transistor resistance R, the rate of change of current in the transformer primary decreases.

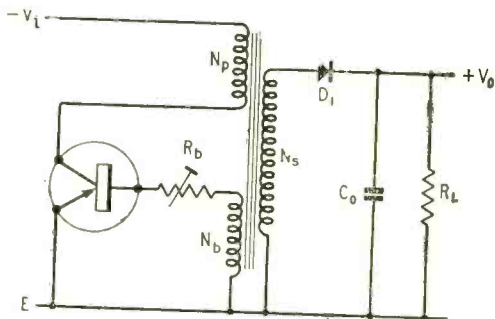


Fig. 1. D.C. convertor circuit.

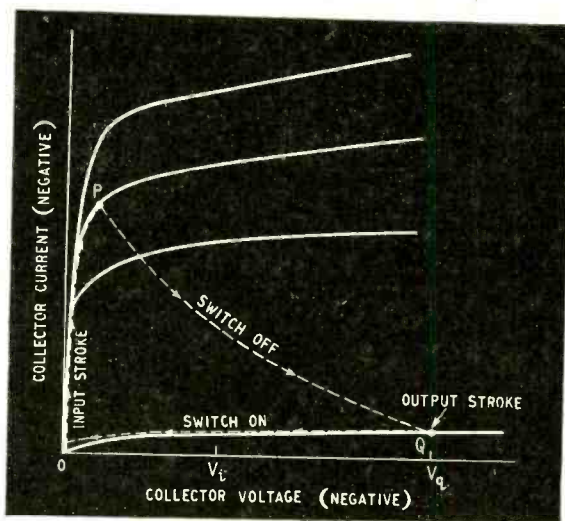


Fig. 2. Locus of transistor operating point.

\* Mullard Ltd.

† Light, L.H. and Hooker, P.M., "Transistor D.C. Convertors," Proc.I.F.E. Pt. B. 1955.

The base voltage therefore decreases. The resulting reduction in bias causes a reduction in collector current. This causes a further reduction in base voltage, and so on, so that by a cumulative action the collector current is cut off. The operating point moves rapidly to Q of Fig. 2.

During the whole of this time (the "on" period), the rectifier  $D_1$  (Fig. 1) remains non-conductive. On the cessation of current through the primary, the flux collapses and the polarity of the secondary voltage reverses. When it becomes equal to  $V_0$ , it is "caught" there,  $D_1$  conducts and transfers the energy stored in the inductance to the capacitor  $C_0$  (and so to the load  $R_L$ ). The secondary voltage then decreases below the voltage across  $C_0$ , and  $D_1$  ceases to conduct. The transistor operating point then returns to 0.

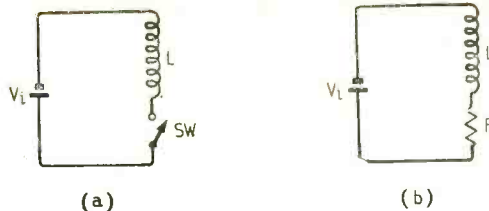
If the circuit were exactly like Fig. 1, the operating point would remain at 0. In order to initiate another forward stroke it is necessary to apply some negative bias to the base. Once this happens, collector current begins to flow, bias voltage is developed across the base winding, more collector current flows, and the transistor rapidly switches on again.

In practice, it is not always necessary to make special arrangements to apply a switching-on bias, because, after the output stroke, stray capacitances discharge through the transformer windings, causing ringing which carries the base negative after a short time. Similarly, when a convertor battery is initially switched on, the resulting current surge will often start oscillation. If, however, a long positive pulse is applied to the base, oscillation ceases.

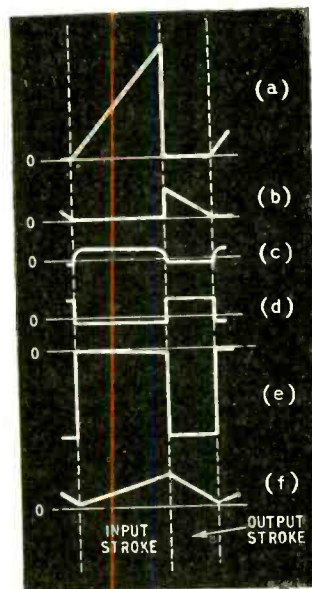
The efficiency of transistor convertors can be very high. In practical arrangements values of 65%–85% are usual. The transistor dissipation is normally only a small fraction of the total power handled. The main losses are in winding resistances, the "on" resistance of the transistor, rectifier losses and transient losses in the transistor. These last require some explanation: we find that every time the transistor is switched off the collector current takes a few microseconds to decay even though the cutting-off voltage applied to the base was sharp. While this current, which is due to hole-storage effects in the transistor, flows, a high voltage already exists on the collector due to the inductance, and the collector dissipation is momentarily high.

## Operating Frequency

Although the energy lost thus per cycle is small, the loss due to these transients can be comparable with other losses or even predominant, depending on the operating frequency chosen. It is therefore desirable to keep the operating frequency low to minimise the transient losses. On the other hand high transformer inductance values are required to attain a low frequency, which in any given transformer volume lead to higher winding resistances and increased losses due to this cause. The operating frequency normally chosen is a compromise giving minimum overall losses, though it can be varied from this optimum to take account of other requirements, e.g., upwards to give minimum size of smoothing components or downwards to give reduced transistor dissipation, when, say, this allows a transistor with a lower rating to be used. The optimum frequency is normally in the range 500c/s–5kc/s, so that transformers with Ferroxcube cores



Above: Fig. 3. Representation of the Fig. 1 circuit when (a) operating point is at 0 (Fig. 2) and (b) operating point is at P.



Right: Fig. 4. Waveforms in Fig. 1 circuit: (a) current in primary, (b) current in secondary, (c) base current (negative), (d) base voltage, (e) collector voltage, (f) flux in transformer core.

are commonly used to keep eddy current losses negligible. Note that the transient loss per cycle can be reduced by increasing the positive voltage existing on the base and decreasing the impedance of the base circuit during the period that hole-storage currents flow. A capacitor shunted across  $R_b$  fulfils both these functions.

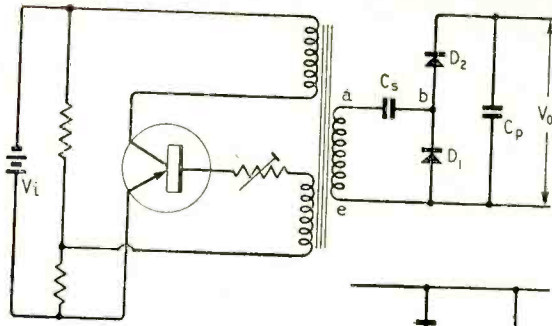
What determines the transformer design? This subject has already been discussed fully† so we will give a mere outline here. The primary inductance determines the operating frequency and is thus chosen to give the optimum or any other desired value. In the calculation of primary turns required, allowance must be made for an airgap in the magnetic path which is usually necessary because of the d.c. magnetisation of the core.

The primary/secondary turns ratio is given by the requirement that the peak collector voltage rating of the transistor is not exceeded. (This ratio does not affect the output voltage because the circuit operates on the ringing and catching principle. We have already seen that the output voltage is determined solely by the power level setting and the load.)

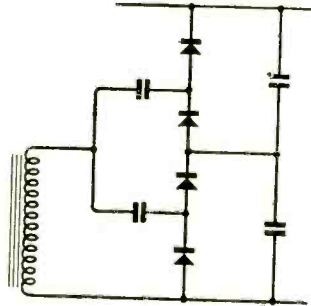
During the output stroke, the collector voltage is the input voltage plus the voltage induced in the primary of the transformer when its secondary is delivering the output voltage, i.e.,  $V_c = V_i + (N_p/N_s) V_o$ . At the same time a voltage  $(N_b/N_s) V_o$  in the opposite sense is induced in the base winding, so that the condition

$$V_i + \frac{N_p}{N_s} \left(1 + \frac{N_b}{N_p}\right) V_o < V_{cb \max}$$

must be met, where  $V_{cb \max}$  is the maximum collector voltage rating.



Above: Fig. 5. Converter with "diode pump" voltage doubler.



Right: Fig. 6. Converter with voltage quadrupler.

The primary/base winding ratio is determined simply by the need to provide sufficient drive for the transistor. The spread between transistors must be borne in mind here.

Push-pull versions of the circuit can be made when the power output required is beyond the handling capabilities of a single transistor. As push-pull arrangements have the advantage that a smaller transformer can be used, they are useful also when utmost miniaturization is aimed at.

### Voltage Multiplier Rectification

When very high voltage-step-up ratios are required, transformer winding difficulties, stray capacitances and leakage inductance all increase. The last two slow down the switch-on and switch-off processes, giving increased losses, while large stray capacitances also cause an appreciable part of the high-voltage energy to be held in the windings, from which it is only partially recovered. It is thus usually better to obtain high voltage ratios by a converter giving a moderate degree of voltage increase followed by a voltage multiplier rectifier system. As the

"diode pump" voltage doubler circuit is the basis of all multiplier systems, we shall make a few observations on the operation of the above converter circuit with "diode pump" output (see Fig. 5). We shall assume that  $C_s$  and  $C_p$  here are large.

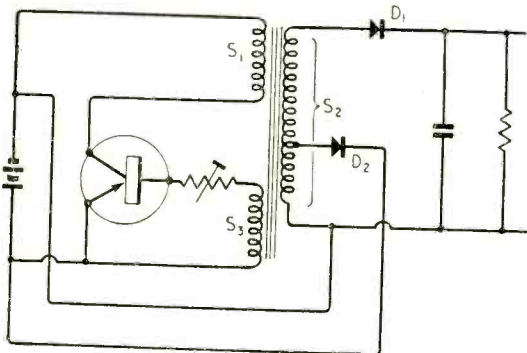
In contrast to the simple circuit, current can now flow in the secondary during the input stroke. By ordinary transformer action point  $a$  then is at  $-(N_s/N_p)V_i$  volts, and current flows through diode  $D_1$  to charge capacitor  $C_s$  to this voltage.

We thus have  $V_{ab} = (N_s/N_p)V_i = V_t$ , say. As before, the transistor switches off at the end of the input stroke, point  $a$  goes positive and its voltage rises until it is arrested by diode  $D_2$  opening. This happens when  $V_{ea} + V_{ab} = V_o$ . Current then flows through  $C_s$  and  $D_2$  to transfer energy stored in the inductance of the transformer into  $C_p$ . The secondary voltage remains substantially constant at its value of  $(V_o - V_t)$  for the whole of the output stroke provided that  $C_s$  is so large that the flow of charge through it does not change the voltage across it by much. Compared with the simple circuit, the secondary voltage during the output stroke is therefore reduced from  $V_o$  to  $(V_o - V_t)$ . The number of secondary turns can be reduced in the same ratio while maintaining the transistor collector voltage the same. The use of a voltage quadrupler circuit, one form of which is shown in Fig. 6, allows a further twofold reduction in secondary turns.

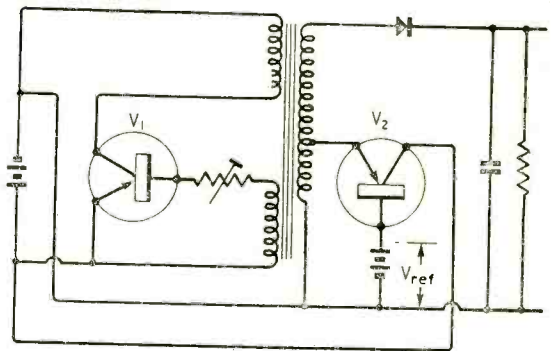
The value of the output voltage  $V_o$  is still a function of the load and of the power-level setting of the converter. The output resistance of the voltage doubler circuit is, however, somewhat lower than that of the simple one, because the part  $V_t$  of the output voltage derived by simple transformer action is independent of the load. The part of the output voltage  $(V_o - V_t)$  derived from stored energy is load-dependent as before.

Negative base bias is usually necessary to start oscillations in voltage multiplier circuits, and this is incorporated in Fig. 5. The bias is required only until oscillations are firmly established, and it is possible to arrange switching so that it is only transiently applied.

While the regulation of the converter can be improved and the output voltage stabilized by conventional means, these all waste much power. It is better to use some internal stabilizing circuit which either returns excess power to the battery or adjusts the power drawn from it to the load requirements.



(a)



(b)

Fig. 7. (a) Converter stabilized against load changes; (b) converter with stabilized output; (both "spill-over" systems).

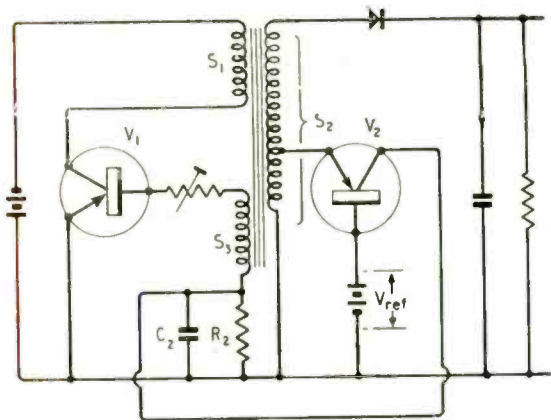


Fig. 8. Converter with feedback stabilizing circuit.

Examples of both methods are shown. The circuits of Fig. 7 return excess energy to the battery; that of Fig. 7(a) reduces the output voltage changes due to load changes, while that of Fig. 7(b) also stabilizes against battery voltage changes.

Consider Fig. 7(a). The tap on winding  $S_2$  is positioned such that when the wanted output voltage appears across  $S_2$  the tap voltage equals the battery voltage. If the load decreases and  $S_2$  therefore generates too great a voltage on the output stroke, current flows ("spills over") through diode  $D_2$ , recharging the battery. This energy drain on the transformer reduces the rise in output voltage. As the battery is used as a reference, no stabilization against changes in the input voltage is possible.

In the circuit of Fig. 7(b) a transistor replaces the diode and a separate reference battery is used. The transistor acts as a gate which opens when the voltage on the tap exceeds the reference voltage.  $\alpha'/(1 + \alpha')$  times the spill-over current then flows via the collector into the supply battery, while the fraction  $1/\alpha'$  flows into the reference battery\*. This circuit thus stabilizes against battery voltage changes and still returns much of the excess energy to the supply battery.  $V_{ref}$  must exceed the maximum input voltage encountered by a fraction of a volt.

True feedback regulating circuits have been devised in which control is applied to the base of the switching transistor to vary the power drawn from the battery, one of them again stabilizing against load variations, while the other, shown in Fig. 8, stabilizes against changes due to all causes. As before, if the output voltage exceeds its nominal value, current flows through transistor  $V_2$  but it now develops a positive voltage across  $C_2R_2$ . This bias reduces the base current of  $V_1$  during the input stroke and thus causes the transistor to switch off at a lower value of the peak input current in the primary. The average input power is thereby reduced. This type of circuit is more efficient than the previous one when there are large variations in load or input voltage.

Transistor power supplies can be made up in a wide range of specifications and their field of application is therefore equally wide. A few examples will illustrate the variety of designs that can be made.

Fig. 9 shows (in front) a very-low-level converter using the OC70 transistor and miniature selenium rectifiers. Operating from a 1.2-volt cell, it is

\* Here  $\alpha'$  is the base-collector current gain of the transistor.

capable of delivering an output of 30V, 100 $\mu$ A which is sufficient to supply two hearing-aid type preamplifier valves or a semi-electrometer valve with h.t. It thus eliminates the relatively expensive miniature h.t. battery commonly used in hearing aids.

Another converter has been designed to give 50V, 3mA, with a 6-V input. It uses the OC72 transistor and its efficiency is about 80%. This type of converter is finding application in "hybrid" radio sets, i.e. sets with valve frequency changer and i.f. amplifier but transistors in the audio side. It supplies sufficient h.t. for the two valves.

A unit capable of some 4W output is also shown in Fig. 9. This uses an OC15 power transistor and




Fig. 9. In front is a low-level h.t. supply unit suitable for hearing-aid type valves, while behind is an h.t. supply which can be used for portable transmitters and receivers. A three-penny bit gives an idea of the sizes.

germanium junction rectifiers to provide an output of 150V, 30mA, at 75% efficiency. One of its many possible applications is as an h.t. supply for small portable transmitters and receivers. Its 12-V input may be derived from the accumulator which supplies the valve heaters. This converter, in common with the others mentioned so far, uses the simple circuit of Fig. 1.

A power source suitable for many types of radiation detector is operated from four 1.2-V mercury cells and can give up to 60 $\mu$ A at 400V or up to 35 $\mu$ A at 700V. It uses the OC72 transistor and selenium rectifiers in the quadrupler circuit of Fig. 6, incorporates stabilization against load changes and has an efficiency of 70% at maximum output.

## Oscilloscope Supplies

Fig. 10 shows a demonstration battery-operated oscilloscope system in which both the 2-kV e.h.t. for the 5-in cathode-ray tube and 150-V line for the simple valve amplifier are derived from the converter mounted on the white panel. The 2-kV, 0.8-mA output is obtained from a voltage quadrupler circuit, while the 150-V, 3-mA line is fed from a tap on the transformer secondary via a single rectifier. The overall efficiency with a 12-V input is 70%.

A converter giving 10kV at 100mA from a 12-V input with 55% efficiency has also been made. A Cockcroft-Walton voltage multiplier with 5 doubler stages was used to generate the output. Both e.h.t.




Fig. 10. Battery-operated oscilloscope system giving both h.t. and e.h.t.

units use the OC15 power transistor and selenium rectifiers. They have applications in portable insulation testers, photo-flash equipment, flashing beacons and as power supplies for photo-multipliers, image converters and cathode-ray tubes.

While all the convertors described above have been designed around the basic circuit of Fig. 1, it must not be thought that this is the only possible one. It has the great advantages of simplicity, good efficiency and non-critical design, but also the shortcomings that by itself it has a high output impedance and that the output depends on the current gain and base resistance of the particular transistor in use, so that the external base resistance must be adjusted to obtain a given output. There will thus be many cases where different circuits are preferable and references to some of these circuits are given below<sup>1, 2, 3</sup>.

It will be seen from the photographs that the size and weight of transistor power supplies are very moderate. This, coupled with their high efficiency, should make their adoption advantageous in many applications where h.t. batteries are required at present. For example, a great saving in weight, volume and running cost is obtained when the e.h.t. supply for a Geiger-Muller tube or photo-multiplier is obtained from a few small l.t. cells and a transistor convertor, or if a convertor allows the h.t. requirements of a small portable transmitter to be drawn from the accumulator which normally supplies the heater power only.

As transistor convertors are already capable of giving an output of several watts (which will no doubt be increased in the future) they cover part of the field over which vibrators are used. The question arises: how do these two devices compare?†

We have seen already that transistor convertors are smaller and lighter. In addition, they are more efficient over quite a range of output power, cause less interference, and offer promise of much longer life and greater reliability than the vibrator. The vibrator,

<sup>1</sup> Uchirin, G. C., and W. O. Taylor. "A new self-excited square-wave transistor power oscillator," *Proc. I.R.E.*, January, 1955, p. 99.

<sup>2</sup> Pearlman, A. R. "Transistor Power Supply for Geiger Counters," *Electronics*, August, 1954, p. 144.

<sup>3</sup> Johnston, D. L. "Transistor H.T. Generator," *Wireless World*, October, 1954, p. 518.

† Grimdsell, G. "The Economics of the Transistor D.C. Transformer," *Electronic Engineering*, June, 1955, p. 268.

on the other hand, scores in that its performance is unaffected by temperature, whereas the transistor convertor has a definite upper temperature limit and its efficiency falls a little with temperature below this. At present, also, the initial cost of the transistor convertor is higher than that of the vibrator unit, although it is expected to become competitive as mass production of power transistors is streamlined.

We see, therefore, that transistor d.c. convertors not only provide a way of stepping up voltages from battery supplies at those low power levels for which

no efficient and convenient method has been known so far, but that they also show substantial advantages over competitive devices at intermediate power levels of some watts. This, together with the flexibility in design which makes it possible to obtain an output of tens, hundreds or thousands of volts at power levels from an odd milliwatt upwards, make them important new tools in the electronic engineer's kit-bag. The designer of miniature and portable equipment, in particular, will find them of the greatest help.

In preparing this article the author has made use of some of the information and diagrams in his paper "Transistor D.C. Convertors" published in Part B of the *Proceedings* of the I.E.E. He wishes to thank the many colleagues whose work has contributed to the study of d.c. convertors.


## Versatile Tape Recorder

THE existence of two conventions (the so-called Continental and British-American) in the direction of recording of dual-track magnetic tapes is often the cause of difficulty when material recorded on one machine is played back on another.

In the "Ericorder" recently developed by the Swedish Ericsson Company the magnetic heads can be turned over, after removing a central fixing screw, to play either top or bottom track. Fine adjustment of the vertical alignment of the gap is effected by turning the head slightly on its base, which can be tilted in any direction by three screws. A hum-compensating coil is mounted near the record/playback head and this

must be reversed whenever the head is turned over.

The machine gives tape speeds of 3½ and 7½ in/sec and will take spools up to 7in in diameter. Control is by push buttons, and there is provision for the usual accessories.



"Ericorder" Type KTB202.



# Colour Television Tests

## *Investigating Possible Defects of the British N.T.S.C. System*

**T**HE main purpose of the first group of experimental colour transmissions which the B.B.C. have been putting out from Alexandra Palace has been to test the compatibility of the British N.T.S.C. system\*—that is, to assess how much the presence of colour information in the signal affects the quality of the pictures and sound on existing black-and-white television receivers. Colour pictures, mainly from slides and films, have been radiated by the low-power transmitters at Alexandra Palace and observations have been made on some thousands of ordinary monochrome receivers. Experimental colour receivers have also been in use, but as so few are available at present no large-scale observations have been made on the quality of the colour pictures.

One of the main points under investigation has been the visibility of the dot structure produced by the colour sub-carrier on existing black-and-white sets. To test for this, and most of the other possible defects, the colour information in the transmitted signal has been switched on and off at 15-second intervals during each slide or film, so that the observers could compare the compatible black-and-white transmission with what is, in effect, a plain black-and-white transmission. The procedure would also show up, for example, whether the presence of


the colour information introduces any degree of "buzz" into the sound channels of the receivers.

Another subject for study has been the tonal gradation of the compatible pictures. The matter has arisen because gamma correction in the N.T.S.C. transmission system is applied to the red, green and blue colour-component signals before they are combined to produce the luminance (brightness) signal. This is not the same thing as applying the gamma correction to the luminance signal itself; consequently when the luminance information is displayed on a black-and-white receiver the overall contrast is not correct. However, the presence of the colour sub-carrier acts to rectify this defect to some extent. The whole question is quite important as it may influence a decision on whether the colour information should be transmitted inside or outside of the normal band.

### Asynchronous Operation

The effect of running the transmitting equipment unlocked to the mains has also been under observation. Here it has been necessary to see whether the picture has been marred by any visible beat effect between the asynchronous 50-c/s frequency and the 50-c/s mains hum in the receiver. There is a danger, too, of a beat pattern being caused by interaction between the colour sub-carrier and the sound carrier. A slide having large areas of colour information has

\*The general principles of this system have already been described in "Transmitting Colour Information," *Wireless World*, August, 1955. Details of the actual colour signal radiated from Alexandra Palace were given in the same issue under the title "Colour Television Standards."



Right: General view of the colour equipment. In the centre foreground is the camera control desk, while the racks to the right of it contain waveform generators, encoding circuits and power supplies. The tall cubicle in the rear centre is a colour monitor using optical superimposition of images from three c.r. tubes, while on the extreme right is another monitor using a 15-in RCA tri-colour tube. On the extreme left is the slide- and film-scanner, of which a front view is shown separately in the left-hand picture.

been used with the intention of showing this up, and the sound carrier has been switched on and off at intervals so that any pattern of this type can be easily identified.

The colour sync signal is yet another possible source of interference. It consists of a short burst of sub-carrier frequency and occurs during the fly-back time of the line time-base; in some black-and-white receivers it might appear as a series of vertical white lines. Here, a caption slide with white letters on a black background has been used as the most likely sort of picture to reveal the effect.

There is also the possibility that the synchronizing of the black-and-white receiver itself may be affected by large amplitudes of colour sub-carrier occurring just before the line sync pulses. Because of the narrow bandwidth of the chrominance signal this colour information could continue after the cessation of the associated luminance information and extend into the sync period, or at least the "front porch" period, perhaps causing line sync pulling. To test for this defect a special slide has been used with a highly saturated colour occupying a few lines at the extreme right-hand edge of the picture.

Further tests are being done to observe the effect of putting a filter in the luminance channel to remove the components of the luminance signal which fall in the chrominance band. This filter improves the colour picture but it may also cause a deterioration of the compatible black-and-white picture. Another network is inserted at the input of the vision transmitter for phasing purposes, to correct the response of colour receivers, and again it is necessary to see whether this affects the quality of the black-and-white pictures.

## Colour Transmission Equipment

The experimental equipment for generating the colour pictures at Alexandra Palace is shown in the photograph. There is a colour slide- and film-scanner designed by the B.B.C. Research Department, and signal coding equipment and colour picture monitors produced by Marconi's. A three-tube colour camera and colour test equipment have also been supplied by this firm.

The B.B.C. scanner works on the flying-spot principle, using a cathode-ray tube with a phosphor which emits light as evenly as possible over the whole of the visible spectrum. The light from the raster is passed through either the slide or the film as desired and the coloured image so produced is split into three separate parts, which contain respectively the red, green and blue information in the picture. This colour analysis is performed by a combination of dichroic mirrors, coloured filters, plane mirrors and lenses. The three colour-separation pictures, which emerge from the analyser as three physically separate rays of light, are then focused on to three photo-multiplier tubes which convert the varying intensities of light into corresponding voltages. The three voltages are then passed through three separate and identical chains of electronic equipment which supply gamma correction, correction for the distortion introduced by the finite decay time of the light from the scanning tube phosphor, and equalization for aperture loss—exactly as in a monochrome flying-spot scanner.

The film transport mechanism is a standard 16-mm projector with a "pull-down" time of about

4 milliseconds. Since the time available for "pull-down" is only 1.4 milliseconds if all the lines of the television picture are to contain information, some picture information is inevitably lost. This loss occurs at the top and bottom of the picture, where about 15 lines come out black. In order to preserve the usual aspect ratio of 4:3 an equivalent area at the sides of the picture is also made black. Synchronism between the film motion and the television picture repetition rate is achieved in a simple way by amplifying the 50-c/s component of the frame pulses and using it to supply power to the synchronous motor of the film transport mechanism.

The signal coding equipment includes special colour waveform generators and circuits in which the luminance and chrominance signals are derived from the incoming three-colour information. The "master" frequency, from which all the other scanning and pulse waveforms are derived, is obtained from a temperature-controlled crystal oscillator working at 2.6578125 Mc/s  $\pm 8$  c/s (the sub-carrier frequency). This is multiplied and divided to produce the double line frequency of 20,250 c/s (i.e. 4/525 times sub-carrier) from which the standard 405-line interlaced waveform is generated. Multiple outputs of line and frame trigger pulses, mixed synchronizing pulses and mixed suppression pulses are available.

The input to the encoder consists of the three gamma-corrected colour-separation signals (red, green and blue) produced by the slide- and film-scanner. The encoder may be considered as performing a single linear transformation of the three incoming signals, red, green and blue, to the other three quantities,  $E_Y$ ,  $E_I$ , and  $E_Q$ , of which  $E_Y$  is the luminance signal.<sup>†</sup> The colour sub-carrier is then modulated by the  $E_I$  and  $E_Q$  signals in such a way that the amplitude of the resultant signal conveys the saturation information and the phase conveys the hue. In the absence of colour information the sub-carrier is suppressed. The complete chrominance signal is added to the luminance which is, of course, in video form. Finally, the synchronizing waveform, including the colour sync burst, is added to produce the complete signal, which is then passed to the transmitter and radiated in the normal way.

Occasionally, readers may have seen on their receivers a pattern of seven vertical bars of different tone values. These are actually colour bars, generated electronically for test purposes, representing known values of amplitude and phase of the sub-carrier.

A few observations on the test transmissions made by *Wireless World* suggest that the sub-carrier dot pattern, although clearly discernible when the picture is examined closely on a good receiver, is not at all objectionable at normal viewing distances. On many receivers, it cannot be seen at all. The "buzz" on sound is negligible and there appear to be no synchronizing difficulties. Tonal gradation seems quite satisfactory. Slow beats resulting from synchronous working have been observed, however, and also diagonal-line beat patterns on areas of high colour saturation. However, it remains for the statistical results to be assessed before a complete verdict can be given.

<sup>†</sup>See "Transmitting Colour Information," *Wireless World*, August 1955, for full explanation.

# LIVING with "HI-FI"

## Equipment Should be Heard and Not Seen

By A. DINSDALE

**A** LOUDSPEAKER cabinet may or may not be a thing of beauty but, if efficient, it is certainly bulky. It poses a problem for the lady of the house when arranging furniture, and more particularly when she wants to rearrange it! Similarly with the other bits and pieces that go to make up a high-fidelity audio system. "Can't you stow them somewhere out of sight, or at least make them less conspicuous?"

So much for the viewpoint of the lady of the house. The man of the house wants his gear where he can get at it—preferably without getting up out of his favourite chair to tune the radio or change a record. And he'd like to get that loudspeaker out of its cabinet and built into the structure of the house somewhere. The question is where—and how? The landlord of a rented apartment is apt to object if the tenant gaily tears out a wall to accommodate the speaker, and not all houses lend themselves conveniently to the purpose in hand. Then there is a little matter of expense, especially if the owner is not gifted with the ability to do the job himself.

The basic equipment involved in this case is a Jensen 15-inch "co-ax" speaker, which used to be housed in a bass reflex cabinet, a Hallicrafters Model SX-42 communications receiver, and a turntable for l.p. records. The loudspeaker curve is supposed to be essentially flat to about 15,000 c/s, while there is a switch position on the SX-42 giving an audio output which is essentially flat to 16,000 c/s. The tuning range of the receiver is continuous

"High-Fidelity Home," in the August issue, described one solution to the problem. Here is another, from an American correspondent, who seized the opportunity for re-modelling the house.

from 550 kc/s to 110 Mc/s, with f.m. available on the two top ranges.

In an apartment, the bass reflex cabinet stood in a corner, with the receiver resting on top of the cabinet. The turntable reposed on an end table beside the speaker cabinet. The distaff side enjoyed the music, but looked with distaste on the unimportant matter of appearance.

### A Fresh Start

When a house was purchased, it was mutually agreed that something must be done about the "hi-fi" equipment—mutually agreed, but for different reasons.

Let's start with the house. It's a very old house, by American standards; that is, it is over 100 years old. It had been neglected for many years. Several windows were broken. Acres of plaster had mysteriously evaporated from the walls. The house lacked many other things which are not germane to the purpose of this article. Sufficient has been written to indicate that a complete re-modelling job was in order.

The ground-floor layout included a largish (by modern standards) living room, off which was a spacious front parlour separated from the living room by French doors. The general appearance was not encouraging, as a glance at Fig. 1 will indicate. The front door of the house opens into the living room, but for some unknown reason a second front door opened into the front parlour, as



Fig. 1. Living room (foreground) and parlour before re-modelling operations started. Note the unwanted front door in parlour.



Fig. 2. Outside view of house. Entrance door to living room is at right rear of porch. Second unwanted door is behind glass-pannelled storm door at front.



Fig. 3. Radio/audio control centre. Hallicrafters SX-42 communications receiver on shelf behind and above end table. Turntable on shelf below receiver. L.P. records filed on fourth shelf from top, at extreme left. Plenty of room for additional equipment.

indicated in Fig. 1. Externally, the arrangement is illustrated in Fig. 2. That second front door was exposed to the prevailing winter gales. It had to go.

Opposite the offending door, 28 feet away, was a living room wall, completely blank except for an opening into the dining room—a wall difficult to do anything with from the viewpoint of the lady of the house. Swiftly and surely an idea dawned. Why not cover the wall completely with bookshelves, with special provision for radio and audio gear at a strategic spot for the master's chair? Take off the French doors to the parlour. Build in the speaker where the door is, which would dead-centre it on the master's chair, a clean sweep through the parlour opening. Motion seconded and approved.

Up went the bookshelves. In went the SX-42 and the turntable. Fig. 3 shows what it looks like today. For tomorrow there is ample and inconspicuous room for such additions as a Williamson amplifier with pre-amp., more modern turntable and pickup, a.m.-f.m. tuner, or what-have-you that the bank account will stand for. In setting up a camera to take the Fig. 3 photograph, consideration was given to moving out the end table and lamp to expose the equipment to better view, but it's supposed to be inconspicuous, so it was photographed as inconspicuously as possible.

### Building in the Loudspeaker

Of course, the day selected to do the job turned out to be cold, but the door came out anyway, despite loud protests about draughts. The wall (of wood construction) was not thick enough to accommodate the loudspeaker, so a jut was built out on to the porch to the extent of 12 inches. This was framed in, sheathed with 1-inch boards and covered on the outside with wood shingles to match the rest of the house, as shown in Fig. 4. Passing neighbours in-


quired if a fireplace was being installed. Admittedly, the jut doesn't look too elegant on the outside, but the responsible parties have to live *inside* the house—not on the porch.

On the inside, a shelf was installed across the bottom of the loudspeaker space to complete the enclosure, which is 16 inches deep. Stubs, 2in×4in, were installed to brace and reinforce the central section of the loudspeaker panel. The inner sides and back of the enclosure were acoustically treated with a liberal covering of loose spun glass (glass wool), secured by means of a staple gun. The result is a loudspeaker enclosure amounting to about 18 cubic feet. Total cost of materials, about \$10.

The speaker itself was installed on a  $\frac{3}{4}$ -inch plywood panel measuring 3ft 6in wide by 4ft high. Because of the cubic footage of the enclosure, a bass reflex port was not cut in the panel. The panel was securely screwed to the 2in×4in wall studs on each side of the old door opening, to the old header above the door opening, and to the 2in×4in bracing stubs and the edge of the shelf at the bottom. Wiring from the speaker to the control centre was run under the floor.

The remaining space below the speaker enclosure was arranged temporarily as shelved cupboard space for odds-and-ends storage; it could be used for a built-in television set. And tomorrow, when one of the new electrostatic speakers becomes available on this side of the pond, the 15-inch Jensen can easily be replaced. For the time being, the finished job is as illustrated in Fig. 5, with the loudspeaker hidden behind the tapestry over the sofa. Again, it was debated whether to photograph the bare bones of

Fig. 4. Compare with Fig. 2. Unwanted door has been removed and loudspeaker enclosure, 16in deep, built out on to porch. This is the rear view of 18-cu ft enclosure.



the set-up but, as we said before, it's supposed to be inconspicuous.

The centre of the loudspeaker is up 5ft 6in from the floor, in the area of the heads of the two figures on the tapestry. Incidentally, it's surprising how much extra brilliance can be obtained by just raising the speaker up from the floor.

So now the master of the house can relax in his favourite chair, reach all controls without getting up, and have his favourite l.p. or f.m. music beamed straight at him across 28 feet of space. The dispersion over the rest of the living room is good. At this distance, the perspective is considerably improved, and the "noise" does not intrude if only low background music is wanted for reading or conversation in the living room.

Oh, yes! That "tapestry" over the speaker. Actually, it consists of a piece of hand-painted burlap (sacking) suspended from an old broom handle the ends of which are decorated with a couple of wooden door-stops! It does not impede sound, and it's decorative. It fools strangers, who can't figure out where the sound is coming from, or who switched it on from where. Incon-




Fig. 5. Compare with Fig. 1. Unwanted door now replaced with loudspeaker hidden behind tapestry over sofa. Speaker beams directly at control centre (Fig. 3) over a distance of 28 feet.

spicuousness has been achieved—and so has technical excellence of performance and convenience of handling. Both bosses of the household are satisfied.

## BOOKS RECEIVED

**Absolute Measurements in Magnetic Recording**, by E. D. Daniel, M.A., A.M.I.E.E., and P. E. Axon, M.Sc., Ph.D., A.M.I.E.E. B.B.C. Engineering Monograph No. 2 giving details of non-magnetic conductor methods of measuring induction normal to the surface of magnetic tape, and of the application of this quantity in deriving specifications of head and tape sensitivity. Pp. 10; Figs. 2. Price 5s. B.B.C. Publications, 35, Marylebone High Street, London, W.1.

**Die Empfangstechnik Frequenzmodulierter Sendungen**, by A. Nowak and F. Schilling. Stage-by-stage analysis of current practice in v.h.f. receivers for frequency-modulated transmissions. Discusses alternative circuits and methods for mixers, limiters, discriminators, etc. Pp. 290; Figs. 131. Price DM 16.50. Fachbuchverlag Siegfried Schütz, Emdenstrasse 5, Hanover, Germany.

**Introduction of TV Servicing**, by H. L. Swaluw and J. van der Woerd. Assumes a basic knowledge of radio circuit fundamentals and shows how this can be applied to the isolation and correction of faults, particularly in receivers for 525- and 625-line transmissions. Includes many photographs of picture abnormalities. Pp. 276; Figs. 326. Price 40s. Cleaver Hume Press, Ltd., 31, Wrights Lane, London, W.8.

**Vacuum Valves in Pulse Technique**, by P. A. Neeteson. Deals primarily with the theory of switching circuits and in detail with variations of the multi-vibrator circuit for this purpose. Pp. 180; Figs. 147. Price 27s. Cleaver Hume Press, Ltd., 31, Wrights Lane, London, W.8.

**Ultrasonic Engineering**, by Alan E. Crawford. Methods of generating high-energy vibrations and their application in dust precipitation, emulsification of

liquids, drilling, soldering and many other operations. Pp. 344+X; Figs. 222. Price 45s. Butterworth Scientific Publications, 88, Kingsway, London, W.C.2.

**Mullard "Ferroxcube."** Reference book for designers, giving characteristics of a range of magnetic ferrite materials and cores, with design data for their use in communication coils and transformers, television line output transformers and deflection coil yokes, rod aerials and for information storage elements in computers. Pp. 130; Figs. 89. Price 7s 6d. Mullard, Ltd., Components Division, Century House, Shaftesbury Avenue, London, W.C.2.

**A Beginner's Guide to Radio**, by F. J. Camm. Practical experiments as an introduction to the theory of simple circuits and the function of components. Pp. 160; Figs. 104. Price 7s 6d. George Newnes, Ltd., Southampton Street, London, W.C.2.

**Regulations for the Electrical Equipment of Buildings** (Thirteenth Edition—1955). Enunciates requirements for safety, and details the means by which these may be met in practice. Includes revised British Standards for rubber, polythene and p.v.c.-insulated cables. Pp. 182+viii. Price 6s (paper bound) or 8s 6d (cloth bound). The Institution of Electrical Engineers, Savoy Place, London, W.C.2.

### PUBLICATION DATE

Owing to the Christmas holiday our printing schedule has been rearranged and the publication of the next issue of *Wireless World* deferred from December 27th until January 3rd

**I**NTERFERENCE from Continental v.h.f. stations is occasionally experienced under abnormal propagation conditions during any month of the year, but it is most likely to occur during the summer months on the television and other v.h.f. services in this country. The interference takes the form of a moving pattern of lines (rather like the "water" pattern in a piece of silk) when it occurs on the vision channel, or of a background of "noise" of various kinds when it occurs on sound. Such interference cannot be said to be by any means a major nuisance, being present over a year for only a very small proportion of the total broadcasting time. It is, for example, negligible in comparison with the interference which regularly takes place after dark on the medium frequency broadcasting band, and is usually noticeable only in the outer fringe of a service area. Nevertheless some consideration of the possibilities of its occurrence, and of the modes of propagation involved, may be of interest.

The interference with which we are concerned comes from Continental stations legitimately operating on the same or adjacent channels as those occupied by the British stations, or from the har-

## Long Distance

### Possibilities of Its Occurrence

monics of Continental stations working in the h.f. bands. The v.h.f. bands affected are Band I (41-68 Mc/s) used for television, and Band II (87.5-100 Mc/s) used for v.h.f. sound broadcasting. Not enough experience has been gained on frequencies above 100 Mc/s for us to deal with them here.

Under normal propagation conditions the interference does not occur, because at distances beyond the radio horizon, *i.e.* in the diffraction zone, the field strength of a v.h.f. transmitter decreases very rapidly with distance. Obviously the actual field of such a transmitter at a distance varies with a number of factors, but we may take it that at a distance of about 200 miles the field of a high power v.h.f. transmitter under normal propagation conditions will be of completely negligible importance as a source of

interference. It is true that some parts of the Continent are nearer than this, but, under the Stockholm Conference of 1952, the allocations of frequencies among European v.h.f. stations were made so that no channel sharing occurred among stations which were so near to each other that interference would result under normal conditions.

The interference arises, then, only when abnormal propagation conditions occur, that is to say when certain meteorological or ionospheric conditions prevail, and it is therefore with these conditions we have to deal here. The conditions are considered to be abnormal only in the sense that they give rise to out-of-the-ordinary radio propagation; it is not implied, for example, that a meteorologist would consider the atmosphere to be in an abnormal state when they exist.

It is not practicable to list here all the stations

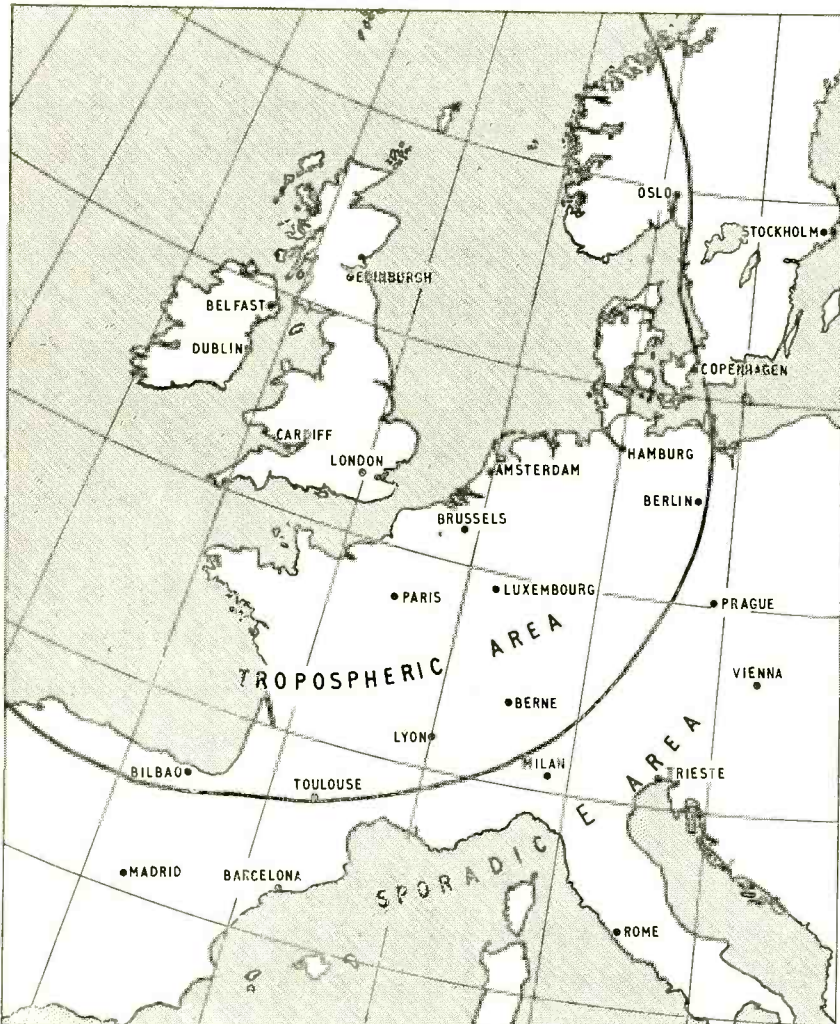


Fig. 1. European areas from which v.h.f. interference may be experienced in U.K. by tropospheric or by sporadic E propagation.

# V.H.F. Interference

By T. W. BENNINGTON\*

## and Modes of Propagation

operating in Bands I and II which might, by modes of propagation which occasionally become operative, cause interference in this country, let alone those that might do so by means of their harmonics, but it is sufficient to say that many such stations exist on the Continent of Europe. Occasional interference may be received, therefore, from stations ranging in distance from about 200 miles to about 1,400 miles from this country, for the small proportion of time when these abnormal propagation conditions prevail. The map of Fig. 1, upon which the curved line indicates a distance of 500 miles from the British coast, may, at this stage, be of interest.

It is appropriate to say at this point that, for a given field strength of the interfering signal, the actual interference caused will be much less serious to the f.m. sound services in Band II than to the television services in Band I. This is because of the "capture effect" in f.m. receivers, whereby the interfering signal is suppressed by the wanted signal unless it exceeds a certain ratio of wanted to unwanted signal. According to Kirke<sup>1</sup> the noise due to the interfering signal is just tolerable when the field strength of the wanted signal is 20 dB above that of the interference, and is completely eliminated when it is 30 dB above it. The comparable figures for the services in Band I are some 20 dB greater than this, and thus they are much more susceptible to the type of interference we are discussing. It would seem, in fact, that the interference in Band II is unlikely to be serious for any appreciable part of the total time.

**Propagation of Interference by Sporadic E:—** Though signals in the v.h.f. bands are not propagated by the normal ionospheric layers (except for short periods at the sunspot maximum) the ionisation density of the sporadic E, which forms fairly frequently within the normal E layer, does become high enough to sustain their propagation. Sporadic E, then, constitutes a possible medium for the propagation of Continental interference to this country, so let us briefly consider some data indicative of its effects.

Sporadic E is detected and examined during the course of the hourly measurements of ionospheric characteristics made at ionospheric stations all over the world. The principal measurement of interest to us is its critical frequency, *i.e.* the highest frequency it will reflect at vertical incidence. This of course, determines the highest frequency on which it will sustain propagation at oblique incidence, and we may take it that sporadic E with a critical frequency of 7 Mc/s will sustain propagation on about 36 Mc/s in the most oblique case possible, corresponding to transmission over a distance of 1,400 miles. Sporadic E with a critical frequency greater than 7 Mc/s, therefore, is capable of propagating interfering signals on frequencies in the v.h.f. bands such as we have under consideration. We may call this the intense sporadic E.

In order to obtain an estimate of the prevalence

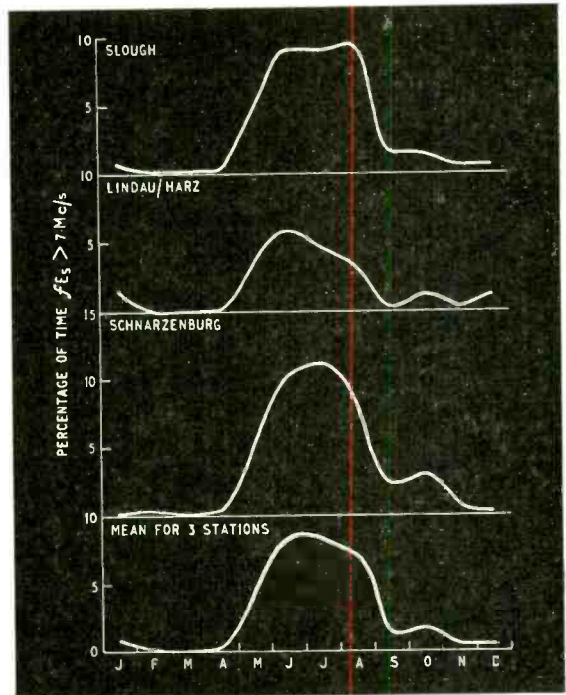


Fig. 2. Monthly variation of intense sporadic E over Europe, mean of monthly values for 1953 and 1954.

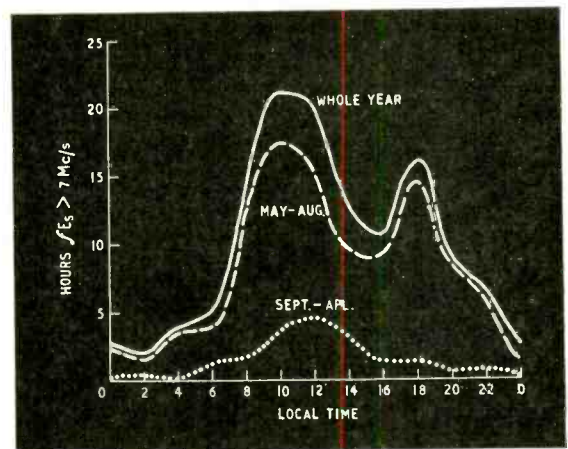


Fig. 3. Diurnal variation of intense sporadic E over Europe; mean hours during each period for three stations for 1953 and 1954.

of such intense sporadic E over Europe the records of three ionospheric stations were examined, namely, those at Slough, England, Lindau/Harz, Germany, and Schwarzenburg, Switzerland. The means of the monthly values for the three stations for 1953 and 1954 were taken, in terms of the percentage of the

\* British Broadcasting Corporation

total time during each month when intense sporadic E was present. The results are plotted in Fig. 2 separately for each station, and as a mean for the three stations. The latter curve is, perhaps, the most significant, and it indicates that, for these three stations—which we may consider as being representative of European conditions—the intense sporadic E was present on the average for much over 1 per cent of the time only during May to August.

Fig 3 gives details of the diurnal variations of the intense sporadic E obtained from the records of the same three stations for 1953 and 1954. In this case it is more convenient to express the prevalence in terms of the mean hours, during the periods shown, when it was present at each hour of the day. It is seen that the intense sporadic E is largely a daytime phenomenon, with a main peak around 1000-1200 hrs. local time and a subsidiary peak at 1800 hrs. From Figs. 2 and 3, therefore, we may consider that it is only during the hours 0600 to 2200 (l.t.), and only during the months May to August, that intense sporadic E is likely to be present for a long enough period of the local time for it to be of much importance in the propagation of interfering signals in the v.h.f. bands.

The propagation characteristics of sporadic E as a function of distance are given in Fig. 4, which shows the percentage of the total time during the summer daytime (0600-2200 hrs May-August) when it was present with an intensity sufficient to sustain propagation on the frequencies indicated over various distances. These curves are plotted from the results of a previous examination<sup>2</sup>, and are based on the Slough measurements only, for the three years 1948-1950. They may, however, be considered to be representative of European conditions during the average summer daytime. From them it would appear that sporadic E with an intensity great enough to propagate frequencies in the v.h.f. bands over distances less than 500 miles is present so infrequently as to be of negligible importance, that for greater distances the proportion of the total time when it might propagate interfering signals decreases rapidly with increasing frequency, but that, up to the distance of 1,400 miles (maximum possible in one hop) it can propagate frequencies up to somewhat above 55 Mc/s for more than 1% of the time.

We may now summarize the properties of sporadic E as regards the propagation of v.h.f. signals from a distance, as derived from the foregoing brief examination of the data. We should expect it to be effective for an appreciable proportion of the total time (appreciably greater than 1%), only from 0600 to 2200 hrs (l.t.) during the months May to August inclusive (this obviously does not rule out occasional occurrences at other times and during other months). It should not be effective over distances of less than 500 miles, but should be so over those between 500 and 1,400 miles, the occasions when it is effective becoming more numerous as distance is increased towards 1,400 miles. Propagation from beyond this distance should occur extremely rarely, for it involves multi-hop transmission. Finally, the frequency of its occurrence should decrease rapidly with increasing frequency, and, though it may occasionally be capable of sustaining propagation on frequencies up to 100 Mc/s, it is unlikely to do so on frequen-

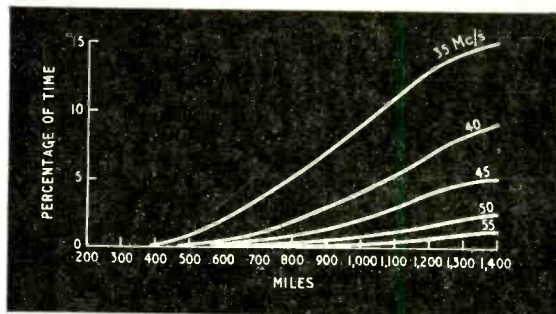


Fig. 4. Percentage of time when sporadic E would sustain propagation over different distances and on different frequencies (based on Slough measurements 1946-1950; 0600-2200 g.m.t.; May-August only).

cies above about 60 Mc/s for more than 1% of the total time at the most favourable times of day and year.

**Propagation of Interference by Inversion Layers in the Troposphere:**—Under normal tropospheric conditions there is a steady decrease in the refractive index of the atmosphere with height, i.e., an absence of discontinuity in its lapse rate, and under these conditions a v.h.f. radio wave follows a smoothly curving trajectory to the radio horizon, and, by diffraction, penetrates to a distance beyond it. The range of a v.h.f. station is thus limited and, in fact, "normal" propagation conditions exist.

Under certain meteorological conditions, however, reflection of the radio energy can take place from points in the troposphere up to about 10,000 ft above the surface, and this energy can reach the ground at points far beyond the station's normal range. It is then that abnormal tropospheric conditions (from a radio propagation point of view) are said to exist, and this condition constitutes a second possible medium for Continental interference.

It is not our purpose here to go into the nature of the phenomena which cause this type of propagation, but rather to consider data indicative of the frequency of its occurrence and of its potentialities as a medium for the propagation of interference. However, according to Saxton<sup>3</sup>, the propagation is liable to occur when an inversion layer lies in the troposphere, somewhere between the surface and the height mentioned above, (mostly between 1,600 and 6,500 ft) from which refraction of the radio energy occurs. In these regions the refractive index decreases with height at a rate considerably greater than normal, due to the lapse rate of temperature with height being less than normal, or even undergoes an inversion, and there may be also a sudden change in the humidity lapse rate. Such conditions are most likely to be brought about by a subsidence inversion (a condition occurring mainly in anticyclones) or by the passage of a cold front. It should perhaps be mentioned that the above is only one of the tropospheric mechanisms by which v.h.f. radio waves can be propagated over abnormally long distances, but it is, nevertheless, the one which is responsible for most of the abnormal propagation we are discussing.

Since abnormal tropospheric propagation is a meteorological phenomenon it might be thought that the weather records would yield the best information as to its occurrence. But the direct



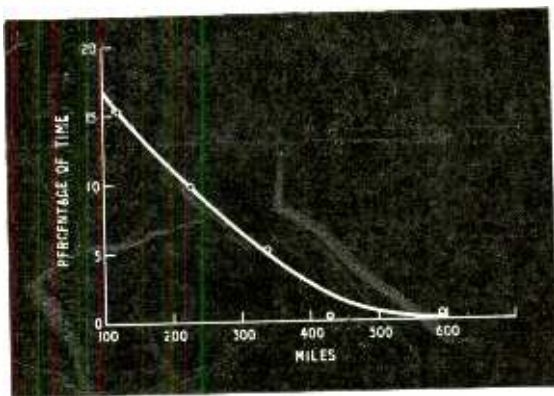


Fig. 5. Percentage of total time when reception by abnormal tropospheric propagation was obtained on 93.45 Mc/s over different distances during Jan.-June 1955.

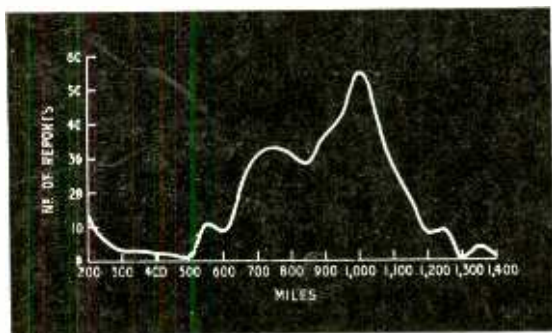


Fig. 6. Relative frequency of reception by abnormal propagation in the band 54-88 Mc/s as indicated by 440 reports of television reception in U.S.A.

application of weather data to radio propagation is difficult. Experience of abnormal tropospheric propagation would seem to indicate that it almost always occurs, in fact, during anticyclonic conditions. But it is difficult to determine the exact extent and intensity of the anticyclonic system that might give rise to such propagation. Again, not all anticyclones (which can occur at all seasons of the year) contain the conditions conducive to abnormal propagation, and an anticyclone which does contain them does not do so throughout its life, but only at certain times. Finally, the calculation of the refractive index from the data obtained from radiosonde ascents, for many different heights and on a long-term basis, is an excessively laborious business, and so we turn to other than weather data for our information.

The best information to be obtained on the occurrence of abnormal tropospheric propagation is, in fact, that resulting from the many experimental results in v.h.f. propagation obtained in this country and abroad, including some published by Saxton<sup>4</sup>.

From these we learn that though, in the case of normal propagation through the troposphere, the field strength at a distance beyond the radio horizon decreases with increasing frequency, yet, so far as the field due to reflection from inversion layers in the troposphere is concerned, there is little variation over the frequency range we are considering here (41-100 Mc/s). We may therefore consider the interfering signal strength not to vary with frequency.

As to the seasonal variation in the occurrence of abnormal tropospheric propagation there seems no doubt, from the results of experiments conducted over many months, that though cases of high field strength due to this may occur during any month of the year, there is a period of little activity in the winter (with perhaps a minimum in February) and then an increase towards a period of maximum occurrence in June/July. This is followed by a period of fairly high occurrence, decreasing towards a low occurrence rate in November. This apparent seasonal variation may, however, be merely due to a variation in the relative prevalence of anticyclones and low pressure systems during the various months, the latter not being favourable to abnormal tropospheric propagation. It is of interest to note that the seasonal variation, as outlined above, is very similar to that in the incidence of intense sporadic E.

From the experimental results it seems to be fairly clear that there is no diurnal variation in abnormal tropospheric propagation conditions over the sea, but a definite one over land, a circumstance brought about, no doubt, by the different heating and cooling rates for land and sea, and thus for their convective effects upon the air lying above them. Over the land the high fields due to abnormal propagation have a minimum occurrence between about 1400 and 1600 hrs (l.t.), rising throughout the evening and night to reach a maximum between about 0400 and 0700 hrs and then falling towards the afternoon minimum. It appears that the inversion layers build up during the night, but are removed during the day.

The percentage of the total time during which signals are likely to be propagated by abnormal tropospheric effects is closely related to the distance, and at distances near that at which the field due to normal propagation would have negligible interfering importance it may be in excess of 10 per cent of the total time. Under abnormal propagation conditions the field strength of a station at 220 miles may be equal to that at 90 miles under normal conditions, and in order to provide the same protection against interference which would exist under normal propagation conditions if stations were spaced by about 200 miles, the spacing would have to be increased to the order of 400 miles under conditions of abnormal tropospheric propagation. Fig. 5 may be of some interest in this connection. It shows, for the period Jan.-June, 1955, the percentages of the total recorded time when reception by abnormal tropospheric propagation was obtained at five stations on the east coast, lying at various distances from a 93.45-Mc/s transmitter located in Holland, during the course of an experiment conducted by the B.B.C. Research Department. Although the values shown are for a period of only six months, and although two of the points lie somewhat off the smooth curve, the curve does represent fairly well the average conditions to be expected, and in particular that the distance at which it falls appreciably lower than 1 per cent, namely at about 500 miles, represents the limiting distance in these latitudes for the propagation by abnormal tropospheric propagation of troublesome interference.

We may now summarize the main effects of tropospheric inversion layers on the propagation of v.h.f. signals over abnormal distances, so that we may compare them with those of sporadic E. We should expect them to be effective for an appreciable proportion of the total time mainly during the summer

months, the period of maximum occurrence probably being June to September, with occasional occurrences during any month of the year. It should be of less frequent occurrence over the land during the day than during the evening and night, though not over the sea. They should be effective for the greatest proportion of the total time at distances near the normal range of the transmitter, decreasing with distance to become effective during only a negligible proportion of the total time at about 500 miles. They should be almost equally effective over the whole range of frequencies we are considering, *i.e.*, 41-100 Mc/s.

**Conclusion:**—Referring to the map of Fig. 1 we may conclude that the curved line at 500 miles represents, very roughly, the outer boundary of the Continental area from which we should expect occasional v.h.f. interference in this country by way of inversion layers in the troposphere, and the inner boundary of that by way of sporadic E.

A study made by Smith<sup>5</sup> in the United States is of interest in confirming this view. He examined a number of reports of the reception of television stations over distances greater than 200 miles and the curve of Fig. 6 may be taken as representing his findings for 440 reports of reception of stations in the frequency range 54-88 Mc/s, and which shows their distribution with distance out to 1,400 miles. Smith ascribes the reception reported over distances of 200-500 miles as being due to abnormal tropospheric propagation, and that over distances greater than 500 miles as being propagated by sporadic E. As seen the frequency of reception decreased over the distance 200 to 500 miles, and then, when sporadic E propagation became effective, it increased again. The most frequent reception by sporadic E occurs at 1,000 miles rather than at greater distances, because, according to this author's explanation, the transmitting and receiving aerials radiate or receive little energy at the low angles corresponding to the greater distances for one-hop transmission.

In this country, however, it would appear that reception of v.h.f. signals over abnormally great distances occurs far more frequently by way of tropospheric inversion layers than by way of sporadic E. During the months May-July, 1955 (a period of exceptionally favourable conditions for such propagation) reception of Continental stations in the frequency range we are considering was observed at the B.B.C. Tatsfield receiving station on 46 days. Classifying these days of reception it would appear that the propagation of the signals occurred as follows:—

By abnormal tropospheric propagation alone	69.6%
By sporadic E alone	15.2%
By both mechanisms together	15.2%

This predominance of abnormal tropospheric propagation over that by sporadic E may, however, be due to the fact that many of the receptions were of signals in the 87.5-100-Mc/s band, where the intense sporadic E would, in any case, be unlikely to sustain propagation. It is not implied, either, that all these receptions were of signals of sufficient strength to have been capable of causing interference.

Summing up, we may say that, mainly during the summer months, a certain amount of Continental interference is to be expected on the v.h.f. services in this country, though for a relatively small proportion of the total time, and generally only noticeable in the fringe of the service areas. Some of it is due

to propagation by intense sporadic E, and, since the field strength and occurrence rate are greatest at distances near 1,000 miles it would appear impossible to take this into account in the spacing of co-channel stations. To do so would result in a completely wasteful frequency usage situation. It has, however, an occurrence rate which decreases rapidly with increasing frequency and, as shown in Fig. 4, is not likely to approach 10% even on the lower frequencies in Band I. A value near 5% may be reached on these frequencies during summer daytime only which, of course, represents an annoyance factor during this period. So far as tropospheric propagation is concerned the spacing of co-channel stations throughout Europe is already such that, generally speaking and neglecting a few cases of expediency, their signals are protected for 90% of the time, which allows for a certain amount of abnormal propagation. We have discarded the last 1% as being of little importance, so we are, in fact, concerned with the effects of interference occurring between 1% and 10% of the time. This, as we have seen, is concentrated mainly over the months June to September. So far as the v.h.f. sound broadcasting services in Band II are concerned it is, for the reasons given earlier, unlikely to be serious for any important proportion of the time. In Band I, however, it remains an annoyance factor, though the question of what, in this case, constitutes tolerability is a subjective one, and so cannot be decided here. Taking the year through, however, it would seem that one cannot regard the present situation as giving rise to intolerable reception conditions.

#### REFERENCES

- <sup>1</sup> H. L. Kirke, "Frequency Modulation: B.B.C. Field Trials," *B.B.C. Quarterly*, July 1946, p. 7.
- <sup>2</sup> T. W. Bennington, "Propagation of V.H.F. via Sporadic E," *Wireless World*, Jan. 1952, p. 5.
- <sup>3</sup> J. A. Saxton, "The Propagation of Metre Radio Waves Beyond the Normal Horizon, Part I," *Proceedings I.E.E.*, 1951, 98, Part III, p. 360.
- <sup>4</sup> J. A. Saxton, "Long-Distance Propagation in Relation to Television in the United Kingdom," *Proceedings I.E.E.*, 1952, 99, Part III, p. 294.
- <sup>5</sup> Ernest K. Smith, Jr., "The Effect of Sporadic E. on Television Reception," *Radioelectronics*, June 1953, XXIV, p. 54.

## STUDENT EXCHANGE

SINCE its foundation in 1948 the International Association for the Exchange of Students for Technical Experience has made it possible for over 22,000 students from 21 countries to obtain technical experience abroad during the summer vacations. Last summer 5,153 went abroad, an increase of 886 on 1954's figure. By far the largest number of students were sent by Germany (1,184) of whom 362 went to Sweden and 112 came to this country. Of the 644 sent from the U.K. more went to Sweden than to any other country. The countries receiving the largest numbers of students were Germany (1,043), Sweden (1,037) and Great Britain (728).

Although there is no direct reference in the latest report to the number of students who were engaged in electronics and radio, it is obvious from the lists of companies and organizations who participated in the scheme, that light current engineering was well represented.

The work of the I.A.E.S.T.E. is co-ordinated by J. Newby, at Imperial College, South Kensington, London, S.W.7.

# NYQUIST'S DIAGRAM

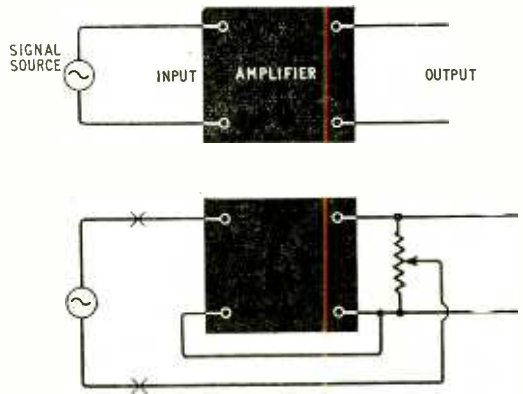
Where and Why it Comes into Negative Feedback

By "CATHODE RAY"

ALTHOUGH the archives show that on quite a number of occasions my theme has been negative feedback, I somehow seem to have got through them all without ever once uttering the magic name "Nyquist." To pukka students of the subject such an omission must seem quite scandalous (typical, in fact, of "Cathode Ray"), but having early examined Nyquist's celebrated treatise\* I became possessed of a firm conviction that the less of it was transferred to the pages of *Wireless World* the better. However, even the wisest owl changes colour with the arrival of spring (as Kai Lung might have said), and all this enthusiasm for hi-fi—to say nothing of servo mechanisms—is bound to bring more and more people face to face with Nyquist. Unprepared encounters are apt to prove embarrassing, so I now consider it a good thing to demonstrate to the veriest beginners that despite the esoteric terms of its original presentation the Nyquist idea is a very simple and helpful one.

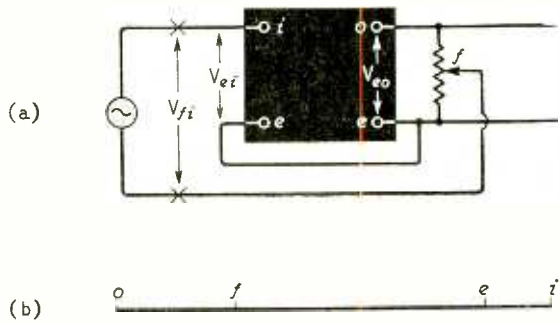
Fig. 1(a), then, shows an amplifier as a box with input and output terminals; its voltage amplification or gain is customarily denoted by  $A$ , which means that for every signal volt applied to the input terminals we get  $A$  volts at the output terminals. Now if we take some fraction  $B$  of the output voltage and connect it in series with the input terminals, as at (b), the gain of the amplifier itself, reckoned between the same two pairs of terminals as in (a), is still  $A$ . But for practical purposes the feedback connection is really part of the amplifier, so the input terminals are now those marked  $XX$ . The gain that is effective between them and the output terminals is distinguished as  $A'$ . If we try to calculate  $A'$  in terms of  $A$  and  $B$  by supposing that the signal source delivers 1 volt to the new input terminals, we find it rather awkward. It is much easier to work from the known fact that 1 volt at the original input terminals yields  $A$  volts at the output. The voltage fed back is then  $AB$  volts. If we look again carefully at Fig. 1(b) we will see that from the point of view of the signal source the fed-back voltage is connected upside down, and so to be strictly correct the voltage between the terminals  $XX$  (which is the voltage the source has to supply) is  $1 - AB$ .† If, as we are supposing, the voltage fed back is negative, this is expressed by making  $AB$  negative, which cancels out the minus sign in  $1 - AB$  and makes  $1 - AB$  greater than 1.

Seeing that it is negative feedback we are talking about, surely it would be less confusing if we were to combine the two minus signs at the start, once for all, and call it  $1 + AB$ ? As a matter of fact, when dealing with the thing in the February 1946 issue that is just what I did do. But later (May 1949) we went on to take account of the fact that however deter-



(a) (b)

Fig. 1. (a) represents an amplifier without feedback, and (b) the same amplifier with feedback, part of the output voltage having been tapped off and returned to the input. For the feedback to be negative with this particular circuit, the output must be in opposite phase to the input.



(a) (b)

Fig. 2. (a) is a repetition of Fig. 1 (b) with terminals labelled and voltages marked correspondingly. (b) is a vector diagram of these voltages, assuming the feedback is perfectly negative.

mined one's intentions to make feedback exclusively negative it nevertheless at some frequencies inevitably becomes positive. This is far from being an academic refinement of thought; it forces itself on the attention of everyone who applies negative feedback to practical multi-stage amplifiers. So in the end it may pay to be strictly correct about our signs and use negative values of  $AB$  to denote negative feedback. That being so, the input voltage (for each volt at the original input terminals) must be  $1 - AB$ . The corresponding output voltage being  $A$ , we have

$$A' = \frac{\text{output voltage}}{\text{input voltage}} = \frac{A}{1 - AB}$$

This may well be called the Ohm's law of feedback, in that it must be familiar to anyone who knows anything at all of the subject. But there is at

\* "Regeneration Theory," *Bell System Technical Journal*, 1932, p. 126. Incidentally, I wonder how many who glibly refer to the "Nyquist criterion" have ever digested this paper!

† If in point of fact we don't see this, it just shows how necessary it will be to invoke the aid of Nyquist.

least the possibility that some of you (a) are completely new to negative feedback, or (b) have been muddled by what I have just said about minuses, or (c) though aware of the formula just quoted lack a really clear picture of what it means. It is precisely to supply such a picture, and to keep one right about signs, that Nyquist's celebrated diagram is a help.

It is based on the familiar practice of representing alternating voltages (or currents) by straight lines at appropriate angles; vectors, in fact. The advantages of this procedure were explained in "Vectors Again" (July, 1954). In Fig. 2 the signal voltage  $V_{ei}$  applied between the terminals now labelled  $ei$  is represented by the length of the line  $ei$ . The phase of the voltage is represented by the line's angle, and as this is the first voltage to be considered we can make it what we like; the custom is to point the line at "3 o'clock," which is the conventional zero angle.

### Vector Directions

The vector representing the output voltage,  $V_{eo}$ , must obviously be  $A$  times as long as  $ei$ . But what about its direction? Well, with the circuit shown, in order to make the fed-back voltage  $V_{ef}$  negative with respect to  $V_{ei}$ ,  $V_{eo}$  must also be negative, which is represented by drawing  $eo$  in the opposite direction to  $ei$ .

The fraction of  $V_{eo}$  fed back—in other words  $V_{ef}/V_{eo}$ —is what we call  $B$ . For example, if  $B$  were  $\frac{2}{3}$ ,  $f$  would have to be drawn two-thirds of the way along  $eo$  from  $e$ , to represent the fact that the feedback terminal  $f$  in the circuit is tapped two-thirds the way up the potential divider across the output terminals  $eo$ . (In practice,  $A$  is usually so large that  $o$  in a vector diagram drawn to scale would be right off the paper; however, for most purposes  $o$  is not needed, and  $B$  is usually a small enough fraction to bring  $f$  within reasonable bounds).

Because the signal source is connected between terminals  $f$  and  $i$ , the voltage it has to supply is  $V_{fi}$ , represented on the vector diagram by the line  $fi$ . This diagram having been drawn with the feedback voltage vector  $ef$  in the opposite direction to  $ei$ , to represent negative feedback, it shows without the need for any further effort of the mind that the signal input voltage is now greater than it was in Fig. 1(a) for the same output voltage. The distance  $eo$  represents to scale this constant output voltage;  $ei$  represents the required input voltage without feedback, so that the gain without feedback (a) is represented by  $eo/ei$ . Distance  $fi$  represents the required input voltage with negative feedback, and is clearly equal to the original input voltage augmented by the fed-back voltage. The overall gain now ( $A'$ ) is represented by  $eo/fi$ , which is less than  $A$ —usually much less.

I need hardly say that reducing the gain of an amplifier is not the main purpose of negative feedback; on the contrary, it is the price that has to be paid for the advantages—reduced distortion, etc.—which have so often been explained. But for design purposes it is most important to know how much the gain is reduced by feedback—the more so because it happens that distortion is usually reduced in the same ratio. The vector diagram enables this important ratio to be visualized. For the gain is inversely proportional to the input required for a given output. So  $A'/A$  appears on the diagram as  $ei/fi$ .

As I said, once the common-sense step has been

taken of drawing  $ef$  in the opposite direction to  $e$  for negative feedback, the diagram relieves one of all further thought on the subject of plus or minus signs, and there is no possibility of confusion. But to satisfy ourselves that there is indeed a perfectly sound and logical basis for this, let us compare it in detail with the formula we have already arrived at, namely  $A' = A/(1 - AB)$ .

In the voltage notation of Fig. 2 (a),  $A'$  is  $V_{eo}/V_{fi}$ . In the same way,  $A = V_{eo}/V_{ei}$ . So  $V_{eo} = AV_{ei}$ . Substituting this in the equation for  $A'$ , we get  $A' = AV_{ei}/V_{fi}$ . Now  $V_{fi} = V_{fe} + V_{ei}$ , and as  $V_{fe} = -V_{ef}$  (note that point particularly)  $V_{fi} = V_{ei} - V_{ef}$ . But  $V_{ef}$  is  $B$  times  $V_{eo}$ , and therefore  $AB$  times  $V_{ei}$ , so we can put all these things together to give  $A' = AV_{ei}/(V_{ei} - ABV_{ei})$ ; and dividing above and below by  $V_{ei}$  (which is the same thing as making  $V_{ei} = 1$ ) we get  $A' = A/(1 - AB)$  as before.

The last part of the process is represented in the diagram by choosing the scale so that  $ei = 1$ . This is very convenient, because to the same scale  $eo = A$  and  $ef = AB$ . Note again that  $fe$  must therefore be  $-AB$ , so that  $f_i = 1 - AB$ . Putting the feedback equation into the form  $A'/A = 1/(1 - AB)$ , the diagram shows the  $A'/A$ —the ratio of gain with feedback to gain without—is represented by  $ei/fi$ , as we have already seen.

I have now gone through the same chain of argument in at least three different ways, not just to fill up the space, or because I imagine *Wireless World* readers to have a phenomenally low IQ, but because it is worth taking time, even if one thinks one understands negative feedback, making sure that its basic principle is firmly and clearly in the mind, and that any confusion of thought between  $1 + AB$  and  $1 - AB$  has been removed.

With the particular feedback circuit shown in Fig. 2,  $B$  is obviously positive, because  $V_{ef}$  is just the same as  $V_{eo}$ , only smaller. So to make  $AB$  negative (for negative feedback)  $A$  must be negative, which means that the output voltage must be opposite to the input—as shown in the vector diagram. This is automatically achieved by using one ordinary stage of amplification—or any odd number, but three would be the only practical alternative to one. With two stages,  $A$  would be positive; so  $B$  would have to be made negative by using a phase-reversing transformer or a different input circuit.

Suppose however our Fig. 1 amplifier had two stages, so that  $A$  and  $B$  were both positive; or a single stage with a reversing transformer, so that  $A$  and  $B$  were both negative. In either case it would make  $AB$  positive, which is represented by drawing  $ef$  in phase with  $ei$  as in Fig. 3. Because this feedback



Fig. 3. This vector diagram for Fig. 2 (a) shows perfectly positive feedback.

is positive, we would be wise to apply it with caution, making  $ef$  at first very small—certainly less than  $ei$ . The effect, of course, would be to make  $fi$  smaller; in other words, to reduce the input from the signal source needed to yield a given output. So  $A'$  would be greater than  $A$ . The same conclusion results from using the formula, for making  $AB$  positive makes  $1 - AB$  less than 1.

If we gradually increase  $AB$  until it is equal to 1, so that  $f$  on the diagram coincides with  $i$ , then  $1 - AB = 0$ , and  $fi = 0$ , and nothing at all is required from the signal source in order to maintain the same

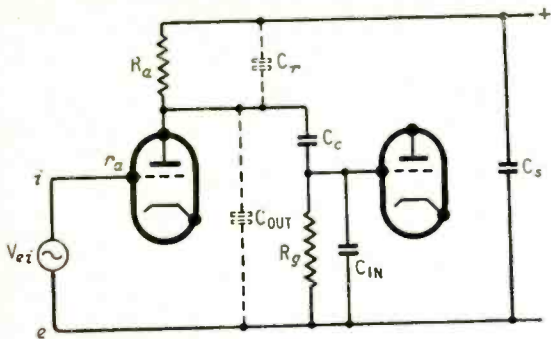


Fig. 4. Circuit diagram of a single resistance-coupled stage of amplification, with stray capacitances shown dotted.

output as before. In other words, the amplifier is self-oscillating. That is all right if an oscillator is what we want; but if not, not.

The inevitable curious reader will want to know what happens if he makes AB greater than 1. That is (as he probably meant it to be) rather a tricky question; hence the serious outbreak of mathematics in Nyquist's original paper. But in the circumstances we are considering it would mean that the output voltage would continuously increase, probably at an extremely fast rate. Obviously that could not go on for long; the valves in the amplifier would quickly overload and pull A down until AB was equal to 1; then (apart from special conditions that might cause squegging) the thing would go on oscillating at a higher than original level of output.

### Difficult Phase Relationships

Now although to my simple mind the vector diagram would justify itself even if confined to the situations pictured in Figs. 2(b) and 3, because of the help it gives in visualizing the paramount significance of  $1-AB$ , the real high-power brains would describe these contemptuously as "trivial" cases. They would point out quite rightly that all the calculations can be performed by simple arithmetic, using the formula. It is when the phase relationships are other than simple + or - that the diagram really comes into its own. And as in practice these other phase relationships are bound to exist, in spite of all we can do to the contrary, we have, as it were, seen nothing yet.

Take high-quality audio amplifiers, for instance. To rank as high-quality they have to use considerable negative feedback. They are designed to be as independent as possible of frequency, so as to handle all frequencies equally, at least within the audible range. What happens to them outside the audible range might seem to be nobody's business. But not where feedback, intentional or otherwise, occurs, as was soon discovered when negative feedback began to be used in a big way.

There are bound to be stray capacitances across coupling impedances; for example, those denoted in valve-makers' data by " $C_{in}$ " and " $C_{out}$ ." These reduce the effective coupling impedances at the higher frequencies, so that A at those frequencies is less. By minimizing stray capacitances and using moderate-valued resistors as coupling impedances—and employing negative feedback—any reasonable amplifier designer can ensure that the

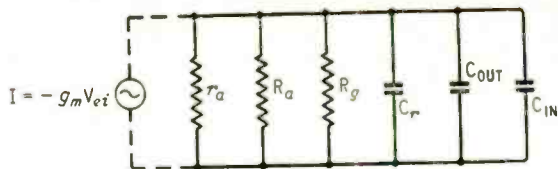


Fig. 5. At frequencies high enough for  $C_c$  and  $C_s$  in Fig. 4 to offer negligible impedance, all the components are effectively in parallel with one another and with a current generator equivalent to the valve.

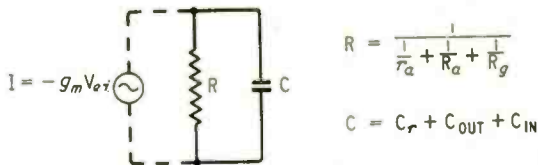


Fig. 6. The separate resistances and capacitances in Fig. 5 can be replaced by R and C as shown here.

amplification remains almost perfectly constant up to the highest audible frequency. But somewhere higher still the stray capacitances inevitably take charge and cause A to plunge.

Again, unless direct coupling is used, there is a similar cut-off below the lowest audible frequency, owing to the series impedance of the coupling capacitors. And the output transformer steepens the cut-off at both low and high frequency ends.

If the only effect of these things on A were to cause it to diminish, there would be nothing to worry about, for the reduced feedback resulting therefrom would release more of the input signal for amplifier duty, and so keep A' nearly up to standard. But before stray capacitances, etc., have any appreciable effect on the amount of A, they have begun to shift its phase. To cope with phases other than the  $0^\circ$  and  $180^\circ$  we have had hitherto, one has to interpret A and B in the basic formula as complex quantities†—things with  $j$  in them, which cannot just be added or subtracted in a simple straightforward way. While one should certainly acquire the  $j$  technique, it is often easier to solve problems graphically by means of the vector diagram. If the diagram was a help in visualizing the simple Fig. 2 and 3 cases even when they were actually worked out by arithmetic, much more is it a help in cases worked out by complex algebra.

Fig. 4 shows for example the relevant parts of one resistance-coupled stage, in which stray capacitances are shown dotted. At high frequencies the impedance of  $C_c$  is negligible and can be regarded as a short-circuit, bringing  $C_{out}$  and  $r_a$  (the valve's anode resistance) in parallel with  $R_g$ .  $C_s$  is the smoothing capacitance, and it, too, is effectively a short-circuit, bringing  $R_a$  and  $C_r$  in parallel with the others. So in the equivalent circuit (Fig. 5) all the resistances and capacitances are in parallel, and can be lumped together as a simple CR circuit (Fig. 6). To represent the valve in a parallel system, it is more convenient to adopt the equivalent current generator‡ than the familiar voltage generator. The amount of current it yields per volt of  $V_{ei}$  is what is well-known as the valve's mutual conduc-

† "The Complex Number," February 1953, p. 79.  
‡ "That Other Valve Equivalent," April 1951, p. 152.

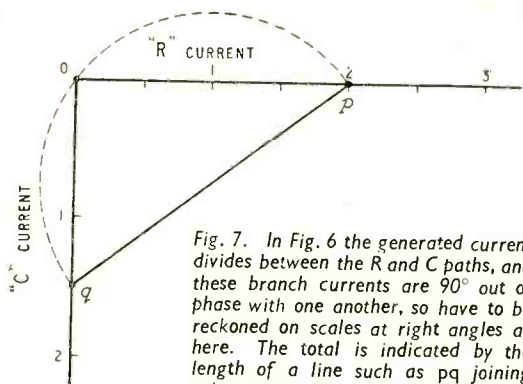


Fig. 7. In Fig. 6 the generated current divides between the R and C paths, and these branch currents are 90° out of phase with one another, so have to be reckoned on scales at right angles as here. The total is indicated by the length of a line such as pq joining points representing the branch currents.

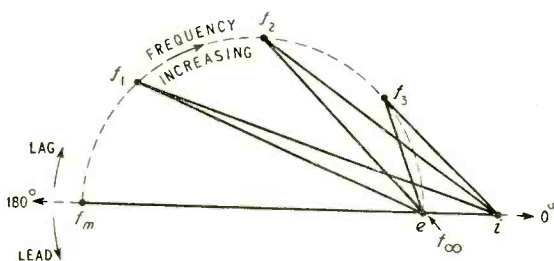


Fig. 8. If the feedback vector diagram for a single-stage amplifier with a single CR combination is plotted for various frequencies, the track traced out by the point *f* representing the potential of terminal *f* forms a semicircle as shown here dotted. This semicircle is a simple example of half a Nyquist diagram.

tance,  $g_m$ , which we assume to be constant. The output voltage it causes is calculated by multiplying this current by the impedance of R and C in parallel—or alternatively by multiplying the current through R only by R. Over most if not all of the a.f. band, C should be negligible, making the output voltage per volt of  $V_{ei}$ , which is A, equal to  $-g_m R$ . The minus sign indicates that the output is opposite in phase to the input, both being looked at from the same point—say the cathode. So if we draw a vector diagram to represent this situation, with  $V_{ei}$  kept constant at 1 unit (whether 1 volt or 1 millivolt or some other unit, we don't have to know) and zero phase angle, we choose the scale so that  $ei$  is 1 unit long, and then know where to put  $o$ , because  $eo$  represents A, which at these frequencies is  $g_m R$  units to the left. And if we have decided on how much to feed back, we can plot that fraction (B) of the distance along  $eo$ . The vector  $ef$  represents AB, as before.

### “C” and “R” Currents

At frequencies high enough for C to pass appreciable current, such current must be deducted from the constant current  $g_m$  to show how much is left for R. But because the current through C is quarter of a cycle (90°) ahead of that through R, it cannot be subtracted from  $g_m$  in a simple arithmetical manner. Scales of “C” current and “R” current have to be drawn at right angles to one another, as in Fig. 7. For example, if the current through R is 2mA and that through C is 1½mA, the total is indicated by the length of the line joining  $p$  to  $q$ .

It happens to be 2½mA. The lines from  $p$  to  $o$  and from  $o$  to  $q$  can be regarded respectively as current vectors, because not only are their lengths proportional to the currents but  $oq$  is 90° ahead of  $po$ , according to the standard convention that a.c. vectors rotate anticlockwise.

If we wanted to find all the possible values of currents through C and A, given that the total was constant at 2½mA, we could stick a couple of pins 2½ scale units apart and hold a card bearing the right-angle scales against them, at the same time turning it around. The track—or locus, as it is officially termed—traced out by the corner  $o$  turns out to be a semicircle, as shown dotted in Fig. 7, where  $p$  and  $q$  mark the two pins. This result could have been foreseen if we had remembered the proposition in geometry about the angle between the lines joining any point on a circle to the ends of a diameter being always a right angle. Anyway, it is very useful just now, because the voltage across a resistance is proportional to and in phase with the current through it. So  $pq$  can be regarded as representing the voltage across R at frequencies at which C can be neglected, and  $po$  the same voltage at some higher frequency. What goes for the whole voltage A also goes for its constant fraction AB. So  $pq$  in Fig. 7 can be identified with  $ef$  in Fig. 2(b). The effect of raising frequency, then, is seen to cause the point  $f$  to move around in a semicircle, finally ending at  $e$ , where it represents an infinitely high frequency, at which R is dead-shortened by the zero reactance of C.

This is illustrated in Fig. 8, where  $f_m$  marks the original diagram, for medium frequencies, and  $f_1$ ,  $f_2$  and  $f_3$  represent successively higher frequencies, ending up with  $f_\infty$  for infinite frequency. If the position of  $f$  for very low frequencies were plotted, the effect of  $C_0$  in Fig. 4 would make it trace out a lower semicircle from  $f_m$  to  $f_0$  coinciding with  $f_\infty$ , completing a circle. This circle is the Nyquist diagram for this particular amplifier circuit. As we shall see later, a circle is only one of the shapes a Nyquist diagram can take.

In Fig. 8  $ef$  represents a constant fraction of the output voltage, so the diagram helps one to visualize how the output changes in magnitude and phase with rising (or falling) frequency. At first, moving from  $f_m$  to  $f_1$ , the voltage diminishes only slightly, although the phase alters considerably. Beyond about  $f_2$  it is the voltage that falls off rapidly and the phase comparatively slowly. This is how the output would vary, given a constant input voltage (represented by  $ei$ ) and no feedback. The input with feedback is represented by  $fi$ , which varies, and we can see that the angle between the output and it is much less than without feedback ( $ei$ ). At least, it is until the amplifier has nearly gone out of business, near  $f_\infty$ .

Another thing the diagram shows clearly is that the more feedback is used the smaller the phase shift. To go to extremes, if, in comparison with the fed-back voltage  $ef$ ,  $ei$  were negligibly small, the output and input voltage vectors would almost coincide. Still another thing is that the ratio of output to input ( $A'$ ), represented by  $ef/B$  and  $fi$  respectively, changes far less than that of  $ef/B$  to  $ei$ .

A helpful technique is to take particular notice of the frequency at which the reactance of C is equal to the resistance R. Then both C and R pass equal

currents, so  $f$  is equidistant from  $f_m$  and  $f_{\infty}-f_2$  looks about the right spot. The geometry of the diagram shows that without feedback the output voltage is  $1/\sqrt{2}$ —say 0.707—times what it was at  $f_m$ , and its phase is  $45^\circ$  behind. The frequency at which this occurs is often called the turning frequency, so we shall denote it by  $f_t$ . How do we find it? Since the reactance of C is  $1/2\pi fC$ , and at  $f = f_t$  we have  $1/2\pi f_t C = R$ ,  $f_t = 1/2\pi CR$ , and can be calculated if we know the circuit values. It is, let us remember, the frequency at which the output drops by just on 30%, which incidentally is 3dB—just about enough to be noticeable.

The amount that negative feedback reduces relative output loss and phase shift can be calculated by drawing a Nyquist diagram to scale. If you would like an example to work on, assume the valve has a  $g_m$  of 6mA/V, an  $r_o$  of 10k $\Omega$ , and a load resistance of 4k $\Omega$  shunted by 0.002 $\mu$ F. The problem is to find the turning frequency for the valve used as an ordinary earthed-cathode stage, and the actual loss and phase shift at that frequency when used as a cathode follower. Answer next month. And until next month, I am afraid, we shall also have to leave the more interesting uses of the Nyquist diagram in connection with multi-stage feedback.

# Electronic Digital Computers

## 2.— Control Circuits for Automatic Operation

By A. A. ROBINSON,\* M.A., Ph.D., A.M.I.E.E.

**T**HE great speed of calculation attained by electronic computing circuits would be wasted if it were necessary to wait after each elementary step for a human operator to give instructions for the next one. There are two ways of avoiding this difficulty. In the first the sequence of operations is fixed by the circuits and connections. A computer depending on this form of control is a special-purpose computer, and has the disadvantage that it is restricted to solving a limited range of problems for which it was designed. In the second method, used in general-purpose computers, every operation the machine can do is given a code number; and, before starting to solve a problem, the numbers of the requisite operations (known as instructions) are put into the computer to be held in its storage circuits along with the numerical data.

The main purpose of this article is to explain how the stored instructions are selected in the right order and used to produce the necessary control signals, which are sent from the central control circuits to the remainder of the computer. First of all it is necessary to look at the method by which numbers are sent from one part of the computer to another. The signals giving the digits of a number can exist one after another on a single wire or in parallel on several wires. The first, or serial, system will be used principally in this article, and here the digit signals occur units first, then twos, and so on, so that calculations of the kind described last month can proceed from right to left.

Now suppose that ten wires have on them trains of narrow pulses as shown in Fig. 1, the pulses in each train being slightly later than those in the preceding train. Then if the pulses are given the numerical values 1, 2, 4, 8 and so on up to 512, whole numbers up to  $1+2+4+8 \dots +512=1023$  can be represented as pulse-trains as shown at x, which represents  $1+4+8=13$ . In practice the

pulses  $p_0$  to  $p_9$  are repeated cyclically and a new number can be transmitted during each repetition. Fig. 1 will be referred to throughout this article. The pulse-trains  $p_0$  to  $p_9$  will be called  $p$ -pulses; the time by which each  $p$ -pulse is delayed on the preceding one the pulse-period; and the time for a complete cycle of  $p$ -pulses a number-period. In most computers numbers greater than 1023 are used and this calls for a longer series of  $p$ -pulses. For example, twenty  $p$ -pulses allow for numbers up to more than a million.

There is one form of calculation, incidentally, not mentioned in last month's article, which follows

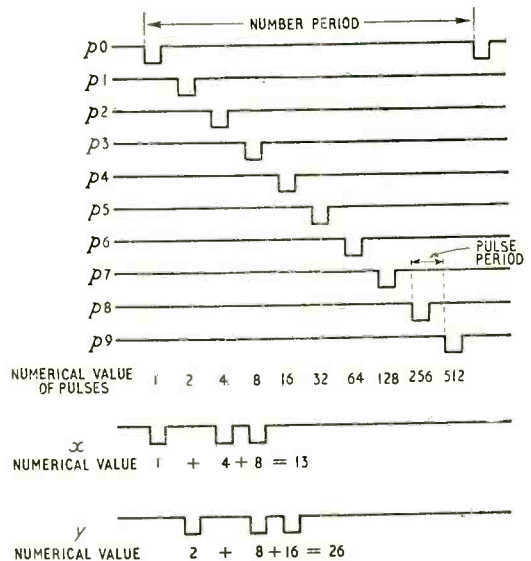


Fig. 1. Representation of numbers on the serial system from pulses occurring at different times. Pulse trains x and y are typical examples.

\* Ferranti, Ltd.

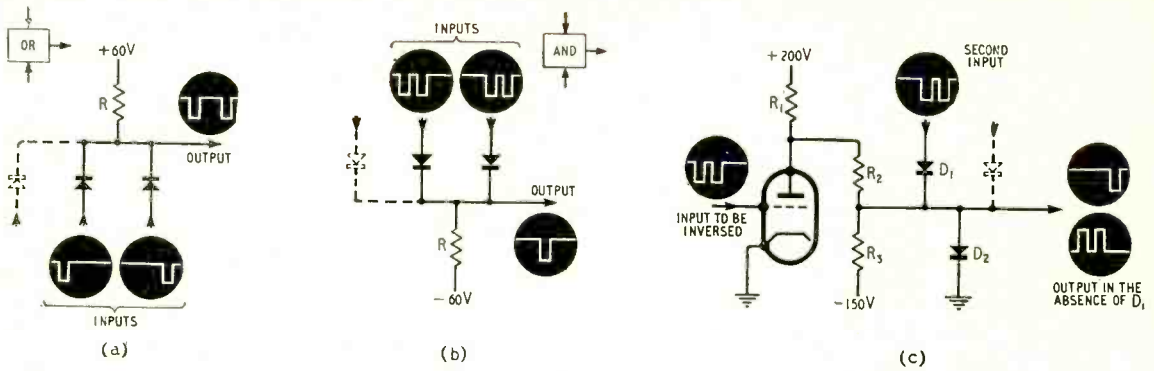


Fig. 2. Gate circuits for manipulating number signals: (a) an OR circuit, (b) an AND circuit, (c) an AND circuit with a phase inverter in one of the inputs. Functional diagrams for the gates are also shown.

immediately from the binary form of the numbers. The numerical value of each pulse in a number-signal is doubled if it is delayed to the next pulse-period. Thus, if a number-signal is passed through a delay-line with a delay of one pulse-period, the number represented is doubled.† This is illustrated by  $x$  and  $y$  in Fig. 1.

The next items to be considered are three of the simpler circuits used for handling number-signals. First, suppose that two number-signals are to be merged to produce an output with a pulse when either or both of the inputs has a pulse. This can be accomplished for negative pulses by the circuit of Fig. 2(a), consisting of a resistor and two diodes (shown as germanium crystal diodes in this article). Current flows in the diode connected to the input having the lowest potential, so that the output point assumes a potential slightly positive to the more negative of the inputs. (The slight difference of potential is due to the current flowing in the forward resistance of the crystal diode.) This circuit may have additional inputs connected through additional diodes, one of which is shown dotted in Fig. 2(a). In any case there will be an output pulse if there is a pulse at any input, while each input will be substantially unaffected by pulses at the other inputs, provided that the value of the resistor  $R$  is sufficiently high. Circuits performing this merging function will be referred to as "OR" circuits, as they give an output if there is a signal at one input *or* the other.

A second form of manipulation is performed by the circuit of Fig. 2(b). This is arranged so that the output point assumes a potential slightly below that of the more positive of the inputs. Here again there

† In many cases it would be necessary to follow the delay-line by a reshaping circuit to make good the attenuation and distortion. Here and in other places practical details which are not essential to the explanation are omitted in the interests of simplicity.

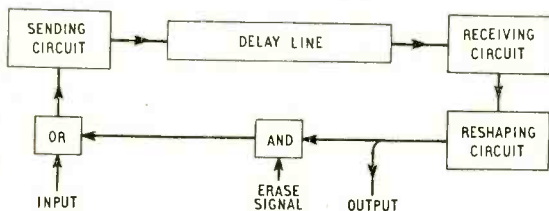


Fig. 3. Delay-line storage system. The AND circuit is a modified gate which closes when an "erase" signal is applied to it.

may be additional inputs, connected as shown by the dotted lines. There will be a pulse at the output only when a negative signal is present simultaneously at all the inputs. Circuits performing this function are known as gates or "AND" circuits, as they produce an output when there is a signal at one input *and* the other. (Examples were given also in last month's article.) Their uses include selecting pulses which occur simultaneously in two or more inputs, and allowing or preventing the passage of a pulse-train applied at one input under the control of a gating signal sent to the other.

A variation of the AND circuit, used where an output is required only when one of the inputs is negative and the other positive, is shown in Fig. 2(c). One of the inputs has its polarity reversed by a triode. The resistors  $R_1$ ,  $R_2$  and  $R_3$  are chosen so that in the absence of  $D_1$  the output is negative when the grid of the triode is at earth potential, and at earth potential when a negative signal is applied to the grid.  $D_2$  prevents the output ever having a potential positive to earth. A negative output will be produced only if a negative input is applied to  $D_1$  and not to the grid of the triode. In this circuit there may be spurious outputs at the beginning and end of the true outputs if the input pulses do not exactly coincide in time. These can be removed by applying pulses narrower than either of the input pulses to a third input (shown dotted in the figure).

## Storage Systems

The function of storage systems in the arithmetic circuits was explained in last month's article. Such devices are also required in the control circuits, and two types will now be described. First, delay-line storage. Suppose a number-signal of the form shown in Fig. 1 is passed through a delay-line with a delay period of one number-period. Then each pulse in the original signal will appear at the output at the corresponding time in the next number-period; and, if the output of the line is connected back to the input through a pulse reshaping circuit, the number-signal will continue to circulate indefinitely.

The delay-line itself may, for example, take the form of a nickel wire. Current pulses from the sending circuits flow in a coil surrounding one end of the wire. These produce pulses of tension by the magnetostriction effect, which travel at the speed of sound in the wire. A receiving coil near the other

(Continued on page 603)



end of the wire has a permanent magnet placed near it. Changes of permeability produced in the wire by pulses of tension change the magnetic flux linking the coil. The resulting induced e.m.f.s are amplified and shaped to give the output signals.

Fig. 3 gives the general arrangement of a delay-line store. A modified AND circuit (Fig. 2(c)) prevents the output of the delay-line going back to the input when an "erase" signal is applied. If a new number-signal is then applied to the following OR circuit it will replace the original one in the line. Sometimes an adding circuit is used instead of the OR circuit. This does not affect the normal operation of the store; but, if a number-signal is applied to its input when there is no erase signal applied, the number stored will be added to the new number and the sum recorded in the line.

If it is required to store many numbers separate lines may be employed, or the line may be lengthened, when, say, 100 number-signals will follow one another in the line. In this case each number-signal will appear at the output once in 100 number-periods. In what follows, however, it will be assumed that there is a separate line for each stored number.

Another form of storage, described in last month's article, records digits by the states of bi-stable trigger-circuits. Ten such circuits will register the value of any number that can be shown in the form of Fig. 1. The outputs from the valves will then give the value of the number in a continuous parallel form. The outputs from the left-hand grids have been called direct outputs, and those from the right-hand grids inverted outputs.

In order to record a number-signal in a trigger-circuit store it is sent to the inputs of AND circuits connected through diodes to the left-hand grids of the trigger-circuits (see Fig. 4). Input pulses put each trigger-circuit into the "set" or "1" state only

if they coincide with corresponding  $p$ -pulses applied to the other inputs of the AND circuits. For example, if there is a pulse in the number-signal at the time of  $p_1$ , then trigger-circuit  $T_1$  of Fig. 4 will be triggered into the "1" condition. To clear a stored number when it is no longer required, the trigger-circuits are "unset" into the "0" condition by a pulse applied through diodes to all the right-hand grids.

Having looked at these individual bits of circuitry, it is now possible to deal with the general organization of the control circuits. It will be assumed that the instructions and numerical data are in the form of ten-digit binary numbers stored singly in thirty-two delay-line stores (referred to collectively as the main store). In an actual computer more than thirty-two numbers and instructions will probably be used. This figure has been chosen as an illustration. Each of the delay-line stores is given a serial number, its "address," which forms part of the instruction whenever it is required to use that store.

### Decoding the Instructions

In order to interpret the instructions they will be transferred to a trigger-circuit type store, shown at the right-hand side of Fig. 5. Suppose that five of the trigger-circuits,  $T_5$  to  $T_9$ , store the address of the store referred to by the instruction; and five others,  $T_0$  to  $T_4$ , store the serial number of the operation that is to be carried out using that store. The outputs of the trigger-circuits are sent through cathode-followers to two "decoding" circuits, one of which is shown in Fig. 6. The "function decoder" takes its input from the trigger-circuits  $T_0$  to  $T_4$ , and the "address decoder" from the circuits  $T_5$  to  $T_9$ . A decoder consists of thirty-two four-input AND circuits, each of which takes one input from

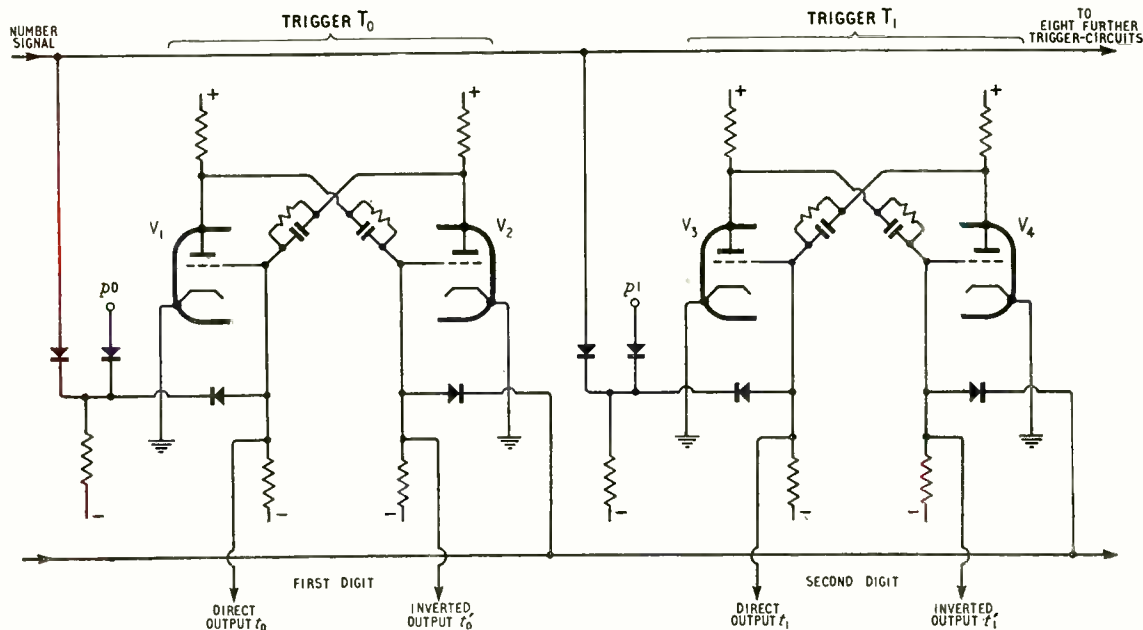


Fig. 4. Trigger-circuit store, showing how  $p$ -pulses and gates are used for distributing the pulses of the incoming number signal to the appropriate triggers. When a "1" is stored the "direct output" of a trigger is negative and the "indirect output" is at about earth potential. When a "0" is stored the reverse applies.

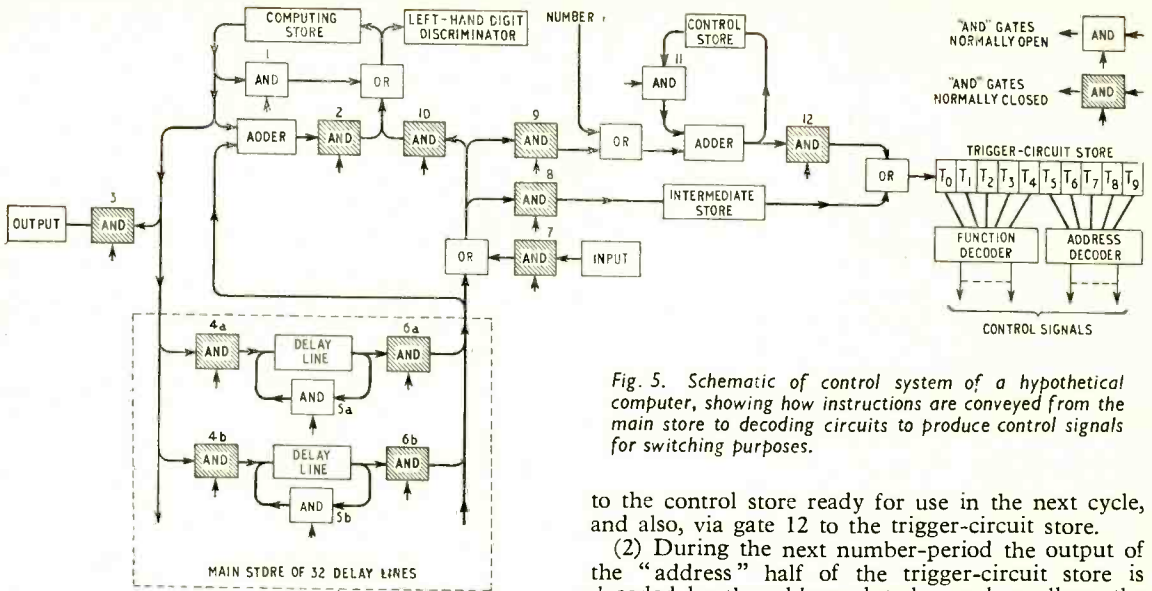


Fig. 5. Schematic of control system of a hypothetical computer, showing how instructions are conveyed from the main store to decoding circuits to produce control signals for switching purposes.

each trigger-circuit (either the direct or the inverted output, see Fig. 4). The AND circuits use between them every one of the thirty-two possible ways of doing this, as indicated in the figure, so that for every possible setting of the trigger-circuits the output of one of the AND circuits will go negative. These outputs are the control signals to the rest of the computer. In the function decoder they indicate the nature of the operation to be done and in the address decoder the store circuit referred to.

It now remains to be seen how the instructions can be taken from the store circuits and fed into the trigger-circuit store. To begin with, the list, or "programme," of instructions is stored in successive addresses of the main store in the order in which it will be required. The special control store shown in Fig. 5 holds the address of the instruction which has just been obeyed. Operations proceed in cycles of four number-periods:—

(1) During the first the number stored in the control store is sent to an adding circuit through gate 11 of Fig. 5. Here 1 is added, forming the address of the next instruction. The new address goes back

to the control store ready for use in the next cycle, and also, via gate 12 to the trigger-circuit store.

(2) During the next number-period the output of the "address" half of the trigger-circuit store is decoded by the address decoder, and so allows the instruction stored at the specified address to pass through one of the gates 6 (a, b . . . etc.) and gate 8. At this stage the contents of the "function" half of the trigger-circuit store are ignored. It is desired to place the new instruction in the trigger-circuit store; but, as this is in use for the selection of the instruction, it is sent to an intermediate store.

(3) During the third number-period of the cycle the instruction goes from the intermediate store to the trigger-circuit store.

(4) During the fourth number-period the operation called for by the instruction takes place under the control of the address and function decoder outputs.

The cycle is then repeated until all the required operations have been performed. Finally a special "stop instruction" is set up on the trigger-circuit store, and this causes the control cycle to be suspended.

In addition to the control system Fig. 5 shows simple computing arrangements. To simplify matters the only calculation allowed for is addition. The "computing store" shown in the figure is a delay-line store which normally circulates its contents

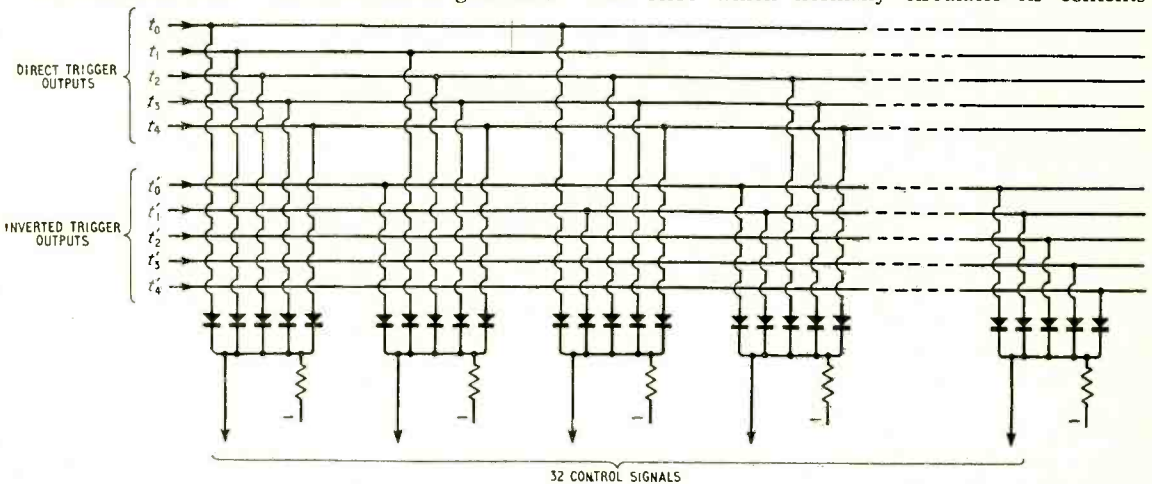


Fig. 6. Decoding circuit giving 32 control signals from different combinations of the outputs of 5 trigger-circuit stores.

through gate 1. During phase (4) of the control cycle the function decoder produces one of the following control signals:

(a) Gate 1 closed, 10 open and one of 6 open (according to the signal sent from the address decoder). The number at the selected main store address is sent to the computing store.

(b) Gate 1 closed, 2 open and one of 6 open. The number in the computing store is added to the number at the selected address and the sum is put into the computing store.

(c) Gate 1 closed, 7 and 10 open. A number from the input mechanism is put into the computing store.

(d) One of gates 4 open and the corresponding gate 5 closed. The number in the computing store is put into the selected address of the main store.

(e) Gate 3 open. The number in the computing store goes to the output mechanism.

(f) Gate 9 open, 11 closed and one of 6 open. The number at the selected address of the main store is sent to the control store, so that the computer skips instructions forwards or backwards in the programme.

(g) This is the same as (f) but the operation takes place only if the left-hand digit of the number in the computing store is 1.

(h) Stop the control cycle.

Operation (g) is used in connection with a modified system of binary numbers where the left-hand digit gives the sign. It enables the sequence of operations to be modified according to results obtained during a computation. This facility, which is invaluable in the construction of programmes, is sometimes referred to as "decision." It should be noted, however, that the decision about the course to be taken if the number is (a) positive or (b) negative is in fact made by the compiler of the programme.

On the question of speed of operation, electronic digital computers differ considerably. Pulse-periods down to one microsecond are fairly common among machines working on the serial principle. In the Ferranti Mk. I computer the pulse-period is ten microseconds, and the standard length of the number is forty binary digits, which are handled in two halves in separate 240-microsecond number-periods. Each of these number-periods consists of twenty ten-microsecond pulse-periods and a forty microsecond gap. The instructions are twenty binary digits long. The time for addition is 1.2 milliseconds, including the time for control operations. Multiplication is performed in 3.36 milliseconds.

As an example of the more complicated type of problem, the machine takes about five hours to solve 80 simultaneous equations. It should be noted that the labour in solving simultaneous equations increases as the cube of the number of equations; several months would be required to solve 80 simultaneous equations by ordinary desk methods.

In this article it has been necessary to ignore many control facilities which would be included in a practical computer, such as the transference of numbers to and from a large "backing-up" store (for example, a magnetic drum) and the handling of numbers of twice the normal length in the computing store. The following books, however, will interest those who wish to pursue the subject further:

A. D. and K. H. V. Booth. "Automatic Digital Computers," Butterworth, London, 1953.

B. V. Bowden (E.). "Faster Than Thought," Pitman, London, 1953.

R. C. Orford. "Progress in Electronic Digital Computers," *Penguin Science News*, 30, pp. 69 to 88.

## News from the Clubs

**Birmingham.**—A lecture on "Wires and cables associated with telecommunication equipment" will be given to members of the Slade Radio Society by R. Blackburn and F. G. Taylor, of B.I. Callender's Cables, on December 9th at 7.45 at the Church House, High Street, Erdington. On the fourth Friday in each month at 8.0 a course of instruction is given for members intending to sit for the Radio Amateurs' Examination. Sec.: C. N. Smart, 110 Woolmore Road, Erdington, Birmingham, 23.

**Birmingham.**—The success of a meeting recently held in Birmingham has prompted the formation of a group of the British Amateur Television Club in the city. Details of membership and meetings are obtainable from G. Flanner, 194 Aston Brook Street, Birmingham, 6.

**Cleckheaton.**—Dr. G. N. Patchett will give a lecture on television cameras at the meeting of the Spen Valley and District Radio and Television Society on December 14th at 7.30 at the Bradford Technical College. Sec.: N. Pride, 100 Raikes Lane, Birstall, nr. Leeds.

**Edinburgh.**—At the meeting of the Lothians Radio Society on December 1st, Dr. A. S. Brown will deal with the radio control of models. On December 15th A. C. Grainger (GM3BQO) will give the second of his series of lectures on building a transmitter. Meetings are held at 7.30 at 25 Charlotte Square, Edinburgh. Sec.: J. Good (GM3EWL), 24 Masionhouse Road, Edinburgh, 9.

**Southend.**—A member of the staff of Mullard's will speak on cathode-ray tubes at the meeting of the Southend and District Radio Society on December 8th which will be held at the Palace, Southend-on-Sea. Sec.: P. C. Baldwin, 13 Inverness Avenue, Westcliff-on-Sea.

**Swindon.**—Mullard valve films and R.S.G.B. films will be shown at the meeting of the Swindon Radio Club on December 9th at 7.30 in the Connaught Café, Swindon. Sec.: G. R. Pearce (G3AYL), 102 Kingshill Road, Swindon.

**QRP Society** is considering the formation of a group catering for schools which include elementary radio in their curriculum. The secretary, J. Whitehead, 92 Rydens Avenue, Walton-on-Thames, Surrey, would welcome suggestions and comments from interested science masters.

**Warrington and District Radio Society (G3CKR)** meets on the first and third Thursdays of each month at 7.30 at the King's Head Hotel. Particulars of the winter programme, which includes lectures and films, are obtainable from J. Williams, 22 Ackers Lane, Stockton Heath, Warrington.

## Commercial Literature

**High Quality Audio Amplifier**, 12-watt, and pre-amplifier, designed for use with G.E.C. metal-cone loudspeaker. Frequency response 15 c/s—20 kc/s + 1 dB; distortion less than 0.5% (at 12 W). Ultra linear circuit with 15 dB overall feedback. Brochure from the General Electric Company, Magnet House, Kingsway, London, W.C.2.

**Government Publications** from the D.S.I.R. A list, including some on radio and electronic subjects, from H.M. Stationery Office, York House, Kingsway, London, W.C.2.

**F.M. Tuner**, 87-100 Mc/s, for connection to pickup terminals, with r.f. stage, mixer, three i.f. stages, ratio detector and triode a.f. stage. Also Band-III convertor; tape recorder and amplifier; and a.m./f.m. radiogram chassis. Leaflets from the Dulci Company, 97-99 Villiers Road, Willesden, London, N.W.2.

**"The Electric Tool User"**, autumn edition, 1955; an illustrated publication showing the various applications of their products from Wolf Electric Tools, Hanger Lane, London, W.5.

**Tape Recorder** with provision for fitting a radio tuner for recording sound broadcasts; also with optional loudspeaker monitoring when recording, tone controls and mixing facilities. Leaflet on the new model (Mark III) of the Impresario Deluxe tape recorder from Lee Products (International), Elpico Works, Olive Road, Hove 3, Sussex.

**Indicating Instruments**, miniature panel-mounting type. An illustrated catalogue giving electrical data and full dimensions from Measuring Instruments (Pullin), Electrin Works, Winchester Street, Acton, London, W.3.

**Battery Reactivator** claimed to increase life of batteries from 5 to 15 times; also process timers; escapement mechanisms; and other electronic timing, counting and control equipment. Leaflets from Cass and Phillip, Caslip Works, Canning Road, Wealdstone, Middlesex.

# LETTERS TO THE EDITOR

*The Editor does not necessarily endorse the opinions expressed by his correspondents*

## *Interference from Band III Convertors*

WHILST it is agreed that radiation of an I.T.A.-modulated Band I signal will undoubtedly cause a pattern or a floating picture on adjacent Band I receivers, I do not believe that the phenomenon is appreciably affected by whether the receiver is a straight or a super-heterodyne receiver. The article on page 526 of the November issue suggests that the radiation occurs from the output (video) end of the t.r.f. receiver and can be cured by converting it to a superhet using the B.R.E.M.A. recommended i.f.; this is, to my mind, a most dangerous assumption.

There is plenty of evidence to show that interference occurs when the receiver is not a t.r.f. type but a super-heterodyne. In this case, the interference must be due to an I.T.A.-modulated Band I signal existing at the output of the convertor and being radiated by the convertor chassis, connecting leads to the normal receiver, and/or its input circuits. If a Band I aerial feeder is also connected in any way to these points, this aerial will receive a signal and the interference will be exaggerated.

D. N. CORFIELD.

Standard Telephones & Cables, Ltd.  
Footscray, Kent.

## *"Dry-cell Reactivator"*

THE improved deposition of zinc mentioned by R. W. Hallows in your October issue is probably due to electrolytic polishing.

When a d.c. supply is used for plating the deposit tends to be pasty and lumpy, but if the current flow is periodically reversed metal is removed from any sharp or loosely deposited areas in preference to the main area of metal. Correct choice of forward and reverse currents and times will produce a deposit which is firm and even, the effect noticed by Major Hallows.

No doubt further work will show the correct ratios for the best reactivation.

Great Malvern, Worcs.

A. F. STANDING.

IN his article on the above subject in your issue of October, 1955, R. W. Hallows notes certain differences in the nature of the zinc re-deposited when this action is effected by a current source which gives what he describes as a "very dirty d.c." He may be interested to know that this is an effect known in the electro-plating industry and currently being investigated by me in the laboratory.

When an attempt is made to produce thick deposits of electro-plate by normal d.c. methods it is found that the deposits form nodules and other imperfections: in the case of copper this occurs, for example, at about 0.004in of thickness. If, however, the current is reversed periodically it is even possible to reduce the surface roughness and to achieve deposits of some 0.5in without imperfections. This process, which is not new, has been used for some years in the U.S.A. and more recently has been adopted in some British plants. The first patent covering the use of d.c. with superimposed a.c. dates back to 1906, a process involving complete reversal was described in 1925 and the present technique originated in about 1948.

All the effects so accurately noted by Major Hallows can be observed during the operating of Periodic Reverse Current plating, the metal being deposited faster, in a more dense form free from nodules and porosity and at a lower voltage across the electrodes. The voltage can be observed to rise during the forward direction of current (plating cycle); for copper the figures are 1.6 volts rising to 2.5 volts in a typical case. The rise is not uniform, a sharp step in the curve being associated with

the onset of gassing at the cathode, a condition usually best avoided either by shortening the cycle or by reducing the current density.

It would appear from the oscillogram that the Electro-phoor is merely a device using a very short cycle with a forward/reverse coulombs ratio of the order of 3 or 4 to 1; this ratio has been very successfully used by my firm for electro-forming electronic "plumbing" and similar items, though with much longer cycles, e.g. 15sec forward and 5 reverse. Cycle times vary with the metal being deposited and with the result desired; the literature discloses times from 0.1sec to 40sec. The lower cell voltage and reduced heating would both result from the depolarizing effect of the reverse cycle while the effect on the metal has been mentioned above.

No work has been done in our laboratory on the type of electrolyte used in the Leclanché cell, since the P.R. process works best with cyanide-type electrolytes such as copper, silver and cadmium; however, the mechanism of the process in so far as it is known seems to be such that it could work in the case of cell reactivation and certainly the observed effects are typical. Perhaps Major Hallows will conduct further experiments and publish the results; a suggested first step would be to obtain the oscillogram of current, rather than voltage, against time.

GEORGE E. SMYTHE.

Verichrome Plating Services, Ltd.,  
Larkhall, Scotland.

## *"Etched Foil Printed Circuits"*

I AM taken to task by your correspondent L. D. Stuart (in the November issue) for liberating hydrogen from the reaction of nitric acid and copper. He is, of course, quite right, as free hydrogen could not exist in the presence of a strong oxidizing agent. I will agree to the substitution of the word "gas."

May I point out an important error in the text? This is in the recipe for the coating solution. It is wrongly given as 111.5 grams of ammonium dichromate whereas it should be 11.5 grams (September issue, page 438, second column, line 5). The solution cannot work with such a concentration.

Malvern, Worcs.

H. G. MANFIELD.

## *Television Sound on Band II Sets*

READERS in the Croydon district who possess a Band II f.m. receiver may be interested to know that they can receive I.T.A. sound transmissions even if they lack a television set.

My own receiver has an i.f. of 10.7 Mc/s and the local oscillator operates above the signal frequency. If the dial is set to 90.275 Mc/s the second harmonic of the local oscillator will beat with the I.T.A. sound signal on 191.25 Mc/s which filter through the r.f. stage to produce the i.f. of 10.7 Mc/s. The only other requirements are to detune the f.m. receiver slightly and to have a suitable aerial.

The aerial in use incorporates a vertical quarter-wave section of feeder in a balance-to-unbalance coupling, and as this is approximately a half-wave long at Band III frequencies it seems to operate satisfactorily as a Band III aerial.

Reception in an unmodified Band II f.m. receiver is somewhat noisy but it will be apparent that simple modifications to the r.f. and detector stages should produce a combined band receiver suitable for a.m. or f.m. reception.

Incidentally, must I now get a television licence?

Purley, Surrey.

D. H. SNELLING.

# Dual-band Television Aerials

## 2.—“Vee” Dipoles: Separate Aerials with Diplexers

By F. R. W. STRAFFORD,\* M.I.E.E.

**I**N making the conversions described in the first part of this article the matter of increased windage and consequent stresses at vital points must not be forgotten. While a suitable safety margin is good engineering practice, that margin may disappear if too many additional attachments are made in the process of adaptation: they should therefore be of simple and light construction.

The foregoing methods are mainly suitable for providing dual reception on either Channels 1 and 9 or 2 and 9. There is no point yet in considering Channels 3 and 5 because no one knows what Band III channels will go with them. On the other hand Sutton Coldfield on Channel 4 must be considered in relation to I.T.A. Channel 8.

The frequency ratio in this case is 189.75/61.75 or approximately three to one. In these circumstances the terminal impedance of a Channel 4 dipole will still be of the order of 80 ohms on Channel 8 and, as can be seen from the curves of Fig. 3, the signal loss is by no means as serious as for Channel 1 and 2 dipoles on Channel 9; it is about 5 dB. The loss is now due, not to gross mismatching, but to loss of gain in the direction at right angles to the axis of the dipole, which is, of course, the normal

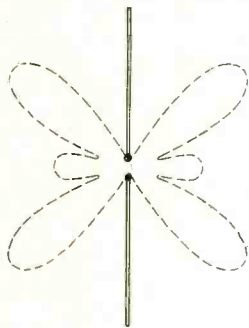


Fig. 9. Vertical directivity of Channel 4 dipole on Channel 8.

direction of arrival of the signal.

Fig. 9 shows the vertical directional response of a Channel 4 dipole operating on Channel 8. Since the losses (Fig. 3) are not particularly high, quite a lot can be recovered by tilting the aerial either towards or away from the direction of the transmitter by about 45 degrees so as to make use of the superior lobe normally pointing skywards. This works quite well and practically all the loss can be recovered.

It seems reasonable to expect that quite a number of aerials in “ghost-free” vicinities, not too many miles from the transmitter, could be tilted in this manner if the owner has no objection to the unsightly appearance of the installation, but it would be reasonable to check results at first without recourse to tilting. Aircraft flutter might be objectionable in either case because there will always be a strong upwardly directed vertical lobe. This is one of the prices one must pay for making compromises! The Band I performance may also have to suffer as a consequence of tilting.

At greater distances, or where “ghosts” are troublesome, horizontal directivity and higher gain (which go hand in hand) must be sought. Since

we are discussing aerials in which the combined Band I/III signals are fed to the receiver by a single transmission line it might be as well to study Fig. 10(a) which is a “vee” dipole designed to work on Channels 4 and 8 and to possess some useful horizontal directivity on Channel 8 and, indeed, over the whole of Band III. Naturally the plane of the “vee” is disposed vertically.

The gain of this aerial is very nearly the same as a vertical resonant dipole on Channel 4 and is of the order of 3 dB on Channel 8. The horizontal directivity on Channel 4 is almost circular but slightly depressed in the direction of the apex of the “vee.” On Channel 8 the horizontal directivity is quite pronounced, see Fig. 10(b), and useful “de-ghosting” can be achieved as a result of this in spite of the small rearward lobe. This aerial is, of course, normally erected with the open ends pointing towards the transmitter. If co-siting of the Band I/III transmitters does not exist and the viewer is placed, to some extent, between the two, it is obviously the better policy to align this aerial in the direction of the Band III transmitter.

Another useful property of this “vee” dipole is the fact that it possesses fairly broad band characteristics and is capable of giving results from Channels

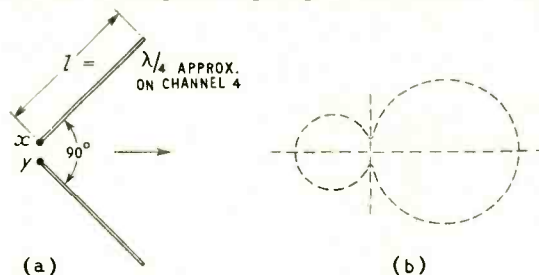


Fig. 10. “Vee” dipole for dual reception on Channels 4 and 8: (a) general arrangement (b) horizontal directivity.

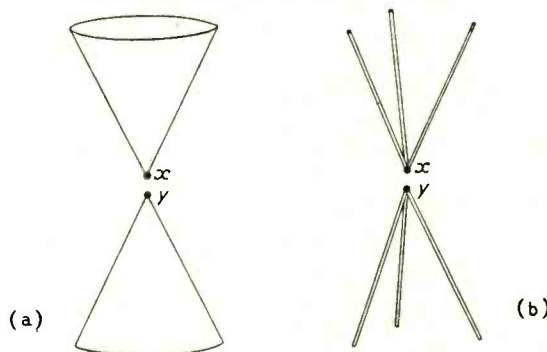


Fig. 11. Schelkunoff's bi-canonical wide-band dipole: (a) with uniform conducting surface (b) skeletonized.

\* Belling and Lee Ltd.

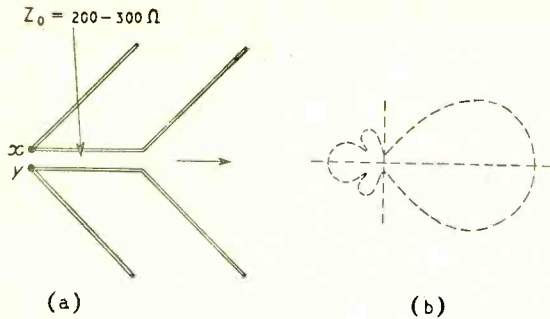


Fig. 12. Co-phased "vee" dipoles: (a) general arrangement, (b) horizontal directivity.

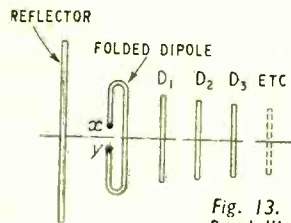


Fig. 13. Typical Yagi array for Band III.

4 to 13 inclusively without serious loss of performance. This requirement does not at present exist, but it must not be forgotten. The wide-band properties of this aerial probably became known as a result of Schelkunoff's mathematical studies<sup>2</sup> of a bi-conical dipole Fig. 11(a) and who chose this form of construction to simplify the mathematics. Its wide-band characteristics then became apparent and it was further ascertained that the structure could be skeletonized, Fig. 11(b), without much loss of bandwidth. From this one can deteriorate, as it were, to the "vee" dipole and still retain a fair measure of wide-band performance.

Higher gain and directivity on both bands may be achieved by using two "vee" dipoles, as in Fig. 12(a), which are connected in parallel with a suitable length of transmission line of fairly high characteristic impedance. An analysis of this arrangement is complicated but relies on the dimensions of the inclined elements and the separation between the apices to provide a maximum in-phase field in the direction of the arrow if energized at the terminals  $x, y$ . Having achieved these properties by treating the system as a radiator the principles of reciprocity preserve them for reception.

The resultant gains on Channels 4 and 8, as compared with a half-wave resonant dipole in each case are 3.0 and 7.0 dB respectively. The horizontal directivity on Channel 8 is shown in Fig. 12(b) and the directivity on Channel 4 is similar but less pronounced. This aerial also possesses significant wide-band characteristics. The single and double "vee" arrangements are still the subject of further experiment and measurement, and it is hoped to publish a much fuller account of their properties in the future.

We have dealt with forms of aerials which provide dual reception on at least one channel in each of Bands I and III and convey the signals to the receiver via a single transmission line, or feeder, to use a popular term.

There are many cases where a separate aerial for Band III is desirable. A few which occur to the author may be listed as follows.

(1) Where the Band I installation is inconveniently placed for economic conversion.

<sup>2</sup> S. A. Schelkunoff and H. T. Friis. "Antennae: Theory and Practice." 1952. John Wiley.

(2) Where highly-directional aerials are required on both bands for "de-ghosting," or because of lack of signal.

(3) Where the Band I aerial is inside the building and it is desirable, on technical grounds, to have the Band III aerial mounted on the exterior.

In this case a straightforward series of multi-element Yagi-type arrays, typified in Fig. 13, can be developed and adjusted to exhibit a terminal impedance of the order of 80 ohms over a restricted number of channels on Band III and nominally centred on the only two available channels at the present moment, namely 8 and 9. The number of directors  $D_1, D_2$  etc., progressively improves the gain and horizontal directivity. On the other hand, increasing the number of channels decreases the number of channels over which the aerial may be usefully employed. The graph of Fig. 14 makes this only too clear. The Band III performance relative to an optimized dipole on each channel, is compared for the following aerials all resonated close to Channels 8 and 9 and using a folded dipole.

- (1) Folded dipole only.
- (2) 3-element array.
- (3) Specially designed 3-element array.
- (4) 6-element array.
- (5) 9-element array.

The specially designed 3-element array was very carefully adjusted in respect of the spacing and length

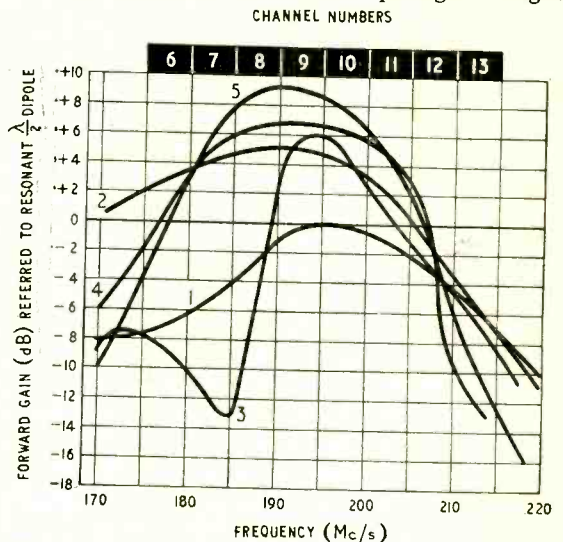


Fig. 14. Forward gain, frequency characteristics of typical Yagi Band III aerials.

Fig. 15. Block circuit of "diplexed" aerials.

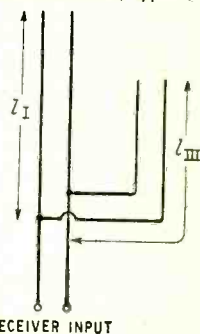
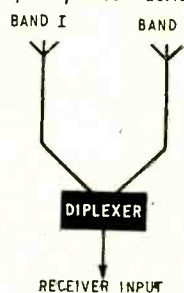


Fig. 16. Two feeders of critical length connected in parallel.

of its reflector and director in order to secure maximum gain on Channel 9. This was only 1 dB better than the 3-element array normally supplied for either Channel 8 or 9 operation. Notice, however, the very rapid falling off in performance over the remaining channels, particularly at about Channel 7 where the horizontal directivity is reversed. In all these measurements the aerials remained pointing in the direction of the transmitter so that the curves include the effects of directivity. On the basis of transmitter co-siting this is the only way to express the results in a practical way.

Apart from the special 3-element aerial (curve 3) the remainder show a progressively diminishing band coverage as the number of elements is increased. This is typical for the Yagi arrangement and reminds us strongly that some other approach is needed to meet the future requirements of high gain and directivity coupled with full coverage of Band III. It is possible that the double-“vee” arrangement may help in this respect.

It remains only to erect the separate Band III aerial—and, incidentally, the compact size now enables arrays with 9 or more elements to be installed in a loft—and to connect it to the receiver in addition to the Band I aerial already installed.

Some receivers have been provided with separate aerial input sockets for Bands I and III, but most employ a single input, common to both bands, and

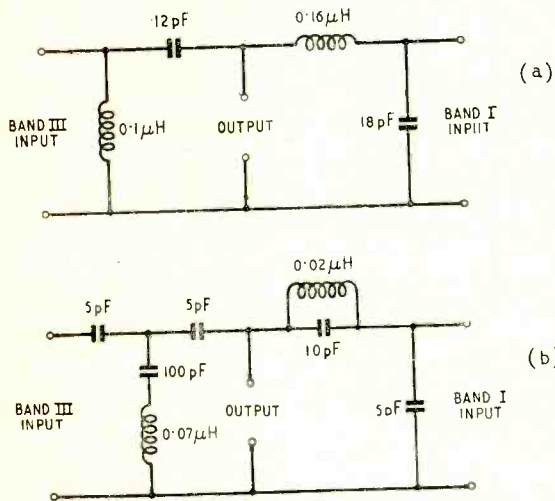


Fig. 17. Typical diplexer circuits.

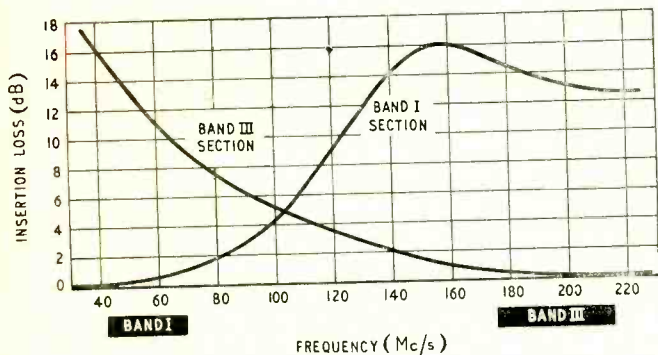


Fig. 18. Characteristics of diplexer circuit of Fig. 17 (a).

this is where we introduce the diplexer. The diplexer is best known to the television transmitter engineer who uses it to combine the outputs from separate sound and vision transmitters through a common feeder into a common aerial, thereby effecting considerable economy. The basic requirements are that, metaphorically, both transmitters can “see” the aerial without seeing each other, for the idea of kilowatts of sound and vision being mixed up in the final stages of both transmitters is quite repugnant! So the diplexer is a sort of dual filter as shown in Fig. 15 but used in the reverse sense since it combines the Bands I and III signals from individual aerials and conveys them to a common input.

Suppose the diplexer had been omitted and the three feeders simply connected in parallel. Due to the high frequencies at which we are working standing waves would be set up on all three feeders, and, dependent upon their respective lengths and the nature of the impedance at each termination could result in almost complete removal of either (or even both) signals from the receiver input terminals. The presence of the impedance of the aerials makes it complicated to give a simple analysis, but if they are neglected we can draw the simple diagram of Fig. 16 and study this to reach some straightforward conclusions.

A low-loss open-circuited line of length  $l_1$  will place a short-circuit across  $x, y$  when  $l_1 = \lambda_1 \frac{(2n - 1)}{4}$

Similarly  $l_{III} = \lambda_{III} \frac{(2m - 1)}{4}$  where  $n$  and  $m$  are any integers.

Had the lines been short-circuited at their far ends a short circuit across  $x, y$  due to  $l_1$  or  $l_{III}$  would then occur when

$$l_1 = \frac{\lambda_1 n}{2}$$

and

$$l_{III} = \frac{\lambda_{III} m}{2}$$

These, of course, would be the worst conditions. If only one of the feeders had been at critical length then the signals from one channel only would be severely attenuated.

In practice the far ends of the feeder are never completely open or short-circuited because of the aerials to which they are connected. So the results are not quite so drastic, but can be serious.

The diplexer, sometimes called a combining, or cross-over unit, connects the aerial feeders to the common feeder by means of filter circuits some examples of which are given in Fig. 17 (a) and (b). They can be described, generally, as a combination of tuned circuits designed in such a manner that the output from two aerials operating on differing frequencies can be connected to a single input with negligible loss of signal from each aerial. A further property is that of negligible mutual interaction between the feeders and constant impedance over the pass band.

The ideal television diplexer would possess the following characteristics.

(a) Zero insertion loss for either Band I or III signals.

(b) Infinite attenuation of Band I signals on Band III and vice versa.

All filters have their limitations so that the curves of Fig. 18 show what can be achieved economically. These are for the circuit of Fig. 17 (a).

The need for attenuation of Band I signals when receiving on Band III and *vice versa* may not be fully appreciated. In fact the degree of attenuation which would ultimately seem to be desirable is, at the moment, largely guesswork.

Referring to Fig. 15 it can be appreciated that, when receiving Band I signals, there is a small contribution from the Band III aerial and, of course, the converse applies.

If there is a considerable difference in length between the two feeders a delayed signal may show up as a "ghost." On a 14-inch screen a displaced image of 1/20 inch is just discernible on a receiver of high-class performance, i.e., full vertical and horizontal resolution, good focus, and "non-ringing." This would correspond to a delay of 0.35 microseconds. This corresponds, in air, to increased path of travel for the delayed signal of 115 yards, or, in a solid polythene feeder of  $115/\sqrt{\kappa}$  yards where  $\kappa$  is the dielectric constant of polythene. This is about 2.3 so the path of travel would be about 75 yards.

The total increased path would generally be made up of a combination of aerial spacing and extra feeder length, but it is hard to visualise many installations where an extra path of between 75 and 115 yards would exist. In this respect, for all practical purposes, the attenuation due to the diplexer on the undesired band is quite unimportant. It exists because of the need for negligible interaction between the two feeders at the point of connection, since this is equivalent to a degree of mismatching. Measurements suggest that not less than 10 dB is a satisfactory value.

It might be argued that inter-band attenuation would assist in eliminating break through, but this is a design requirement of the receiver, for when truly wide-band aerials have been developed, including Band II (v.h.f. broadcasting) there is not likely to be much inter-band attenuation in these.

Finally, if a combined aerial with single feeder is to be connected to a receiver possessing separate input connections on each band, the diplexer may be

mounted on the skirting or back of the receiver and connected in the reverse sense.

Bearing in mind the gradual clearance of private mobile radio from Band III and the rapid development of television in this spectrum a great deal of ingenuity will have to be introduced in matters of aerial design in the not too distant future.

It is sometimes thought that the aerial problem here is not significantly different from that which has been current in the U.S.A. for several years. This false impression should be removed. Apart from the use of 300-ohm ribbon type feeder (which does help in the design of wide band aerials) their frequency allocations are 54-88 Mc/s on Band I and 174-216 Mc/s on Band III. While the Band III spectrum is sensibly the same, their lowest frequency corresponds to a frequency lying between our Channels 3 and 4. Referring to Fig. 3, it is just the channels the U.S.A. do not use, the aerials for which behave so inefficiently over Band III; so they are at a great advantage when designing dual-band aerials. Further, if the curves of Fig. 3 had been based upon a terminating impedance of 300 instead of 80 ohms the losses would have been further decreased.

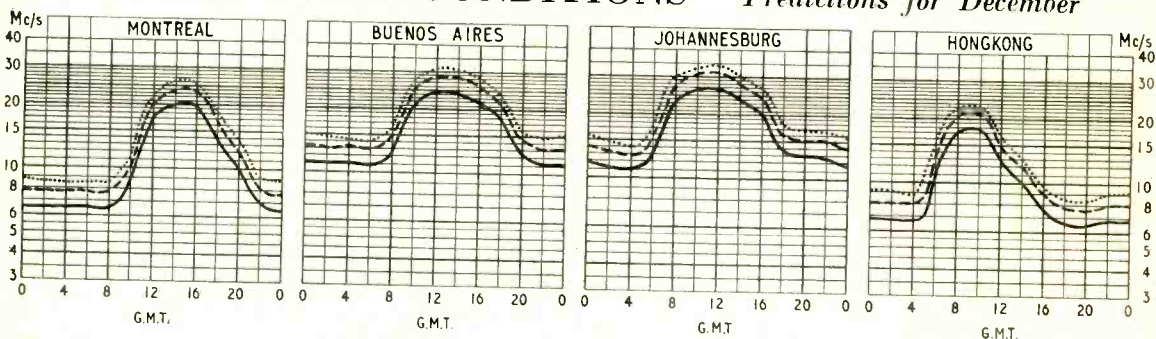
These factors, apart from the difference in polarization (horizontal in U.S.A.) make the U.K. problem quite different, even in the global sense.

On the other hand, our fundamental reception problem is also different. We need only *one* channel in Band I dependent upon location, because, with rare exceptions, the B.C.C. transmit the same programme on all 5 channels.

Therefore, the dual-band aerial of the future will need to be responsive to one channel in Band I and *all* channels in Band III. The latter is assumed on the basis of the I.T.A.'s statement that the stations so far contemplated will transmit different programmes, and it seems possible, when one considers the ultimate radiated powers to be employed (upwards of 120 kW), that many viewers will be sited favourably for reception of more than one channel. Here the problem of variable directivity rears its ugly head and visions of motorized arrays are seen rising through the mists of the crystal ball!

## SHORT-WAVE CONDITIONS

Predictions for December



THE full-line curves given here indicate the highest frequencies likely to be usable at any time of the day or night for reliable communications over four long-distance paths from this country during December.

Broken-line curves give the highest frequencies that will sustain a partial service throughout the same period.

- ..... FREQUENCY BELOW WHICH COMMUNICATION SHOULD BE POSSIBLE FOR 25% OF THE TOTAL TIME
- - - - PREDICTED AVERAGE MAXIMUM USABLE FREQUENCY
- FREQUENCY BELOW WHICH COMMUNICATION SHOULD BE POSSIBLE ON ALL UNDISTURBED DAYS



# V.H.F. Measurements

By W. TUSTING

## Use of Simple Test Apparatus

**T**HE start of Band III television has made many people feel the need for making measurements at frequencies around 200 Mc/s. These are frequencies higher than many have previously met, although low by centimetre-wave standards.

Few of these people, however, have any 200-Mc/s test equipment and they do not always realize how much can be done with quite ordinary apparatus. The writer recently decided to make a Band III tuner and one of the first problems was to measure the frequency of the oscillator.

The only apparatus available was an early model Advance signal generator with a maximum frequency of 60 Mc/s, and the oscillator had to be made to operate at 230 Mc/s, in round figures. It could only

of the oscillator under test and these tend to be still weaker.

The strength of the whistles obtained is thus a guide to the mechanism of production and it is usually the case that the strongest ones are those involving the fundamental of the oscillator under test. This is not an invariable rule, however, especially when high-order harmonics of the s.g. are being used. The harmonics of an oscillator do not always fall off regularly in amplitude. It is possible for particular harmonics to be very weak or even entirely missing, so that a high harmonic can be stronger than a lower one. It is necessary, therefore, to have some definite means of sorting them out and to use their strength only as a rough guide.

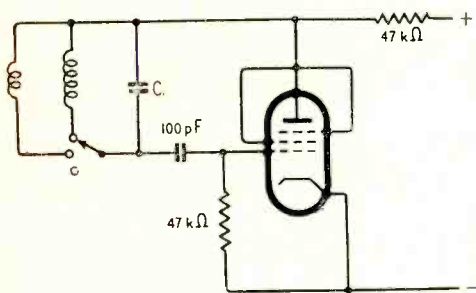


Fig. 1. Basic circuit of oscillator.

be done by making use of harmonics of the 4th and higher orders. This is, of course, a very old way of measuring frequency and is not at all difficult when one knows how. The first time one tries it, however, one may well be baffled by the bewildering sequence of whistles which appears as the frequency of the signal generator is varied. Unless one is careful and knows what one is doing one can get completely lost among them.

The signal generator produces a range of frequencies  $nf_1$  where  $f_1$  is its fundamental and  $n$  is an integer. The oscillator under test also produces a range of frequencies  $mf_0$  where  $f_0$  is its fundamental and  $m$  is an integer. Thus if  $f_1$  is 20 Mc/s, the range of frequencies produced will be 20, 40, 60, 80, 100, 120, etc., Mc/s and if  $f_0$  is 80 Mc/s, this range will be 80, 160, 240, 320, etc., Mc/s. A whistle will occur whenever any frequencies differ from each other by an audible amount; that is, whenever  $nf_1 \approx mf_0$  and zero beat occurs when the two are precisely the same.

As the signal generator (hereinafter abbreviated to s.g.) frequency is varied there is one set of whistles produced as its successive harmonics beat with the fundamental of the oscillator under test. These gradually get weaker as the order of harmonic rises. There is another interleaved set due to higher harmonics of the s.g. beating with the second harmonics of the oscillator under test. These are usually much weaker, for the harmonic order is much higher. There are still others due to the higher harmonics

### Arrangement of Apparatus

In the writer's recent measurements the oscillator had the circuit shown in Fig. 1, one coil being for Band I and the other for Band III. The oscillator frequencies required were 79.5 Mc/s and  $229.25 \approx 230$  Mc/s. A 0-1 mA meter was connected in series with the grid leak as an indicator of oscillation, and it also acted to measure the amplitude of oscillation, since the product of the change of current (mA) between the oscillating and non-oscillating conditions with the value of the grid leak ( $k\Omega$ ) is approximately equal to the peak r.f. voltage on the grid.

In order to obtain audible beats it is necessary to mix the output of the oscillator and that of the s.g. and to rectify the mixture. This was done with the

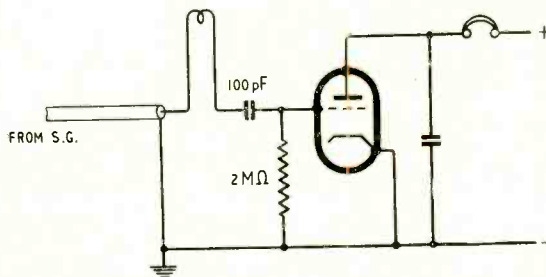


Fig. 2. Connection of signal generator and oscillator to the detector.

circuit of Fig. 2, in which the coil was a couple of turns placed near the oscillator coil of Fig. 1. The full output of the s.g. was used always.

With this arrangement the drill is to start at the highest frequency on the s.g. and slowly reduce its frequency, making a note of each frequency at which a whistle is heard as accurately as the s.g. scale can be read. It is useful also to make a rough note of the strength of the whistle, for some will be strong and others weak. The writer classifies them as strong (S), medium (M) and weak (W).

Unless the s.g. control is turned very slowly weak whistles will be missed altogether and strong ones

will be noticeable, not as whistles but as slight clicks as they are passed through.

A word of warning here; some whistles may not be due to beats between the oscillator and the s.g., but due to the pick-up of signals. This was found in these tests, for there were whistles at 45 Mc/s and 41.5 Mc/s due to pick-up of Alexandra Palace. They also appeared at 22.5 Mc/s and 20.73 Mc/s on the s.g. due to its second harmonic. Such whistles are easily detected for they do not vary in pitch when the hand is put near the oscillator. This simple test enables them to be weeded out and ignored. They

TABLE 1

Strength	S.G. (Mc/s)	<i>n</i>	Osc. (Mc/s)
M	52	2	77
S	38.5		
W	35.9		
W	32	3	78
S	26		
W	21		
M	19.4	4	77.6
W	17.8		
W	16.2		
W	15.5	5	77.5

are, however, useful in affording a check on the calibration of the s.g.

The whistles found on the first test, ignoring those due to Alexandra Palace, are listed in Table 1. This test was made using a Band I coil. The problem is to find the oscillator frequency from these figures.

At first we consider only the strong whistles since these are probably the ones due to the fundamental of the oscillator. In Table 1 there are only two of these, at 38.5 and at 26 Mc/s. We assume that they are due to two adjacent harmonics of the s.g. If they are, we can at once find out the order of harmonics and hence the oscillator frequency.

Let the order of harmonic be *n* for the higher frequency *f*<sub>2</sub>. The order for the lower frequency *f*<sub>1</sub> must be *n* + 1 if they are adjacent harmonics, so

$$nf_2 = (n + 1)f_1$$

whence

$$n = \frac{f_1}{f_2 - f_1}$$

Applying this we get  $n = 26/(38.5 - 26) = 26/12.5$ .

Now *n* must be a whole number. If we find it is not then the frequencies do not represent adjacent

harmonics. However, in this sort of work, we cannot expect *n* to come out as precisely a whole number, because we cannot read the scale of the s.g. very accurately and also there are errors in calibration. Our figures are only approximate.

In this case *n* comes out at 2.08. It is sufficiently different from an integer for us not to be quite sure whether or not it should really be 2, but we provisionally take it at that and see where we get. So we enter 2 in the *n* column against 38.5 Mc/s and 3(*n* + 1) against 26 Mc/s and multiplying out we get column four. One gives 77 Mc/s for the oscillator frequency, the other 78 Mc/s.

Can we now get some confirmation? If we are right so far we ought to have whistles corresponding to higher harmonics, at about  $78/4 = 19.5$ ,  $78/5 = 15.6$ ,  $78/6 = 13$  and so on. Looking at the Table we see that we had whistles at 19.4 and 15.6 which we classified as M and W. It is reasonable that they should be weaker and so we assume that they do correspond to the 4th and 5th harmonics. We therefore enter 4 and 5 in the *n* column and multiply out to the oscillator column. All the figures in this column should be the same if we are right in our selection of harmonics. The four sets are, in fact, quite reasonably close and there is very little doubt that the oscillator frequency is about 77.5 Mc/s.

We can, however, get a little bit nearer than this, for some of the s.g. readings are likely to be better than others. Assuming that its calibration is good, frequencies which fall between scale divisions, and so require interpolation, are likely to be less accurate than those which happen to fall precisely on calibration marks. We should, too, give a preference to low-order harmonics, other things being equal. In Table 1, therefore, we tend to prefer the 78-Mc/s figure above the others, since the 26-Mc/s reading of the s.g. from which it is obtained corresponds to a scale marking.

### Identifying Other Frequencies

How do the other frequencies arise? They are probably beats of harmonics of the s.g. with second- or third-harmonics of the oscillator. The second is at about 156 Mc/s and if they are beats with this they must be odd-order harmonics of the s.g., for even-order harmonics would only produce beats coinciding with those due to half-the-order with the oscillator fundamental.

The frequencies for which the 3rd, 5th, 7th, etc., harmonics are 156 Mc/s are 52, 31.2, 22.3, 17.3, etc. Mc/s. The first fits precisely and we can say that

TABLE 2

C = 0				C = 5 pF				C = 10 pF			
Strength	S.G. (Mc/s)	<i>n</i>	Osc. (Mc/s)	Strength	S.G. (Mc/s)	<i>n</i>	Osc. (Mc/s)	Strength	S.G. (Mc/s)	<i>n</i>	Osc. (Mc/s)
S	54	2	108	S	44	2	88	S	39.2	2	78.4
W	43.2			S	29.2	3	87.6	S	25.6	3	76.8
S	36	3	108	S	22	4	88	S	19.15	4	76.6
W	33			S	17.5	5	87.5	S	15.35	5	76.75
M	27	4	108	M	14.6	6	87.6	M	12.8	6	76.8
S	21.4	5	107	M	12.55	7	87.85				
S	17.8	6	106.8								
S	15.3	7	107.1								
M	13.4	8	107.2								

the 52-Mc/s whistle is due to the third harmonic of the s.g. beating with the second of the oscillator.

None of the others fits very well. However, we cannot expect to identify all the whistles precisely because our figures are not accurate enough. What with calibration errors in the s.g., errors in reading, changes of frequency in both the s.g. and the oscillator during the measurement due to temperature, mains voltage, etc., one cannot expect precision. What we can do is to identify the order of harmonics in the mains series and that is sufficient.

Some alterations were made to the circuit after these first measurements and the measurements were repeated with three different values for C of Fig. 1, viz., zero, 5 pF and 10 pF, these being the nominal and not measured values of capacitance. The figures obtained are listed in Table 2.

Thus for C = 0 we find 108 Mc/s three times from integral Mc/s readings of the s.g., but all other figures which depend on non-integral readings vary. We thus take 108 Mc/s as the proper value. Again, for C = 5 pF, there are two integral readings which give 88 Mc/s and we take this figure. For C = 10 pF, there is no integral value. Looking down the list we see that 76.8 Mc/s comes twice and that the s.g. readings are nearly half-way between scale marking (on the scale covering 12.8 Mc/s, there are divisions every 0.5 Mc/s). We decide that this is the most probable figure, therefore.

### Capacitance Measurement

From the three figures for frequency we can compute the capacitance of the circuit in three different ways. Let the frequency with one value of capacitance C be  $f_2$  and with  $\Delta C$  added be  $f_1$ , then

$$\omega_2^2 LC = \omega_1^2 LC(1 + \Delta C/C) = 1$$

whence

$$C = \Delta C / \{(f_2/f_1)^2 - 1\}$$

Taking  $f_2 = 108$  Mc/s and  $f_1 = 88$  Mc/s we have

$$C = 5 / \{(108/88)^2 - 1\} = 5/0.51 = 9.8 \text{ pF}$$

Taking  $f_2 = 88$  Mc/s and  $f_1 = 76.8$  Mc/s we have

$$C + 5 = 5 / \{(88/76.8)^2 - 1\} = 5/0.31 = 16.15 \text{ pF,}$$

so C = 11.15 pF.

Taking  $f_2 = 108$  Mc/s,  $f_1 = 76.8$  Mc/s and  $\Delta C = 10$  pF we have

$$C = 10 / \{(108/76.8)^2 - 1\} = 10/0.98 = 10.2 \text{ pF.}$$

All three figures should be the same, of course. The first and the last agree well and point to a capacitance of some 10 pF for the circuit. The middle one does not agree quite so well, but is not far out. It is not surprising that the figures do not agree, because the added capacitances are only nominal values. In addition, the 5 pF value was obtained from  $2 \times 10$  pF capacitors in series, so that there was inevitably a small change of inductance because of the different length of circuit.

With the oscillator coil intended for Band III, the figures of Table 3 were obtained. The most likely figures are, for C = 0, 168 Mc/s, C = 5 pF, 148 Mc/s and C = 10 pF, 132.5 Mc/s. To estimate the capacitance we find.

$$C = 5 / \{(168/148)^2 - 1\} = 5/0.29 = 17.25 \text{ pF.}$$

$$C + 5 = 5 / \{(148/132.5)^2 - 1\} = 5/0.25 = 20,$$

so C = 15 pF.

$$C = 10 / \{(168/132.5)^2 - 1\} = 10/0.61 = 16.4 \text{ pF.}$$

TABLE 3

C = 0			C = 5 pF			C = 10 pF		
S.G. (Mc/s)	n	Osc. (Mc/s)	S.G. (Mc/s)	n	Osc. (Mc/s)	S.G. (Mc/s)	n	Osc. (Mc/s)
56.5	3	169.5	49.7	3	149.1	44.3	3	132.9
42	4	168	37	4	148	33.1	4	132.4
33.8	5	169	29.6	5	148	26.5	5	132.5
			24.6	6	147.6	22	6	132
			21	7	147	18.75	7	131.25
			18.4	8	147.2			

The average capacitance is  $48.65/3 = 16.22$  pF, whereas on Band I it is  $31.15/3 = 10.38$  pF, a difference of 5.84 pF. One of the capacitors employed was changed between the two sets of measurements; it was a ceramic type and broke. One cannot expect exact agreement, therefore, but this does not account for so big a discrepancy.

The reason for the difference is not known. There was a big difference between the amplitudes of oscillation on the two bands. On Band I the amplitude was about 10 V, whereas on Band III it was only around 4 V and fell to 1.5 V with no added capacitance. This may well have had an appreciable effect upon the effective input capacitance of the valve. Transit-time effects may also have played a part.

The particular arrangement used for the oscillator of Fig. 1 proved unsuitable for Band III, for with a reasonable amplitude of oscillation it proved impossible to obtain a frequency much above 150 Mc/s. The reason was almost certainly the type of valve employed. This was an EF91 strapped as a triode and it was used because it was available. A change was afterwards made to the triode section of a PCF80 with which 230 Mc/s was readily obtained.

A check was made on the amount of inductance added by the switch, which was of the ordinary wafer type. The frequency was measured with the coil connected normally to the switch and found to be 132.5 Mc/s. The coil was then connected without the switch, matters being arranged so that no leads changed in length apart from the internals of the switch. The frequency then rose to 148 Mc/s. By chance the change was precisely the same as the removal of 5 pF from the circuit.

In terms of inductance

$$\omega_2^2 LC = 1 = \omega_1^2 LC(1 + \Delta L/L)$$

so

$$(f_2/f_1)^2 - 1 = \Delta L/L = (148/132.5)^2 - 1 = 0.25$$

The switch thus accounted for 25% of the inductance of the circuit!

It is surprising what a lot of useful information about a circuit one can acquire with very little test equipment. The accuracy may not always be high, but it is certainly good enough to keep one on the right lines, and in the measurement of frequency it is limited only by the accuracy of calibration of the signal generator.

In conclusion, it must be emphasized that around 240 Mc/s the whistles obtained are very weak indeed and with the simple detector of Fig. 2 they can only just be heard. They were, of course, two orders higher than in most of the measurements described. The use of an a.f. amplifier after the detector would remedy this, however, and is really necessary for satisfactory operation.

# Vestigial-Sideband Television

## EFFECT ON OLD TELEVISION SETS

**T**HE Alexandra Palace transmitter has long been the exception among television transmitters in that it has radiated a double-sideband signal instead of a vestigial-sideband one. This is because of its antiquity. It was the first television transmitter in the world to operate on a service basis and when it opened on a regular service in November 1936, the vestigial-sideband method of operation was no more than a laboratory idea, if it had been thought of at all.

In its 18 years the transmitter has given some 11 years' service, for it was closed down during the war and for about a year afterwards. It is now to be replaced by a new one at Croydon and this is to be of higher power and of the vestigial-sideband type.

This change may affect some viewers, for a receiver designed for the reception of a double-sideband transmission will not necessarily work satisfactorily on a vestigial-sideband transmission. The converse, however, does hold, and a receiver designed for vestigial-sideband operates on double-sideband transmissions.

In double-sideband transmission, the carrier and both sidebands up to some  $\pm 3$  Mc/s are fully transmitted. In vestigial-sideband transmission the carrier and the lower sidebands, down to  $-3$  Mc/s, are fully transmitted, but the upper sidebands only partially. They are transmitted fully up to  $+0.75$  Mc/s and then rapidly attenuated up to  $+1.25$  Mc/s.

For the reception of such signals, the receiver is tuned so that the carrier falls at  $-6$  dB on the h.f. side of its response curve. There is effectively double-sideband operation for low-modulation frequencies and single-sideband operation for high.

Such a method of reception is perfectly satisfactory for double-sideband reception, for the receiver itself eliminates the upper sidebands of the higher modulation frequencies. All modern receivers are of this kind. One can say, in fact, that almost all receivers marketed since the opening of Sutton Coldfield are of the vestigial-sideband type—and certainly all tunable sets are.

### Double-Sideband Receivers

In the case of a set designed solely for Alexandra Palace, however, there were three possibilities open to the designer. It could be a double-sideband receiver, it could be vestigial-sideband using the upper sidebands, or it could be vestigial-sideband using the lower sidebands. Only the last is still right for vestigial-sideband transmissions.

Most early receivers were double-sideband. The question arises as to how they will react to a vestigial-sideband transmission. Theoretically, the only difference will be a slight falling off in definition, since the absence of one sideband will be equivalent to a 6-dB cut in the high-frequency response.

It is probable that most of these older sets do not in any case have the full bandwidth. It is also probable that their performance has deteriorated and, in particular, that they do not focus too well. It is highly probable, therefore, that their users will

notice little or no difference when the changeover occurs.

Vestigial-sideband receivers designed for upper-sideband reception, however, are in a different position. They were adopted mainly to facilitate sound-channel rejection and are characterized by having few or no sound-trap circuits. One can, in fact, say that if a receiver has no sound-channel rejectors, gives a good definition and does not suffer from sound-channel interference, it must be of the upper-sideband type.

If such a set is used on a vestigial-sideband transmission one might think that it would give no picture, for its pass-band is on the wrong side of the carrier. However, the transmission is double-sideband for frequencies up to  $\pm 0.75$  Mc/s, and over this range the receiver will operate normally. Higher modulation frequencies will be severely attenuated, however, and the result will be a loss of definition.

It is difficult to assess just how great this will be, for it must be remembered that all sets of this type are now some six or seven years old at least and are likely to have deteriorated. The change of picture quality with the new transmitter may well be less than one would expect, therefore.

### Receiver Modifications

Exactly the same thing happens when I.T.A. is received on one of these sets with a convertor. That is a vestigial-sideband transmission and if it can be received well, there is no reason to expect that the new B.B.C. London transmitter will be any worse.

Very few superheterodynes have been made of the upper-sideband type. Most such sets were t.r.f. It may be asked if anything can be done to convert them to lower-sideband operation. The answer is that it depends very much on one's technical skill. In principle, they can be altered, but it is certainly not a very easy thing to do.

The first thing is to re-trim all the r.f. circuits about 3 Mc/s lower in frequency. If this is done, the pass-band will be roughly correct but, to get it exactly right, some careful experimental alignment with signal generator and output meter will be needed.

This is by no means all, however, for it is quite certain that there will then be severe interference from the sound channel. This requires the addition of sound-channel rejectors.

To obtain adequate rejection without spoiling the pass-band, it is essential to use very-high-Q tuned circuits, to couple them loosely to the intervalve couplings and to use at least two or, better, three traps. It is often quite difficult to find room for the traps, particularly as careful screening is needed. If an attempt is made to cure the sound interference with one trap only, it is probable that it will cut into the pass-band so much that the results will be little better than if the receiver had not been altered at all.

# Q MEASUREMENT

With Low Tuning Capacitance

By S. KANNAN,\* B.Sc., Assoc. Brit. I.R.E.

**T**HE basic functional principle of most Q-meters is illustrated in Fig. 1 to refresh the memory. LC are the "Inductor" terminals,  $C_m$  the variable capacitor in the Q-meter and  $R_i$  the injection resistor (usually 0.04 ohm.) By reducing the losses in  $C_m$  to negligible proportions, the Q-meter is designed to read the ratio  $E_o/E_i$  directly as the Q of the inductor connected across LL.

The lowest calibrated value of  $C_m$  in most instruments is about 30 pF. Hence a direct Q measurement on a standard Q-meter is not feasible if the inductor under test resonates to a certain frequency (at which its Q is to be determined) with a capacitance of value less than the minimum  $C_m$  available in the instrument. One such instance was encountered by the author in the course of designing i.f. transformers with high L/C ratio for an f.m. receiver. It was found necessary to determine the Q (at 10.7 Mc/s) of a coil which resonates to 10.7 Mc/s with total of 15 pF across it.

Only indirect measurements of Q are open to us in such cases. After a detailed consideration of possible methods, the author finally settled on one as most satisfactory for all practical purposes, combining operating ease, minimum calculation and minimum of corrections to be applied, and especially eliminating the need to measure  $E_i$  and  $E_o$  with the aid of instruments the effect of whose impedance is not easily allowed for, if it can be evaluated at all to any degree of accuracy.

This method uses a standard Q-meter and is based on the fact that a parallel-resonant L/C circuit behaves, at its resonant frequency  $f (= \omega/2\pi)$  as a pure resistance of value  $Q\omega L$ , where (with negligible error for  $Q > 10$ ) the Q of the circuit is given by the relation<sup>1</sup>:

$$\frac{1}{Q} = \frac{1}{Q_L} + \frac{1}{Q_C}$$

$Q_L$  and  $Q_C$  being the individual Q values of L and C respectively. When the loss in the capacitor is negligible compared to that in the inductor (as in most practical cases),  $Q_C \gg Q_L$ , therefore  $Q = Q_L$ .

If the LC circuit is connected to the "capacitor" terminals of a Q-meter in which a suitable coil has been resonated exactly to the resonant frequency of the LC circuit, then the resonance of the Q-meter should not be affected, as can be checked by means of  $C_m$ . But the measured Q of the coil across LL will now be less, and the Q of the coil L can be derived as a function of this drop in measured Q.

The step-by-step procedure and attendant theory then are as follows:—

- (1) Set Q-meter at the frequency ( $f$ ) at which the Q of the coil (L) under test is to be determined.
- (2) Connect to the "Inductor" terminals a suitable coil ( $L_1$ ) of fairly high Q, which will resonate at  $f$  with  $C_m$  at a convenient value. Resonate the coil  $L_1$  by adjusting  $C_m$ , and read off  $Q'$  carefully.

(3) Make a parallel combination of the coil L under test and a good quality capacitor C, preferably of the semi-variable variety. Connect this combination across the "Capacitor" terminals as in Fig. 2. Check, by operating  $C_m$ , if the resonance is affected. If  $C_m$  has to be reduced to restore resonance, disconnect the LC combination, decrease C slightly and reconnect to see if the original resonance of  $L_1$  is affected. On the other hand, if  $C_m$  has to be increased to restore resonance, a higher value of C is to be taken and the procedure repeated.

Continue in this fashion until the LC combination leaves the resonance at  $f$  unaffected. Read off  $Q''$ , the Q of  $L_1$  with LC across the "Capacitor" terminals.

(4) With C alone across the "Capacitor" terminals, resonate  $L_1$  by readjusting  $C_m$  and read off  $Q'''$ .

(5) Finally, determine the individual inductance values of  $L_1$  and L. If this is done with the aid of the Q-meter itself, the self-capacitance of  $L_1$  may also be determined and noted.

**Calculation:** If R is the shunt resistance of C (i.e., a parallel resistance representing the effect of all insulation losses in C), then

$$\frac{Q' \omega L_1 R}{Q' \omega L_1 + R} = Q'' \omega L_1 \dots \dots \dots (1)$$

If Q is the quality factor of the coil L at  $f$ , then  $Q'' \omega L$  is equal to the resultant of  $Q \omega L$ ,  $Q' \omega L_1$  and R, all three in parallel (Fig. 2).

By equation (1),  $Q''' \omega L_1$  is the resultant of  $Q' \omega L_1$  and R in parallel.

$$\therefore Q'' \omega L_1 = \frac{Q Q' \omega^2 L L_1}{Q \omega L + Q' \omega L_1}$$

$$\therefore Q = \frac{Q''' - Q'}{Q''' Q'} \cdot \frac{L_1}{L} \dots \dots \dots (2)$$

Since  $Q'$  does not appear in the final equation (2), its actual measurement (in step 2) need not be made. It is included only to illustrate the theory.

Fig. 1. Basic form of Q meter.

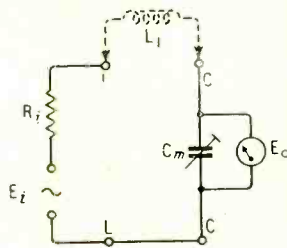
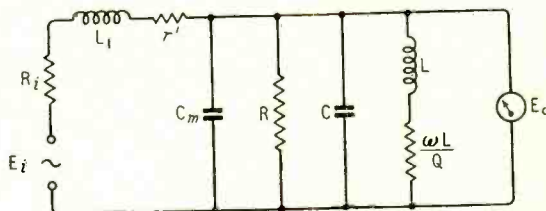


Fig. 2. Q meter arranged with additional coil L as described in the text.



\* E.K. Cole, Ltd.  
<sup>1</sup> "Radio Designer's Handbook", 4th Edition. p. 150.

In the above calculations, the measured values of  $Q$ ,  $Q''$  and  $Q'''$  may be corrected<sup>2</sup> for the effect of the self-capacitance of  $L_1$ , and so the true  $Q$  values can be used in the final equation. Step (4) may be dropped in most cases (and the derivation modified) if  $C$  has very high shunt resistance. It is desirable for  $C$  to have negligible self-inductance, and this is not difficult to ensure.

The highest  $Q$  measured is  $Q'$  for which set of conditions the effective series resistance ( $r'$ ) of  $L_1$  is equal to  $\omega L_1/Q'$ ; hence no correction need be applied for the effect of the injection resistor ( $R_i$ ) on the true  $Q$  values if  $r' \gg R_i$ . The frequency

<sup>2</sup> "Radio Designer's Handbook" 4th Edition. p. 451.

accuracy of the  $Q$ -meter itself need not be of the highest order; nor need the measurements be conducted at *exactly* the same frequency at which the  $Q$  of  $L$  is desired to be determined, since the  $Q$  of a coil is substantially constant over a small range of frequency and since  $f$  (or  $\omega$ ) does not appear in the final equation. Absolute accuracy of calibration of  $C_m$  is again not vital; it need only be ensured that the  $C_m$  setting for resonance (in step 2) is not affected by the connection of the LC combination (in step 3). A fair order of accuracy is essential only in the determination of the individual inductance values of  $L_1$  and  $L$ , as well as in the  $Q$  indications of the  $Q$ -meter itself.

# Sensitive Three-Valve T.R.F. Receiver

*Incorporating Amplified A.G.C. and Negative Feedback Volume Control*

By H. E. STYLES, B.Sc.

**I**N an article published in the *Wireless World* of November, 1951, S. W. Amos and G. G. Johnstone described a three-valve t.r.f. receiver in which amplified automatic gain control was achieved by applying to the r.f. pentode suppressor grid the negative potential changes produced at the anode of an anode-bend detector by rectification of the input signals.

A modified version of this receiver was subsequently described in an article by J. L. Osbourne published in the April, 1954, issue of *Wireless World*. Special features of this modified circuit included the employment of an aperiodic aerial coupling and a diode detector which provided means of incorporating automatically variable negative feedback in the a.f. amplifier.

The writer decided that a circuit incorporating the special features of each of these two receivers might be worthy of investigation and, as an outcome, it has been found possible to introduce modifications leading to greatly enhanced sensitivity and a number of other novel features which it is believed may be of general interest.

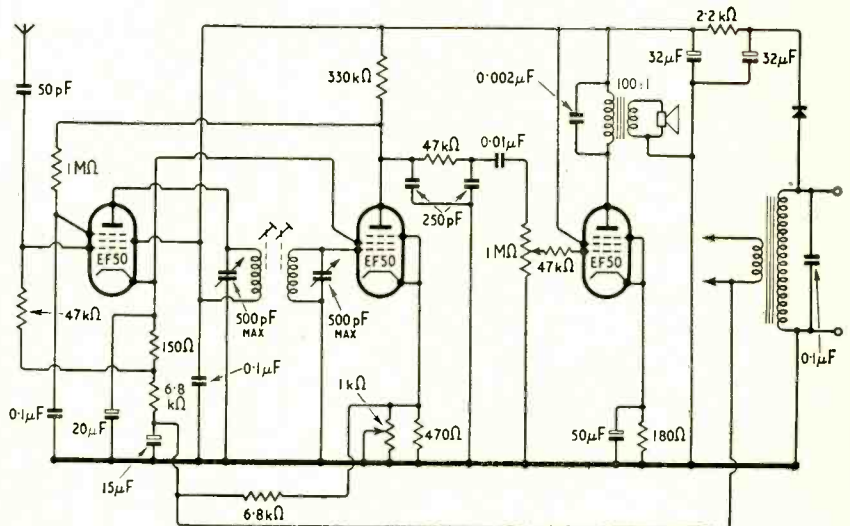
**Preliminary Considerations:**—It was decided that the aperiodic aerial coupling used by Osbourne was undoubtedly worth retaining, not only for the reasons given in his article, but also because it should be virtually independent of the particular characteristics of the aerial employed. On the other hand the anode-bend detector employed by Amos and Johnstone was regarded as

preferable to a diode on the grounds that the former would obviate unwanted damping of the detector circuit.

As a preliminary, therefore, the circuit shown in Fig. 1 was assembled using Litz-wound coils with dust-iron cores for the intervalve bandpass coupling, the required degree of coupling being obtained by spacing them about 1½ in apart. The 0.1- $\mu$ F capacitor across the mains input was found necessary in order to eliminate an otherwise rather pronounced modulation hum.

Very satisfactory results were obtained with this circuit which, in particular, was found to be entirely free from any tendency towards instability over the whole tuning range. This fact prompted an attempt to determine whether reaction could usefully be em-

Fig. 1. Initial circuit which formed the basis for the experiments described in the text.





ments proved necessary at either end of the tuning range.

Thirdly, optimum coupling for the bandpass circuit was attained, at a chosen frequency within the available tuning range, as follows:—Again with the aerial removed, the receiver was tuned to a frequency somewhere near the centre of the tuning range, and the reaction was set so as to just maintain oscillation. The spacing of the coils was then adjusted to give maximum frequency of “motor-boating,” reaction reduced to the minimum necessary for maintenance of oscillation and the coil spacing finally adjusted so that oscillation could be produced with the least possible amount of reaction. This procedure is, of course, based upon the fact that optimum coupling of a bandpass circuit provides the maximum gain obtainable from a pair of coupled coils tuned to the same frequency of resonance.

In the case of the receiver constructed by the author, it was found that reaction effects tended to increase as the receiver was tuned towards the low frequency end of its tuning range. This effect was counteracted by increasing somewhat the coupling between the coils of the bandpass circuit and a compromise setting was established empirically whereby the reaction setting required to just maintain oscillation remained almost constant throughout the major

part of the whole tuning range. For many purposes it would thus seem possible to make the reaction control a pre-set one though the author prefers otherwise.

By virtue of the dependence of reaction upon the overall gain of the radio-frequency section of the receiver, it was found that, with the receiver in a just oscillating condition, oscillation ceased whenever a signal sufficiently strong to cause operation of the automatic gain control was accurately tuned in. The stronger the signal, the greater became the freedom from tendency towards incipient oscillation so that, in effect, the receiver not only possessed automatic gain control but also automatic reaction control. In the case of reasonably strong signals, application of reaction produced little or no change in the volume of sound produced from the loudspeaker owing to the functioning of the automatic gain control. Such reaction, however, resulted in a reduction in the level of interference partly by virtue of the increased selectivity brought about by reaction in the usual manner and partly by virtue of the increased strength of the wanted signal causing the automatic gain control to reduce the overall sensitivity of the receiver to unwanted signals.

**Variable Negative Feedback:**—Having effected what is regarded as a significant improvement in the r.f. and detector portion of the receiver, attention was next directed to the audio-frequency section. The circuit shown in Fig. 1 makes no provision for negative feedback though, wherever possible, such feedback is regarded as very desirable, particularly in receivers employing the EF50 type valve in conjunction with small-sized output transformers which inevitably possess inadequate primary inductance for the required load impedance of some twenty-thousand ohms.

On the other hand, it is equally desirable that, at maximum setting of the volume control, there should be no appreciable negative feedback in order to avoid unwanted loss of sensitivity when it may be desired to receive unusually weak signals. A method of volume control which automatically increases negative feedback from zero, at the maximum volume setting, to a large value (consistent with freedom from instability) at the minimum volume setting is thus to be regarded as the ideal. Attempts leading to a

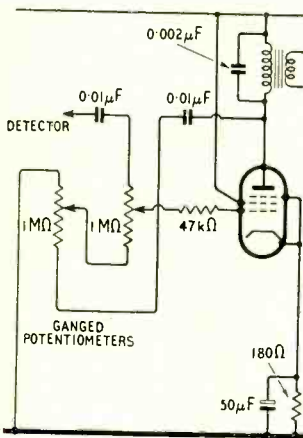
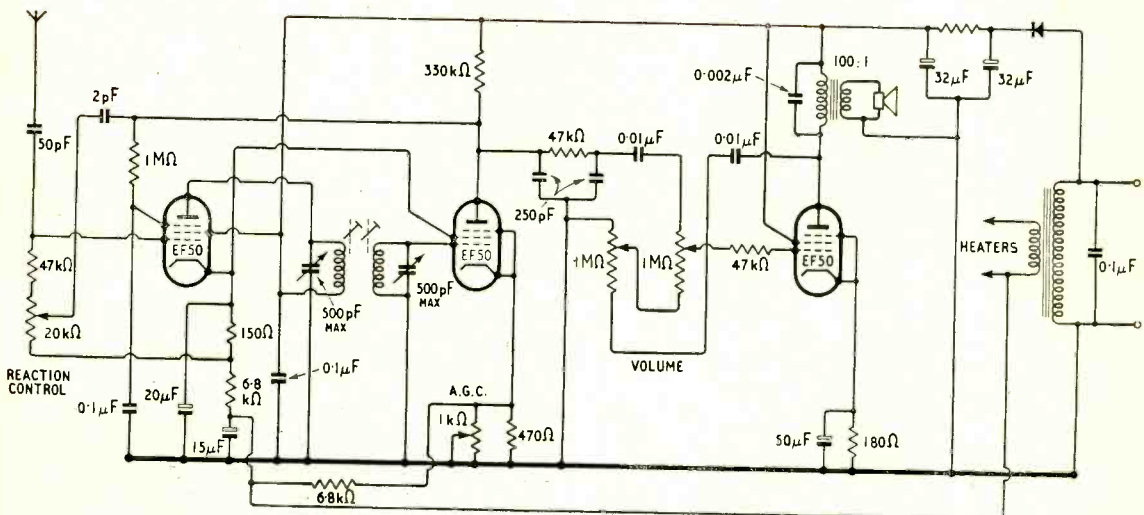


Fig. 4. Negative feedback circuit which provides an adequate range of volume control.

Fig. 5. The final circuit of the receiver incorporating the desirable features described in the text.





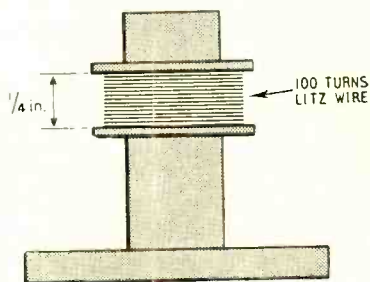
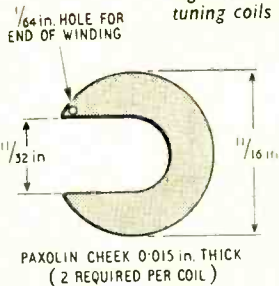
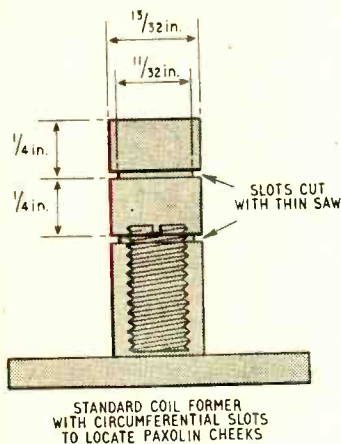


Fig. 6. Details of the former used for the two bandpass tuning coils in the receiver.

successful solution of this problem are described below.

The first possibility investigated involved mechanically coupling the normal output valve volume control potentiometer to a second potentiometer wired into the circuit so as to provide variable feedback from the secondary of the output transformer to the cathode of the detector. This scheme proved to be unsatisfactory for the following reasons: (a) variation of the feedback control potentiometer caused variation in the effective value of the detector cathode resistance and thereby upset the functioning of the amplified a.g.c.; (b) the maximum degree of feedback was limited by onset of instability due to phase changes arising from interval coupling and output transformer characteristics; (c) maximum feedback (consistent with stability requirements) was obtained only when the normal volume control was set to its minimum position. This, of course, implied that the effective amplification of the output stage was reduced to a very small value so that full benefit was not obtained from negative feedback; (d) as the normal volume control was within the feedback loop, its effect was largely nullified by virtue of the feedback and control of volume tended to be confined to the minimum end of the control potentiometer. For the reason given in (c), this could not be considered very satisfactory.

In view of these difficulties it was decided to confine feedback to the output stage alone, a certain amount of feedback being in any case provided in the detector circuit by reason of the un-bypassed cathode resistance.

Initially, attempts were made to obtain the desired degree of feedback without employing anything more than a normal volume control potentiometer, but they proved impracticable because volume could not be reduced sufficiently despite the limiting effect of the receiver's automatic gain control.

The problem was eventually solved by means of the circuit shown in Fig. 4 which involved the use of a pair of ganged one-megohm potentiometers. This arrangement automatically varied the feedback from zero to 100 per cent as the volume control was moved from its maximum to minimum positions. Furthermore, at the minimum volume setting attenuation of the signal input to the output stage was limited to 50 per cent so that, within the feedback loop, amplifier gain was maintained at a reasonably high level.

In practice, owing to the limiting effect of a.g.c. upon the detector output, it proved unnecessary ever to reduce the volume control to anything approaching its minimum setting; hence the signal applied to the grid of the output valve was normally not attenuated to any appreciable extent. Control of volume was thus virtually effected by feedback alone, all surplus signal strength thereby being usefully employed in minimizing distortion. It is, of course, possible to apply 100 per cent feedback in this manner to a single valve without risk of instability and the arrangement can thus be regarded as almost perfectly meeting the ideal requirements for a volume control. Certainly, the results obtained, in comparison with the original control without feedback, amply justified the efforts made to gain the desired effects.

**Final Circuit:**—Fig. 5 shows the complete circuit as finally developed. The previously published articles, to which reference has already been made, should be consulted for details as to the exact mode of functioning of the amplified automatic gain control which, in the present circuit, has been made even more effective by simultaneous automatic control of reaction. A very small aerial is all that is required and its use obviates the likelihood of cross modulation difficulties arising as a result of applying too large an input to the first valve. Even so, a strong local signal causes "swamping" of weaker signals in adjacent channels and it is probable that incorporation of a wave trap, as advocated by Amos and Johnstone, would prove beneficial. This, however, has not so far been attempted.

## APPENDIX

### Coil Design Data

The two coils of the interval bandpass coupling are identical and may be constructed with standard moulded formers of 13/32 inch external diameter fitted with threaded dust-iron cores. Thin Paxolin cheeks are located on the formers by means of slots as shown in Fig. 6, so as to provide a winding space one quarter of an inch in length. Within this space, 100 turns of Litz wire are pile wound in a random manner so as to approximate to wave-winding. The Litz employed consists of nine strands of No. 45 s.w.g. enamelled copper wire enclosed in an outer covering of silk but alternative forms of a similar kind would no doubt be satisfactory. In fact, in view of the use

of reaction, it is probable that solid wire could be employed in place of Litz without detriment to the receiver's performance, though somewhat more reaction might be necessary.

Using tuning capacitors of  $0.0005\mu\text{F}$  maximum

capacitance, the coils described should provide a frequency range of 550 to 1,550 kc/s approximately with the dust cores almost fully inserted which should ensure the maximum benefit from the use of dust-iron cores.

## Manufacturers' Products

NEW EQUIPMENT AND ACCESSORIES FOR RADIO AND ELECTRONICS

### Transformer Tester

A TEST SET known as the "Trantesta," designed primarily for testing for short-circuited turns in television line output transformers, but equally applicable to any iron-cored inductor, is obtainable from Farnell Instruments, 15, Park Place, Leeds. Tests can gener-



"Trantesta" for testing iron-cored transformers for short-circuited turns.

ally be made without removing the component from the set.

The basis of the tester is an a.f. oscillator with a very sensitive microammeter connected in its grid circuit. The transformer under test is connected across the oscillatory circuit by a pair of probe leads and any disturbance introduced by the presence of the "work" is registered on the meter. A transformer with several short-circuited turns causes serious disturbance in the oscillator and gives a considerable deflection on the meter. For simplicity of operation the meter scale is in two coloured sections only, one marked "good"; the other "replace."

Provision is made also for continuity tests for which a second meter scale, marked also "good" and "replace," is provided.

The "Trantesta" measures  $8 \times 5 \times 4$  in, weighs 5lb and costs 17 guineas. It operates from the 200-250V a.c. mains.

### Comprehensive V.H.F. Signal Generator


SHOWN in the illustration is the Type SMAF v.h.f. standard signal generator made by Rohde and Schwarz of Munich and obtainable in this country through Aveley Electric, Ltd., Ayron Road, Aveley Industrial Estate, South Ockendon, Essex. This generator is of

laboratory type and the facilities provided are in keeping with this classification.

Eight different modes of modulation can be applied to an r.f. oscillator covering, by means of a six-way coil turret, a frequency band of 4 to 300 Mc/s. A colpitts r.f. oscillator is employed and is frequency stabilized first by means of a voltage-stabilized power supply and secondly by sampling the r.f. output with a crystal rectifier and applying the resulting d.c. to a current-regulating valve in the cathode circuit of the oscillator.

The various types of output provided are: (1) external video up to 5 Mc/s; (2) external a.m., 30 c/s to 100 kc/s; (3) internal a.m. at 1,000 c/s,  $\pm 5\%$ ; (4) c.w.; (5) internal f.m. at 1,000 c/s,  $\pm 5\%$ , with deviations up to 100 kc/s; (6) external f.m., 30 c/s to 20 kc/s with deviations up to 100 kc/s; (7) 1,000-c/s internal a.m. with simultaneous external f.m., 30 to 20 kc/s; (8) simultaneous 1,000-c/s internal a.m. and 100-c/s f.m.; (9) simultaneous external a.m. and f.m. Amplitude modulation and f.m. deviation are internally monitored, adjusted and read off on meters. Amplitude modulation is applied to a buffer amplifier and f.m. only to the oscillator.

Control of the r.f. output is by means of a step attenuator and a variable capacitance voltage divider, the two giving a calibrated output over the range  $0.05\mu\text{V}$  to



Rohde and Schwarz v.h.f. signal generator, Type SMAF.

50 mV with an accuracy of  $\pm 1\text{ db} + 0.1\mu\text{V}$  up to 225 Mc/s and  $\pm 2\text{ db} + 0.1\mu\text{V}$  from 225 to 300 Mc/s. The output impedance is 60  $\Omega$ .

The generator is housed in a cast light-alloy case with double screening of the oscillator, employs 11 valves and tubes of one kind or another and several metal and crystal rectifiers. It is a.c. operated, weighs 62 lb and costs about £700.

**Electrostatic "Tweeters."** It is regretted that the block on page 568 of the November issue, illustrating the LSH75 and LSH100 units was inverted; the square unit on the right is the type LSH75.

# American Colour Television

COMMENTS ON ITS TEETHING  
TROUBLES FROM A  
B.B.C. ENGINEER

**W**HAT is wrong with American colour television? Why has it not been as successful as was at first expected? Some months ago D. C. Birkinshaw, superintendent engineer of B.B.C. television, paid a visit to the United States to study television techniques, during which time he obtained some very definite answers to these questions. Giving the results of his observations in a recent Television Society lecture, he began by saying that the situation was not due to any failure of the N.T.S.C. compatible system, in which the American engineers still had great confidence. It arose simply because colour television had been launched too soon, before adequate facilities were available to back it up and make it into a reasonable public service.

## Cost of Receivers

To begin with, said Mr. Birkinshaw, the cost of receivers was too high. The average price was in the region of 800 dollars, which was about three times the figure for black-and-white sets. There were some rumours of a drop to 500 dollars but in practice the minimum price was still about 750 dollars. Secondly, the American people apparently did not put much value on the æsthetic advantages offered by colour. They were only concerned with having a picture on all day in the home, which they could look at occasionally in the midst of doing other things. Whether it was in colour or not was immaterial. Arising out of this, the small size of the colour picture (generally 15-in) made it less compelling to the attention than the big 21-inch monochrome pictures to which the Americans were accustomed.

On the transmitting and programme-producing side, Mr. Birkinshaw said the main trouble was that the proportion of television programmes actually transmitted in colour was far too small. The average total of programme time for each network was about 140 hours a week, but of this only one hour was devoted to colour. One reason for this situation was, of course, the enormous cost of producing colour programmes, which was generally too much for the sponsor to pay. In one case an hour of light entertainment had cost 165,000 dollars; of this the sponsor paid only 80,000 dollars while the broadcasting company had to find the rest.

Finally, said Mr. Birkinshaw, there was the poor technical quality of the colour pictures, and for this the receivers were mainly to blame. In his view, nobody in the United States had yet produced a good colour receiver, nor a good three-colour c.r. tube. The colour values on the receiver screen seemed faulty and lacking in subtlety, while tinting occurred on blacks and whites. Registration of luminance and chrominance information was not maintained within the necessary limit, which

appeared to be  $0.1\mu$  sec. Moreover, the luminance bandwidth was deliberately cut to avoid the visible dot pattern caused by the chrominance sub-carrier, and this again resulted in poor definition. (Here Mr. Birkinshaw interpolated that he thought we could do without this bandwidth cutting in Britain and that "notch" filtration of the sub-carrier would be sufficient.) In some viewing tests on a typical American colour receiver it was impossible to find a set of adjustments that was satisfactory for the whole transmission. On the question of servicing, it took about 11 hours to set up a receiver correctly and two hours to change and adjust a three-colour c.r. tube.

The quality of the compatible pictures viewed on black-and-white receivers was better than expected. This impression may have been gained, however, simply because the quality of the ordinary black-and-white pictures was normally so bad! Nevertheless, there were no obvious defects such as sub-carrier dot pattern or noise on the sound.

There were, of course, considerable difficulties at the transmitting end as well. Picture faults were caused by drifts in the cameras, and with three pick-up tubes in each camera this was obviously more serious than in black-and-white television. Very flat lighting was used in the studios (because with "contrasty" illumination the Americans found it difficult to keep their image orthicon pick-up tubes in the linear mode of operation) and this made the colour pictures look inert and lifeless. Mr. Birkinshaw thought that we in Britain would be a long way ahead on this problem by the time colour television arrived here. The great intensity of illumination needed in the colour studios was another difficulty. This was about 400 foot-candles incident\* or, in terms of power, 180 watts per square foot of studio space. As an example, the lighting for one studio consumed as much as 1,250 kilowatts!

Vans were available for outside broadcasting, but the Americans had found this type of work extremely difficult. With sunlight outdoors there were bigger contrast ratios to be handled, while with indoor subjects the intensity of illumination was generally not great enough. As a result there had been very few live outside broadcasts in colour—only about one in four months. It had been found better to use colour film.

## Colour Recording System

The recording of live colour programmes for future transmission (in colour) had also been quite a problem, and setting up the equipment was not at all easy. There was, however, one new colour recording system on the way which looked rather

\* In black-and-white television the intensity required is normally between 30 and 200 foot-candles, depending on the type of camera used.—ED.

promising. In this, each frame of the recording film was divided into four rectangles, three of which contained images giving (in black-and-white form) the brightness values of the red, green and blue components of the picture, the fourth rectangle being unused. The colour film was reproduced by projecting appropriate coloured lights through the three rectangles and combining the images.

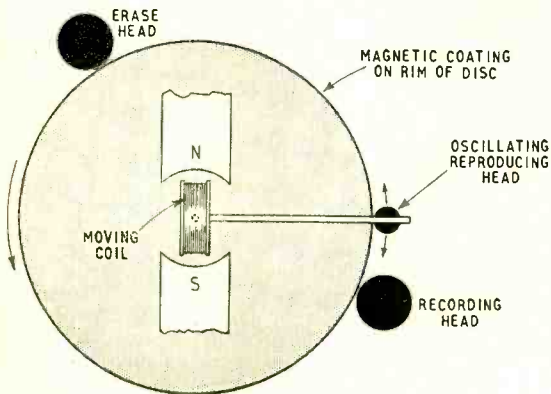
In conclusion, Mr. Birkinshaw said that the lack of success of American colour television, and the particular reasons for it, should provide considerable food for thought for us in Britain at the moment. Choosing a suitable transmission system was one thing, but many other questions apart from the purely technical had to be considered before we could be sure of achieving a successful public service.

# Standards of "Wow" and "Flutter"

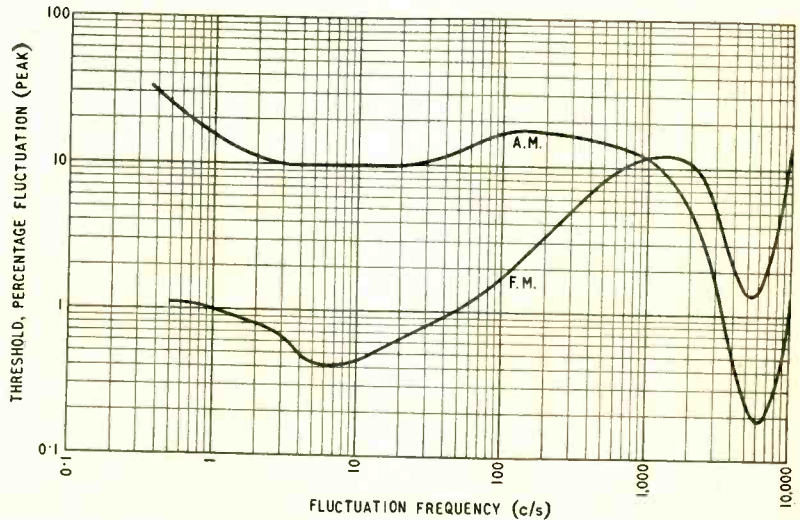
## REALISTIC TESTS USING PROGRAMME MATERIAL

MOST figures for maximum permissible frequency fluctuation, due to imperfections in sound recording and reproducing equipment, have been derived hitherto from subjective tests using artificially generated simple tones. By an ingenious magnetic drum mechanism these tests have now been extended, by A. Stott and P. E. Axon of the B.B.C. Research Dept., to programme material—particularly the piano—in order that results may be expressed more realistically in relation to actual listening conditions.

The rim of a non-magnetic disc is coated with magnetic oxide after the manner of the storage drum units used in computers. The erase, record and playback heads do not make actual contact but are spaced from the surface by about 0.0005 in, and the peripheral speed of the drum is increased to



Pitch-fluctuation generator for programme material.



Amplitude-modulation and frequency-modulation thresholds for piano programme material.

100 in/sec to keep the wavelength long and the output from falling at high frequencies. Erase and record heads are fixed, but the playback head is mounted on a radial arm, driven by a moving-coil mechanism, and can be made to oscillate and so increase or decrease the relative speed of the recording medium past the head. The head and other moving parts have been designed for lightness and can be used to apply waveforms other than sinusoidal. This is important because speed changes can, in practice, be random as well as cyclical.

In a paper\* published recently details are given of tests on 70 miscellaneous subjects, using the piano as the most critical programme material. Similar tests for the effect of amplitude modulation were also carried out and the results are combined in the curves reproduced here, which are put forward as a basis for permissible standards of performance in recording and reproducing systems. The inverse of these curves might also be used in weighting networks for measuring equipment.

\* Proc. I.E.E. Vol. 102, Part B, No. 5, September 1955.

## 1956 DIARY

ONE of the innumerable things affected by the changes in Purchase Tax announced in the Autumn Budget is the *Wireless World* Diary. To the retail prices of 5s leather and 3s 6d rexine must be added 1s and 8½d P.T., respectively.

## DECEMBER MEETINGS

### LONDON

1st. I.E.E.—“Tridac: a large analogue computing machine” by Lt.-Cdr. F. R. J. Spearman, J. J. Gait, A. V. Hemingway and R. W. Hynes at 5.30 at Savoy Place, W.C.2.

6th. Radar Association.—Mullard technical films at 7.30 at the Bonnington Hotel, Southampton Row, W.C.1.

6th. Society of Instrument Technologists.—“Planning a servo-mechanisms laboratory for instructional purposes” by Eric B. Pearson at 7.0 at Manson House, Portland Place, W.1.

7th. I.E.E.—“Some half-tone storage tubes” by R. S. Webley, Dr. H. G. Lubczynski and J. A. Lodge at 5.30 at Savoy Place, W.C.2.

9th. Television Society.—“The secondary emission valve and its applications” by A. H. Atherton at 7.0 at the Cinematograph Exhibitors' Association, 164, Shaftesbury Avenue, W.C.2.

12th. I.E.E.—“The television studio as seen by the producer” by Alvin Rakoff at 5.30 at Savoy Place, W.C.2.

13th. I.E.E. Students.—“Colour television” by L. A. Harris at 6.30 at Savoy Place, W.C.2.

14th. Brit.I.R.E.—“The remote presentation of radar information” by G. J. Dixon and H. H. Thomas at 6.30 at the London School of Hygiene and Tropical Medicine, Keppel Street, W.C.1.

14th. Radar Association.—“Guided weapons” by W. H. Stephens (head of the Guided Weapons Department, R.A.E. Farnborough) at 7.30 at the Anatomy Theatre, University College, Gower Street, W.C.1.

16th. B.S.R.A.—“Transistors in audio amplifier design” by L. B. Johnson at 7.0 at the Royal Society of Arts, John Adam Street, W.C.2.

16th. Radio Society of Great Britain.—Annual General Meeting and presentation of trophies at 6.30 at the Institution of Electrical Engineers, Savoy Place, W.C.2.

### BIRMINGHAM

5th. I.E.E.—“Underwater echoringing” by Prof. D. G. Tucker at 6.0 at the James Watt Memorial Institute, Great Charles Street (joint meeting with the Birmingham Centre of the Institution of Post Office Electrical Engineers).

### CARDIFF

14th. Brit.I.R.E.—A discussion on the training of radio engineers. Openers, Dr. W. J. Thomas, H. Roberts and A. J. Kenward at 6.30 at the Llandaff Technical College, Western Avenue.

### DUBLIN

15th. I.E.E.—“Germanium transistors” by R. McCormick at 6.0 at the Physical Laboratory, Trinity College.

16th. I.E.E.—“Courier to carrier in communications” by T. E. D. Terroni at 8.0 at the Mansion House.

### EDINBURGH

6th. I.E.E.—“Electrical energy from the wind” by E. W. Golding at 7.0 at the Carlton Hotel, North Bridge.

20th. I.E.E.—“High-speed electronic analogue computing techniques” by Dr. D. M. MacKay at 7.0 at the Carlton Hotel, North Bridge.

### FARNBOROUGH

14th. I.E.E.—“The use of transistors in computer type circuits” by G. B. B. Chaplin at 7.30 at the R.A.E. Technical College.

### GLASGOW

7th. I.E.E.—“Electrical energy from the wind” by E. W. Golding at 7.0 at the Institution of Engineers and Shipbuilders, Elmbank Crescent.

8th. Brit.I.R.E.—“Automatic control of machine tools” by H. Ogden at 7.0 at the Institution of Engineers and Shipbuilders, Elmbank Crescent.

### LIVERPOOL

5th. I.E.E.—“Transistor power amplifiers” by R. A. Hilbourne and D. D. Jones at 6.30 at the Electrical Engineering Department, Brownlow Hill.

7th. Brit.I.R.E.—“The development of a design for an angle modulation radic link” by H. C. Spencer at 7.0 at the Chamber of Commerce, 1, Old Hall Street.

### MANCHESTER

1st. Brit.I.R.E.—“The latest developments in computer design” by J. J. Moore at 6.30 at Reynolds Hall, College of Technology, Sackville Street.

1st. B.S.R.A.—Disc and tape recording competition at 7.30 at the Times Recording Studio, Deansgate.

6th. I.E.E.—“Tridac: a large analogue computing machine” by Lt.-Cdr. F. R. J. Spearman, J. J. Gait, A. V. Hemingway and R. W. Hynes at 6.15 at the Engineers' Club, Albert Square.

7th. I.E.E.—“The recent search for and salvage of the Comet aircraft near Elba” by Commander C. G. Forsberg-R.N. and G. G. MacNeice at 6.45 at the Engineers' Club, Albert Square.

13th. Society of Instrument Technologists.—“Electronic developments” by J. E. Fielden at 7.30 at the College of Technology, Sackville Street.

### NEWCASTLE-UPON-TYNE

5th. I.E.E.—“Artificial reverberation” by Dr. P. E. Axon, C. L. S. Gilford and D. E. L. Shorter at 6.15 at King's College.

14th. Brit.I.R.E.—“Metal cone loudspeaker” by W. I. Heath at 6.0 at Neville Hall, Westgate Road.

### PLYMOUTH

1st. I.E.E.—“Transistors” by R. A. L. Cole at 3.0 at the Electricity Showrooms, New George Street.

### SWANSEA

8th. I.E.E.—“Thermionic valves of improved quality for Government and industrial purposes” by E. G. Rowe, P. Welch and W. W. Wright at 6.0 at the South Wales Electricity Board Showrooms, The Kingsway.

### TORQUAY

8th. B.S.R.A.—“Three dimensional sound” by F. H. Brittain at 7.45 at Callards Café.

### WOLVERHAMPTON

14th. Brit.I.R.E.—“Television aerial design for Band III” by I. A. Davidson at 7.15 at Wolverhampton and Staffordshire Technical College, Wulfruna Street.



For more than a generation the name TRIX has been synonymous with quality—for TRIX Sound Equipment is produced to the highest standards of Sound Engineering. Whether it be microphone, amplifier, loudspeaker or gramophone, each unit is designed and built to give reliable and lasting service the world over.



#### MODEL T.103:

High-fidelity Amplifier with numerous applications. Four inputs to suit magnetic or crystal pickups and radio or other input with appropriate selector switch. Outputs for low impedance speakers and 100 v. line. Price: £26 10 0



#### MODEL G781

New high-grade moving-coil Microphone of excellent frequency response, substantially level between 50 and 8,000 c.p.s. Satin-chrome finish. Mic. (G781/A) ..... £7 10 0 With additional switchbox (as illustrated) ... £3 8 0



THE TRIX ELECTRICAL CO. LTD.

MAPLE PLACE, TOTTENHAM COURT ROAD LONDON, W.1

Tel: MUS. 5817. Grams: Trixadio, Wesdo, London

# RANDOM RADIATIONS

By "DIALLIST"

## An Aerial Question

SOMETHING that has been puzzling me for quite a while is that, whereas our aerial manufacturers turn out a special dipole or array for each channel in Band I and Band III, their American opposite numbers advertise "universal" outfits, covering all channels in both bands. Since in some of the bigger towns it may be used for the reception of quite a number of TV transmitters, lying in different directions, the American "antenna array" is often rotatable; but the lengths and the spacings of its elements appear to be as firmly fixed as the laws of the Medes and the Persians. In other words, the Americans seem to have produced satisfactory compromise arrays for both television bands. You switch them, of course; but one array covers the whole of Band I and the other the whole of Band III. Are we, I wonder, over-finicky in preaching that the dipole, reflector and directors must be of precisely the right dimensions and fixed in just the right positions if we're to expect good results? I'm not a bit sure that we aren't; for Devonshire friends of mine, who had been receiving an uncertain picture from Wenvoe, got far better results when they had their sets retuned and their Channel 5 aerials reoriented to the Channel 2 North Hessary Tor.

## It's the Picture that Matters

While I entirely agree that, if you have to make the most of a poor metre-wave signal, the receiving array must be made exactly to fit it, I'm pretty sure that no such thing is necessary when a fine "fat" signal is in question. Here's an example. A London friend, owning a 13-channel set, hadn't managed to get his Band III aerial installed when the I.T.A. transmissions started. Just to see what would happen he connected the inner of a co-axial plug to his wireless aerial and its outer to earth. Result: both picture and sound pretty good. Frankly, again, I can't see why the designers of television aerials work in the mid-frequency—the mean of the sound and vision frequencies. The sound seems pretty well able to take care of itself: one seldom hears complaints about it. It's nearly always

that there's something wrong with the picture. If it is necessary to have a special aerial, or array, for each channel, I'm not at all sure that designers (particularly when they're working on models intended for fringe-area reception) wouldn't be well advised to base their calculations on the vision frequency only. And this, I expect, is where F. R. W. Strafford (or somebody) ups and smites the neck that I've stuck out.\*

## Lights Out!

ONE GATHERS that in some towns in this country TV receivers with no mains transformers are giving those responsible for street lighting a considerable spot of bother. So far as one can make out from reports in the lay Press, the switching on or off of these lights is operated by relays, which are actuated by d.c. injected into the service mains. Thus, when John Citizen comes home for the evening and switches on his television set he is apt to produce in the mains a d.c. "kick," which effectively douses the glims near his house. Presumably, when his neighbour returns home

\* F. R. W. Strafford discusses aerial problems in the present issue.—Ed.

and does likewise, all is light (if not sweetness) again—until another fellow turns his switch, when off they go once more. Great brains are reported to be working on the problem. Dare one hope that their solution will be the outlawing of the transformerless set?

## 405 Lines, Or . . . ?

NEW ZEALAND hasn't yet decided what definition standard she's going to adopt when she starts a television service, for although there has been strong support for a 405-line system like our own the Government is now having second thoughts. I'm not quite so sure as once I was that, taking it all round, a 405-line picture with 50 frames a second makes the best possible use of the channel-width available. With the increasing popularity of bigger and bigger screens liness kept to a minimum might be more attractive than a near-perfect balance between horizontal and vertical definition. We're committed to 405 lines for a long time to come; but New Zealand and a good many other countries with 50 c/s mains supplies aren't.

## Technical Hitch

FROM a non-technical friend, living in north Yorkshire, I have received the following account of a narrow escape from a completely unnecessary outlay on his television outfit,



## "WIRELESS WORLD" PUBLICATIONS

	Net Price	By Post
SECOND THOUGHTS ON RADIO THEORY. "Cathode Ray" of <i>Wireless World</i> . . . . .	25/-	25/8
GUIDE TO BROADCASTING STATIONS 1955-56. Compiled by <i>Wireless World</i> . . . . .	2/6	2/8
WIRELESS WORLD F.M. TUNER. S. W. Amos, B.Sc. (Hons.), A.M.I.E.E., and G. G. Johnstone, B.Sc. (Hons.) . . . . .	2/-	2/2
RADIO LABORATORY HANDBOOK. M. G. Scroggie, B.Sc., M.I.E.E. 6th Edition . . . . .	25/-	26/3
STUDIO ENGINEERING FOR SOUND BROADCASTING. B.B.C. Engineering Training Manual by members of the B.B.C. Engineering Division. General Editor J. W. Godfrey . . . . .	25/-	25/6
INTRODUCTION TO VALVES. R. W. Hallows, M.A. (Cantab.), M.I.E.E., and H. K. Milward, B.Sc. (Lond.), A.M.I.E.E. . . . .	8/6	8/10
RADIO INTERFERENCE SUPPRESSION: As Applied to Radio and Television Reception. G. L. Stephens, A.M.I.E.E. 2nd Edition . . . . .	10/6	10/11
SOUND RECORDING AND REPRODUCTION. A B.B.C. Engineering Training Manual. J. W. Godfrey and S. W. Amos, B.Sc. (Hons.), A.M.I.E.E. . . . .	30/-	30/8
ADVANCED THEORY OF WAVEGUIDES. L. Lewin . . . . .	30/-	30/7
FOUNDATIONS OF WIRELESS. M. G. Scroggie, B.Sc., M.I.E.E. 5th Edition . . . . .	12/6	13/-

A complete list of books is available on application.

Obtainable from all leading booksellers or from

ILIFFE & SONS LTD., Dorset House, Stamford Street, London, S.E.1.

which I hope the B.B.C. and the I.T.A. will note, inwardly digest and act upon. It was his very first television receiver. The dealer brought it to his home; went up aloft to fit the aerial and then proceeded to adjust. Try as he would (and did) the said dealer could obtain none but the poorest pale, jittery picture. "Can't understand it," he said at last; "we generally find reception excellent hereabouts. This must be a bad spot and the only thing I can do is to fit a more elaborate aerial array; that'll cost you another £11." Feeling that it was no good spoiling the ship for want of a ha'porth of tar, my friend agreed. The dealer went his way, promising to bring the other aerial next morning. That evening my friend switched on the set just to see what it would do. To his utter astonishment, a perfect picture appeared on the screen as soon as the valves had warmed up. Ringing up a neighbour, he found that owing to one of those technical hitches Holme Moss had been transmitting on much reduced power earlier in the day. He was fortunately able next morning to telephone the dealer in time to prevent him from coming out with the extra £11 worth of aerial equipment.

### Letting Them Know

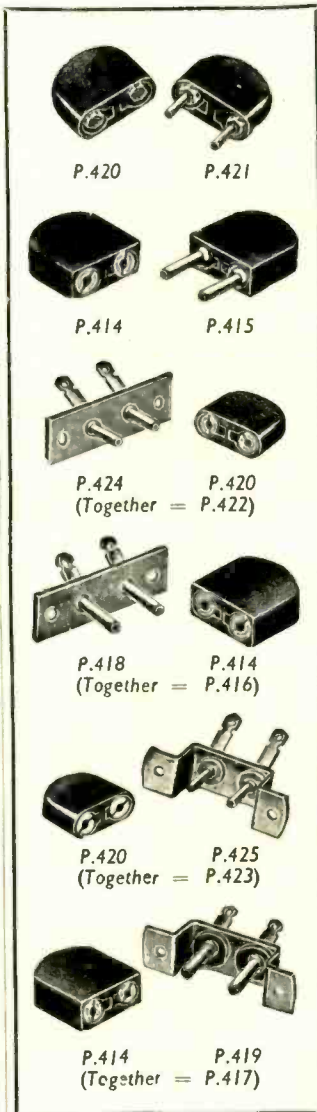
The point is that neither he, nor the dealer (who acted in perfect good faith) knew, or had any means of knowing, that when the receiver was installed the transmitter was working with much reduced power output. One wonders (a) how many needlessly elaborate aerial arrays are installed by honest dealers when such mishaps occur at TV transmitting stations and (b) how much worried knob-twiddling is done by viewers, who fear that the worst, or something very like it, has happened to their sets. My correspondent makes a suggestion which I regard as eminently reasonable and recommend to both the B.B.C. and the I.T.A. for serious consideration. It is this: when for one reason or another the output power is reduced there should be superimposed on the picture some agreed and unmistakable indication that signal strength is below par.\* I'm sure that such a system of notification would be warmly welcomed.

\* B.B.C. stations which rely on the radiated signal from another station for retransmission do superimpose a white bar on the picture when the received signal is below par.—ED.

## SMALL MAINS CONNECTORS

1.5 to 3 Amperes—250 Volts

THESE Mains connectors are small, neat and reliable, the socket members measure only  $\frac{1}{8} \times \frac{1}{4}$  in. (approx.). They are ideal for use with radio, television, and other light-load electronic equipment, especially where space must be conserved. They are also suitable for other 2-wire or twin connections; indeed many low-voltage uses as well as on Mains. Manufactured from the finest grade bakelite and S.R.B.P. All metal parts are Silver-plated. Fitted with resilient metal socket and tubular or solid non-resilient pins, for easily soldered connections.



LIST NOS. P.420 (Socket), P.421 (Plug).  
Clamp connections. Overall dimensions:—  
Socket =  $27/32$  in.  $\times$   $11/32$  in.  $\times$   $19/32$  in.  
Plug = ditto plus pins  $\frac{1}{8}$  in. long. Electrical  
ratings = 3A. at 6V., 2A. at 110V., 1.5A.  
at 250V.

★

LIST NOS. P.414 (Socket), P.415 (Plug).  
Clamp connections. Overall dimensions:—  
Socket =  $\frac{1}{2}$  in.  $\times$   $\frac{1}{2}$  in.  $\times$   $13/16$  in. Plug =  
ditto plus pins  $\frac{1}{2}$  in. long. Electrical ratings =  
6A. at 6V., 4A. at 110V., 3A. at 250V.

★

LIST NOS. P.420 (Socket), P.424 (Plug).  
Overall dimensions of Plug =  $1 \frac{1}{8}$  in.  $\times$   
 $\frac{1}{2}$  in.  $\times$   $\frac{1}{2}$  in., Solder connections. Electrical  
ratings = same as for socket (List No.  
P.420), see above.

★

LIST NOS. P.414 (Socket), P.418 (Plug).  
Overall dimensions of Plug =  $1 \frac{1}{8}$  in.  $\times$   
 $\frac{1}{2}$  in.  $\times$   $\frac{1}{2}$  in. Solder connections. Electrical  
ratings = same as for socket (List No.  
P.414) see above.

★

LIST NOS. P.420 (Socket), P.425 (Plug).  
Overall dimensions for Plug =  $1 \frac{1}{8}$  in.  $\times$   
 $\frac{1}{2}$  in.  $\times$   $\frac{1}{2}$  in. Solder connections. Electrical  
ratings = same as for socket (List No.  
P.420), see above.

★

LIST NOS. P.414 (Socket), P.419 (Plug).  
Overall dimensions for Plug =  $1 \frac{1}{8}$  in.  $\times$   
 $\frac{1}{2}$  in.  $\times$   $\frac{1}{2}$  in. Solder connections. Electrical  
ratings = Same as for socket (List No.  
P.414), see above.

For full technical details  
on these and all other  
BULGIN components, send  
for catalogue No. 195/WW.

Price 1/- post free.

# BULGIN

THE CHOICE



OF CRITICS

A. F. BULGIN & CO. LTD.  
BYE - PASS ROAD,  
BARKING · ESSEX  
Rippleway 5588 (5 lines)

# UNBIASED

By FREE GRID


## Undebunking Wrotham

I DON'T suppose that the word "undebunking" has the slightest etymological justification but as it exactly suits my purpose, I make no apology for coining it.

As every reader of *Wireless World* knows, the B.B.C. has, in past years, experienced increasing difficulty in providing a reliable broadcasting service throughout the country due to the ever-increasing number of Continental stations struggling for existence in a restricted ether space.

Like the Empire builders of old, the B.B.C. decided to emigrate to the wide open spaces and these they have found up among the higher frequencies. There is plenty of elbow room there and as everybody knows it is possible to transmit a wide a.f. band without falling foul of other stations. Now it was, I think, the undue publicity given to this latter fact that led many people to believe in the equation  $v.h.f./f.m. = Hi-Fi$ . This belief has, however, been successfully debunked in *Wireless World* and elsewhere. It has been pointed out that the a.f. band is limited by the technical characteristics of the G.P.O. lines which feed the programmes to the transmitter.

Now it has always been my privilege to disagree with my technical betters and I cannot help feeling



My technical betters.

that this debunking process has been carried a little too far and a little undebunking is necessary. I would make bold to say that Wrotham does provide a very real hi-fi service to that section of the community it is intended to serve. To use a simple analogy; to a man born and brought up in a boiler factory a journey in a

London tube would seem like Nirvana itself whereas to anybody used to the peace of Juan Fernandez it would be like hell on earth.

It is all a matter of relativity. I cannot believe that the ardent debunkers, technically correct as they undoubtedly are, realize what the radiations of Wrotham mean to thousands of listeners who, for years past, have had their music mixed up with monkey chatter from the Continent as well as local man-made interference. To a starving man a meal at a coffee stall seems like a Lucullan repast.

All that I have said does not contradict the fact that none of us can have real hi-fi broadcasting in our homes until the limitations of the G.P.O. landlines have been overcome. The Germans have shown us one way out of the difficulty; maybe we can cap this with a better one.

## Do You Know?

WHILE browsing through the pages of the November issue of *Wireless World* my attention was caught by a paragraph with the above heading (on page 571). I found that I was stumped by the very first item of the quiz as I couldn't say off-hand what is the correct element length of a Band II aerial. I eagerly read the remaining queries expecting to be directed to another page for the correct answers.

I must confess to a slight feeling of annoyance when I found that I was referred to the 1956 *Wireless World* Diary for the answers. This feeling soon passed, however, and I hurried round to the local stationers to buy my copy. I was glad to find I had scored quite a high percentage of success in my answers. I do think, however, that the Editor might have offered a prize of a diary for an all-correct solution even though I myself would not have won one. I doubt if any of you would have done so either; in fact I feel so strongly about it that I will pay for a diary for any of you who can send the

Editor an all-correct solution without looking in the diary or other reference books.

## The Televisaphone

THE THREAT of the televisaphone, or in other words the marriage of television with the telephones, draws



The favourite blonde.

ever nearer. It is inevitable that one day sight will be added to sound on our telephones and we shall no longer be able to answer the phone in our negligé.

I cannot think that this invention is one which is wanted by anybody, but by a slight modification it could be made into a boon and a blessing to man. As at present planned the screen will be switched into circuit at the same time as the mike and earpiece by the lifting of the handset. What is wanted, however, is that the energizing of the bell operates a relay which switches on the television screen so that we can see our caller before we answer the phone.

At present when the bell rings we haven't the remotest notion whether the person at the other end is our favourite blonde or our Aunt Maria. In order to find out, we are compelled to say "hallo" and if it happens to be Aunt Maria or somebody equally objectionable there is no escape as our voice will have given us away.

I do admit that my idea is one which could be abused. There would be nothing to stop an unscrupulous person like the local rate collector from ringing me up and hiding his face behind a lifeseize photo of a fascinating female. Therefore until this difficulty can be overcome I think it better not to have video added to the audio of our telephones.

## Science Fiction

HAVING so much to do with scientific truth in *Wireless World* it is not surprising that science fiction has little appeal for me. However, I have read some of it and I cannot help being struck by the lack of imagination of certain writers. Dealing as they do with marvellous space ships of 1985 or thereabouts they still seem to be using the radio techniques of 1955.

When the commander of one space ship talks to another by radio he still calls out "over" as a signal to his opposite number to switch over from receive to transmit. Even in 1955 we are getting beyond this stage; in 1985 this "over" business will be as remote as the coherer is to-day.





**DEPENDABLE**  
*Electrical  
Measuring*  
**INSTRUMENTS**



Model 7  
Universal AVOMETER



AVO  
VALVE CHARACTERISTIC METER

THE "Avo" Instruments here illustrated, produced by the pioneers and leading manufacturers of multi-range electrical testing instruments, exemplify the best traditions of British design and craftsmanship.

"Avo" Instruments are renowned for their high standard of accuracy, their versatility, robustness, and compact portability. Originality of design is combined with close attention to the practical needs of modern industrial and laboratory users.

You can depend on "Avo." When choosing instruments, consult our complete Catalogue, a copy of which may be had free on application.



AVO  
ELECTRONIC TESTMETER



AVO Wide Range  
SIGNAL GENERATOR

*The* **AUTOMATIC COIL WINDER & ELECTRICAL EQUIPMENT CO., LTD.**

AVOCET HOUSE · 92-96 VAUXHALL BRIDGE ROAD · LONDON S.W.1 · Phone: VIctoria 3404 (9 lines)

# Pye Telecommunications announce a **NEW TWO-WAY RADIO EQUIPMENT**

Demonstrations of a new equipment, designed in Cambridge, have been given in London recently to representatives of Police and Fire Services, Local Authorities and Industrial Organisations. This equipment has been designed to defeat the chronic shortage of two-way radio channels.

**Known as the Pye "Ranger" it is the solution to the frequency shortage which is hamstringing mobile radio users in Great Britain!**

The new equipment operates on a channel spacing of only 25Kc/s—a quarter of the customary spacing—thus potentially quadrupling the number of mobile radio channels. Robust construction, excellent performance and carefully selected components make it capable of operating under arduous conditions and in any weather.

This mobile radio is designed for fitting in the dashboard of ordinary cars and vehicles. The price of the equipment, notwithstanding its many-times improved specification, is approximately the same as that of earlier equipments which it now replaces.

*Please write for full details.*





# QY3-65

## V.H.F. POWER TETRODE

*a new addition  
to a popular range*



This new tetrode, the QY3-65, embodies a similar technique and construction to the Mullard range of all-glass transmitting valves which are already well established in communications and industry. It has an anode dissipation of 65 watts and a maximum frequency of 250 Mc/s and is directly interchangeable with the American 4-65A.

Relatively high outputs can be obtained from the QY3-65 at low anode voltages, and its quick heating filament allows power consumption during standby to be reduced to a minimum. Write for detailed information on this valve, power triodes and other tetrodes made by Mullard.

MAXIMUM OPERATING CONDITIONS (CLASS C AMPLIFIER) AT 50 Mc/s									Maximum frequency at reduced ratings (Mc/s)
Valve	Type	V <sub>a</sub> (V)	V <sub>g1</sub> (V)	I <sub>a</sub> (mA)	I <sub>g1</sub> (mA)	V <sub>in</sub> (peak) (V)	P <sub>load</sub> (W)	η %	
QY3-65 (CV1905)	TETRODE	3000	-100	115	10	170	224	81	250
TY2-125 (CV1924)	TRIODE	2500	-200	205	40	390	310	76	200
QY3-125 (CV2130)	TETRODE	3000	-150	167	6.5	300	300	75	200
QY4-250 (CV2131)	TETRODE	4000	-225	312	9	374	800	80	120

# Mullard

MULLARD LTD., COMMUNICATIONS & INDUSTRIAL VALVE DEPT.,  
CENTURY HOUSE, SHAFESBURY AVENUE, LONDON, WC2





# MINIATURE

## CO-AXIAL SEALED PLUGS AND SOCKETS



732560  
732557



732561  
732558



732564  
732563



732562  
732559

**TYPE APPROVED—  
COMPLYING WITH R.C.S. 322  
PRESSURE SEALED AND  
100% TESTED  
USED WITH UNIRADIO  
43 CABLE**

EXNING RD., NEWMARKET

A.I.D. & A.R.B. - APPROVED  
**POWER CONTROLS**  
LIMITED

PHONE: NEWMARKET 3181/2/3

# Thinking of buying a Tape Recorder?

WITH SO MANY Tape Recorders now on the market you may be finding it difficult to make your choice. So let us tell you something about the Ferrograph and the policy behind it.

Perhaps you did not know that the Ferrograph was the first portable Tape Recorder ever to be made in this country—that by virtue of its outstanding achievements it has been selected by the Services, by foreign broadcasting organisations, by educational authorities throughout the country, by large industrial users and by the B.B.C.

In overseas markets, too, the Ferrograph success story has been repeated time and again. Whenever, in fact, it has been competitively tested against other Tape Recorders, the result has been almost a foregone conclusion.

As a result, therefore, we have never been able to make enough Ferrographs to satisfy the demand. For this we make no apology—it is, perhaps, the penalty of success. We are certainly not prepared to depart from those high standards of performance and dependability that every Ferrograph owner has learned to expect and appreciate.

## FERROGRAPH FACTS FOR THE KNOWLEDGEABLE

- **Twin Track (to International standards):** Playing British and American pre-recorded tapes
- **Playing Time with 1,750 ft. Reel:** 45 minutes per track at  $7\frac{1}{2}$  i.p.s. (other speeds pro rata)
- **Signal to Noise Ratio:** Better than 50 db, 200/12,000 c.p.s. Unweighted, including hum, 45 db
- **Quick Rewind** in less than 60 seconds • **Signal Level Meter** giving positive reading
- **"Wow" and Flutter:** Less than 0.2% at  $7\frac{1}{2}$  i.p.s. • **Output Power:**  $2\frac{1}{2}$  watts into 15 ohms
- **Frequency Response:**  $\pm 3$  db 50/10,000 c.p.s. at  $7\frac{1}{2}$  i.p.s.
- **Longterm Speed Stability:** Less than .5% variation

MODEL 2A/N  $3\frac{3}{4}$  and  $7\frac{1}{2}$  i.p.s. 76 gns.

MODEL 2A/NH  $7\frac{1}{2}$  and 15 i.p.s. 86 gns.

Dealerships in several of the principal towns are still open and applications are invited.



# Ferrograph


artistry **I**n **T**he **A**ttic...




**B**oth **B**ands **C**omplete the picture

Antiference indoor aerials are available for Band 1 and Band 3 Television reception and for Band 2 sound broadcasts. A variety of models can be supplied for easy and speedy fitment in loft or room. Telescopic tunable rods permit a tuning adjustment on many aerials to provide peak performance under almost any set of conditions. *Illustrated literature from your usual Radio and T.V. Dealers.*

Model U4V., List Price 24/-, for Band 1 is illustrated below.



*This is Model U2RC/B3, List Price 20/6, shown in position behind a door and "out-of-sight", supplied complete with 15ft. co-axial cable.*



**ANTIFERENCE**  
LIMITED

The design and construction of Antiference aerials are fully protected and covered by patents or patents pending.

**BICESTER ROAD, AYLESBURY, BUCKS.**  
DEB/2325

Telephone: Aylesbury 1467/8/9

## VOLTAGE STABILISERS

Cold cathode gas-filled voltage stabilisers manufactured by English Electric Valve Co. Ltd. provide a sensibly constant output voltage from a source of supply liable to fluctuation, satisfying all requirements for reliability and conforming to British Service specifications. Whether your needs are for general, rugged or high stability type stabilisers and reference tubes, your requirements can be adequately met from our range which is the most extensive provided by any manufacturer in Great Britain. Send for full technical data.



## 'ENGLISH ELECTRIC'

Type	C.V. No.	Base	Max. Length mm.	Max. Diameter mm.	Striking Voltage (Maximum)	Operating Voltage	Ignition Electrode Voltage	Ignition Electrode Resistance (Megohms)	Maximum Tube Current	Minimum Tube Current	Regulation over Current Range (Volts)	American Equivalent
QS. 75/20	CV. 284	B7G	54	19	110	75	—	—	20	2	6	—
QS. 75/60	CV. 434	B8G	80	30	177	75	—	—	60	5	5	—
QS. 92/10	CV. 188 CV. 1070	BRITISH 4-PIN	85	33	140	92	—	—	10	1	5	—
QS. 95/10	CV. 286	B7G	54	19	110	95	150	0.25	10	2	5	—
QS. 108/45	CV. 422	B8G	80	30	120	108	150	0.1	45	5	5	—
QS. 150/15	CV. 287	B7G	54	19	170	150	240	0.25	15	2	5	—
QS. 150/40	CV. 216	I.O.	105	39.5	180	150	—	—	40	5	5.5	OD3
QS. 150/45	CV. 395	B8G	80	30	170	150	200	0.1	45	5	5	—
QS. 1201	—	FLYING LEADS	90	19	110	75	—	—	15	2	4.5	—
QS. 1202	—	FLYING LEADS	90	19	133	108	—	—	15	2	3.0	—
QS. 1203	—	FLYING LEADS	90	19	180	150	—	—	15	2	4.5	—
QS. 1204	—	B7G	54	19	133	108	—	—	25	5	3	—
QS. 1205	CV. 3798	I.O.	105	39.5	105	75	—	—	40	5	6.5	OA3
QS. 1206	CV. 686	I.O.	105	39.5	133	108	—	—	40	5	5.5	OC3
QS. 1207	CV. 1832	B7G	67	19	185	150	—	—	30	5	6.0	OA2
QS. 1208	CV. 1833	B7G	67	19	133	108	—	—	30	5	3.5	OB2
HIGH STABILITY TUBES												
QS. 83/3	CV. 449	B7G	54	19	125	83	—	—	5	1	0.6	5651
QS. 1200	CV. 2225	B7G	54	19	180	150	—	—	15	5	5	—


ENGLISH ELECTRIC VALVE CO. LTD.



Waterhouse Lane, Chelmsford  
Telephone: Chelmsford 3491

# THE DUOMAGNETTE

## THE LATEST ELAC FOCALISER



*Leading the  
field in TV  
components*



Improved beam focus and picture positioning with minimum effect on scan coils and ion trap assemblies.

- Fitted with latest type dual "Magnadur" sintered Oxide Magnets.
- Magnets DO NOT ROTATE during adjustment.
- Friction damping ensures smooth positive movement without backlash.
- Rapid and easy adjustment of focus and picture position.

*For wide angle tubes with 38 mm.  
diameter necks.*

#### RETAIL PRICES IN U.K.

Type FD12/90 (Low flux) .....	22/6
Type FD13/90 (Medium flux) .....	23/-
Type FD14/90 (High flux) .....	25/-

## ELECTRO ACOUSTIC INDUSTRIES LIMITED

Stamford Works, Broad Lane, Tottenham, N.15


Telephone: TOTtenham 0505-7



# RELAYS

## Enclosed Types

Our Relay, Types 100/105, 151/156, and 630/605 are available in diecast cases, 4" x 4" x 2". The illustration shows Type 151.



Relays mounted with terminal block and conduit entry in side or back as required.

TELEPHONE NEWMARKET 1381-2-3

TELEGRAMS MAGNETIC NEWMARKET



**MAGNETIC DEVICES LTD**  
EXNING ROAD, NEWMARKET

MD 5



## HIGH FIDELITY plus HIGH VERSATILITY

Behind the new RCA High Fidelity Amplifier stands over a quarter of a century's skill and experience in designing professional sound reproducing equipment. This Amplifier includes several exclusive features entirely new to audio engineering, thus making it many years ahead of its time both in design and construction.★

The resulting performance will be found to give a new meaning to high fidelity reception and a new realism to recorded music.

The RCA High Fidelity Amplifier can be incorporated successfully into any existing home audio system. The versatility of its input and output facilities coupled with the wide measure of control afforded by the Pre-Amplifier means that it can be used in conjunction with most high quality audio equipment.



## High Fidelity

RCA PHOTOPHONE LIMITED

An Associate Company of Radio Corporation of America

Lincoln Way, Windmill Rd., Sunbury-on-Thames, Middx.

Telephone: Sunbury-on-Thames 3101.

### PRE-AMPLIFIER

#### INPUTS—Magnetic Pickup

B.78. 16 mv input for rated output. 300 c/s Turnover. 6 DB Roll-off at 10 Kc/s.

A.78. 14 mv input for rated output. 500 c/s Turnover. 16 DB Roll-off at 10 Kc/s.

L.P. 13.5 mv input for rated output. 500 c/s Turnover. 12 DB Roll-off at 10 Kc/s. Flattened LF at 50 c/s to + 13 DB.

R.I.A.A. 11.5 mv input for rated output. 500 c/s Turnover. 14 DB Roll-off at 10 Kc/s. 3 DB Flattening at 50 c/s.★

Crystal Pickup. 35 volt with inbuilt equalisation from constant amplitude to constant velocity output enabling switched replaying characteristics to be accurately employed.

Radio/Tape High Level 200 mv. Flat characteristic. Low Level 50 mv. Flat characteristic.

Microphone 6.5 mv for rated output. Flat characteristic.

Mixer Facilities for microphone input, with radio/tape/gramo inputs.★

OUTPUT. 1.2 volts from cathode follower stage.

TAPE RECORDING OUTPUT. 1.2 volts cathode follower independent of monitoring.

BASS & TREBLE. Plus and minus 14 DB at 50 c/s and 10,000 c/s.

VOLUME. Twin ganged control giving correct gradation ★

LOW-PASS FILTER. Switched 10 Kc/s, 7 Kc/s, 5 Kc/s and Flat.

HIGH-PASS FILTER. Inbuilt, attenuating below 20 c/s.

FILTER SLOPE. Variable to 35 DB per octave.

POWER REQUIREMENTS. 375 v/7 ma, 6.3 v/1 amp.

### MAIN AMPLIFIER

OUTPUT. 12 watts rated. Peak in excess of 20 watts over 25-20,000 c/s.★

DISTORTION. Total harmonic less than .1% at 10 watts—700 cycles.

NOISE LEVEL. 85 DB below rated output.

DAMPING FACTOR. Variable from positive to negative values.

FREQUENCY RESPONSE. Within 0.2 DB 20—25,000 c/s ± 0.5 DB 10—60,000 c/s.

FEEDBACK. 40 DB total.★

OUTPUT IMPEDANCES. 4 ohms, 7 ohms, 15 ohms.

INPUT VOLTAGE. 1.2 v for rated output.

ANCILLARY POWER SUPPLIES. 375 volts 45 milliamps, 6.3 volts 2.5 amps available for VHF Tuner, Pre-amplifier and Tape Reproducer amplifier.

POWER CONSUMPTION. 130 VA at full load. AC input 100/150 and 200/250 volts.

PRICE £48.0.0 COMPLETE.

# NEWNES GREAT NEW REFERENCE WORK

★ **BROADCASTING** ★ **NAVIGATION**  
★ **COMMUNICATIONS** ★ **SERVICING, ETC.**

## RADIO AND TELEVISION ENGINEERS' REFERENCE BOOK

### 45 SECTIONS CRAMMED WITH FACTS, FIGURES AND DATA

This brand-new work provides in compact form all the information required by ENGINEERS, TECHNICIANS, RADIO AMATEURS, and those engaged in design, maintenance, technical sales, operation and servicing of modern radio and TV transmitting and receiving equipment.

You will find this work invaluable—supplying in an instant the practical data and theory, the formulæ, calculations and technical information you need, and which is often not obtainable without recourse to numerous references. For you, the technician and executive-to-be, it is indispensable.

This is a Newnes publication and worthy of your immediate attention. Claim your copy for Free Examination to-day—there is no cost or obligation.

**THE MOST UP-TO-DATE WORK OF ITS KIND IN EXISTENCE!**

Written by **36 SPECIALISTS**

NEWNES

### RADIO AND TELEVISION ENGINEERS' REFERENCE BOOK includes:—

Formulæ. Calculations. Electron optics. Studio equipment. Transmitter power plant. Aerials. Amateur radio equipment. Waveguides. V.H.F. Transmitter-receiver Equipment. Commercial H-F links. Navigation and Radar. Aero equipment. Industrial TV. Valves. Tubes. Transistors. Diodes. Interference. Magnetic and Disc recording. Gramophone mechanisms. Measuring and Test equipment. Radio and TV installation and servicing. Projection TV. Units and symbols, etc., etc.

It is impossible to list above more than a very small fraction of the contents of this important new work—so we provide you with the opportunity to examine it freely in your own home, and without obligation. Seize this opportunity by posting the coupon now . . . it is greatly to your advantage.

PROVE ITS VALUE—

# FREE FOR 7 DAYS

To: George Newnes, Ltd., 65-69, Great Queen Street, London, W.C.2.

Please send me Newnes RADIO AND TELEVISION ENGINEERS' REFERENCE BOOK without obligation to purchase. I will either return the work within eight days or I will send the first payment of 7s. 6d. eight days after delivery, and 10s. monthly thereafter, until the sum of £3 17s. 6d. has been paid. Cash price within eight days is £3 12s.

Name .....

Address .....

Occupation .....

Your Signature .....

(Or your Parent's Signature if under 21)

Place X where it applies

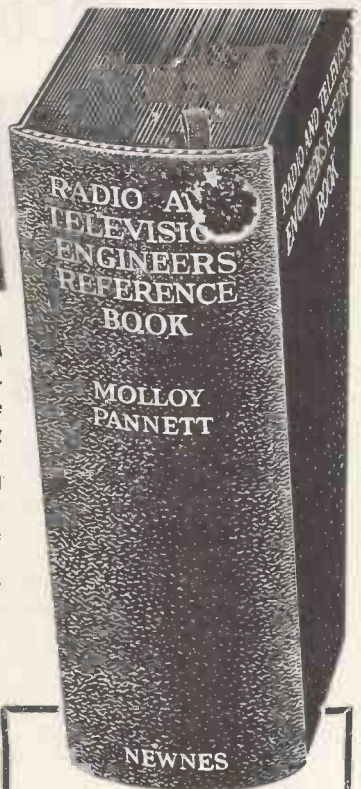
Home-owner

Householder

Living with Parents

Lodging Address

RTRB41



OVER

**1,600**

pages crammed with information to meet your everyday needs.

**45**

main sections, written and compiled by leading authorities.

**1,860**

diagrams, tables, standard formulæ, calculations, measurements, etc.

**2,500**

cross-referenced index entries enabling wanted information to be found in an instant.

**POST COUPON NOW**  
**NO COST OR OBLIGATION**

# WHAT AMERICA'S LEADING HI-FI PUBLICATION SAYS ABOUT THE STENTORIAN H.F. 1012

"Without doubt, the most remarkable \$16 speaker we have ever heard!"

It's only 10in. in diameter, but the cone resonance is 35 cycles; this would be unusually low for a 15in. model. Since it is difficult or impossible to get clean bass response much below the cone resonance frequency, it is decidedly advantageous—so far as this factor is concerned—to have it as low as practicable. We mounted the 1012 in one of our standard enclosures (a 9½ cubic foot solidly built bass reflex) with a feeling of pleasant anticipation. Results at the low end were not disappointing in the least; smooth, pure bass was obtained down to about 34 cycles. At 37 cycles response was at full strength. This from a 10in. cone, at \$16, is really something!

Response in the range from about 2,000 to 5,000 cycles seemed to be substantially above that of the rest of the range. This gave an overall tonality that many find exciting; for our part, we preferred to use the 1012 as a woofer only. With a separate tweeter and a 1,000 cycle crossover network we had a system that, in our opinion, rivalled many at three times the price!



Prov. Patent 10037/53

★ **This Transatlantic testimony reinforces the unanimous approval of five of Britain's leading experts—**

F. J. Camm, Editor of *Practical Wireless* and *Practical Television*; Percy Wilson, Technical Editor *The Gramophone*; John Gilbert of Northern Polytechnic and of B.B.C. Inventor's Club; Donald Aldous Technical Editor *Gramophone Record Review*; Miles Henslow *Record News*.



Descriptive leaflets on all Stentorian speakers, the bass reflex cabinets and the new WB12 amplifier sent on request. Ask your usual dealer to demonstrate, or see and hear all Stentorian products at our London Office (109 Kingsway, W.C.2) any Saturday from 9 a.m. to noon.

WHITELEY ELECTRICAL RADIO CO. LTD., MANSFIELD

## Stentorian HI-FI UNITS

INCORPORATING THE PATENTED CAMBRIC CONE & UNIVERSAL IMPEDANCE SPEECH COIL AT 3, 7.5 AND 15 OHMS

**H.F. 1012** 10in. Diecast unit, incorporating 12,000 gauss magnet. Handling capacity, 10 watts. Frequency response, 30 c.p.s.—14,000 c.p.s. Bass resonance, 35 c.p.s. **£4. 17. 6 TAX PAID**

**H.F. 812** Diecast 8in. unit, incorporating 12,000 gauss magnet. Handling capacity, 5 watts. Frequency response, 50 c.p.s.—12,000 c.p.s. Bass resonance, 65 c.p.s. **£4. 2. 9 TAX PAID**

**H.F. 912** 9in. Diecast unit, incorporating 12,000 gauss magnet. Handling capacity, 7 watts. Frequency response, 40 c.p.s.—13,000 c.p.s. Bass resonance, 45 c.p.s. **£4. 7. 3 TAX PAID**

**H.F. 1214** (15 ohms only) 12in. unit, incorporating 14,000 gauss magnet. Handling capacity, 15 watts. Frequency response, 25 c.p.s.—14,000 c.p.s. Bass resonance, 39 c.p.s. Diecast chassis. **£9. 15. 6 TAX FREE**



**CATHODEON**

# Quartz Crystals

FOR  
RELIABLE  
FREQUENCY  
CONTROL

*Frequency Range, 2,000—20,000 kc/s*

*Our range now includes crystals for close tolerance requirements*

ENQUIRIES ARE INVITED FOR OVERTONES UP TO 60 MC/S.

**CATHODEON CRYSTALS LIMITED**

LINTON · CAMBRIDGESHIRE · Telephone LINTON 223



FOR SOUND REPRODUCTION

We are proud of the vast number of our loudspeakers incorporated in radio and television receivers used throughout the world.

Their quality of reproduction and unfailing performance have been amply proved over many years in every climate and condition of service.

Rola Celestion Ltd.

FERRY WORKS, THAMES DITTON, SURREY  
TELEPHONE: EMBerbrook 3402/6



## FLEXIBLE REMOTE CONTROL OUTFITS

Our experience in the industrial field has indicated that there is a definite need for this type of outfit offering facilities for making prototype flexible remote controls as required.

The two gauges of Remote Control flexible shafts in these outfits cover the range of torque loadings required for • volume controls • all types of wave change switches • condensers • all controls likely to be met in electronic, radio and television equipment.

The outfits are reasonably priced and comprise:


- No. 130 (.130 in. dia.) for remote controls up to 4 in. length.....£7. 0.0
- No. 150 (.150 in. dia.) for remote controls up to 6 in. length.....£7.10.0

(For use without flex'ble casing)



BRITANNIA WORKS, 25-31 ST. PANCRAS WAY, LONDON, N.W. 1.

Telephone : EUS.on 5393




The S. S. White Company will be pleased to advise which Outfit is most suitable for specific applications.

A detailed Parts List is available upon request.

THE **THIRD** IN A SERIES IN THE INTERESTS OF A BETTER UNDERSTANDING OF VIBRATION TECHNIQUE

## do you know...!

that a vibrator can be hung from a structure and operated as a seismic device



\*  
\*  
\* In most applications of structural testing the vibrator is mounted firmly on the  
\* ground and the force is transmitted by a coupling shaft. If an extra stiffening  
\* suspension is fitted to the vibrator, the driving spindle can be clamped to  
\* the structure so that the weight of the vibrator hangs seismically on the  
\* suspension. Mounted in this way, forced vibrations can be excited at frequencies  
\* down to the natural frequency of the suspended vibrator (say 10c/s).

\* The illustration shows this method applied to a motor car body and could  
\* also be applied to other structures such as bridges where the height from  
\* the ground would introduce difficulties if a coupling shaft were used.

\* The body of the vibration generator is then free to move up and down and  
\* the reaction of the inertia force is imparted to the structure.

\*  
\* Write for reprint of article in 'The  
\* Motor' June 15th 1955 on "Testing  
\* Cars for Noise and Vibration"  
\*  
\*

### If you have a vibration problem—

★ *fatigue testing, torsional or flexure testing or structural investigation—consult Goodmans first. The Goodmans Vibrator Range includes models developing  $\pm 500$  lb. to a midget with force output of  $\pm 2$  lb.*

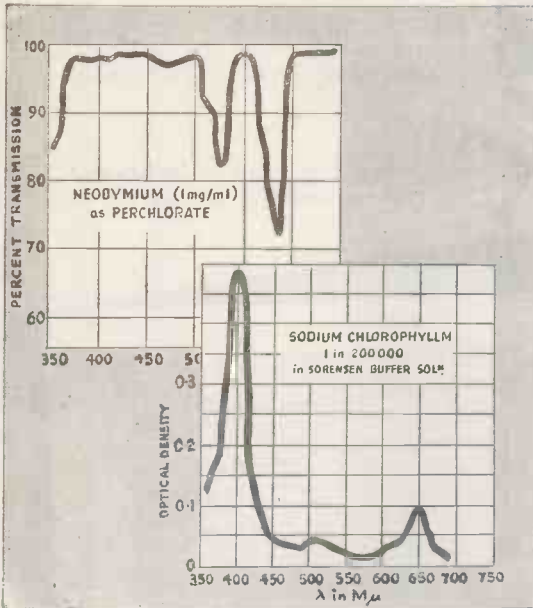
Full technical data from "Vibration Dept. W"

# Goodmans

# Vibration Generators



# CONSTANT VOLTAGE TRANSFORMERS IN RESEARCH



*Percentage Concentration....?*

## CONSTANT VOLTAGE *required!*

The Physicist tells us that with an electrical light source:

$$\text{Intensity} \propto (\text{Volts})^4$$

Hence in all photometric devices as used in spectroscopic analysis, it is essential that a reliable stabilized voltage supply is available. The research chemist turns to "Advance" Constant Voltage Transformers to fulfil this need for which they are so admirably suited.

*The illustration of spectrophotometer by courtesy of Unicam Instruments.*

*Full details given in folder W28, gladly sent on request.*



**ADVANCE COMPONENTS LTD**  
MARLOWE RD., WALTHAMSTOW, LONDON, E.17  
Telephone: LARKSwood 4366

Introducing the Dual-throated Port principle

# TANNOY

## HIGH FIDELITY DOMESTIC LOUDSPEAKERS

TANNOY PRODUCTS LIMITED, Practitioners in Sound  
West Norwood • London • S.E. 27 • Gipsy Hill 1131


The loudspeaker enclosures in this new range are designed to take full advantage of the outstanding performance of Tannoy Dual Concentric Loudspeaker Units. For the first time the dual-throated port principle is employed, marking a notable advance on the more orthodox type of reflex cabinet.

Both corner and side wall models make optimum use of the additional acoustic loading offered by walls and floor.


Styling is modern but restrained and a wide range of carefully chosen veneers is available to blend with any furnishing scheme. Cabinets are hand-polished and fitted with tygan plastic fabric coverings—acoustically superior to cloth or metal, and easily cleaned with a damp sponge.



LANDSDOWN  
Height 2'-8", width 3'-0", depth 1'-5"



CANTERBURY  
Height 3'-1", width 2'-1", front to rear corner 1'-5"



YORK  
Height 3'-9½", width 2'-8", front to rear corner 1'-10½"




AUDIO  
PERFECTION



*Garrard*

THE  
FINEST  
RECORD PLAYING  
EQUIPMENT  
IN THE  
WORLD





## Ferranti Valves for FM/AM Radio Receivers

*The types illustrated are as follows: ECC85, ECH81, EF85,  
EABC80, EL84, EZ80, EM80.*



**FERRANTI LTD · GEM MILL · CHADDERTON · OLDHAM · LANCs**

London Office: KERN HOUSE, 36 KINGSWAY, W.C.2

**SUFLEX** and  
*automation*

Automation is presenting new problems in design, and terminations are assuming a new importance. The single-ended Suflex S.E. type Capacitor may be invaluable in this field.



S.E. Type  
(1800 pF,  
10%, 500 volt)

*The Suflex H.S. Type Polystyrene capacitor is already very well known at present. If, however, you have an eye to the future, it will pay you to look closely at these three new types, too.*

**SUFLEX** and  
*miniaturisation*

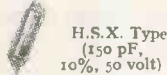
Miniaturisation leads to all-round economy and clean layout. The Suflex H.S.M. type Capacitor gives first-rate electrical performance and continues to fit into rapidly diminishing spaces.



H.S.M. Type  
(270 pF, 2%,  
350 volt)

**SUFLEX** and  
*transistors*

Transistors are upon us and demand the utmost miniaturisation, of course with lower voltages. The Suflex H.S.X. type Capacitor will play an important part in I.F. and R.F. applications.



H.S.X. Type  
(150 pF,  
10%, 50 volt)

*These progressive Suflex components can play an important part in your new developments. May we co-operate with you in their application and send you samples?*





## *You are there...*

The performance of a great orchestral work produces a picture in sound which taxes the finest reproducing system. Recreating this picture in the listener's own home demands not only wide frequency response but, essentially, faithful transient response, if the performance is to be heard in all its natural colour and beauty.


Suitably mounted and driven, R. & A. reproducers have all the attributes to "take you there," as many leading set makers have discovered.

**R & A**

---

LOUD-SPEAKER MANUFACTURERS TO THE RADIO INDUSTRY SINCE 1930  
REPRODUCERS AND AMPLIFIERS LIMITED . WOLVERHAMPTON . ENGLAND

# "Straightforward & Logical System of Control"



## QUAD II CONTROL UNIT - SPECIFICATION

### FREQUENCY RESPONSE :

Cancel position.  
 Radio and Tape inputs: 20-20 000 c/s within 0.3db.  
 Microphone input: 20-18,000 c/s within 1 db.  
 Pickup Input (R.2): Within 0.5db of stated characteristics.  
 Other plugs, no significant change.  
 Bass and Treble controls: Within 1db of published curves.  
 Filter frequencies (ff): 5Kc/s, 7Kc/s 10Kc/s  $\pm$  250 c/s.  
 Filter slope: Level to 50 db/Octave.

### INPUT SENSITIVITIES (for 1.4 V.rms output):

Radio and Tape: internal impedance 100 K $\Omega$ : 100mV.  
 Microphone: " " 100 K $\Omega$ : 1.5mV.  
 Pickup: to suit pickup in use, adapted by plug-in unit.

### DISTORTION (1.4 V output):

All controls 'level,' Radio input or R.2 pickup input: 0.02% approx.  
 Least favourable arrangement of plugs and controls: less than 0.1%

**POWER SUPPLY:** The unit takes its power from the main amplifier  
 330 V 2 mA } Plus currents taken by tuner units which may be  
 6.3 V 1 A } connected to sockets provided.  
 Maximum power available from tuner sockets:  
 330 V 30 mA (each tuner)  
 6.3 V 2.5 A (total) The heater supply is C.T. to chassis.

**V LVES:** 1 x EF.86 (Z.729 or 6267), 1 x ECC.83 (12AX7) (ECC.81, B30? or 12AT7 with changed bias resistor).

### BACKGROUND :

-70 db or where applicable, approximately 6 db above equivalent thermal noise of input impedance.

### MECHANICAL :

Front panel: Die-cast, stove finished silvered fawn, machine engraved.  
 Knobs: Aluminium, stove matt brown, machine engraved.  
 Chassis and Cover: Steel, rust-proof processed, stove steel grey.  
 The complete unit, electrically and mechanically is fully tropical and suitable for all climatic conditions.

**DIMENSIONS :** 10½" x 3½" x 6½".

**WEIGHT :** 7 lb. nett (3.15 Kg.).


**ACOUSTICAL**

Send for illustrated brochure giving full details of the QUAD II Amplifier

# QUAD II

... for the closest approach to the original sound.

# Marconi Three Channel Telegraph / Telephone H.F. Receiver for remote control



## TYPE HR 51

The Type HR 51 equipment is suitable for reception of telegraph or telephone signals on any one of three pre-set HF channels. It may be remotely controlled for channel selection and fine tuning from a distance of up to 10 miles. Control can be over the same wires as carry the AF signal output or a separate pair, provided the control circuit does not exceed 1000 ohms loop resistance. The receiver can be used to operate a recording unit such as the Marconi HU 11. Two may be connected for diversity reception, feeding a recording unit such as the Marconi HU 12.

Power supply components are housed in a compact bench mounting cabinet with the receiver. Access to all receiver controls and the valves is by a hinged door, which protects the controls from accidental interference. Lamps indicating the selected channel are visible through an aperture when the door is shut. Further access is by removable panels. The HR 51 is also available for rack mounting with associated equipment. The remote control unit, not shown here, is suitable for bench or rack mounting and requires connection to a mains supply point.

*Over 80 countries now have Marconi equipped communications systems. Many of these are still giving trouble free service after more than twenty years in operation.*



**Lifeline of communication**

# MARCONI

**COMPLETE COMMUNICATION SYSTEMS**

*Surveyed, planned, installed, maintained*

*Partners in progress with The 'ENGLISH ELECTRIC' Company Limited*

**MARCONI'S WIRELESS TELEGRAPH CO. LTD., CHELMSFORD, ESSEX**

LC 14





# *Hi Fi—the new sound in home entertainment*



## *Cantata* HIGH FIDELITY LOUDSPEAKER SYSTEM

The PYE CANTATA is an attractive complete high fidelity loudspeaker system for home use. It comprises a high quality 12" unit acoustically mounted in a special multiport reflex enclosure, heavily braced and lagged to give an extremely smooth bass response — with no cabinet vibration or rattle. The CANTATA can be used in conjunction with any high quality amplifier such as the PYE PF91. The highly polished walnut cabinet has been specially designed to fit tastefully and unobtrusively into the home of today.

Pye Corporation  
of America,  
270 Park Avenue,  
New York.

Pye (New Zealand) Ltd.,  
Auckland C.I.,  
New Zealand.

Pye-Canada Ltd.,  
Ajax,  
Canada.

Pye Pty. Ltd.,  
Melbourne,  
Australia.

Pye (Ireland) Ltd.,  
Dublin,  
Eire.

Pye Limited,  
Mexico  
City.

Pye Radio & Television  
(Pty.) Ltd.,  
Johannesburg,  
South Africa.






Pye Limited,  
Tucuman 829,  
Buenos Aires.

P Y E L I M I T E D O F C A M B R I D G E

# Precision Relays

*An extensive range  
of standard types  
always available  
for prompt delivery*

**SPECIAL TYPES  
DESIGNED TO SUIT  
YOUR NEEDS**



**ELECTRO  
METHODS**  
LTD  
OF STEVENAGE

—THE WORLD-RENOWNED SPECIALIST DESIGNERS  
AND MANUFACTURERS OF ALL TYPES OF RELAYS

*Now FREE to all!*

#### THE E-M TECHNICAL ADVISORY SERVICE

Regardless of whether your relay problem is simple or complex, the fact remains that the only reliable solution is that which entirely eliminates risk.

We therefore respectfully invite you to avail yourself of the wide resources of technical knowledge and practical experience possessed by the specialist technicians of our Relay Division.

**Full technical data  
and illustrated leaflets  
promptly forwarded  
on request!**

**ELECTRO METHODS LTD. 12-36 CAXTON WAY, STEVENAGE, HERTS. Phone: STEVENAGE 780**

## Model 1433 Voltage Calibrator



Primarily designed for the calibration of input voltages applied to Cathode Ray Oscillographs, this Unit will be found invaluable in any application where an accurately-known and continuously variable a.c. source at 50 cycles is required.

Any voltage from 3 millivolts up to 100 volts is attainable, the output of the Calibrator being read directly on the scale of a first-grade 4 in. meter to an accuracy of better than 5%.

Provision is made to allow the unit to operate with one side of its output at earth potential or at any reasonable level above or below earth by an external biasing arrangement.

*Write for illustrated leaflet to :—*

## COSSOR INSTRUMENTS LIMITED

(Dept. 1) COSSOR HOUSE · HIGHBURY GROVE · LONDON · N.5

TELEPHONE: CANonbury 1234 (33 lines)

TELEGRAMS: COSSOR, NORPHONE, LONDON

CABLES: COSSOR, LONDON

**m-i-n-u-t-e-s** into seconds...

with the brilliant **NEW**  
**Superspeed**  
**SOLDERING IRON**

MANUFACTURED FOR ENTHOVEN SOLDERS LTD. BY SCOPE LABORATORIES, MELBOURNE, AUSTRALIA



### STAR FEATURES

- ★ Heats up from cold in 6 seconds—by a light thumb pressure on the switch ring.
- ★ When not in use, current is automatically switched off—thus greatly reducing wear of copper bit. Electricity consumption is correspondingly reduced.
- ★ It is 10" long, weighs 3½ ozs., can be used on 2.5 to 6.3-volt supply. 4-volt transformer normally supplied.
- ★ More powerful than conventional 150-watt irons and equally suitable for light wiring work or heavy soldering on chassis.
- ★ Simple to operate, ideal for precision work. Requires minimum maintenance at negligible cost. Shows lowest operating cost over a period.
- ★ Can be used from a car battery.
- ★ It is by far the most efficient and economical soldering iron ever designed for test bench and maintenance work.



### STAR APPLICATIONS

Designed on an entirely new principle, this light-weight, versatile iron is eminently suitable for soldering operations in the RADIO, TELEVISION, ELECTRONIC and TELECOMMUNICATION industries, particularly for all SERVICE work. For general purpose work the Superspeed Iron is the ideal stand-by soldering tool.

The **Superspeed** soldering iron is available **NOW**

Write for full particulars, including guarantee terms and free trial facilities, to the sole concessionaires in this country—

ENTHOVEN SOLDERS LIMITED  
 (Industrial Equipment Division), 89 Upper Thames St.,  
 London, E.C.4. Telephone: MANSion House 4533



# B.C.C. V.H.F. Mobile Radio



**BRITISH COMMUNICATIONS CORPORATION LIMITED**  
Second Way, Exhibition Grounds, Wembley, England

Telephone: WEMbley 1212

Telegrams: BEECEEE



# OSCILLOSCOPE

AND

# OSCILLOSCOPE CAMERA

TYPE 723

TYPE 758

THE OSCILLOSCOPE TYPE 723 is a general purpose instrument with a flat frequency response from D.C. to 5 Mc/s. Special features include an Automatic Brilliance Control, adjustable E.H.T. voltages, Time Base speeds up to 10 cms per microsecond, automatic synchronisation limiting, instantaneous shifts, and a versatile Auxiliary Amplifier.

The instrument utilises a vertical cathode ray tube with a 4in. flat screen, viewed through a surface-aluminised mirror. For recording purposes the Oscilloscope Camera Type 758 is mounted permanently above the Oscilloscope, and photographs are taken by withdrawing the viewing hood and photographing directly downwards through an aperture thus exposed in the top of the instrument.

**Y Plate Amplifier:**

**Input:** *Balanced, Unbalanced or Differential.*  
**Frequency Response:**  $\pm 2$  db from D.C. to 5 Mc/s.  
**Overload:** *Over 5 cms at 4 kV. E.H.T. voltage.*

**Time Base:**

**Range:** *0.5 second to 1 microsecond.*  
**Operation:** *Repetitive or Triggered.*

**E.H.T. Voltages:** *1, 2, or 4 kV.*

**Dimensions:** *19in. wide, 21in. high and 8½in. deep.*

**Price:** *£160.*



THE OSCILLOSCOPE CAMERA TYPE 758 is designed specifically for use with Airmec Oscilloscopes. It may be used for single shot photography or continuous recording, and a motor with variable speed gearing is included for the latter purpose. The cassettes will accommodate 100 feet of 35 mm. film or paper and a footage indicator shows the amount of film used.

**Film:** *Standard 35 mm film or paper.*  
**Film Speed:** *0.5, 1.5 and 4.5 ft. per second.*  
**Lens:** *The camera employs an f/3.5 lens.*  
**Dimensions:** *19in. wide, 7in. high and 8½in. deep.*  
**Writing Speed:** *Using a fast film and an E.H.T. voltage of 4kV on the Oscilloscope Type 723, the maximum writing speed is approximately 20 kilometres per second.*  
**Power Supply:** *The camera operates from 200-230 volt, 50 c/s mains.*  
**Price:** *£100.*



*Full details of these or any other Airmec instruments will be forwarded gladly upon request.*

**AIRMEC**  
L I M I T E D

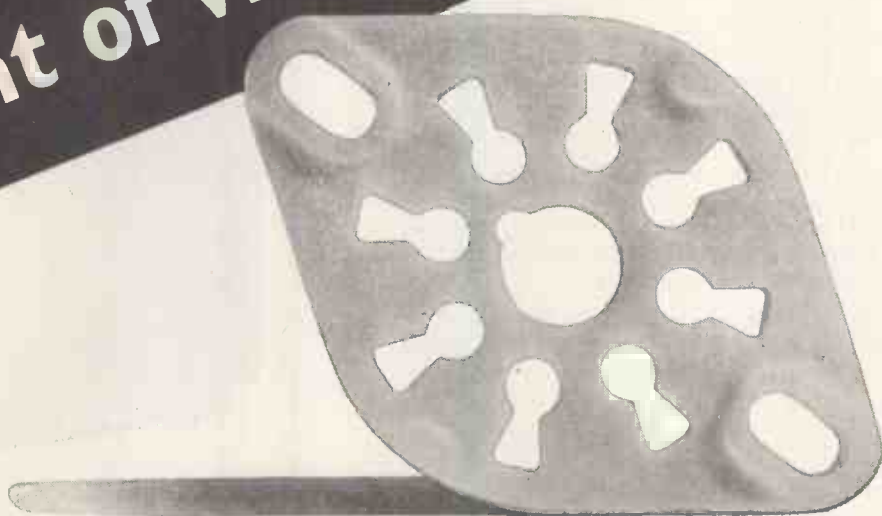
HIGH WYCOMBE - BUCKINGHAMSHIRE

Telephone : High Wycombe 2060

Cables : Airmec, High Wycombe



from every  
point of view



'Frequentite' is the most suitable insulating material for all high frequency applications. Seventeen years ago we introduced the first British-made low-loss ceramic, and consultation with us before finalising the design of new components is a wise precaution.

**STEATITE & PORCELAIN PRODUCTS LTD.**

Head Office: Stourport-on-Severn, Worcestershire. Telephone: Stourport 111. Telegrams: Steatite, Stourport



## 20 Mc/s FREQUENCY MONITOR

The Automatic Frequency Monitor (20 Mc/s) is but one of a series of high grade monitors now in course of manufacture for the accurate measurement of frequency.

Employing hard valve techniques throughout, it will measure any frequency in the range 10 c/s to 20 Mc/s to an accuracy within  $\pm 1$  part in  $10^6$ .

The result, in decimal notation, is presented on eight panel mounted meters each scaled from 0 to 9 and the unknown frequency is automatically remeasured every few seconds.

This new equipment presents a considerable advance in frequency measuring techniques and apart from normal laboratory applications, is ideally suited for incorporation in production testing routines.

Full technical information on this and other frequency measuring equipment is available on request.



### CINEMA TELEVISION LTD

A COMPANY WITHIN THE RANK ORGANISATION LIMITED

WORSLEY BRIDGE ROAD · LONDON · S.E.26  
HITHER GREEN 4600

SALES AND SERVICING AGENTS:

Hawnt & Co. Ltd., 59 Moor St. Birmingham, 4

Atkins, Robertson & Whiteford Ltd., 100 Torrissdale Street. Glasgow, S. 2

F. C. Robinson & Partners Ltd., 122 Seymour Grove, Old Trafford, Manchester, 16



# PRECISION *High Fidelity* 4 SPEED TRANSCRIPTION UNITS

Engineered by Swiss Master craftsmen  
for the discerning listener.



With variable speed  
adjustment and introducing the  
**NEW UNIQUE** groove  
location device.

## OTHER MAIN FEATURES

- Speed continuously variable from above 78 r.p.m. to below 16 r.p.m. Pre-set adjustable "click-in" positions for 78, 45, 33½ and 16 r.p.m.  
*These features are invaluable for:*  
Playing old celebrity discs requiring speeds above 78 r.p.m.  
Tuning record pitch to a musical instrument.  
Correcting for mains frequency variations.
- Accurately balanced heavy precision made turntable eliminates Wow and Flutter
- Unique VERTICAL EDGE-DRIVE PULLEY principle eliminates Rumble.
- Less than 1% change in speed for up to 13% change in Line Voltage.
- Large resilient 4-pole constant velocity motor.
- External adjustment provided for precision diecast arm with plug-in shell. Fitted as standard on models GL50-3, GL50-4 and GL56 with the superb Goldring Variable Reluctance Cartridge No. 500.

Diamond Styli now available at £3/15/0. P.T. £1/4/6.

Type GL50-4 Four speed. Price **£15/15/0**  
110-250 volts, 50 cycle. P.T. £5/2/7

Type GL55 Four speed. Price **£12/12/0**  
110-250 volts, 50 cycle less pick-up and arm. P.T. £4/1/11

Type GL50-3 Three speed. Price **£15/15/0**  
100-250 volts, 40-60 cycles P.T. £5/2/7  
The above are not fitted with groove location device.

Type GL56 Four speed. Price **£16/16/0**  
110-250 volts, 50 cycle with pick-up arm and cartridge number 500. P.T. £5/9/2  
The above have groove location device.

Sole Concessionaires for Great Britain and the British Commonwealth.

**GOLDRING** Manufacturing Company (Great Britain) LTD.  
486/488, HIGH ROAD, LEYTONSTONE, LONDON, E.11. LEYtonstone 1252 & 1081

**new** and improved models ...

now available from stock



THE



**TWO-SPEED MULTI-PURPOSE  
TAPE RECORDER**

The most compact tape recorder using 7in. spools —IDEAL for PRE-RECORDED TAPES. Two hours' full playing time at 3½in. per sec. Fitted in handsome two-tone suitcase with attractive gilt fittings.

**45 GNS.**

*Complete and ready for use with high fidelity desk microphone and 1,200ft. spool of Emitape.*

**The EDITOR SUPER  
TWO-SPEED TAPE RECORDER**

A de-luxe version of the "Editor." Many additional facilities including "mixing" of inputs and monitoring and other technical refinements. Fitted in padded simulated crocodile case.

Buy on the M.O.S.  
**PERSONAL CREDIT PLAN**  
Send 15% deposit with order, balance spread over any period up to 18 months or on Credit Sale Terms.

The Custom Built

**Burgoyne R.G.I  
RADIOGRAM CHASSIS**

Every feature you have always wanted in this 8-valve superhet Radiogram Chassis

BRIEF SPECIFICATION

- ★ Illuminated full vision coloured tuning scale 11½in. × 6½in.
- ★ 8 valves—6C9, 6F15, 6LD20, 6L1 (2)-6P25, UU7 and 6M1.
- ★ Separate bass and treble controls for cut and lift.
- ★ Wave bands 16-50, 190-550, 1,000-2,000 metres.
- ★ Magic eye tuning indicator and precision flywheel tuning.
- ★ 8 watts push-pull output.
- ★ Clear long distance reception.
- ★ Heavy gauge steel chassis specially treated against corrosion.
- ★ Special mains transformer with smoothing circuit reduces hum to a minimum.
- ★ Speech coil impedance 3 or 15 ohms.
- ★ Extension speaker sockets.
- ★ Size 9½in. high × 13in. wide × 8in. deep—chassis height 2½in.

**55 GNS.**

*Complete with desk microphone and spool of Emitape.*



**TWO  
YEARS'  
GUARANTEE**

**22 GNS.** or 33% deposit, bal. over 12 or 18 months.

Buy all your equipment on the M.O.S. PERSONAL CREDIT PLAN

**E. & G. MAIL ORDER SUPPLY CO.**

The Radio Centre

33 Tottenham Court Road · London · W.1 · Tel: MUS 6667





## Hi-Fi Models

The Hi-Fi versions of the popular Editor and Editor Super dual track recorders have in addition to the built-in 5in. speaker, a 10in. high flux loudspeaker fitted in the detachable lid, which can be used remotely in any position.

This additional feature gives great tonal quality, very high fidelity and a wonderful dynamic range from maximum brilliance to rich bass.

- ★ Ideal for public address, meetings dances, concerts, etc.
- ★ Ideal for use with pre-recorded tapes.



EDITOR SUPER Hi-Fi 60 gns.

**Editor Hi-Fi and Editor Super Hi-Fi have these features in common:**

Two speeds, 3½in. and 7½in. per sec. Size overall 11½in. x 16½in. x 12in. For A.C. mains 200/250 v. Easily removable chassis on unique steel frame. Magic-eye level indicator. Editor Super Hi-Fi has additional features such as mixing and monitoring facilities.

Editor Hi-Fi (leathercloth suitcase, gilt fittings) . . . . 49 gns.  
 Editor Super Hi-Fi (padded simulated crocodile case) 60 gns.

Prices include microphone & spool of Emitape.



Connoisseur of good music?


*This is your Tape Recorder!*

## Playtime Plus

The most versatile tape recorder in the world—so simple even a child can operate it. Completely self-contained for recording and playback. Full hour's playing time. Single joystick control.

Complete with microphone and tape. **35 gns.**

**BUY ON THE M.O.S. PERSONAL CREDIT PLAN**  
 Send 15% deposit with your order, remainder spread over any period up to 18 months. All proprietary brands of equipment advertised in this journal are available from us under the M.O.S. Personal Credit Plan. Credit Sale Terms also available. Repayments by 9 equal monthly instalments. Send for details.



**Building your own?**

If you are building or modernising your own equipment you must have a **BURGOYNE DECK**. Two speeds and ideal for Pre-recorded Tapes.

**BURGOYNE**  
Two-speed Tape Deck

**£13.19.6**

or 15% deposit, balance over 12 or 18 months.

**E. & G. MAIL ORDER SUPPLY CO.**

The Radio Centre

33 Tottenham Court Road · London · W.1 · Tel: MUS 6667



# REAL HIGH FIDELITY at modest cost . . .

• **Manufacturer-to-Consumer policy saves you at least one-third cost!**

We are now specialising in the supply of units for making up high-fidelity Radio, and Record-reproducing Equipment for use in the Home, small Halls, Schools and Gramophone Societies and single items for replacing in existing equipments and radiograms. Our Chief Engineer, who is operating a Technical Guidance Service,

is available daily, including Saturdays, from 10 a.m. to 6 p.m., or will deal with enquiries by return of post. Our new illustrated Catalogue and Supplement will be a great boon to those desiring high quality equipment for modest expenditure. Send two 2½d. stamps for your copy now. It may well save you pounds.

**No. 1 "SYMPHONY" AMPLIFIER** is a 3-channel 5-watt Gram/Radio Amplifier with astonishingly flexible tone control. You can lift the treble, the bass, or—and here is the unique feature—the middle frequencies to suit your own ear characteristics and the record or radio programme being heard. It is thus possible to arrange the frequency-response of the amplifier to a curve equal and opposite to the resultant curve of the other items in the chain so that what finally registers in the brain is as per original. This flexibility of control is even more important than the nominal linear response of the amplifier, as the pick-up, speaker, etc., are not linear. Independent Scratch-Cut is also fitted and special negative-feedback circuit employed. The Amplifier can accommodate a wide variety of records from old 78s to new L.P.s. Input is for all types of pickup of 0.1 v. output or more and there is full provision (and power) for Radio Tuner. It is available to match 2/3 or 15 ohms speakers. Price: 11 gns. (carriage 5/-). Fitted in portable Steel Cabinet, 2 gns. extra.

**No. 2 "SYMPHONY" AMPLIFIER** as No. 1 but with 10-watt Push-pull triode output and triodes throughout. Woden mains and output transformers and choke. Output tapped 3, 7.5 and 15 ohms. Full provision and power for Tuner. Competes with the most expensive amplifiers on the market yet costs only 16 gns. (carriage 5/-). Fitted in portable Steel Cabinet 2 gns. extra.

**"SYMPHONY" AMPLIFIERS with REMOTE CONTROL.** Both the above model Amplifiers are available with all controls on a separate Control Panel with up to 4 ft. flexible cable which simply plugs into the amplifier. Enables the Amplifier proper to be sat in the bottom of a cabinet whilst the controls are mounted conveniently higher up. Extra cost 2 gns.

**STUDIO AND DECCA "SYMPHONY" AMPLIFIERS, Models 1 and 2.** These amplifiers possess all the facilities of the above standard models together with valve amplification stage and precise tone correction circuits (separate for Std. and L.P.) to match the Studio Type "P" or Transcription and the Decca XMS Magnetic Heads respectively. Prices: No. 1, 13 gns. No. 2, 18 gns. Carr. 5/-.

## "SYMPHONY" RADIO FEEDER UNITS

**No. 1 "SYMPHONY" TUNER.** A T.R.F. model designed for the quality reception of local stations. Quality is adequate for amplifiers of the highest fidelity class. Infinite impedance detection. Controls: gain, wave-change and radio/gram switch. Illuminated engraved glass dial. Latest miniature valves. Overall dimensions: 9in. wide x 6in. deep x 6in. high. Power required: 6.3 v. at 1 amp. and 250/300 v. at 15 mA. Price £7/7/- Carr. and pkg. 5/-.

**No. 2 "SYMPHONY" SUPERHET TUNER.** Three wavebands, advanced circuit, very newest valve types, floodlit glass dial with bronze escutcheon provided. Suitable for use with the best amplifiers. Overall dimensions: 12in. wide x 8½in. high x 7in. deep. Controls: on/off/gain, radio/gram, wave-change and tuning. Dial cut-out: 8in. x 4½in. either horizontally or vertically (state which required). Tuner can be readily mounted at any angle. Requires 6.3 v. at 1.5 amp. and 250/300 v. at 20 mA. Price £11/11/- Carr. and pkg. 5/-.

**No. 2/V5 VARIABLE-SELECTIVITY SUPERHET TUNER.** As No. 2 but incorporating on the wave-change switch an extra position for radio, giving T.R.F. bandwidth. Price 13 gns. Carr. and pkg. 5/-.

**NEW MODEL PORTABLE RECORD PLAYERS** We are pleased to announce the entry on to the market of two "Symphony" Record Players designed to represent the greatest value in this line ever offered. Model No. 1 contains the Collaro 3-speed single record playing unit AC3/554 and model No. 2 contains the Collaro Auto-changer RC54. They are available with either Type "O" insert, "P" insert or transcription insert. Prices (in attractive Rexline case), No. 1 £10/19/6. No. 2 £14/19/6. Carr. 7/6. Transcription insert 6/9 extra.

COME AND HEAR the above amplifiers, Tuners, and Gram units playing through a variety of loud-speakers in appropriate Acoustic Cabinets in our Showroom. They include Wharfedale, W.B. and Goodmans etc. The experience and information gained will save you time, money and trouble.

## • "Symphony" No. 1 F.M. TUNER

We are pleased to announce that after extensive research our new High Fidelity F.M. TUNER has been placed on the market and is available for immediate delivery from stock. It incorporates the latest type of permeability-tuned coil assembly of advanced design housed in die-cast protective anti-radiation shroud. The Tuner employs the most modern types of valves newly developed especially for F.M. circuits—ECC85, 2 x EF89, EB91.

The efficiency of the general circuit ensures extreme sensitivity and a very high music-noise ratio. The output impedance is ½ megohm, rendering it suitable for feeding into any normal amplifier including those of the Highest Fidelity class.

A volume control is incorporated to adjust for variations in signal strength and amplifier input sensitivity. A radio/gram, selector switch and pickup socket are also incorporated, and the unit is readily linked to an A.M. Tuner without external changeover switch. The slow-motion tuning drive is especially smooth and free from backlash and the glass dial is illuminated. Overall size is: 9in. wide x 6in. deep x 6in. high.

The power requirements are: 6.3 v. at 2 amps. and 250 v. at 40 mA. Our model FMI Power Pack is ideal for providing this power and has capacity for the average A.M. Tuner as well.

The price of this high grade F.M. Tuner is only 14 gns. tax paid, and the Power Pack £3/7/6 extra if required.

## CURRENT GARRARD, COLLARO & B.S.R. PRODUCTS AVAILABLE FOR IMMEDIATE DELIVERY FROM STOCK AT PRESENT.

**MODEL TA 3-speed unit,** with plug-in turnover head Type GC2, £10/16/- or with Acos HGP 33 or 37 heads, £10/14/-, or with two separate high fidelity Acos HGP35 heads, £12/17/- Unit less heads, £8/11/-, post 2/6. Heads, 42/3 each. TA now also available with Collaro Studio "O" or "P" head, 11 gns. Head only to fit TA, £3.

**MODEL TB** as above, but with long pickup arm. Less heads, £8/11/-, post 2/6. Heads to fit this unit: Decca XMS, 54/6, Decca Crystal, 30/-, Acos HGP55, 42/3, Garrard Standard Magnetic, 28/-, miniature magnetic low impedance, 28/-, miniature magnetic high impedance, 38/- Post on heads 1/-.

**MODEL RC80M AUTOCHANGER. (SPECIAL VERSION.)** We recommend this as being the most mechanically perfect Auto-changer on the market, and with absolute minimum motor noise—approaching Transcription quality. Price LESS HEADS £15/5/-. Price with short pickup arm and Garrard GC2 or Acos HGP37 turnover pickup Head £17/7/6 or with full-length Decca arm and complete with two Decca XMS Heads £20/15/- or with two Decca crystal Heads £18/10/- or two Acos High Heads £19/10/-. Stylus pressure accurately adjusted before despatch.

### STOP PRESS

We can now supply the above fitted with Collaro Studio "O" or "P" cartridge for £18/5/-, or with "PX" transcription cartridge 6/9 extra. TA with Studio "O" or "P", 11 gns.

## HIRE PURCHASE FACILITIES

NOW AVAILABLE on orders of £12 or over. Send one-third deposit with order, balance over 6 or 12 monthly instalments. State which required.

## NORTHERN RADIO SERVICES

11, KINGS COLLEGE RD., ADELAIDE RD., LONDON, N.W.3. Phone: PR11mrose 8314

Tubes: Swiss Cottage and Chalk Farm. Buses: 2, 13, 31, 113, 187.

**"SYMPHONY" BASS REFLEX CABINETS.** Fully finished in figured walnut, oak or mahogany 12in. speaker model, £11/10/-; 10in., £11; 8in. £10/10/-. Carriage according to area. Each size gets the best possible response out of appropriate size speaker and provides full, rich bass.

**TREBLE BAFFLE** veneered to match, for mounting treble speaker in twin-speaker outfits, optional extra, 50/-.

**"SYMPHONY" BASS REFLEX CABINET KITS.** As above but unveneered and less grille and moulding. 30in. high, consist of fully-cut ½in. thick, heavy, inert, non-resonant patent acoustic board, deflector plate, felt, all screws, etc., and full instructions, 8in. speaker model, 85/-; 10in. speaker model, 97/6; 12in. speaker model, £5/7/6. The design is the final result of extensive research in our own laboratory and is your safeguard of optimum acoustic results. Carriage 7/6. Ready built, 10/6 extra.

**GOODMANS CORNER CABINETS** for the AXIOM 150 MARK 2 manufactured by us to Messrs. Goodmans' specification and approved by Messrs. Goodmans' Height 44in. Price: complete kit in plain board and 1in. thick felt, 8 gns. Price: ready built, 10 gns. Finished in figured walnut, 16 gns. Other veneers to order. Carriage extra according to area. Quotation by return.

**CONSOLE AMPLIFIER CABINETS.** 33in. high, lift-up lid with piano hinge, take Tape Deck, Gram Unit or Auto-changer, Amplifier, Pre-Amplifier and Radio Feeder Unit finished medium walnut veneer. De Luxe version, price 11 gns. Oak or mahogany veneers 20/- extra. Special finishes to order. Carriage according to area, we will quote by return.

**COLLARO 3-SPEED SINGLE RECORD UNIT AC3/554 and COLLARO 3-SPEED MIXED-RECORD AUTOCHANGER RC54.** Both above fitted with either Studio Type "O" or Studio Type "P" pickup heads with permanent sapphire styli. Prices: £8/18/4 and £13/4/2 respectively. Transcription cartridge 6/9 extra.

## TRANSCRIPTION UNITS IN STOCK

**COLLARO 2010** less pickup, £14/4/2; with Studio pickup and transcription cartridge £18/12/-.

**LENCO GL50 4-speed,** continuously variable from above 78 r.p.m. to below 16 r.p.m. Special autostop. Price with Very High Fidelity crystal head or Goldring variable reluctance head £20/17/6.

**LENCO GL55** as above but without pickup and Autostop and fitted with special device for Groove Location and knob which completely disengages drive wheel. Suitable for use with any pickup including the best. Price £16/14/-.

**CONNOISSEUR 3-variable** speeds £27/2/6.

**GARRARD 301 3-variable** speeds, £25/3/6.

# SenTerCel H.T. rectifiers

from 125V 30mA

to 250V 300mA

Specially designed for use in domestic Radio & Television receivers, these miniature rectifier stacks have an established position with manufacturers to whom reliability, small dimensions and low costs are important.

### FEATURES

- Instant starting—no warming-up period
- Unlimited instantaneous overload
- No limit to size of reservoir capacitor
- Simple mounting—no valve holder
- Withstand overloads such as charging current of de-formed electrolytic capacitors
- Low heat dissipation
- Practically indestructible in service
- Simple wiring — two connectors only
- Small size . . . low weight
- Low cost

TYPE	RMU	RM1	RM2	RM3	RM4	*RM5
Maximum ambient temperature	35°C	35°C	35°C	35°C	40°C	55°C
Maximum output current (mean)	30mA	60mA	100mA	120mA	250mA	300mA
Maximum input voltage (r.m.s.)	125V	125V	125V	125V	250V	250V
Maximum peak inverse voltage	350V	350V	350V	350V	700V	700V
Max. instantaneous peak current	Unlimited	Unlimited	Unlimited	Unlimited	Unlimited	Unlimited
Weight	0.62 oz.	1 oz.	1.4 oz.	2 oz.	4.5 oz.	4.75 oz.

\* For use in voltage doubler circuits the peak inverse and maximum input voltages are halved, current output being as for half wave operation.



## Standard Telephones and Cables Limited

Registered Office: Connaught House, Aldwych, London, W.C.2

RECTIFIER DIVISION: Edinburgh Way, Harlow, Essex.

Telephone: Harlow 26811

## NEW SUPER 3



*Early report on Improved H.F. unit for frequencies above 3,000 c/s.*

### SPECIFICATION

Weight 2lb. 13oz.  
Diameter 3 $\frac{1}{2}$ in.  
Cone diameter 2 $\frac{3}{8}$ in.  
Baffle Opening 3in. diameter.  
Flux Density over 13,000 gauss.  
Total Flux 54,000.  
Power Handling Capacity 5/6 watts above 1,000 c/s.  
Weight of cone and coil assembly 1 $\frac{1}{4}$  grammes.  
Impedance 2/3 or 8/10 ohms.  
Price £6/13/3 including Purchase Tax.

6th September, 1955

H.J.D.,  
Haddon Lea,  
Marnhull, Dorset.

I have now had a fair opportunity of listening carefully to the results with my Super 3 which you kindly converted from a Super 5, and I am very pleased and satisfied with same.

Such "noises" as hand clapping, castanets and tambourines are reproduced as well I think as I have ever heard; the rest, violins, horns, woodwind, etc., are I think a little more natural than before with a Super 5; the Super 3 seems to add just that final "polish," for want of a better expression.

Moving coil cones may produce lots of peaks and troughs, but surely immediately a perfect speaker is used in the ordinary room, the room itself and contents by reflections forthwith produce a crop of peaks and troughs which vary in each position in the room—so are we back where we started?

Anyhow, your speaker units, properly mounted and fed, produce a very satisfying sound, even to a critical technically knowledgeable listener.

## The Super 8/CS and Super 8/CS/AL



Alcomax III magnet.  
Flux density over 13,000 gauss.  
Total flux 54,000 lines.  
Super 8/CS supplied with speech coils impedances 2/3 ohms or 12/15 ohms., £6.13.3 including Purchase Tax.  
Super 8/CS/AL with speech coil 2/3 ohms or 8/10 ohms only, £6.19.11 including Purchase Tax.

The Super 8/CS is an ideal middle speaker in three-way systems, and also gives excellent results as a single speaker with cabinet or baffle mounting. The Super 8/CS/AL is recommended as the treble unit in a two-way system, and also for use as a single speaker in reflex enclosures where the improved HF response from the aluminium voice coil is an advantage.

# Wharfedale

WIRELESS WORKS LTD.

IDLE · BRADFORD · YORKSHIRE

Telephone: Idle 1235/6 (2 lines). Telegrams: Wharfedel, Idle, Bradford

# Flexibility

## New GNE.510 transmitter/receiver

### Flexibility

Frequency range 1.5 Mc/s to 12.5 Mc/s.

### Flexibility

R.t., m.c.w., c.w. and public address services.

### Flexibility

Choice of built-in power supply units for 12 or 24V battery, a.c. or d.c. mains.

### Flexibility

Eight crystal transmitter frequencies with preset tuning.

### Flexibility

Easily transported—quickly installed.

### Flexibility


is the keyword to the design of the new Mullard 40 watt H.F. Transmitter/Receiver, the GNE.510. With its wide frequency coverage, interchangeable power supply units and comprehensive services the GNE.510 is eminently suitable for medium distance communication in a variety of fields; it can be operated as a fixed station or as a temporary link from a vehicle. A leaflet giving a full description of this new transmitter/receiver is readily available from the address below.



**Mullard**   
SPECIALISED ELECTRONIC EQUIPMENT

MULLARD LIMITED  
EQUIPMENT DIVISION · CENTURY HOUSE  
SHAFTESBURY AVE · LONDON · WC2

MODERN MINIATURE VALVE PRODUCTION...an **Osram** series



*Grid winding machine*



*X-ray photograph of modern miniature valve, Osram LN 309.*

## Precision tooling

In high-grade miniature valve production, tooling is an art in itself. Closer clearances, finer gauge wires, even the electrodes themselves all require most careful handling. The assembly of Osram miniature valves is carried out by skilled workers under most favourable conditions. Every detail of production has been studied to make Osram miniatures pass the most exacting tests. This overall care — from raw materials to the finished product — results in these valves being specified by discriminating designers.

**Osram**  
VALVES

*characteristically good*



# 3 TAYLOR INSTRUMENTS FOR RADIO, T/V, F.M. ALIGNMENT and GENERAL LABORATORY USE.

## TAYLOR SWEEP OSCILLATOR Model 92A For T.V. and F.M. Receiver Alignment

Frequency-modulated oscillator designed for the rapid and accurate alignment of T.V. and F.M. receivers. Also suitable for checking band pass amplifiers.

*Frequency range:* 5-250 Mc/s.

*Frequency deviation:* Continuously variable to approx. 15 Mc/s.

*Output:* 40 microvolts to 2 millivolts continuously variable.

*Freq. Mod.:* Substantially linear to 6 Mc/s.

*Sweep width:* Less than 10% max. sweep.

*Sweep:* Sweep voltage continuously variable to a max. of 300 V.R.M.S.

**CASH PRICE £30.0.0      Prompt Delivery**  
Available on advantageous Hire Purchase Terms



## TAYLOR MULTIRANGE UNIVERSAL METER Model 88A

A robust and accurate Multirange Meter is of special value to the Radio and Television Service Engineer. It has a sensitivity of 20,000 o.p.v. D.C. and 2,000 o.p.v. A.C.

*Ranges:* D.C. volt ranges from .1 to 5,000-V (25 Kv. by an external adaptor). 11 A.C. volt ranges from 1 to 5,000-V. 15 D.C./A.C. current ranges from 50 uA-10 amps.

*Resistance:* 1 ohm-5 megohms (50 megohms with external battery).  
*Automatic overload protection.*

**CASH PRICE £22.0.0      Prompt Delivery**  
Available on advantageous Hire Purchase Terms

## TAYLOR VALVE TESTER Model 45C

A comprehensive valve tester which may be used to measure the mutual conductance of most types of British, American and Continental receiving valves. Measures for over 4,000 different valves.

### TESTING FACILITIES

*Mutual Conductance:* Two ranges: 0-3 to m A/V and 0-15 m A/V.  
*Cathode Leakage:* Tests for Heater/Cathode insulation up to 10 megohms, with heater hot.

*Emission:* Rectifiers and Diodes may be tested for emission.

*Inter Electrode Shorts:* Short circuits between electrodes are shown on meter.

*Heater Continuity:* Meter Indicates continuity of heater or filament.

*Gas Tests:* Press button "gas" tests shows abnormal positive or negative grid current.

*T.V. tube adaptor* to check most tubes can be supplied separately.

**CASH PRICE £28.10.0      Prompt Delivery**  
Available on advantageous Hire Purchase Terms



- All Taylor Models are available on HIRE PURCHASE and SEVEN DAYS' APPROVAL. You can now part EXCHANGE YOUR old Taylor Instrument for a new one. Write for full details and Catalogue.



**ELECTRICAL INSTRUMENTS LTD.**

**MONTROSE AVENUE, SLOUGH, BUCKS. Telephone: Slough 21381 Cables: Taylins, Slough**

# *Special* **ELECTRONIC APPARATUS** *for Industry and Government Departments*



at the R.A.F. Institute of Aviation Medicine.

This specially adapted 12-channel electro-encephalograph was supplied by Ediswan for electro-medical recording in conjunction with the "man-carrying" centrifuge

Special equipment such as this is regularly being developed and produced by Ediswan for Industry and Government Departments.

Ediswan Engineers have wide experience and they are backed by first-class drawing offices and factories accustomed to working to the appropriate Government specifications.

Enquiries for this type of equipment will receive careful attention.

## EDISWAN

RADIO DIVISION



THE EDISON SWAN ELECTRIC COMPANY LTD., 155 Charing Cross Road, London, W.C.2  
Telephone: Gerrard 8660

Member of the A.E.I. Group of Companies

Telegrams: Ediswan, Westcent, London

# HIGH GRADE INSTRUMENTS



Left. B.P.L. Trans. Ranger. A portable Test Set with D.C. Transistor Amplifier—1 megohm/volt.

Right. Pulse Height Valve Voltmeter. 0-100 volts in 3 ranges Model PV 812.



2½in. scale moving coil D.C. meter, square flush mounting. Type S.25.



3½in. scale moving coil, Centre zero meter. Round flush mounting. Type S.35.



"Fulscale" meter 4in. dia. scale moving coil having 270° arc with a 9in. scale length.



High torque moving coil portable meter. Precision grade to BS.89.



Multi-purpose test set for simultaneous measurement of current and voltage.



Universal multi-range test set for electrical and radio engineers.



Ohmmeter for the rapid and direct measurement of very low values of resistance. Model RM.155.



Left. Breakdown Tester for measuring the breakdown voltage of electrical components and insulating materials. Model RM.215.



Right. Universal Impedance Bridge covering a wide range of values for the measurement of resistance, inductance and capacitance. Model UB.202.

## BRITISH PHYSICAL LABORATORIES

Radlett, HERTS

Tel: RADLETT 5674-5-6

London Stockist: M.R. SUPPLIES, 68, NEW OXFORD STREET, W.C.1



*By Appointment to the Professional Engineer*



### HIGH STABILITY CARBON RESISTORS

$\frac{1}{4}$ w.,  $\frac{1}{2}$ w.,  $\frac{3}{4}$ w., 1w. and 2w. types available at 1%, 2% or 5% Resistance Tolerance.

Complete range fully R.C.S.C. Approved.

For full details please request High Stability Carbon Resistor Leaflet, HSC1/3.

Painton High Stability Carbon Resistors are now available with an improved coating protecting the carbon film, and the smaller sizes (Types 72 and 73) can be supplied as insulated Resistors.

# PAINTON

*Northampton England*


ATTENUATORS AND FADERS · STUD SWITCHES · TOGGLE SWITCHES · PUSH BUTTON SWITCHES  
FIXED AND ADJUSTABLE WIREWOUND RESISTORS · HIGH STABILITY CARBON RESISTORS  
"METLOHM" STABILITY RESISTORS · WIREWOUND POTENTIOMETERS · MIDGET R.F. CHOKES  
KNOBS, DIALS & POINTERS · TERMINALS · PLUGS AND SOCKETS



## Laboratory Instruments

### Inductance Meter Type M.149

Designed to provide simple and direct reading measurement of inductance values between  $0.05 \mu\text{H}$  and  $100 \text{ mH}$ . A stable variable frequency oscillator is used to resonate the unknown inductance with a fixed standard capacitor. Provision is made for the measurement of small capacitances and  $Q$  at resonance frequency—this is useful for comparison purposes.



### Component Bridge Type B.121

A moderately priced 50 c/s instrument with a very wide range, capable of 3-terminal and a variety of in situ measurements.

R:  $3 \Omega$  to  $1000 \text{ m}\Omega$ , C:  $1 \text{ pF}$  to  $1000 \text{ mF}$ , L:  $100 \text{ mH}$  to  $10,000 \text{ H}$ .

### Portable Wave Analyser Type A.321

To measure the relative levels of the components of a complex waveform over a range of 75 db between 50 c/s and 20 kc/s. Input impedance  $100\text{K}\Omega$  unbalanced or  $>25\text{K}\Omega$  balanced. In transportable case as shown, or for standard 19" mounting.



FOR DETAILS OF THE RANGE WHICH INCLUDES

*AF HF and VHF Bridges Signal Sources Component Test Gear  
Microwave Apparatus Special Purpose Equipment*

WRITE OR TELEPHONE

THE WAYNE KERR LABORATORIES LTD · NEW MALDEN · SURREY · MALDEN 2202

for the  
**most uniform**  
**response**

Of all the different bases that are used for magnetic recording tapes, none can match the precise uniformity of cast cellulose acetate. 'Scotch Boy 111', with its cellulose acetate base, offers recordists the most exact uniformity of response that any tape can provide. 'Scotch Boy 111' is the best of all tapes for high-precision recording, whether of voice, instrument, or mechanical sound.

For laboratory experiments that require the utmost uniformity of response 'Scotch Boy 111' is the natural choice: at 1000 c/s its




Photo and oscillograph of Cy Laurie playing a characteristically agile embroidery of a phrase from "King of the Zulus".

output variation within each reel is less than  $\pm \frac{1}{4}$  db., and the variation from reel to reel is less than  $\frac{1}{2}$  db. 'Scotch Boy 111' is used by the services for experiments that involve the precise measurement of mechanical and other sounds, and by sound technicians and expert recordists all over the world.

'Scotch Boy 111' is supplied in 1200-ft. lengths on easily-threaded, 7" plastic spools, and also in 600-ft. and 2400-ft. lengths. All these lengths are free from splices.



Record on 'Scotch Boy 111'

—the tape with the cellulose acetate base

**'SCOTCH BOY'**


Regd. Trade Mark

MAGNETIC RECORDING TAPE

ANOTHER  PRODUCT

# THE MORGANITE TYPE A

## *Multi-unit* **POTENTIOMETER**



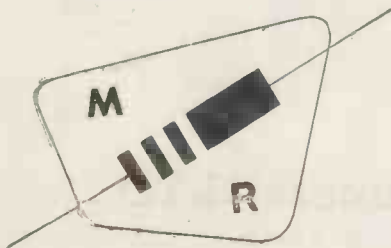
The multi-unit version of the most popular control for radio and television.

Proved in use by all the leading manufacturers.

Renowned MORGANITE resistance track for minimum noise and maximum hard-wearing qualities.

Fitted with concentric spindle.

Available with or without the famous MORGANITE D.P. Switch—approved by all leading Test Authorities—meets the most stringent trade requirements.



Manufacturers' and export enquiries direct to

**Morganite Resistors Limited**

Bede Trading Estate, Jarrow, County Durham.

Wholesale and retail distributors' enquiries to

**Edison Swan Electric Co. Ltd.**

155, Charing Cross Road, London, W.C.2.

# For Incomparable FIDELITY

When you need the best in Tape Recorders  
your choice will be a "CONCERTONE"



TWO-SPEED TWIN TRACK  
TAPE RECORDER

The "Concertone" tape recorder will give you the *ultimate listening pleasure* that comes from High Fidelity recording. Simple, absolutely reliable, rugged, compact, lightweight and easily portable, the "Concertone" will, wherever there are sounds to be recorded, serve *faithfully*, earning justly, *unqualified praise*. It will re-create the true image of the original performance.

**48** GNS  
**COMPLETE**

#### SHORT TECHNICAL SPECIFICATION

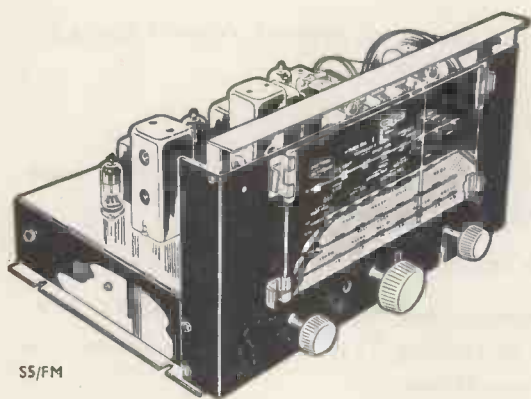
Tape Speeds	7 $\frac{1}{2}$ in./sec. and 3 $\frac{1}{2}$ in./sec.
Heads	Two half track
Erase frequency	51 kc.
Tape loading	Single slot, Drop-in
Type of brakes	Servomatic
Head units	By Wearite
Inputs accommodated	Mic, Rad, Gram.
Power Output	3-4 watts
Frequency response 7 $\frac{1}{2}$ in./sec.	50-12,000 cps.
Frequency response 3 $\frac{1}{2}$ in./sec.	50-6,000 cps.
Fast Forward time	60 secs.
Fast Rewind time	45 secs.
Overall size, closed	16 $\frac{1}{2}$ in. by 12in. by 7in. approx.
Gross weight	26lbs. approx.

## FISHER ELECTRONICS CO. LTD.

70 BREWER STREET, LONDON, W.1

TRADE ENQUIRIES CORDIALLY INVITED

TELEPHONE :  
GER 3376




SS/FM

## -TUNERS-

The combined V.H.F. Frequency and World Wide Amplitude Modulation Tuner uses a tuned R.F., self oscillating additive mixer, 2 x I.F. amplifiers, and Radio Detector on the V.H.F. band II with completely stable tuning. The AM section uses a tuned R.F. stage, F.C., High gain I.F. amplifier with variable selectivity, and delayed Amplified A.V.C. on all wave bands. A Cathode Ray tuning indicator is fitted and operates on all channels and bands. Available in two types.

SS/FM 16-50 m.; 195-550 m.; 800-2,000 m. A.M. 87.5-100 mc/s. FM.  
SSE/FM 12.5-37 m.; 35-100 m; 90-250 m.; 190-550 m. A.M. 87.5-100 mc/s. FM.



FM81 Mk. II

For three years the FM81 has received the acclaim of the trade and private user alike. Completely stable tuning, distortionless output, high AM reject ratio, and tuning indicator are some of the many features that make it the most sought after FM tuning unit to-day! New valves and circuits now make possible the FM81 Mark II. Similar in size and appearance to its famous predecessor but with the following improved features.

- Increased gain at the aerial of over 20 db.
- Very low radiation into aerial.
- High level noise limiter
- Easier installation with choice of three escutcheons: Gold, Silver, Bronze.
- Improved A.V.C. characteristics.

## C. T. CHAPMAN (Reproducers) LTD


RILEY WORKS, RILEY STREET, CHELSEA, S.W.10

FLAxman 4577/B

Export Enquiries Invited



# New Tubular Ceramic Capacitors



by Hunts

New ranges of Hunts tubular ceramic capacitors are now available in High-K, High-Q, and special purpose types. These miniature capacitors are both precise in their characteristics, and robust in design. Full technical specifications available on request.

### HIGH-Q TYPE

Capacitance Range : 1.5 to 240 pF  
 Capacitance Tolerance :  $\pm 20\%$ ,  $\pm 10\%$ ,  $\pm 5\%$  ( $\pm 0.5$  pF min)  
 Voltage Rating : 500v D.C. or 250v A.C 50c/s Wkg.  
 1500v D.C. test for 1 minute.  
 Insulation Resistance : Greater than 10,000 M $\Omega$  at 500v D.C. at  $20^{\circ}\text{C} \pm 5^{\circ}\text{C}$  and Relative Humidity less than 80%  
 Power Factor : Less than  $20 \times 10^{-4}$  measured at 1 Mc/s at  $20^{\circ}\text{C} \pm 5^{\circ}\text{C}$   
 Standard Finish : Insulation by Phenolic Dip

Temp. Coeff. P  $100 \pm 100 \times 10^{-6}$  pF/pF/ $^{\circ}\text{C}$

Capacitance Range (pF)	Length of Tube (mm)	
	Insulated	Uninsulated
1.5 to 7	12	10
7.1 to 11	14	12
11.1 to 16	17	15
16.1 to 26	22	20

Temp. Coeff. N33  $\pm 60 \times 10^{-6}$  p/F/pF/ $^{\circ}\text{C}$

5 to 27	12	10
27.1 to 45	14	12
45.1 to 69	17	15
69.1 to 100	22	20

Temp. Coeff. N750  $\pm 250 \times 10^{-6}$  pF/pF/ $^{\circ}\text{C}$

10 to 80	12	10
80.1 to 110	14	12
110.1 to 180	17	15
180.1 to 240	22	20

Diameter of all tubes :  
 Insulated = 6 mm Uninsulated = 5 mm

### HIGH-K TYPE

Capacitance Range : 470 to 4700 pF  
 Capacitance Tolerance :  $-20\%$  + 80%  
 Voltage Rating : 500v D.C. or 250v A.C. 50 c/s Wkg.  
 1500v D.C. test for 1 minute.  
 Insulation Resistance : Greater than 10,000 M $\Omega$  at 500v D.C. at  $20^{\circ}\text{C} \pm 5^{\circ}\text{C}$  and Relative Humidity less than 80%  
 Power Factor : Less than  $400 \times 10^{-4}$  measured at 250 kc/s at  $20^{\circ}\text{C} \pm 5^{\circ}\text{C}$   
 Standard Finish : Insulation by Phenolic Dip

### TYPE CT 10-18K

Capacitance Range (pF)	Length of Tube (mm)	
	Insulated	Uninsulated
470	12	10
680	12	10
800	12	10
1000	12	10
1500	12	10
2000	12	10
2200	12	10
3000	17	15
3300	17	15
4000	20	18
4700	20	18

Diameter of all tubes :  
 Insulated = 6 mm Uninsulated = 5 mm

A. H. HUNT (Capacitors) LTD.

WANDSWORTH, LONDON, S.W.18. BAT 1083-7

And in Canada HUNT CAPACITORS (Canada) LTD. AJAX. ONTARIO



AVAILABLE NOW!!

TRUVOX

TAPE RECORDER COMPONENTS AND ACCESSORIES



TAPE DECKS MARK IIIU SERIES

Technically identical with the world-famous Deck supplied, in bulk, to Recorder Manufacturers. With B.S.S. sense of tracking, it is fully approved for playback of pre-recorded tapes. List Price remains at 22 gns.

Details of complete recorders incorporating the TRUVOX Tape Deck are available on request.

The full range of Truvox Tape Recorder Components and Accessories is listed below—send for fully descriptive leaflets.



- TAPE DECKS · AMPLIFIER · RADIO JACKS
- FOOT CONTROL · TELEPHONE ADAPTOR
- MONOSET & STETHOSET HEADPHONES
- CORNER DIFFUSION SPEAKER

TRUVOX LIMITED

Sales Office: 15, LYON ROAD, HARROW, MIDDX. Tel.: Harrow 9282

Tech. & Service Depts.: 328, THE BROADWAY, STATION ROAD, HARROW, MIDDX. Tel.: Harrow 4455

\*\*\*\*\*

where  
small size  
and  
performance  
count

**VENNER**  
ACCUMULATORS

The Venner Lightweight Silver-Zinc Accumulator is ideal in every application where minimum size and weight are essential. It is particularly suitable for radio and "walkie-talkie" equipment.

Write for full particulars and catalogue WW.

**VENNER ACCUMULATORS LTD.,**  
KINGSTON-BY-PASS, NEW MALDEN, SURREY.  
Phone: MALden 2442.

Associated Companies: Venner Limited — Venner Electronics Ltd

\*\*\*\*\*



**ACCURATELY MEASURED**

- L** - AT 1 OR 10 kc/s
- C** - AT 1 OR 10 kc/s
- R** - AT D.C.

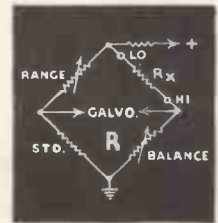
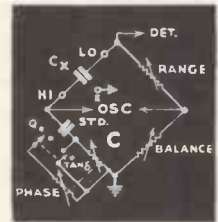
INDUCTANCE, CAPACITANCE, RESISTANCE and power factor measured quickly and accurately on this self-contained and robust instrument. Its industrial-designed appearance fits well in modern surroundings and partners its outstanding electrical performance.

**UNIVERSAL BRIDGE TYPE TF 868/I**

Inductance from  $1\mu\text{H}$  to 100H, Capacitance from  $1\mu\text{F}$  to  $100\mu\text{F}$ , and Resistance from  $0.1\Omega$  to  $10\text{M}\Omega$ .

Single direct reading L.C.R. dial — no multiplying factors involved.

Continuously variable a.c. bridge voltage and automatic detector sensitivity control.



**MARCONI INSTRUMENTS**

SIGNAL GENERATORS · VALVE VOLTMETERS · Q METERS · FREQUENCY STANDARDS

BRIDGES · WAVEMETERS · WAVE ANALYSERS · BEAT FREQUENCY OSCILLATORS

MARCONI INSTRUMENTS LIMITED · ST. ALBANS · HERTS · Telephone: St. Albans 6161/7

Midland Office: 19 The Parade, Leamington Spa

Northern Office: 30 Albion Street, Kingston-upon-Hull

Export Office: Marconi House, Strand, W.C.2.

# Bullers CERAMICS FOR INDUSTRY

High quality material and dimensional precision are attributes of Bullers die-pressed products. Prompt delivery at competitive prices.



We specialise in the manufacture of—**PORCELAIN**  
for general insulation

**FREQUELEX**  
for high-frequency insulation

**REFRACTORIES**  
for high-temperature insulation

**PERMALEX & TEMPLEX**  
for capacitors



## BULLERS LIMITED

MILTON · STOKE-ON-TRENT · STAFFS

Phone: Stoke-on-Trent 21381 (5 lines) · Telegrams & Cables: Bullers, Stoke-on-Trent  
Ironworks: TIPTON, STAFFS London Office: 6 LAURENCE POUNTNEY HILL, E.C.4  
Phone: Tipton 1691 Phone: MANsion House 9971

# OSCILLOSCOPE MODEL 2300

This Model meets the need for a compact and robust instrument in which nothing has been sacrificed in order to achieve true portability. It has many of the facilities required in the laboratory as well as ruggedness demanded in the field. Note these features:


- Cathode Ray Tube diameter 2 $\frac{3}{4}$ in.
- Square Wave Response adequate for Television synchronising waveforms.
- Direct-coupled X and Y Amplifiers.
- Hard-valve Time Base-range. 7 c.p.s. to 50 Kc/s.
- Deflection Sensitivity 50 mV. R.M.S./cm.
- Trace Expansion control from zero to 15in.
- Frequency Response D.C. to 3 Mc/s.
- Weight: 6 $\frac{1}{2}$ lb. Size: 7 $\frac{1}{4}$  x 4 $\frac{3}{4}$  x 7 $\frac{1}{2}$ in.



Full details of this and other instruments on application to:

**INDUSTRIAL ELECTRONICS** MAGNET WORKS  
DERBY ROAD, EAST SHEEN, LONDON, S.W.14. Phone: PRO 8211

**Serves  
a dozen  
different  
ways**



1. Industrial Research
2. Production Testing
3. General Electronics
4. AC/DC Voltage Measurement
5. Arc Welding Research
6. Electro-Medical Research
7. Engineering Training Schools
8. Television Servicing
9. Dealer Servicing
10. "Services" Workshop Testing
11. Radio Servicing
12. Technical Colleges

**E·M·I**

**NEW MINIATURE  
MEASURING  
OSCILLOSCOPE  
TYPE W.M.1.**

Price £49




**E.M.I. ELECTRONICS LTD**

HAYES · MIDDLESEX · ENGLAND · TELEPHONE SOUTHALL 2468 (Ext. 655, 857, 1013 & 858)

# WHY ENGINEERS SPECIFY EGEN potentiometers —

Egen Potentiometers are based on long experience of requirements of television and electronic equipment manufacturers. In design, dependability, accuracy and freedom from wear they are *outstanding*, but, above all, they are completely **NOISELESS**.



**DUAL POTENTIOMETERS** with concentric operating spindles. The new Egen Dual Potentiometers incorporate all these outstanding design features — multiple contact rotors, smooth easy movement, thorough screening between sections, plus a convenient soldering tag for earthing screened connections.

connections on each metal case. Switch and Potentiometer soldering tags are of high-grade brass heavily silver plated for easy soldering; they are positively located and withstand soldering heat and bending without loss of rigidity. Control spindles can be supplied to suit customers' requirements.


**PRE-SET POTENTIOMETERS.** Completely enclosed in high-grade phenolic mouldings. Solder tags heavily silver plated for quick soldering. Fully insulated spindles with integral control knobs. Tapped for 2-hole 6 B.A. fixing on 1/2" centres. Type 126, wire-wound. Type 127, carbon.



**STANDARD CARBON POTENTIOMETERS.** Made by an entirely new method ensuring a highly stable resistance element, which is also very durable. Silent and smooth in operation, these controls offer both mechanical and electrical reliability. Soldering tags are heavily silver plated to resist oxidation, and the mains switch has an efficient quick make-and-break action.



**PRE-SET RESISTOR.** This has a wire-wound resistance element, traversed by a nickel-silver slider. Adjustment is effected by a worm drive spindle fitted with a knurled and slotted knob. This component is smooth and noiseless in action and is designed to meet the many and varied requirements of the Electronic Industry. Egen pre-set resistors can be supplied in multi-bank assemblies to suit individual requirements. There are also twin-track models, and types with an electrically divided slider, giving adjustment on two resistors with one operation.



**EGEN ELECTRIC LTD.** Charfleet Industrial Estate, Canvey Island, Essex • Phone: Canvey Island. 691/2


*are you Searching?*



## FOR HIGH QUALITY ELECTRONIC MINIATURES

Make contact with **Ardente Acoustic Laboratories Limited**, for details of high-quality **Miniature Earphones, Transformers, Switches, Volume Controls, Plugs and Sockets**; also of the widely-known **ARDENTE Hearing Aids**.

### The Finger-Tip VOLUME CONTROL



Diameter (A) .680" (17.3 mm.).  
Thickness (B) .170" (4.3 mm.).  
Length of Contact (C) .110" (2.8 mm.).

The miniature finger-tip Volume Control is widely used in small radios, hearing aids and electronic equipment as a dust-sealed potentiometer or volume control.

Its unique construction, with bearing surfaces at the periphery, ensures that rotation of the control is wobble-free. The side plates, which do not rotate, are slightly proud of the peripheral rotating ring, enabling the control to fit tightly in any slot without fouling when turned.

Semi-logarithmic and linear laws are available in all values between 5KΩ and 3MΩ; in addition, logarithmic laws are available in all values above 10KΩ up to 3MΩ.

Life-tests (at 30 complete cycles per minute) up to 30,000 cycles on production samples, plus rigid mechanical and electrical tests of each individual unit, guarantee a reliable product.

### THE SUB-MINIATURE TRANSISTOR TRANSFORMER

will be featured in a following advertisement in this series; details will gladly be sent on request.



**ARDENTE**

**ELECTRONIC COMPONENTS**

Details on request to

**ARDENTE ACOUSTIC LABORATORIES LTD.**  
Springfield Works, Horr. Lane, Acton, London, W.3

Telephone: ACOrn 4161-1282

*This*  
**ALUMINIZED**  
*Picture tube gives*

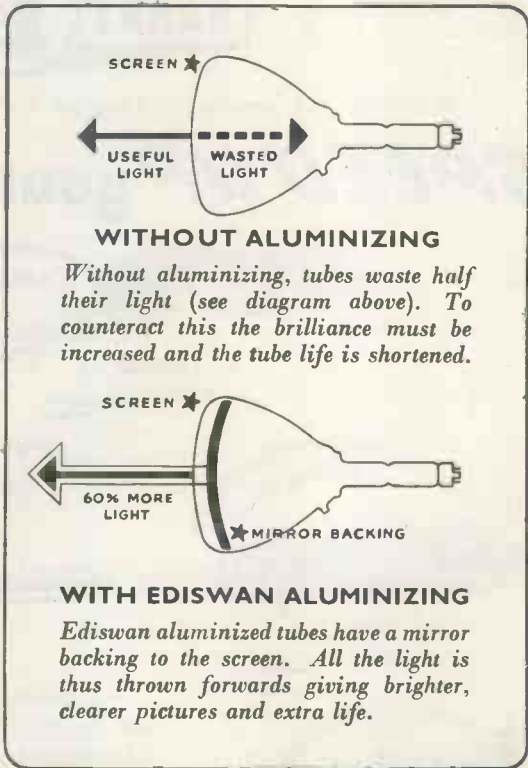


**60% brighter pictures**  
**more contrast**  
**extra tube life**

**A**N Ediswan Mazda aluminized picture tube gives a picture 60% brighter and more contrasty than is possible with an ordinary tube.

In addition, Ediswan aluminizing protects the screen from ion burn and, with the new Ediswan ion trap tetrode gun to protect the cathode, tube life is increased.

Ediswan production methods, which include the special in-line vacuumizing system, ensure a higher, more uniform standard of lasting efficiency. For complete satisfaction demonstrate and recommend Ediswan Mazda aluminized picture tubes.



**WITHOUT ALUMINIZING**

*Without aluminizing, tubes waste half their light (see diagram above). To counteract this the brilliance must be increased and the tube life is shortened.*

**WITH EDISWAN ALUMINIZING**

*Ediswan aluminized tubes have a mirror backing to the screen. All the light is thus thrown forwards giving brighter, clearer pictures and extra life.*

**NATION WIDE SERVICE**

6 fully equipped cathode ray tube service depots provide better, quicker tube testing should the need arise. Stocks of tubes are available in 26 Ediswan Offices. Only Ediswan give such complete backing to the Trade.

RV9

**EDISWAN**  
 M A Z D A

**ALUMINIZED CATHODE RAY TUBES**

THE EDISON SWAN ELECTRIC COMPANY LIMITED,  
 155 Charing Cross Road, London, W.C.2 and Branches.  
*Member of the A.E.I. Group of Companies.*

# Protection against damage from **IMPACT** and **VIBRATION**



"BARRYMOUNT" cup-type isolators are designed primarily to absorb high-impact shocks with concurrent isolation of frequencies above 40 c.p.s. and general sound isolation. Utilisation of rubber in compression with substantially equal stiffness in all directions provides a smooth load-deflection curve.

Load ratings indicated for Mobile Applications (including shipboard installations) are such as to ensure a vertical natural frequency between 25 and 35 c.p.s. The design and assembly of the metal parts are such that they are self-captivating for maximum security.

*Samples are available immediately ex stock*

There are also air-damped types available for the protection of airborne equipment. "Barrymount" isolators are made in England under licence from Barry Controls Incorporated of U.S.A.




CEMENTATION (MUFFELITE) LTD., 39 VICTORIA STREET, LONDON, S.W.1

**DESIGNED FOR:-**

- ★ MOBILE electronic and electrical equipment.
- ★ MILITARY and GUIDED MISSILE instrumentation.
- ★ SHIPBORNE sensitive equipment.
- ★ PROVIDING the optimum combination of impact isolation, vibration isolation, noise reduction, stability for the mounted unit.

CB2

# SPEED UP your **SOLDERING**



WITH  
**Wolf**  
*Electric*  
**SOLDERGUNS**  
AND  
**SOLDERING IRONS**

Unbeatable from every point of view, well able to withstand hard workshop treatment and ideal for continuous use. Features include rapid constant localised heat—solid sturdy construction—low current consumption—perfect balance—absolute dependability. A type and bit for every purpose from fine instrument to heavy industrial work. Each tool includes 5 feet tough rubber 3-core cable.

*Obtainable from all leading tool merchants and factors. Fully descriptive Brochure free on request*

Type No. 51 is designed specially for all assembly operations. Solder is fed automatically with trigger-action and two reels are supplied—one 15 ft. acid-cored and one 15 ft. resin-cored.

**WOLF ELECTRIC TOOLS LTD · PIONEER WORKS · HANGER LANE · LONDON · W.5**  
Tel: PERIVALE 5631-4 Branches: BIRMINGHAM · MANCHESTER · LEEDS · BRISTOL · NEWCASTLE · GLASGOW



# Improved filter units



**with Ferrocube pot cores**

- 1 *High performance combined with small size and light weight.*
- 2 *Designed and built to customers' individual requirements.*
- 3 *Long term stability, even under conditions of temperature variation.*

High quality electrical filter units built around Ferrocube cores can now be supplied to communications equipment designers' individual specifications. These filter units have significant advantages over comparable types designed without the use of Ferrocube, particularly in the frequency range 300 c/s to 500 kc/s. For audio frequencies the use of Ferrocube cores permits the winding of compact coils with very high inductances. This results in a considerable reduction in the size and cost of the associated condensers and hence of the filter unit as a whole. The high Q values obtained for a given volume, especially above 10 kc/s, enable sharp cut off characteristics and low pass-band losses to be achieved, while negligible stray flux facilitates the production of compact and mechanically robust filters. Electrical filter units are among a number of high quality components now being made available by Mullard. Full details of the complete series of components will be gladly supplied upon request.

## Mullard



'Ticonal' permanent magnets  
Magnadur ceramic magnets  
Ferrocube magnetic cores.



# HARTLEY-TURNER SOUND EQUIPMENT

## THE HARTLEY-TURNER "315" SPEAKER

The model "315" Loudspeaker is the latest product of the H. A. Hartley Co. Ltd. It is a 12in. diameter unit with a very wide frequency range.

This wide frequency range is obtained by means of a special voice coil construction and a two part cone joined by a compliance, which together form a mechanical crossover system.

This method of construction possesses four major advantages:—

Expensive electrical crossover systems as used with dual speaker arrangements are eliminated.

The buzzing normally associated with twin cone loudspeakers is eliminated.

The bass resonant frequency of the speaker is lowered.

The cone is stiffened by the compliance to greatly reduce distortion at low frequencies.

Every speaker is individually assembled and tested to ensure the finest quality workmanship.

*We are pleased to offer this new speaker at the price of:—*

**10 GUINEAS**

*Full details will be sent free on request to:—*

**H. A. HARTLEY CO. LTD.**  
66, WOODHILL, WOOLWICH, LONDON,  
S.E.18.

Phone : Woolwich 2020. Ext. CB32.

and at

152, HAMMERSMITH ROAD,  
HAMMERSMITH, LONDON, W.6.

Phone : Riverside 7387.

# MAINS TRANSFORMERS

FULLY INTERLEAVED

SCREENED AND IMPREGNATED. ALL GUARANTEED

ALL PRIMARIES ARE 200/250 v. Half Shrouded

HSM 63 (Midget). Output 250-0-250 v. 60 m/a., 6.3 v. at 3 amps. 5 v. at 2 amps.	16/3
HS63. Output 250-0-250 v. 60 m/a., 6.3 v. at 3 amps., 5 v. at 2 amps.	16/6
HS2. 250-0-250 v. 80 m/a.	19/-
HS3. 350-0-350 v. 80 m/a., 19/-.	19/-
HS2X. 250-0-250 v. 100 m/a., 21/-.	21/-
HS75. 275-0-275 v. 100 m/a.	21/-
HS30X. 300-0-300 v. 100 m/a., 21/-.	21/-
HS3X. 350-0-350 v. 100 m/a.	21/-

Fully Shrouded

FSM63 (Midget). Output 250-0-250 v. 60 m/a., 6.3 v. at 3 amps. 5 v. 2 amps.	16/9
FSM66 (Midget). Output 250-0-250 v. at 60 m/a., 6.3 v. at 3 amps., 6.3 v. at 2 amps.	17/3
Output.	
FS2. 250-0-250 v. 80 m/a.	21/-
FS30. 300-0-300 v. 80 m/a., 21/-.	21/-
FS3. 350-0-350 v. 80 m/a.	21/-
FS2X. 250-0-250 v. 100 m/a., 23/-.	23/-
FS75. 275-0-275 v. 100 m/a.	23/-
FS30X. 300-0-300 v. 100 m/a., 23/-.	23/-
FS3X. 350-0-350 v. 100 m/a.	23/-
All the above have 6.3 4-0 v. at 4 amps., 5-4-0 at 2 amps.	
FS43. Output 425-0-425 v. 200 m/a., 6.3 v. 4 amps., C.T. 6.3 v. 4 amps., C.T. 5 v. 3 amps. Fully shrouded.	47/6
FS50. Output 450-0-450 v. 250 m/a., 6.3 v. 2 amps., C.T. 6.3 v. 4 amps., C.T. 5 v. 3 amps. Fully shrouded.	67/6
FS5X. Output 350-0-350 v. 250 m/a., 6.3 v. 6 amps., 4 v. 8 amps., 4 v. 3 amps., 0-2-6.3 v. 2 amps. Fully shrouded.	65/-
FS160X. Output 350-0-350 v. 160 m/a., 6.3 v. 6 amps., 6.3 v. 3 amps., 5 v. 3 amps. Fully shrouded.	44/-
HS6. Output 250-0-250 v. 100 m/a., 6.3 v. 6 amps., C.T. 5 v. 3 amps. For receiver R1355. Half shrouded.	26/6
HS150. Output 350-0-350 v. 150 m/a., 6.3 v. 3 amps., C.T. 5 v. 3 amps. Half shrouded.	27/9
FS6. Output 250-0-250 v. 100 m/a., 6.3 v. 6 amps., C.T. 5 v. 3 amps. Fully shrouded.	29/6
FS120. Output 350-0-350 v. 120 m/a., 6.3 v. 2 amps., C.T. 6.3 v. 2 amps., C.T. 5 v. 3 amps. Fully shrouded.	29/9
FS150X. Output 350-0-350 v. at 150 m/a., 6.3 v. at 2 amps., C.T. 6.3 v. at 2 amps., C.T. 5 v. at 3 amps. Fully shrouded.	31/6
The above have inputs of 200/250 v.	

## OUTPUT TRANSFORMERS

MIDGET OP. 5,000Ω to 3Ω	3/9
8,000Ω to 3Ω	3/9
OP10. 10/15 watts output. 20 ratios on Full and Half Primary	17/9
OP30. 30 watts output. 20 ratios on Full and Half Primary	25/9
Williamson's O.P. Transformer to Author's specification	£4/13/6
Chokes for Williamson's Amplifier, 30 H. at 20 m/a.	16/6
10 H. at 150 m/a.	32/-

## FILAMENT TRANSFORMERS

All 200/250 v. Input

F3. 6.3 v. @ 3 amp. 8/11. F3X. 6.3 v. @ 1.5 amp.	5/9
F4. 4 v. @ 2 amp. 7/6. F6. 6.3 v. @ 2 amp.	7/6
F6X. 6.3 v. @ 0.3 amp. 5/-.	7/9
F12X. 12 v. @ 1 amp.	7/9
FU6. 0-2-4-5-6.3 v. @ 2 amp. 10/-.	16/6
F12. 12.6 v. tapped 6.3 v. @ 3 amp.	23/6
F24. 24 v. tapped 12 v. @ 3 amp.	17/9
F29. 0-2-4-5-6.3 v. @ 4 amp.	17/6
FU12. 0-4-6.3 v. @ 3 amp.	17/6
FU24. 0-12-24 v. @ 1 amp.	21/-
F27. Two windings 12 v. @ 1.5 amp.	26/6
F34. 4-9-15-24 v. @ 3 amp.	29/-
F39. 9-15 v. @ 6 amp.	29/-


Transformers suitable for Low Voltage Lighting. Fully shrouded with terminal blocks, 230 v. Input. 12 v. @ 20 amp. £6. 12 v. @ 10 amp.	£4/10/-
FS. 6.3 v. @ 10 amps. or 5 v. @ 10 amps., or 12.6 v. @ 5 amps., or 10 v. @ 5 amps.	34/-
F6/4. Four windings at 6.3 v. tapped 5 v. @ 5 amps. each, giving by suitable series and parallel connections up to 6.3 v. @ 20 amps.	51/6

Quotations etc., stamped addressed envelope please

C.W.O. (add 1/6 in £ for carriage)

Export enquiries invited

**H. ASHWORTH (Dept. W.W.),**  
676, Gt. Horton Road, Bradford 7, Yorks.



**POST THE COUPON TODAY  
FOR OUR BROCHURE ON THE  
LATEST METHODS OF HOME  
TRAINING FOR OVER  
150 CAREERS AND HOBBIES**

**THE ADVANTAGES OF E.M.I. TRAINING**

- ★ The teaching methods are planned to meet modern industrial requirements.
- ★ We offer training in all subjects which provide lucrative jobs or interesting hobbies.
- ★ The student is taken carefully and thoroughly through his chosen subject.
- ★ A tutor is personally allotted by name to ensure private and individual tuition.
- ★ Free advice covering all aspects of training is given to students before and after enrolment with us.

**NEW**

**LEARN THE PRACTICAL WAY  
— COURSES WITH EQUIPMENT**

With many courses we supply actual equipment thus combining theory and practice in the correct educational sequence. The equipment, specially prepared and designed, remains your property. Courses include: Radio, Television, Electronics, Draughtsmanship, Carpentry, Photography and Commercial Art, Amateur S.W. Radio, Electricity, Languages, Mechanics, etc.



Equipment supplied upon enrolment and remains your property.

**PRIVATE AND INDIVIDUAL TUITION IN YOUR OWN HOME**

Accountancy	Customs & Excise Officer	M.C.A. Licences	Secretaryship
Advertising	Draughtsmanship	Mechanical	Shorthand & Typing
Aeronautical	Economics	Engineering	Sound Recording
Engineering	Electrical	Motor Engineering	Structural
Automobile	Engineering	Photography	Engineering
Engineering	Electronics	P.M.G. Licences	Police
Banking	Fashion Drawing	Production	communications
Book-keeping	Heating & Ventllating	Engineering	Television
Building	Engineering	Public Speaking	Time & Motion Study
Business	Industrial Administration	Radar	Tracing
Management	Journalism	Radio & Television Servicing	Welding
Carpentry	Languages	Refrigeration	Writing
Chemistry	Marine	Retail Shop Management	Workshop Practice
Civil Service	Mathematics	Salesmanship	Works
Civil Engineering		Sanitation	Management and many others.
Commercial Subjects			
Commercial Art & Drawing			

Also courses for University Degrees, General Certificate of Education, B.Sc.Eng., A.M.I.Mech.E., L.I.O.B., A.C.C.A., A.C.I.S., A.M.Brit.I.R.E., A.M.I.I.A., City & Guilds Examinations, R.S.A. Certificates, etc.

**Courses from 15/- per month**

**EMI**

**INSTITUTES**

**THE ONLY POSTAL COLLEGE WHICH  
IS PART OF A WORLD-WIDE  
INDUSTRIAL ORGANISATION**

**POST THIS COUPON TODAY**

Please send without obligation your FREE book.

**E.M.I. INSTITUTES** Dept. 127k,  
Grove Park Road, London, W.4.

NAME .....

ADDRESS .....

SUBJECT(S) OF INTEREST .....

(We shall not worry you with personal visits)

DECEMBER

1038



# Looking for a Radiogram

— that's better-than-ordinary

In these days of automation, we, at Armstrong, adhere even more closely to our principle of individual craftsmanship—for has it not made our name synonymous with all that is excellent in high-quality reproduction. Our first thought is always to evolve the best design and select the finest components, to give the Armstrong standard of performance. With some trepidation we then add up the cost . . . but, to our relief, find that we can still offer a quality article at little—if any—above the ordinary commercial price.




**The Super**  
 ● Bass and Treble Speakers with Crossover Network ● 8-watt Push-pull Amplifier ● High Fidelity auto-changer with Studio Turnover Crystal Pick-up ● The latest in gramophone technique.  
**82 guineas**



**The Twin**  
 ● Armchair control by unique 'hopper' arrangement ● Twin 10in. Speakers ● 8-watt Armstrong Chassis ● Compact cabinet for smaller rooms.  
**57 guineas**

**The Standard**  
 ● Full sized solidly constructed cabinet ● Adjustable Bass Reflex Chamber ● Exceptional Record Storage (over 200) ● Incorporating the famous FC48 Chassis.  
**69 guineas**




★ Hire Purchase facilities available.

Post this coupon for descriptive literature and details of Hire Purchase and Home Trial facilities to Armstrong Wireless and Television Co., Ltd., Warters Rd., London, N.7. (NORth 3213)

Name .....

Address .....

WW



For details of these compact rectifiers for H.T. supplies to band 1-band III converters write to Dept. W.W.12.

**WESTINGHOUSE BRAKE & SIGNAL CO. LTD.**  
 York Way, King's Cross, London, N.1. TEL: TER.6432

Publication CC Issue 2

**WESTALITE**

## CONTACT COOLED RECTIFIERS

Publication CC Issue 2

**6. HALF-WAVE, CENTRE TAP AND VOLTAGE-DOUBLER CIRCUITS**

Rectifier catalogue number	Circuit	Max. input volts (RMS)	Nominal output voltage	Max. output current (mA mean)	Component details			Connection diagram
					No. needed	Cap. $\mu$ F	Work's voltage	
14RC.1-1-16-1	Half-wave	250	280	30	1	32	200	1
14RA.1-1-8-1		125	140	60	1	4	450	1
14RA.1-1-16-1		250	280	60	1	32	200	1
14RA.1-2-8-2	Centre tap	250	280	120	1	16	450	1
14RA.1-2-8-3		250	280	200	1	32	450	2
14RA.1-2-8-1		250	280	300	1	64	450	3
14RA.1-2-8-2	Voltage doubler	250-0-250	280	100	1	100	450	3
14RA.1-2-8-3		125	270	200	2	24	450	4
		125	270	300	2	100	450	5

**7. BRIDGE CIRCUITS**

Rectifier catalogue number	No. needed for bridge connection	Max. input volts (RMS)	Nominal output voltage	Max. output current (mA mean)	Condenser details			Connection diagram
					No. needed	Cap. $\mu$ F	Work's voltage	
14RA.1-1-8-1	4	250	270	120	1	16	450	6
14RA.1-2-8-2	2	250	270	400	1	30	450	6
14RA.1-2-8-3	2	250	270	400	1	100	450	6

# Goodmans



### AXIOM 150 Mk II

For the larger domestic High Fidelity installation. Differs only from the Axiom 22 Mk. II in that its power-handling capacity is 15 watts, flux density 14,000 gauss. Impedance 15 ohms.

**Price : £10 . 15 . 9.**

### AXIOM 22 Mk II

A Twin Cone 12in. Loudspeaker for High Fidelity applications calling for inputs of up to 20 watts. The frequency coverage is 30-15,000 c.p.s., flux density 17,500 gauss. Impedance 15 ohms.

**Price : £15 . 9 . 0.**

### AXIOM 80

The most significant single contribution to the superb performance of the AXIOM 80 lies in the unique method of cone suspension. Three counter biased pairs of cantilevers are employed at the rim and at the voice coil. Smooth response from 20-20,000 c.p.s. Impedance 15 ohms.

**Price : £17 . 10 . 0.**  
(Plus £5 . 12 . 3 P.T.)

### AUDIOM 60 & AXIOM 101

*Crossover System*

The AUDIOM 60 (Bass) and AXIOM 101 (Treble) combination has a power-handling capacity of 15 watts, with smooth frequency coverage from 30-15,000 c.p.s.

The AUDIOM 60 can be supplied with a fundamental resonance of 35, 55 or 75 c.p.s., but in this application the 35 c.p.s. version is recommended.

Prices :

AUDIOM 60: **£9 . 2 . 9.**

AXIOM 101: **£5 . 0 . 0.**  
(Plus £1 . 12 . 1 P.T.)

### AUDIOM 70 & AXIOM 102

*Crossover System*




Both the AUDIOM 70 (Bass) and AXIOM 102 (Treble) are equipped with extremely powerful magnet systems, and the combination has a power handling capacity of 20 watts. Frequency coverage of the system is 30-15,000 c.p.s.

The AUDIOM 70 can be supplied with a fundamental resonance of 35, 55 or 75 c.p.s. It is recommended that the 35 c.p.s. resonance is used in this application.

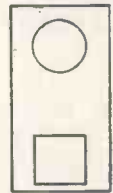
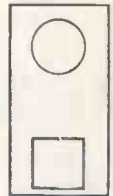
Prices :

AUDIOM 70: **£14 . 10 . 0.**

AXIOM 102: **£7 . 10 . 0.**  
(Plus £2 . 8 . 2 P.T.)



● Enclosures are designed for one, two or four units



### Acoustic Resistance Units and Axiom Enclosures . . .

Full details and drawings are enclosed in our High Fidelity Speaker cartons, or may be obtained by completing the coupon.

*For complete details of the speakers shown above, post the coupon now.*

## GOODMANS INDUSTRIES LTD.

AXIOM WORKS, WEMBLEY, MIDDX. Telephone : WEMbley 1200.

U.S.A. Agents :

ROCKBAR CORPORATION INC., 215 East 37th Street, New York 16, N.Y. U.S.A.

GOODMANS INDUSTRIES LIMITED,  
AXIOM WORKS, WEMBLEY, MIDDX.

Please send me .....

.....


Name .....

Address .....

.....

WW/12/55

**MAXI-Q**  
REGD.



**WORLD WIDE COVERAGE** with the **FINEST POSSIBLE TUNING UNIT AVAILABLE**—taking advantage of the latest technical achievements in raw materials.

Steel Frame, Rotary Turret, Silver Plated Contacts, Polystyrene Insulation, Five Colour Glass Scale, Spin Wheel Drive, Fully assembled and factory aligned. Five Wavebands (1) 150-400 Kc/s. (2) 530-1,600 Kc/s. (3) 1.5-4 Mc/s. (4) 4-12 Mc/s. (5) 10-30 Mc/s.

CT.6. Mixer and Oscillator, £5, plus £1/13/4 P.T.

CT.7. R.F., Mixer and Osc., £6/15/-, plus £2/5/- P.T.

Full application data and technical information appears in **TECHNICAL BULLETIN DTB.2**. Price 1/6.

Available from all reputable stockists or in case of difficulty direct from these works. Send 1/- in stamps for General Catalogue.

## DENCO (CLACTON) LTD., 357/9 OLD RD., CLACTON-ON-SEA, ESSEX

### STOP PRESS:

"MAXI-Q" F.M. FEEDER UNIT assembled complete with valves, £7/2/6, plus £2/7/6 P.T.

### "OSRAM" "912 PLUS" AMPLIFIER

Gold finished front panel with brown control markings ..... 7/6  
Chassis, aluminium, completely punched ..... 14/6  
Pre-Amplifier Chassis, completely punched ..... 6/-

### "OSRAM F.M. TUNER"

Chassis, front panel, printed dial plate and drive mechanism, 37/6  
Aerial coil O/T1, 2/9. R.F. Coil O/L1, 2/6. Oscillator Coil O/L2,

2/-, 1st, 2nd and 3rd IFTs, IFT 11/10/7, 6/- each. Ratio Discriminator Transformer O/T2 (T5), complete with crystals, 19/6.  
Variable 2 Gang Condenser 6-17.5 pF, 17/6.

### "MULLARD F.M. TUNER"

I.F. Rejectors, Ref. 510/IFF, 2/6. Aerial Coil L1/L2, Ref. 510/AE, 4/6. Choke L3, Ref. 510/RFC, 2/-, R.F. Coil L4, Ref. 510/RF, 2/6. Oscillator Coil L5/L6, Ref. 510/OSC, 4/6. 1st IFT L7/L8, Ref. 510/IFT1, 7/6. 2nd IFT L9/10, Ref. 510/IFT2, 7/6. Ratio Detector Transformer L11/12/13, Ref. 510/RDT, 12/6.  
Aluminium Chassis, completely punched, 12/-.

# The EDDYSTONE '820'

HAS SUCH EXCELLENT EFFICIENCY AND STABILITY IT CAN BE USED SUCCESSFULLY IN MANY BADLY SCREENED OR EXTREME FRINGE RECEPTION AREAS.

V.H.F.

*F.M. Radio Unit*  
SPECIALLY DESIGNED TO PRECEDE HIGH FIDELITY EQUIPMENT

Built by Britain's leading manufacturers of V.H.F. communications equipment and of superb construction and workmanship. The fully tuned pre-amplifier, separate limiter, and Foster Seeley discriminator combine to ensure the highest performance.

Self-powered, easy to mount and instal, the "820" adequately meets the needs of the enthusiastic and discriminating music lover.

List Price £38 (including Purchase Tax)

Please write for fully descriptive brochure.



STRATTON & CO LTD · BIRMINGHAM 31





REF.	WATTS	MAX. VOLTS	OHMS	MIN. ORDER FOR FREE UNIT	UNIT STORAGE CAPACITY
<b>RESISTORS</b>					
T	1/2	250	10 to 10M	240	720
R	1	500	10 to 10M	180	500
Tolerances available $\pm 20\%$ 10% 5%					
<b>HIGH STABILITY RESISTORS</b>					
HS3	1/2	750	1 to 500M	93	500
Tolerances available $\pm 5\%$ 2% 1%					
<b>WIREWOUND RESISTORS</b>					
LM	5 & 10	—	5 to 100K	72	300
LP	5 & 10	—	5 to 100K	72	300
<b>CERAMICAPS</b>					
CER	Tubular	500	3 to 470pf	141	500
HK	Tubular	500	470 to 5000pf	141	500
HKD	Disc	500	470 to 5000pf	141	500
Tolerances available $\pm 2\%$ 10%					

Thousands of LAB Continuous Storage Units are daily solving the problem of control and storage of the great range of resistors. Compact, and capable of storing up to 720 separate resistors, LABpak make selection positive, simple and speedy. Now that Ceramicaps, Histabs and Wirewound resistors have been added to the carded range the usefulness of LABpak storage units is enhanced.

FREE with any purchase of the LABpak range, these units are the complete answer to the storage problems of small production units, laboratories, etc.

**MAKE UP YOUR ORDER TODAY — DELIVERY EX-STOCK**


All LABpak resistors are carded in ohmic value, rating and tolerance, colour indexed and tabbed for easy selection.

The LAB Continuous Storage Units are available from your normal source of supply, but more detailed information and literature can be obtained from

## THE RADIO RESISTOR COMPANY LIMITED

50 ABBEY GARDENS, LONDON, N.W.8 • Telephone: Maida Vale 5522

An essential reference book for *ALL* users of TRANSFORMERS & CHOKES



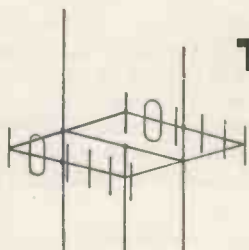
# GARDNERS RADIO CATALOGUE

The full catalogue is available free to industrial concerns. An abridged edition is forwarded to private users.



GARDNERS RADIO LTD., Somerford, Christchurch, Hants. Tel. Christchurch 1024

## TELCON CELLULAR POLYTHENE INSULATED DOWNLEADS



This new range of 75 ohm coaxials has been especially designed for the reception of Band II (FM sound 87.5 - 100 Mc/s.) and Band III (Television 174-216 Mc/s.).

Attenuation db/100 ft.	ET5M	ET6M	ET7M	ET8M	ET10M
10 Mc/s.	1.3	1.5	1.0	1.1	0.6
50 "	3.0	3.4	2.3	2.6	1.5
100 "	4.3	4.8	3.2	3.6	2.2
200 "	6.3	7.2	4.9	5.3	3.3
<b>Dimensions (inches)</b>					
Centre Conductor	1/0.022	7/0.0076	1/0.029	7/0.010	1/0.044
Over Cellular TELCOTHENE	0.093	0.093	0.128	0.128	0.200
Over Wire Braid	0.117	0.117	0.152	0.152	0.230
Over TELCOVIN sheath	0.157	0.157	0.202	0.202	0.290



*please ask for a copy of Publication TV5*

THE TELEGRAPH CONSTRUCTION & MAINTENANCE CO LTD, TELCON WORKS, GREENWICH, SE10. TEL : GREENWICH 3291  
 BRANCHES : BIRMINGHAM, CARDIFF, LONDON, MANCHESTER, NEWCASTLE AND NOTTINGHAM



# RADIO HAM SHACK Inc.

368 GREENWICH ST., NEW YORK, N.Y., U.S.A. CABLES: HAMSHACK, NEWYORK.

SPECIALISTS IN MILITARY & COMMERCIAL ELECTRONICS EQUIPMENT:

AIRCRAFT—GROUND—MARINE—MOBILE

LARGEST STOCKISTS IN THE WORLD

WE SELL — — — WE BUY

## TRANSMITTERS AND RECEIVERS

APN-1	Altimeter aircraft	
ARB	Receiver aircraft	195-9050 KC
ARC-1	Tranceiver aircraft	100-156 MC
ARC-3	Tranceiver aircraft	100-156 MC
ARC-4	Tranceiver aircraft	140-144 MC
ARC-5	Xmitter and receiver	LP-MF-HF-VHF
ARN-1	Altimeter, aircraft	
ARN-5	Glide path receiver	332.0-335 MC
ARN-6	Radio compass airborne	100-1750 KC
ARN-7	Radio compass aircraft	100-1750 KC
ARN-2	Receiver, aircraft	234-298 MC
ARR-5	Somobuoy receiver	60-72 MC-FM
ART-13	Transmitter	200 KC-18 MC
BC-191	Transmitter	200 KC-12.5 MC
BC-222	Transmitter, marine	2-5.2 MC
BC-312	Receiver	1.7-18 MC
BC-342	Receiver	1.2-18 MC
BC-348	Receiver	200 KC-18 MC
BC-375	Transmitter	200 KC-18 MC
BC-645	Tranceiver	420-500 MC
BC-611	Handy talky	3-6 MC
BC-610	Transmitter	2-18 MC
BC-639	Receiver	100-138 MC
BC-640	Transmitter	100-138 MC
BC-1023	Marker Beacon receiver	75 MC
BC-1206	Beacon receiver	195-420 KC
CRC-7	Handy talky	140.58 MC
CRF-3	Xmitter, emergency	500 KC-8900 KC
DF	Direction finder ground	2-3.1 MC
DAK	Direction finder marine	250-1500 KC
DAV-2	Tranceiver/direct. finder	2.3-4.5 MC
ET4338	Transmitter	2-20 MC
FR-3	Tranceiver	1.5-12.5 MC
GRC-9	Tranceiver	
GN-28	Radio compass	150 KC-12 MC
PN-1	Beacon transcr ground	214-234 MC
RA10DB	Compass receiver	150 KC-10 MC
RAK-7	Receiver	15-600 KC
RAL-7	Receiver	3-3.2 MC
REZ	Receiv. portable	2-5.8 MC
RC-103	Receiv. glide path	108.3-110.3 MC
RC-192	IFF systems	160-186 MC
SCB-269G	Radio compass	200-1750 KC
SCR-274N	Airborne command sets	LP-MF-HF-VHF
SCR-284	Rec/xmitter, mobile	3.8-5.8 MC
SCR-291	Radio direction finder	1.5-30 MC
SCR-300	Tranceiver	40-48 MC FM
SCR-303	Radio direction finder	100-3000 KC
SCR-506	Receiver/transmitter	2-6 MC
SCR-508	Receiv/xmitter, mobile	20-27.9 MC FM
SCR-509	Tranceiver	20-27.9 MC FM
SCR-510	Tranceiver, mobile	20-27.9 MC FM
SCR-511	Tranceiver, portable	2-4 MC
SCR-522	Tranceiver, mobile	100-156 MC
SCR-538	Handy talky	3-6 MC
SCR-543	Tranceiver, mobile	168-445 MC
SCR-555	Radio direction finder	18-65 MC
SCR-578	Transmitter	100-138 MC
SCR-608	Receiver/transmitter	27-38.9 MC FM
SCR-609	Tranceiver	27-38.9 MC FM
SCR-610	Tranceiver	27-38.9 MC FM
SCR-625	Port. metal detector	
SCR-694	Tranceiver	3.8-6.5 MC
SCR-718	Altimeter, high alt.	0-40,000 FT
TBY	Transmitter, portable	28-80 MC
TCS	Receiver/transmitter	1.5-12 MC
TRC-1-3-4	Radio relay station	70-99.9 MC FM
TRC-9-11-12	Radio relay station	230-285 MC FM
TR-10	Tranceiver, portable	2-12 MC
TRC-3	Tranceiver	40-48 MC FM
19 MK-2	Tranceiver	330-340 MC 2-8 MC
27AA	Transmitter	300-500 KC 2-15 MC

## RADAR

APA-10	Panoramic adaptor	5-3000 MC
APA-11	Pulse analyzer	
APA-16	Bombight marker	
APA-17	Direction finder	25-1 KMO
APA-23	Auto. sig. recorder	
APA-33	Panoramic adaptor	10 MC band
APN-4A	Loran	
APN-4B	Loran	
APN-9	Loran, lightweight	
APN-7	Transponder, IFF	8-band
APN-8	Beacon	8-band
APQ-5	Blind bombing	
APR-1	Search receiver	40-3400 MC
APR-2	Search recvr/receiv.	15-1000 MC
APR-4	Search receiver	38-4000 MC
APN-5	Search receiver	1-3.1 KMC
APR-6	Search receiver	6 to 10 MC
APS-2	Airborne search	8 band
APS-3	Airborne search	X-band
APS-4	Airborne search	X-band
APS-8	Search/gun aiming	X-band
APS-10	Airborne search/nav.	X-band
APS-13	Aircraft warning	420 MC
APS-15	Search/blind bong'g	X-band
APT-4	Radar jammer	165-780 MC
APT-5	Radar jammer	
APX1/2	Transponder, IFF	187-212 MC
CPN-1	Ground beacon	8-band
CPN-6	Ground beacon	X-band
CPN-8	Ground beacon	8-band
CPN-17	Ground beacon	8-band
SCR-682A	Harbor search	8-band
SCR-684	Ground radar	8-band
SCR-692	Ground radar	220 MC
SCR-720	Radar aircraft	8-band
TPL	Mobile ground	8-band
TPS-1	Ground portable	1100 MC
UPN-1	Radar, beacon, IFF	8-band
UPN-2	Radar, beacon, IFF	8-band
SD-SF-SQ-SK-SL-SN-SQ	Navy radar	
VC-VD-VE-VF-VG	remote radar repeaters	

## DYNAMOTORS—GENERATORS—INVERTERS

Type	Used with	Type	Used with
BD-77	BC-191	MG-149H	
BD-86		MG-153F	
DA-10A		RTA-1B	PE-59
DM-21	BC-312	PE-73	BC-375
DM-28	BC-348	PE-75	MANY
DM-33	COMMAND	PE-77	EE-97
DM-34	COMMAND	PE-86	RC-19
DM-36	SCR-508	PE-94	SCR-922
DM-37	SCR-508	PE-95	SCR-499
DM-38	SCR-508	PE-98	SCR-522
DM-39	SCR-508	PE-101	SCR-515
DM-40	SCR-506	PE-103	SCR-284
DM-41	SCR-506	PE-104	SCR-284
DM-42	SCR-506	PE-108	SCR-543
DM-43	SCR-506	PE-109	SCR-269
DM-44	RC-103	PE-125	SCR-245
DM-45	SCR-808	PE-218	SCR-519A
DM-46	SCR-808	PE-237	SCR-694 and
DR-2X		GRC-9	
DY-2	ARB-2	PU-7	VARIOUS
DY-9	ARC-1	PU-16	VARIOUS
DY-10	ARC-4	800-1	VARIOUS
DY-11	ART-13	PE-110	SCR534
DY-12	ART-13	PE-112	SCR-618
DY-17	ART-13	PU-6/TPS-1	TPS-8
DY-21	ARC-3	PP-4	APQ
DY-22	ARC-3	PP-51	APT-4
GN-35		PP-87	APT-5
GN-37	SCR-178	PP-104	BC-191
GN-38	SCR-284	RA-34	SCR-288
GN-50	PE-162	RA-38	BC-639
GN-58	SCR-694	RA-42	SCR-624
HRU-28		RA-62	TELETYPE
MG-149F		RA-87	

## TEST EQUIPMENT

TS-3/AP	Power and freq. meter	8-band
TS-7/APQ	Magnetic compensator	
TS-10/APN	Altimeter test set	Delay line
TS-19/AP	Standing wave ind.	X-band VSWR
TS-13/AP	Sig. gen. freq. mtr	X-band
TS-14/AP	Sig. gen. pwr mtr	X-band
TS-15/AP	Fluxmeter	1.2-4.5K GAUSS
TS-18/APN	Altimeter test set	340-7250 CYC
TS-18/AP	Voltage divider	100 : 1-15 : 1
TS-23/APQ-5	Calibrator	491.04 MO
TS-23/APN	Altimeter test set	
TS-24/ARR-2	Test oscillator	246 MC
TS-27/TSM	Line test set	0-50 MEG, 1-3 MFD
TS-28/UPN	Synchroscope	
TS-32/TRC-1	Test oscillator	1 KC FM, 70-100 MC
TS-33/AP	Frequency meter	X-band
TS-34/AP	Portable oscilloscope	Fast sweep
TS-35/AP	Sig. gen. pwr and freq. mtr	X-band
TS-38/AP	Power meter	X-band
TS-45/APM-3	Power and freq. meter	X-band
TS-46/AP	Frequency meter	8-band
TS-47/APR	Signal generator	40-500 MC
TS-51/APG-4	Goniometer	
TS-56/AP	Standing wave ind.	L-band
TS-59/APN	Delay line altimeter	High alt.
TS-61/AP	Echo box	8-band
TS-62/AP	Echo box	X-band
TS-67/ARN-5	U/with RCI03/ARN5	
TS-69/AP	Calibrator freq. meter	4-1KMC
TS-74/UPM	Attenuator and phantom ant.	8-band
TS-76/U	Test meter	U/with T876
TS-78/APM-3	Wave guide kit	U/with TS45
TS-80/AP	Phantom antenna	100-156 MC
TS-89/AP	Voltage divider	X-and 8 bands
TS-91/TPS-1	Echo box	1050-1110 MC
TS-92/AP	Broad band alignment	20-250 MC
TS-98/AP	Decade resistor	22.85 : 1
TS-100/AP	Oscilloscope circular sweep	
TS-102/AP	Range calibrator	Sine wave 327.8 KC
TS-108/AP	RF dummy load	X-band
TS-110/AP	Echo box	8-band
TS-111/CP	Wavemeter	8-band
TS-117/GP	Wavemeter, absorption	8-band
SCR-240	RF wattmeter	20-1000 MC, 5-500 W
TS-120/UP	Sig. gen. pwr mtr	X-band
TS-125/AP	Power meter	8-band
TS-128/AP	Radar range calibrator	400 YD. PIPS
TS-127/U	Frequency meter	375-725 MC
TS-131/AP	Field strength meter	20-3000 MC
TS-133/UPM-1	Wavemeter	115-235 MC
TS-134/UPM-1	Wavemeter	460-570 MC
TS-146/UP	FM Sig. gen. wave and pwr mtr	X-band
TS-147/UP	Sig. gen. pwr freq. meter	X-band
TS-148/UP	Spectrum analyzer	X-band
TS-149/UP	Pulse generator	8-band
TS-159/TPX	Sig. gen. pwr freq. mtr	157-187 MC
SCR-284	Test oscillator	332.6-335 MC
TS-173/UR	Frequency meter	90-460 MC
TS-174/U	Frequency calibrator	20-280 MC
TS-175/U	Frequency calibrator	85-1000 MC
TS-182/AP	Signal generator	157-187 MC
TS-184/AP	Echo box	400-430 MC
TS-182/CPM-4	Wavemeter	8-band
TS-204/AP	Reflector meter	
TS-218/UP	Tuned cavity	X-band
TS-223/AP	Wattmeter to K KW	400-925 MC
TS-247/APM-48	VARIOUS	215-275 MC
TS-250/APN	Altimeter calibrator	Delay line
TS-251/UP	Loran sig. generator	1700-2010 KC
TS-258/UP	Sig. gen. pwr and freq. mtr	X-band
TS-259/AP	FM signal generator	
TS-283/TPS-10	Sig. gen. wattmeter	X-band
TS-288/U	Xtal rect. test set	
TS-270/UP	Echo box	8-band
TS-278/AP	Test set	400-420 MC
TS-297/U	Multimeter	
TS-309/U	Sweep generator	
TS-323/UR	Frequency meter	5-65 MC
TS-352/U	Multimeter	
TS-375/U	Voltmeter	
TS-352/U	Audio oscillator	1000 KO
TS-505	Vac. tube voltmeter	
I-48	Megohmmeter	0-1000 MEG
I-49	Wheatstone bridge	0-10 MEG
I-56	Tube tester voltmeter	
I-72	Signal generator	100 KC-32 MC
I-83	Dynamometer test set	
I-88	Generator	470 MC
I-96A	Signal generator	100-156 MC
I-100	Radio ADP test set	
I-130A	Signal generator	100-156 MC
I-203A	Bitometer	8-band
I-208	Signal generator	1.9-45 MC
I-222A	Signal generator	8-230 MC
IE-17	Handy talky test set	
SCR522 test set		100-156 MC
IE-36	SCR522 test set	
IE-48	IFF test set	156-166 MC
IE-57	IFF test set	160-188 MC
BC-221	Frequency meter	125-20000 KC
BC-376	Signal generator	75 MC
BC-1086	Test receiver	150-225 MC
BC-1077	Signal generator	8-band
BC-1205	Modulator unit	
BC-1277A	Sig. gen. pulsed	8-band
BC-1287	Oscilloscope	

## VALVES

### INDUSTRIAL AND MILITARY TYPES

Receiving	Voltage Regulators			
Transmitting	Crystal Rectifiers			
Klystrons	Gas Switching			
Magnetrans	Phototubes			
Thyratrons	Ignatrons			
Cathode Ray	Transistors			
Microphones	Keys			
BMC-1	MASK	J-37	H-16U	HI IMP.
T-17	THROAT	J-38	HS-23	HI IMP.
T-30	DESK	J-45	HS-30	LOW IMP.
T-45	LIP	J-47	HS-33	LOW IMP.
T-45	LIP	J-48	HS-38	LOW IMP.

MANY OTHERS AVAILABLE FROM STOCK.  
Over one million tubes of all types in stock. Your inquiries will be promptly answered.

## TELEPHONE AND TELEGRAPH

BC-1016	CW ink tape recorder
BD-71	6 line switchboard
EE-71	12 line switchboard
EE-8	Field phone
EE-85	Line test set
EE-99	Telephone repeater
RC-261	Remote control
TG-5	Code oscillator
TG-10	Ink tape reproducer
TG-34	Code practice keyer
TP-9	Long range field phone

Civilian and military telephone and telegraph centrals, carriers, switchboards, facsimile and teletype.

RADIO HAM SHACK is proud of its reputation founded on years of efficient, reliable service to our overseas clients. Fifty thousand square feet of testing laboratories, reconditioning shops and warehouses is your assurance of the very finest service and stock. All our equipment and material is pretested and checked out with a full money-back or replacement guarantee. Complete inspection facilities are available on our premises.

# W & L COMPONENTS LTD

8 CAMDEN HIGH STREET, LONDON, N.W.1. Tel: Eus 7844 (near Mornington Crescent Underground)


## F M TUNER



An extremely sensitive 5-valve tuner with internal power supply for AC Mains 200/250 volts. 2 position switch for Gram and F.M. (tuner switched off in Gram position). Permeability tuned and temperature compensated against drift. Geared drive with illuminated calibrated dial Valve line-up: ECC85 twin triode as grounded grid RF stage and mixer. 6BJ6 I.F. amplifier 6BJ6 limiter 6AL5 ratio detector 6V4 rectifier. Your existing radio or amplifier converted to FM in a few minutes.

Price **£13 15 0** Complete  
(including Tax)  
Carriage and Packing 7/6 extra.

## 7 VALVE RADIOGRAM CHASSIS



Three Wavebands:—  
SW 13.6 m. to 50 m.; M.W. 195 m. to 550 m.; L.W. 800 m. to 2,000 m.  
7 latest type valves: 12AH8, 6BV6, 6AT6, 12AX7, 2-6AQ5, 5Y3. Push Pull Output. AC Mains 200/250. Output transformer fitted. Large illuminated dial. Sockets for speaker and pick-up. 4 position wavechange switch. High Q RF and IF coils. Special detector circuit for high gain and superior A.V.C. Complete: with knobs.

Price **£12 12 0** (including Tax)  
Carriage and Packing 7/6 extra.  
AC/DC Models 10/- extra.

## DC to AC CONVERTER



You can now drive that AC record changer from your DC Mains using this effective 50 cycle electronic converter. Input 200/250 DC. Output 200/250 v. AC 25/30 watts. Variable frequency and output controls. Valves: Osram 277 and two KT55's. In Push Pull. Frequency stable with Mains Variations from 190 to 250 volts. Easily fitted. Full instructions.

Price **£7 10 0** Complete.  
Write for full particulars to Dept. 3c.



## EYELETTING and light PUNCHING MACHINES

### Autophœnix No. 6

A new and improved treadle operated machine for the automatic insertion and closing of eyelets in either flat or formed work in metals, plastics, fabrics, etc. The deep throat, high vertical gap and projecting base make this machine adaptable for eyeletting radio chassis, cylindrical shells, spinings, mouldings, etc.



## HUNTON LIMITED

Phoenix Works, 114-116, Euston Road, London, N.W.1  
Tel.: EUSton 1477 (3 lines). Grams: Untonexh, London.

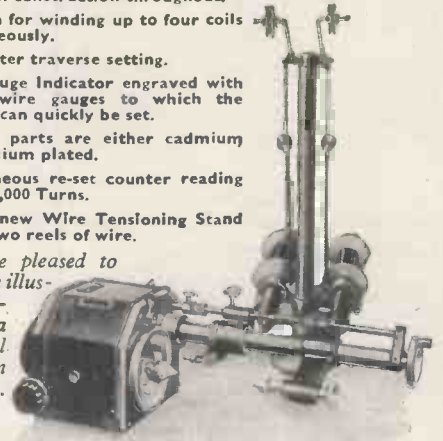
## AUTOMATIC COIL WINDING MACHINE

Type A1/1. (25-50 S.W.G.) Type A1/X. (19-46 S.W.G.)

This machine is the most modern on the market and it possesses many exclusive refinements including:


- Dustproof construction throughout.
- Provision for winding up to four coils simultaneously.
- Micrometer traverse setting.
- Wire Gauge Indicator engraved with various wire gauges to which the machine can quickly be set.
- All steel parts are either cadmium or chromium plated.
- Instantaneous re-set counter reading up to 100,000 Turns.
- Entirely new Wire Tensioning Stand to hold two reels of wire.

We will be pleased to send you an illustrated leaflet giving a full technical specification on request.



## KOLECTRIC LTD

73 UXBRIDGE ROAD, EALING, LONDON, W.5  
Ealing 8322



### RADIO RECEIVER CHASSIS

Built to the highest specifications, these chassis offer the finest value to the enthusiast. Supplied with set of selected knobs. Socket panels for aerial, earth, speaker, pick-up and gram motor. 200/250 v. 50 cycles only.



### CABINETS

The magnificent Bureau type Cabinet illustrated is in specially selected walnut veneered exterior with light Sycamore interior with matching Rexine lining. Two full-sized compartments. Overall measurements: 34in. x 17in. x 33in. high. Price **£17/0/0**

Other high-quality cabinets are available at prices ranging from 10 Gns.

Packing and carriage 15/-

#### TYPE A 5 VALVES

TYPE A: 5 valves 3-wavebands Superhet with full negative feedback and A.V.C. Full range tone control.

**£9/19/6**

#### TYPE B 7 VALVES

TYPE B: 7 valves 3-wavebands Superhet with specially designed push-pull output stage.

**£15/14/6**

### ★ SPECIALLY RECOMMENDED ★

#### DISC PLAYER

Specially designed for the amateur builder, these Disc Players consist of the latest 3-speed Automatic Record Changers, complete with crystal turn-over pick-up head for long-playing and standard records, mounted on Sycamore lines base. Supplied complete with fitted Mains lead and screened pick-up lead, ready for connecting up. Price **£10/16/0**



Packing and carriage 7/6

### SPECIAL F.M. CHASSIS

A six-valve pure F.M. chassis with single waveband only, covering all existing and projected B.B.C. F.M. transmissions. Highest degree of I.F. amplification making it ideally suitable for fringe areas. Output stage specially designed around an EL41 output valve ensuring a really wide audible frequency range. Permeability-tuned circuit with high stability factor. Special wide-range tone control. Output 4 watts. A.C. 50 cycles only. Provision for external speaker. Co-axial socket for dipole aerial.

**13 Gns.**

### AUTOMATIC RECORD CHANGERS

Cat. No. RC/A—B.S.R. Monarch, or latest Collaro, 3-speed	£9 15 0
Cat. No. RC/B—GARRARD RC/80, 3-speed, automatic A.C. Mains	£13 0 0
Cat. No. RC/C—GARRARD RC/80, 3-speed, automatic AC/DC, Universal	£26 10 0

Packing and carriage 7/6

### A.M./F.M. CHASSIS

A nine-valve A.M./F.M. chassis with 4 wavebands (long, medium, short and F.M.), push-pull output stage and magic eye for precision tuning. Specially designed, with permeability-tuned F.M. circuit and a very high degree of I.F. amplification for fringe-area reception, it offers the finest quality regardless of price. Automatic volume control and a special wide-range tone control. Push-pull output stage and compensated network for electrostatic treble speaker, with an output of 5 watts and the widest possible audible frequency range. Special large 10in. high flux-density F.M. Speaker with hyperbolic cone plus matched high-tone electrostatic Speaker. Co-axial socket for dipole aerial. A.C. 50 cycles only. Provision for external speaker.

**£23 Gns.**

### UNBEATABLE VALUE TAPE RECORDER

In a superbly fitted Moroccan grained carrying case, this instrument is the very finest of its class, regardless of price. Latest type TRUVOX twin-speed Tapedeck. Input for radio, gram, and microphone. Built-in selected elliptical Speaker of the very finest quality. Recording (with recording level indicator) or Play-back. 200-250 volts, 50 cycles, A.C. Mains only. Supplied complete with selected Microphone and Recording Tape. **42 Gns.**



### ★ SPECIALLY RECOMMENDED ★ A.M. CHASSIS

5-valve Superhet, 2 wavebands (medium and long). AC/DC 200-250 volts. Output 4 watts. Controls—tuning, on/off volume, wave change. Developed to meet the demand for an inexpensive instrument with no sacrifice in the quality of its reproduction and output.

**8 Gns.**

Packing and carriage for all Chassis 12/6

### TAPE DECKS

TRUVOX 2-speed, twin track, Tape Deck of the latest type, with push-button controls. **£23/2/0**

Packing and carriage 5/-

Tape Recorder, Amplifier only. Built to the highest standards, magic eye for indicating recording level. **12 Gns.**

Packing and carriage 7/6

### LOUDSPEAKERS

Cat. No. LS/10—10in. Standard	£1 5 0
Cat. No. LS/E74—7in. x 4in. ELLIPTICAL	19 6
Cat. No. LS/5—5in. Standard	17 6
Electrostatic Loudspeaker LSH75, for treble response	11 6

Packing and carriage 3/-

**Domestic DIRECT SALES LTD.**

**ALL FULLY GUARANTEED  
GENEROUS HIRE PURCHASE TERMS**

All correspondence and remittances to:

36 SOUTHAMPTON STREET, STRAND, LONDON, W.C.2

Personal callers only at 90 JUDD STREET, LONDON, W.C.1 Telephone enquiries: TERminus 9876

**"You can rely on us"**

Stockists of all Radio and Electronic components for manufacturers, laboratories, Educational authorities, and the amateur.

Stockists of Bulgin, Denco, Hunt, T.C.C., Belling and Lee, W.B., Whiteley, Wharfedale, etc., etc.

Mullard 510 amplifier and G.E.C. 912 amplifier—all parts stocked and available on H.P.

Taylor and Avo instruments from stock. (H.P. terms available.)

## RADIO SERVICING COMPANY

82, SOUTH EALING ROAD, LONDON, W.5.

Telephone: EAL. 5737

Next to South Ealing Tube (TURN LEFT) 9 to 6 p.m. Wed. 1 o'clock.



Published for "Wireless World"

2nd Edition 132 pp.

65 illustrations

**10s.6d. net** By post 10s.11d.

It is now compulsory to suppress radio interference from small electric motors and other devices . . . .

## RADIO INTERFERENCE SUPPRESSION

discusses the various methods as applied to radio and television

By G. L. STEPHENS, A.M.I.E.E., this book explains the origins of electrical interference and principles of suppression, then gives practical details of suppression methods for many kinds of industrial, domestic and marine equipment. Suppressor components and methods of locating interference are fully discussed and special attention is given to suppressing interference with television receivers. Legislation for the compulsory suppression of radio interference from small electric motors and other devices is now in force. The various methods of suppression are dealt with in this book.

**Indispensable to radio and television engineers**

Obtainable from booksellers or from :—

**Hilffe & Sons Ltd. · Dorset House · Stamford St. · London, S.E.1**

# ★ The *Miracord 5.C.*


with the exclusive "MAGIC WAND" spindle  
**Modern Miracle of Record Changing**



To the music lover the MIRACORD 5.C. (with Crystal Pick-Up) has become a symbol of everything that could be asked for in a 3-speed automatic changer. Wow and rumble are eliminated and the "Pausamatic" feature allows the user to select "pause" time between records of from 5 seconds to 5 minutes. The superb craftsmanship of the MIRACORD 5.C. permits only the recording, not the surface noise of the record, to reach the ear. The touch of a button starts the smooth, silent action. The "Magic Wand" spindle releases records gently—not a pusher arm or a stabilizing plate in sight! Now you can enjoy hours of continuous music—with the pause YOU want between records. Or insert the single play spindle—your MIRACORD becomes a manual player! Muting switch eliminates "plop". At the end of record play, the arm returns to rest and sets down. Finished in Maroon and White. Price £23 plus £7/7/7 P.T. This Changer can also be supplied with Magnetic turn-over plug-in head Type M.8. Price £30/3/11, plus £9/13/9 P.T.

# ★ The *Miraphon M.10.*

**Manual Player with TRANSCRIPTION Quality**



Truly aphonic performance is yours in this outstanding manual player. A specially designed two or four pole motor with a high constant speed factor is mounted in vibration-free ball-bearings totally screened to prevent outside interference.

High fidelity sound reproduction in the complete frequency range fills the most exacting demands of the music connoisseur. Price £10/0/9 plus £3/4/5 P.T.

This Player can also be supplied with Magnetic turn-over plug-in head Type M.11. Price £17/1/4 plus £5/9/7 P.T.

**No. "38" Spindle.**  
 Automatic spindle for 45 r.p.m. records. Use with MIRACORD 5.C. Holds 10 records. Constructed of durable plastic, finished in maroon. Supplied complete with clips for attaching spindle to base when not in use. Price £2/13/6 plus 17/2 P.T.

**Plug-In Heads for MIRACORD M.8 and MIRAPHON M.11.**  
 Constructed of special damped plastic. The Plug-In Heads will accept standard cartridges of any manufacture. Supplied complete with turnbutton and standoffs for G.E. cartridges, wires attached. Individually boxed. Price 17/10 plus 5/9 P.T.

## ACCESSORIES



Ask for the MIRACORD or MIRAPHON at your Dealer today or send for Literature on all models to:—

**L. P. R. LTD., 28, CURZON STREET, LONDON, W.1**

Telephone: GROsvenor 7177

# BAKERS 'Selhurst' RADIO

We are pleased to announce that, to meet an ever-increasing demand, all "BAKERS Selhurst RADIO" Quality Loudspeakers will now be available exclusively through our London sales organisation.

This most comprehensive range of Quality Reproducers comprises some 14 models covering all requirements in High Fidelity Sound Reproduction, of the beginner as well as of the most critical listener.



## 12" 15W DE-LUXE

Mk. I @ £9.12.6

Mk. II @ £11. 7.6

A precision-made loudspeaker with a frequency response extending from 20 cycles to over 17,000 cycles, it is the ideal single reproducer for the modern home as efficient loading is achieved with compact enclosures. It is also recommended as a low-frequency unit in twin-speaker systems for its smooth clean BASS.

Write for full details of our range of High Fidelity equipment, which includes GOODSSELL "Golden Range" Williamson and Ultralinear Amplifiers, Tone Controls, F.M. Tuners, Tape Equipment, with the Ortofon dynamic Pick-Up (Diamond or Sapphire Styli).



UL/F/TC Tone Control  
Pre-Amplifier £12.12.0

A 4-stage high-gain unit with feedback over each stage ensuring extremely low noise, designed for the more exacting critic.

Mail orders only, pending the opening of our new showrooms. Trade and Export enquiries invited.

**JOHN LIONNET & CO.,**  
Dept. W, 62-63, Queen Street, London, E.C.4.  
Tel: CITY 7167

## M. R. SUPPLIES Ltd.

(Established 1935)

Largest stockists of F.M.P. Geared Motors—full details in our List GM/355, copy on request. Production and Research managers please note. The following special offers, all perfect material, are for immediate delivery. Prices nett.

**ELECTROMAGNETIC COUNTERS** (latest G.F.O. type). Brand new, 1in. square by 4in. long. Counting up to 9,999. Resistance 2,300 ohms, and suitable for operation on 200 volts D.C. for high-speed counting, 230 volts A.C. (slower speed) or in anode bias (current 10 milliamps), 18/6 (despatch 9d.).

**LONDEX RELAYS.** Very special limited offer. Type LF, 230 v. A.C. coil, 2-pole make, 6-amp. switching (ex-Govt., new), 22/6 (des. 1/-).

**RESISTANCE MATS,** 7in. by 6in., 22 ohms 3 amps. Each 60 volts 3 amps., bank of four in series, 240 volts 720 watts. For heating or regulators. Brand new, 1/8 each (des. 9d.). Four for 6/6, carr. paid.

**AIR THERMOSTATS** for frost protection. Ex-A.M. brand new, boxed. Switching on at 32 deg. F. and off at 49 deg. F. (with considerable range adjustment). Capacity 4 amps. (250 v. A.C.), 4/6 (des. 6d.), 45/- dozen.

**INSTRUMENT RECTIFIERS,** full-wave copper oxide, with leads, 5 mA., 6/-.

**UNIVERSAL MAINS MOTORS,** 200/250 v. A.C./D.C., 1/15th H.P. A fine bargain for many purposes.—Sewing Machines (for which they were made), Drills, Grindstones, Cine Projectors, Mixers and Blenders, etc. Size—4 1/2in. long, 2in. by 4 1/2in. overall. Shaft 1/4in. dia. Open type, ball bearings. Brand new, 37/6 (des. 2/-).

**LOW VOLTAGE FANS (G.E.C.),** 6/12 v. D.C. Suitable for cars, caravans, boats, etc. Overall length 6 1/2in., fan 5 1/2in. dia. Brand new, 22/6 (des. 2/-).

**EXTRACTOR FANS.** Very well made new units much below normal price, 200/250 v. A.C. (induction motor—no interference). With mounting frame and back grille, ready for easy mount. 5in. impeller (12,000 c. ft./hr.), £5/5/-, with 10in. impeller (15,000 c. ft./hr.), £5/12/6 (des. either 2/6).

**SYNCHRONOUS TIME SWITCHES** (all 200/250 v. 50 c.). Brand new Sangamo 200/250 v. 50 c. (synchronous) in compact plastic housing 4in. dia. by 3 1/2in. deep, providing up to three on-off operations per 24 hours, with day-omitting device (use optional), capacity 20 amps., £5/5/6 (des. 2/-). Also Smith's "Relyon," 200/250 v. 50 c. (synchronous). Controlling two circuits, each with two on-off operations per 24 hours, each 20-amps. capacity, in die-casting housing 6 1/2in. by 4 1/2in. by 3in., £8/15/6 (des. 2/6).

**SYNCHRONOUS ELECTRIC CLOCK MOVEMENTS,** 200/250 v. 50 c. with spindles for hours, minutes and seconds hands. In plastic dust cover 3 1/2in. dia., 2in. deep, with fix. ready for use, 27/6 (des. 1/-). Set of three hands, in good style, for 5 7/16in. dia., 2/-.

**ADJUSTABLE COUNTERPOISE LAMPS** (Terry). Extended arm length 2 1/2in. with two joints and spring counterpoise, to hold at any angle. Wired and fitted BBC holder and fitting shade. A few at 35/- (des. 2/6).

**HIGH DUTY AIR BLOWERS** (A.C. & E.). Powered with B.T.H. 0.4 h.p. Induction Motor, 220/240 v. 50 c. 1 pb. Diameter of blower cowling 16in. overall, depth 17in. Round inlet 6 1/2in. dia. rectangular outlet 5in. by 4in. Duty approx. 1,000 c. ft. per min. Brand new, £15 (des. England 10/-).

**RADIAL STUD SWITCHES,** with 20-stud taps, make before break, 5in. square by 1in. deep, with laminated switch arm, new, 9/6 (des. 1/-).

**PAINTON STUD-TAP POTENTIOMETERS,** 50,000 ohms in 15 stud-taps, with locator, in standard screened housing 2 1/2in. dia. by 3in. The finest precision potentiometer, 10/6 (des. 9d.).

**CROYDON F.M.P. MOTORS,** 220/230 v. A.C., capacitor induction. Ball-bearing, suitable for vertical or horizontal use for stirrers, fans, etc. Body 5in. dia. by 6in., shaft 1 1/2in. proj., 49/6 (des. 2/-).


**M. R. SUPPLIES, Ltd., 68, New Oxford St., London, W.C.1**

Telephone: MUSEUM 2958

## NOT JUST ANOTHER HIGH FIDELITY AMPLIFIER

The STANLEY Model HF125 is a scientifically designed instrument which will provide perfection of sound reproduction. Read the Brief Specification:—

Frequency response 10-20,000 c/s within less than 1db. Total harmonic distortion 0.2% at 400 c/s., 0.1% at 5,000 c/s. Hum and noise —74 db. Power output 12 watts, bass and treble controls providing 10 db. lift and cut. Input Impedance 1M ohm. Power supply 110/250v. 40/100 c/s. A.C. Provision for connection of tuner unit.



Our technical department is at your service. Send for details of this brilliant instrument to-day.

LIST 18 GNS. PRICE

**STANLEY SOUND & VISION PRODUCTS LTD.**

Stanley Works, The Green, Pirbright, Surrey.

Phone: Pirbright 1426

# ADCOLA

PRODUCTS LIMITED  
(Regd. Trade Mark)

SOLDERING INSTRUMENTS  
& ALLIED EQUIPMENT



**ILLUSTRATED**  
DETACHABLE  
 $\frac{3}{16}$ " BIT MODEL  
LIST No. 64

**Protective  
Shield**  
List No. 68

CATALOGUES HEAD OFFICE SALES & SERVICE


**ADCOLA PRODUCTS LTD.,**  
GAUDEN ROAD,  
CLAPHAM HIGH ST.,  
LONDON, S.W.4

TELEPHONES:  
MACaulay 4272

# MULTITONE

*SPECIALIZE*

in equipment for the DEAF  
and for PHYSIOTHERAPY



Actual Size of the A.V.C. Instrument (Covers removed).

## AUTOMATIC VOLUME COMPRESSION

now available in the sub-miniature 4-stage

### Transistor "MINUET" Hearing Aid

Multitone were the first to introduce A.V.C. in Hearing Aids in 1936. It has proved essential for:—

1. Cases of deafness with recruitment (Non-linear deafness).
2. The Quality-Conscious deaf who are unable to tolerate overload distortion.

With the Minuet, two degrees of compression can be selected by the user. In addition the instrument is adjusted during fitting to take variations in individual optimum volume requirements.

Weights only 1½ ounces complete with battery

*Inquiries should be addressed to*

**MULTITONE ELECTRIC CO. LTD.**  
223-227 St. John Street, London, E.C.1.

PIONEERS IN SOUND AMPLIFICATION

# Famous Microphones

by **Ronette**

These are the "Big Three" among Ronette microphones. Professional models of the cell-unit type, having a very wide and smooth frequency response. Especially suited for use in recording- and broadcasting studios. Beautifully finished. Examples of experienced workmanship and audiocraft.

S 742 (left) double cell type. R 572 (centre) double cell type, also available with built-in line transformer. R 474 (right) is our four cell type, the finest crystal microphone ever made.

*Detailed information gladly supplied upon request.*

*Sole distributors for Gt. Britain:*

**TRIANON ELECTRIC Ltd. LONDON NW10**

95, Cobbold Rd., Willesden


Telephone Willesden 2116



FAMOUS MICROPHONES

# WEIR

Instruments manufactured in Moving Coil and rectifier types to B.S. 89-1954.



## SMALL PANEL INSTRUMENTS



2in., 2½in. and 3½in. enclosed in cases of black moulded insulating material and provided with scales printed in black on matt white enamelled metal dials.

Available as Ammeters, Voltmeters, Milliammeters and Microammeters.

MANUFACTURED BY

**THE WEIR ELECTRICAL INSTRUMENT CO. LTD.**

BRADFORD-ON-AVON

WILTSHIRE

TELEPHONE 2378



## DC-DC CONVERTERS

for changing low voltage DC to a higher voltage DC—providing anode supply to amplifiers, radio transmitters, etc. Prices from £7.6.0.

## DC-AC CONVERTERS

for use with

**ELECTRIC GRAMOPHONES · RADIOS  
RADIOGRAMS · AUTOCHANGE  
RADIOGRAMS · TELEVISION  
TAPE RECORDERS · TV from  
Country House Lighting Plants (price according to instrument).**

Prices: From £8. 16. 0—for small motors—or from £11. 16. 6—for radio-grams (including 3-speed types).

Inputs: 6, 12, 24, 32, 50, 110 or 200/250v. D.C.

Outputs: 110v. or 230v, 50 or 60 c/s. 30w. to 300w.

Units complete & ready for use.

Write for descriptive folder W.W.

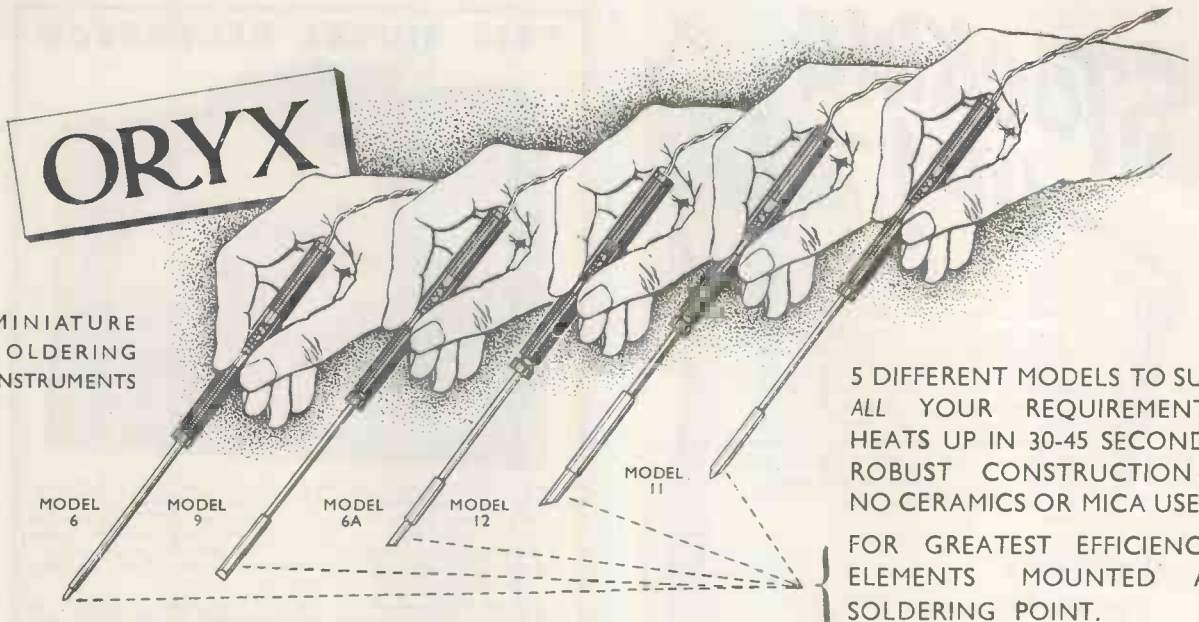
**Valradio**

Specialists in Converters since 1937

NEW CHAPEL RD., HIGH ST., FELTHAM, MIDDX. Tel: FELTHAM 4242  
Service Dept: 57 Fortress Road, London, N.W.5. GULLIVER 5165 & 7202

Overseas enquiries to nearest E.M.I. Organisation Depot.





MINIATURE  
SOLDERING  
INSTRUMENTS

5 DIFFERENT MODELS TO SUIT  
ALL YOUR REQUIREMENTS,  
HEATS UP IN 30-45 SECONDS,  
ROBUST CONSTRUCTION —  
NO CERAMICS OR MICA USED.  
FOR GREATEST EFFICIENCY,  
ELEMENTS MOUNTED AT  
SOLDERING POINT.

MANUFACTURED BY  
ORYX ELECTRICAL LABORATORIES LTD.,  
BRIGHTON

SOLE DISTRIBUTORS

**ANTEX** 3 TOWER HILL  
LONDON, E.C.3  
Phone: ROYal 4439

SELLING BRISKLY IN MORE THAN 16 FOREIGN  
COUNTRIES—WHERE, SUPERIOR QUALITY IS ALSO  
APPRECIATED

Model	Con- sumption	Voltage	Bit Diameter	Weight	Length	Price	Spare Bits
12	12 watts	6, 12, 24 or 50	3/16" (4.8 mm)	0.5 oz.	6 1/2"	25/-	2/-
11*	10 watts	6 only	5/32" (4 mm)	0.5 oz.	6"	35/-	7/6
9	8.3 watts	6, 12 & 24	5/32" (4 mm)	0.25 oz.	6"	25/-	1/8
6A	6 watts	6 only	3/32" (2.4 mm)	0.25 oz.	6"	25/-	1/8
6	6 watts	6 only	1/16" (1.6 mm)	0.25 oz.	6"	25/-	fixed bit

\* Model 11—Special High Temperature Model.

## Another DALY Electronic Achievement

CAPACITORS IN REDUCED SIZES WITH  
FULL VALUES AND WORKING VOLTAGES

SEND NOW for new leaflets with up-to-date information on  
this new range of capacitors.

DALY has succeeded in maintaining full capacity values and  
working voltages in more compact designs specially  
suited to ultra-modern equipment.

PHOTO-FLASH EQUIPMENT · DEAF AIDS · PRIVATE TELEPHONE  
INSTALLATIONS · AMPLIFIERS · D.C. POWER UNITS · SPOT  
WELDING EQUIPMENT · TEST-GEAR · MAGNETISATION EQUIPMENT

Behind DALY capacitors lies 20 years of making only  
electrolytics, highly specialized experience which engineers  
throughout the world are finding invaluable, and which is  
readily available to you.

# DALY

## ELECTROLYTIC CAPACITORS

CONDENSER SPECIALISTS FOR OVER 20 YEARS

DALY (CONDENSERS) LTD., WEST LODGE WORKS, THE GREEN, EALING, LONDON, W.5. Phone: EALING 3127-8-9 Cables: DALYCON. LONDON

**ELECTRONICS & COMMUNICATIONS**

For use in connection with  
**ELECTRONIC APPARATUS**  
and  
**TELECOMMUNICATIONS**

**ELECTROLYTIC CAPACITORS**

**MOTOR START**

CONDENSER SPECIALISTS FOR OVER 20 YEARS  
WEST LODGE WORKS, THE GREEN, EALING, LONDON, W.5, ENGLAND  
Telephone: EALING 3127-8-9

# STOCKING UP!

We're continually stocking up. That's why we can always offer such a wide selection of the best Hi-Fi equipment to our customers. And although we have (as you can see from the list below) very good supplies, they won't last long, so we are stocking up again for the New Year. The list shows a few selected items from the equipment which we had on the premises at the time of going to press. Naturally, the position changes from day to day.

## AMPLIFIERS

Goodsell Williamson "C" core.  
Pye P.F.91.

## F.M. UNITS

Goodsell FMT/401.

## MOTORS AND PICKUPS

Collaro 2010.  
Garrard 301.  
Connoisseur Mk. II.

## SPEAKER UNITS

Wharfedale corner assembly.  
Wharfedale 3-speaker assembly.  
Wharfedale Golden 10in. corner assembly.  
Pye Cantata unit.  
Pye Concerto unit.  
Tannoy Autograph.  
Tannoy Dual Concentric Reflex.

*Best wishes to all our customers, and our suppliers for a Happy Christmas and a Prosperous New Year.*


# CLASSIC

**ELECTRICAL COMPANY LIMITED**  
THE HI-FI SPECIALISTS

352-364 Lower Addiscombe Road, Croydon,  
Surrey.

Telephone: ADDiscombe 6061

## SG50 SIGNAL GENERATOR



Covers 100 kc/s to 80 Mc/s in six bands on fundamentals (not on harmonics), either modulated or C.W. Uses 6C4, EF91 and SenTerCel rectifier with double wound mains transformer. Directly calibrated scale covers over 60in. and pointer is driven by an epicyclic drive. In olive green metal case size 9 x 13 x 4in. deep with green Perspex engraved front panel. We claim this to be the best bargain available at only £8/10/-, plus 6/- carr./packing.

CR50 BRIDGE measures 1 ohm to 10 megohms and 10 pFd. to 100 mFd. in fourteen ranges. Mains operated, uses 6SH7, 6U5 and DRM1. In black crackle case with sloping panel, size 5½ x 8 x 5½in. ONLY £7/10/-, plus 4/6 carr./packing.

Please send stamped, addressed envelope for illustrated leaflets. H.P. terms are available.


Callers only—Charles Britain (Radio) Ltd., 11 Upper Saint Martin's Lane, W.C.2.

All post and H.P. orders to:

## GRAYSHAW INSTRUMENTS

Park Stable Yard, Leyton Road, Harpenden, Herts.

# Superior SPRINGS, WIREWORK & METAL PRESS WORK



*The HEATH SPRING & NOTION CO. LTD*  
HEADLESS CROSS, REDDITCH, ENG.  
Telephone REDDITCH 861-862

# SPECTONE brings



# STEREOPHONIC

## SOUND REPRODUCTION

## into the Home!

This new reproducing instrument was received with tremendous enthusiasm at the Radio Show as an outstanding achievement in musical reproduction. Using the new E.M.I. "Stereosonic" Tape Recordings with their double track on which is recorded the complete field of sound over the full frequency range, it can truly be said that here we have the greatest advance yet made in the faithful reproduction of music. Demonstrations can be arranged in our own theatre or through your high-fidelity dealer.

Write for complete specification of this amazing instrument and literature on the Spectone Magnetic Reproducer and the Spectone 510 Mullard Amplifier.

# SPECTO LTD. Vale Rd Windsor

# WEYRAD

A COMBINED AM/FM RECEIVER ENABLES YOU TO ENJOY THE HIGH QUALITY OF B.B.C. TRANSMISSIONS ON V.H.F. WHILE RETAINING FACILITIES FOR THE RECEPTION OF MEDIUM AND LONG-WAVE BROADCASTS.



### COMBINED AM/FM COIL PACK—TYPE B.60.

Completely assembled with four-position switch, valve holders, screens and all associated components. Designed for use with valves types 6AM6 (R.F. amplifier on FM only) and 6BE6 (frequency changer AM and FM).

Dimensions—width 3½ in., length 4½ in. (plus switch spindle). Overall Depth 4½ in.

PRICE 71/9 plus 23/4 P.T.

### TUNING CONDENSER

The B.60 is designed for use with a special 2-gang condenser having separate sections mounted on a common rotor shaft. The low capacity sections are selected by the switch for FM tuning.

PRICE 22/-.

### TUNING SCALE TYPE TS60.

Printed on glass in 3 colours. Calibrated with station names on L.W. and M.W. Frequency calibration only on FM band. Size 9 in. x 4½ in. Pointer travel 7 in. horizontally.

### COMBINED AM/FM I.F. TRANSFORMERS AND RATIO DETECTORS.

I.F. type P21/1, price 12/6. R.D. type P21/2, price 14/2.

THESE COMPONENTS CAN BE ALIGNED WITH VERY SIMPLE TEST EQUIPMENT, CIRCUIT DIAGRAMS AND ALIGNMENT INSTRUCTIONS SUPPLIED.

## WEYMOUTH RADIO MFG. CO., LTD., CRESCENT STREET, WEYMOUTH, DORSET

# GRUBB PARSONS A.C. STABILISER

## NEW & IMPROVED MODEL



<b>Stability</b>	<b>PERFORMANCE DATA</b> ± 0.05% for input voltage changes of at least ± 10% at all loads and for normal frequency variations.
<b>Regulation</b>	Within ± 0.1% for changes from no load to full load.
<b>Waveform</b>	Total introduced harmonic content within 3% (Mainly 3rd and 5th) under average conditions.
<b>Reactive Loads</b>	Above performance maintained for loads of P.F. from 0.8 to unity, lagging or leading.
<b>Input Volts</b>	(Nominal) 210, 220, 230, 240 and 250, switch selected.

- ★ Even greater constancy of output voltage than with earlier model.
- ★ Increased output—up to 1 amp.
- ★ Safety device incorporated to avoid any dangerous rise in output voltage in event of failure of any part of the unit.
- ★ Optional provision of voltmeter and ammeter to measure input and output voltages and output current.
- ★ Stabiliser can be adapted at small cost to stabilise the radiation emission from light sources such as filament lamps and Nernst filaments.

**SIR HOWARD GRUBB, PARSONS & COMPANY LTD.**  
**WALKER GATE, NEWCASTLE UPON TYNE 6**  
 SUBSIDIARY OF C. A. PARSONS & COMPANY LIMITED

### A New AMBASSADOR VISCOUNT Radiogramophone


Ambassador Viscount Radiogramophones are in world-wide demand. Powerful long-range nine-valve receiver with push-pull output. Eight wave-bands, six with electrical bandspreading. 3-speed auto changer. Twin speakers. A.C. mains only.



Write for full information:

**AMBASSADOR RADIO & TELEVISION LTD.**  
**PRINCESS WORKS, BRIGHOUSE, YORKSHIRE, ENGLAND**

## Valradio



13 CHANNEL

## TUNERS

NOW AVAILABLE TO THE  
**HOME T.V. CONSTRUCTOR**

Suitable for home constructed receivers—including "The Wireless World", "Magnavision", "Teleking", "Premier", etc. Complete with fitting instructions **£6**

Bracket for fixing tuner to cabinet 2/6

Call for a demonstration of our **HI-FI EQUIPMENT** and **LARGE SCREEN T.V.** or send for leaflets and details of **DECCA, G.E.C., PAM, LEAK, and VALRADIO** equipment.

SERVICING BY FACTORY TRAINED ENGINEERS

## SUPER-VISION LIMITED

136, High Street, Teddington,  
 Middlesex. Tel: Kingston 4393.



(Made in Holland)

**TYPE G.M. 4530** is recommended where high sensitivity is required (max. gain 10,000 X) for general laboratory use.

**Frequency Range** 0 - 200 Kcs ( $-3dB$ ) for sinusoidal voltages. 0 - 50 Kcs for pulse voltages

**Attenuators** 1:1 to 300: 1 in 6 steps, symmetrical

**Gain** Max 10,000 X

**Input Resistance** Constant 1M  $\Omega$

**Input Capacity** Max 50 pf min 20 pf.

**Input Voltage** 100 volt p.t.p. max.

**Output Voltage** 350 volt p.t.p. max.

**Output Impedance** 1 - 3  $\Omega$

**Internal Calibrating Voltage** 10 mV to 10 V in 7 steps.

2

## New D.C. Amplifiers of High Stability



(Made in Holland)

**TYPE G.M. 4531** has been designed to operate with moving coil pen recorders e.g. Kelvin & Hughes.

**Frequency Range** 0 - 50 Kcs ( $-3dB$ )

**Gain** Max 200 X continuously variable

**Input** 0.5 M $\Omega$  and 45 pf.

**Output** Max 100 volt

**Output Impedance** 50 - 200  $\Omega$  (dependent on load conditions)

**Built in Shift Voltage**  $\pm$  250 volts.

Full technical data on request to the Instrument Department of



**PHILIPS ELECTRICAL LTD**  
INDUSTRIAL PRODUCTS DIVISION

CENTURY HOUSE · SHAFTESBURY AVENUE · LONDON · WC1  
PMIOI43

Cellular Polythene



## INSULATED TELEVISION DOWNLEAD CABLES

To meet the exacting demands being made on the efficiency of aerial systems, the Glover range of Cellular Polythene insulated downleads have been designed to utilise the superior electrical properties of this new form of polythene.

Details of three designs are given as being most representative of modern practice.

The two Cables G.R.1., G.R.2. are intended for use in the service area and one G.R.3. for use in fringe areas and in situations where interference is high.

### CO-AXIAL TELEVISION DOWNLEADS

Reference No.	CELLULAR POLYTHENE.				
	G. R. 1. S	G. R. 1. F.	G. R. 2. S.	G. R. 2. F.	G. R. 3.
Characteristic Impedance ohms.	75	75	75	75	75
Service Area	LOCAL	LOCAL	LOCAL	LOCAL	FRINGE
Attenuation dB/100 ft. at 50 Mc/s.	3 · 0	3 · 4	2 · 3	2 · 6	1 · 5
" " 200 Mc/s.					3 · 3
Copper Conductor	1/022"	7/0076"	1/029"	7/010"	1/044"
Diam in inches:-					
Over Polythene.	0·093	0·093	0·128	0·128	0·200
" Wire Braid.	0·117	0·117	0·152	0·152	0·230
" P.V.C. Sheath.	0·157	0·157	0·202	0·202	0·290

**W. T. GLOVER & CO. LTD.**

MEMBERS OF THE C.M.A.

TRAFFORD PARK MANCHESTER 17

TRAFFORD PARK 2141





TRANSISTOR MANUFACTURE

... in the matter of electronics

ELECTRICAL REVIEW is complementary to *Wireless World* in the rapidly expanding field of electronics, providing a comprehensive survey of the progress and needs of each branch of industry.

This weekly journal has for over 80 years been Britain's recognised authority on every aspect of the generation, distribution and utilisation of electricity.

In addition, ELECTRICAL REVIEW provides that frequent analysis of technical developments and news from all spheres of industry which is so essential to every progressive electrical engineer. Add ELECTRICAL REVIEW to your regular reading, available from all newsagents or direct from the publishers.

Published Fridays 1s. 6d.

Annual subscription Home and Overseas £410s. 0d.  
U.S.A. and Canada \$14.00.

## ELECTRICAL REVIEW

BRITAIN'S ELECTRICAL JOURNAL — FRIDAY 1s. 6d.

DORSET HOUSE, STAMFORD STREET, LONDON, S.E. 1

### F.M., HI-FI, etc.

OUR NEW FULLY ILLUSTRATED CATALOGUE WILL PROVE OF GREAT INTEREST . . . 6d. Post Free

RADIO, ACOUSTICAL and ELECTRONIC

6d.



INSTRUMENTS  
&  
COMPONENTS

**BERRY'S**  
ESTD 1888

25 HIGH HOLBORN  
LONDON, W.C.1  
(Telephone: Gower Street 6233)

The Home for  
Quality Radio & Electronic Products

COMPLETE RANGE OF  
"Q-MAX" SHEET METAL PUNCHES  
FROM  $\frac{5}{8}$ " TO  $2\frac{1}{2}$ " AND 1" SQUARE  
AVAILABLE FROM STOCK



### METERS

LARGE AND VARIED STOCKS AVAILABLE FOR IMMEDIATE DELIVERY

EXAMPLES OF TYPES AVAILABLE IN  $2\frac{1}{2}$ in. FLUSH PATTERN MOVING COIL INSTRUMENTS (as illustrated)

AMPERES D.C. 0-1, 2, 3, 5, 10, 15, 20, 25, 30, 50.

MILLIAMPS. 0-1, 1-0-1, 0-5, 10, 15, 20, 25, 30, 50, 100, 250, 500.

MICROAMPS. 0-25, 0-50, 100, 200, 250, 400, 500, 750, 50-0-50, 100-0-100, 250-0-250, 500-0-500.

AMPS. R.F. 0-1, 3, 5, 10, 15, 25, 30.

VOLTS D.C. 0-1, 5, 10, 15, 25, 50, 100, 250, 500, 750, 1,000, 1,500, 2,500.

VOLTS A.C. 0-5, 10, 15, 25, 50, 100, 250, 500, 750, 1,000.

We can supply meters with NON-STANDARD CURRENT and VOLTAGE RANGES to any specification. DELIVERY 7-14 days. MOVING IRON, THERMO & ELECTROSTATIC INSTRUMENTS. 2in. SQUARE FLUSH. 3in. ROUND FLUSH and INDUSTRIAL INSTRUMENTS ALSO AVAILABLE FOR PROMPT DELIVERY.

#### SPECIAL OFFER OF GALVANOMETERS

See September and October issues of "W.W." for full details.

### ANDERS ELECTRONICS LTD.


91, HAMPSTEAD ROAD, LONDON, N.W.1.

Telephoner EUSton 1639

Suppliers to Govt. Depts., B.B.C., Tech. Colleges.  
Leading Manufacturers & Research Laboratories

**“What we need for *this* job is  
a lightweight DC Scope  
—but who makes them?”**

**“Furzehill, of course — they’re  
the only people who do!”**



**TYPES**

- 0 130 zero to 10 kc/s - - - - 18 lb.
  - 0 110 zero to 50 kc/s - - - - 35 lb.
  - and of course*
  - 0 120 3 c/s to 25 kc/s - - - - 18 lb.
  - 0 100 zero to 4 Mc/s with time and  
voltage calibration.
- No one else offers these lightweight scopes*

*For detailed specifications write to Dept. WW.2*

*Furzehill Laboratories Ltd.*

*Clarendon Road, Watford, Herts. Telephone: Gadebrook 4686*

**RADIO  
EXPORT**

**TUBES  
ONLY**



*1,200 types  
of Receiving and  
Transmitting Radio  
Tubes available ex stock.*

**HALL ELECTRIC LTD**  
*Haltron House, 49-55 Lisson Grove,  
London, N.W.1.*

*Tel.: Ambassador 1041 (5 lines) Cables: Hallettric, London*

**BK**

PARTNERS

invite you to consult them  
for all your  
*high quality audio equipment*  
requirements..

Our recommendations will include:

★ We also have pleasure in introducing  
**a new range**  
of *Traditional and Contemporary*  
*Equipment Consoles . . .*

Send for details of these, and our range  
of Specialised Loudspeaker enclosures.

- ACOUSTICAL
- CHAPMAN
- DYNATRON
- GOODMANS
- LEAK
- R.C.A.
- TANNOY
- ARMSTRONG
- COLLARO
- GARRARD
- GOODSSELL
- ORTOFON
- ROGERS
- WHARFEDALE

H.P. TERMS AVAILABLE

★ Come and hear it for yourself at **B.K. PARTNERS LTD.**

Demonstrations daily 10.30 a.m.—5.30 p.m.  
Saturday 10.30 a.m.—12.30 p.m.

229 REGENT ST. LONDON W.1. (ENTRANCE HANOVER ST.)


Phone: REG 7363

**RELAYS**


P.O. TYPES  
TO YOUR  
SPECIFICATION

**3000 TYPES**

Standard or special  
COILS and CONTACTS  
up to 80,000Ω and up to  
8 c.o's. 600 and HIGH-  
SPEED TYPES also  
Supplied.



**PROMPT  
DELIVERY**




**LARGE  
STOCKS  
OF  
KEYSWITCHES**

**THE KEYSWITCH CO.**

ALL POST OFFICE EQUIPMENT

Enquiries to Sales Manager  
126 KENSAL ROAD, LONDON, W.10

Telephone: LAD. 0666, 4640



**VHF/FM  
BROADCAST  
RECEIVER  
TYPE CB4**

Constructed to VHF standards throughout. Covers the band 2 with RF, Mixer, 2-iF, and ratio detector stages. Provision is made for single or push pull output, or added Short Waveband. Although "hand built" in small quantities, an attractive price is maintained.

Model "A," FM tuner. A popular and small unit, with good sensitivity. These are in use from Bognor to Ely, and little changed since first described by Amos and Johnstone in the "Wireless World." New "hammer" finish front plate and tuning scale carries a magic eye; this and power unit are optional.

Our new Linear Amplifier is condensed to only 12 x 5in. plan with symmetrical front layout. Linear Hi-Fidelity Amplifier £14 10 0.

CB4 FM/MW feeder unit, mains driven.....	£21 0 0
CB4/2, with push pull output .....	£26 0 0
"A" basic tuner .....	£11 17 6
"A" tuning scale, magic eye .....	£2 0 0
"A" power unit .....	£3 0 0

Welcome to MARLBOROUGH YARD, N 19, evening  
demonstrations also arranged.

**BEL SOUND PRODUCTS CO.**

ARC: 5078



**Change  
today  
to —**



**£1 RETAIL**  
FULL TRADE  
DISCOUNTS

*The only  
tape giving*

*a perfect performance at low price*

**SALFORD ELECTRICAL INSTRUMENTS LTD.**

**PEEL WORKS • SILK STREET • SALFORD 3 • LANCS**  
**LONDON OFFICE : MAGNET HOUSE • KINGSWAY • WC2 • Tel: Temple Bar 4669**

A Subsidiary of THE GENERAL ELECTRIC COMPANY LTD. OF ENGLAND

**NEW** STANDARD INSTRUMENT CASES

News item: the Imhof Standard Range of metal instrument cases has been considerably expanded through the addition of yet more "Standard" cases, racks, consoles and handles. Obviously, that means a wider, more comprehensive range to select from. Each item is different: each has been designed (in the full sense of the word): each is soundly constructed: and every housing is available in a number of finishes, either Standard or special!

**NEW** "OFF-THE-SHELF" DELIVERIES

News item: complementing the increased range of "Standards" are the new deliveries now in force:—

3 DAYS for Cases, Chassis and Handles.  
7 DAYS for Racks and Consoles.

These new deliveries apply to existing "Standard" cases: the same deliveries will soon be announced for the new and more recent additions to the Range.


So there it is. If you are a user of instrument cases write (or 'phone) to the address below for further details: or, of course, come along to our new showrooms on the Third Floor of Imhof House—and see for yourself!

for worthwhile cases, racks, consoles and handles

**IMHOFS**


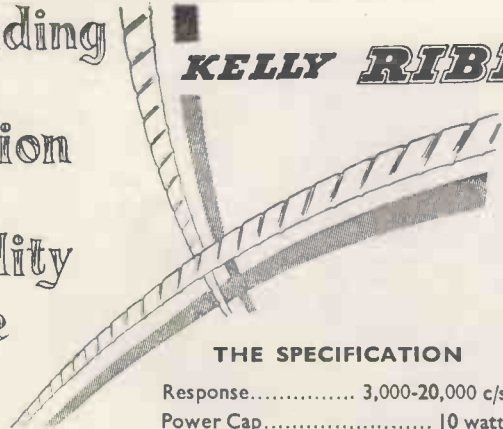
Dept. P10, ALFRED IMHOF LTD.,  
112-116 New Oxford St., London, W.C.1.

Telephone: Museum 7878.



an outstanding  
new  
contribution  
to  
high-fidelity  
technique

**KELLY RIBBON H. F. REPRODUCER**



**THE SPECIFICATION**

- Response..... 3,000-20,000 c/s.
- Power Cap..... 10 watts
- Impedance ..... 15 ohms
- Flux ..... 10,000 Gauss
- Dynamic Mass ..... 0.008gms
- Force mass ratio  $4 \times 10^7$  dynes/gm.
- Horn loaded ..... 1,000 c/s Cut-off
- Dimensions .....  $8\frac{1}{2} \times 5\frac{1}{2} \times 4\frac{1}{2}$  in.
- Weight..... 8 lb.

Consider these characteristics  
—appreciate the significant  
part they can play in your  
“Hi-Fi” set-up. Observe the  
advanced design, that is the  
work of a leading acoustics  
authority . . . and note the price!  
Reasons enough why you should  
send for full technical data.

LIST PRICE **12 GNS**

*The* **KELLY RIBBON** H. F. REPRODUCER

Manufactured by Kelly Acoustics Ltd.  
EXCLUSIVE WORLD-WIDE DISTRIBUTION BY  
**THERMIONIC PRODUCTS LIMITED** · HYTHE · SOUTHAMPTON · HANTS. Phone: Hythe 3265  
GD4

**Transformers**  
**Transformers**  
**Transformers**

**QUALITY-RELIABILITY**

For the Mullard Amplifier.  
For the Osram 912 Amplifier.  
For the Williamson Amplifier.  
C.R. Tube Isolation Transformers.  
Instrument Transformers,  
and all popular types.

FROM

**Ellison Transformers**  
**LIMITED**

62, BRIDGE ST. NORTHAMPTON  
AND ALL LEADING COMPONENT DEALERS

**The Manning-Carr P.53C**  
**MINIATURE**  
**POLARISED RELAY**

Now in dust-proof heavy gauge  
anodised aluminium can and  
with miniature 5 or 9-pin base  
for plugging in.  
(Original version still available.)

**BOTH TYPES FITTED WITH  
PLATINUM POINTS IF SPECIFIED**



Actual  
Size

**Data**—A Sensitivity of 25 milli-watts  
and capable of handling mains voltage on  
the contacts with alternating currents up  
to 0.25 amps. Being polarised it has  
the advantage that the Armature contact  
can be biased to lock in either direction by  
suitable adjustment of the contact screws  
which provides a useful facility where  
pulse operation is required. Speed of  
operation is high and the Relay will  
follow frequencies appreciably higher  
than 50 c.p.s. Resistance up to 7,000 ohms  
which is acceptable for Anode circuits.  
Alternatives to specification if required  
Sole Concessionaires.

**POST OFFICE  
TYPES**

**3,000 & 600 RELAYS  
TO SPECIFICATION**

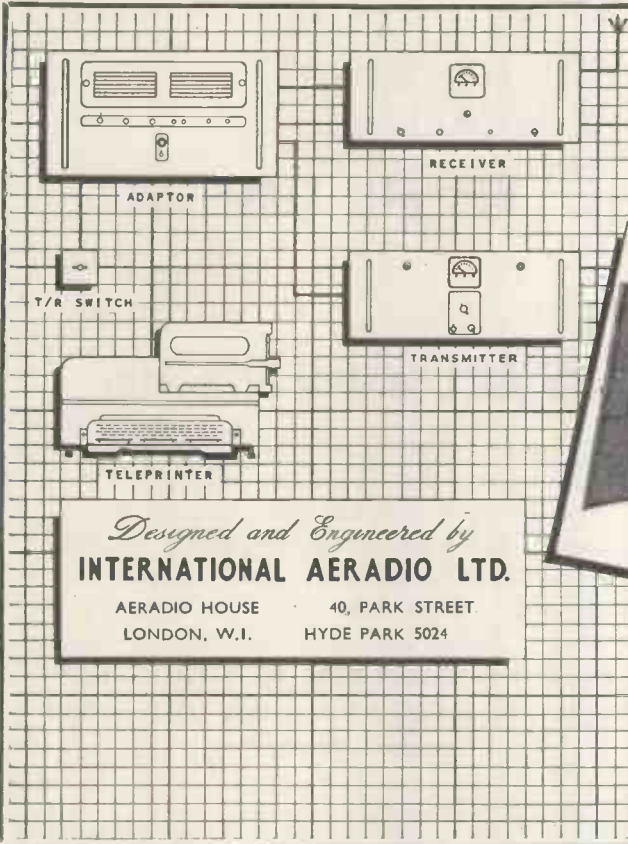
Tropicalising, Impregnating  
and Services Jungle finish if  
required. Delivery 3-4 weeks.

Manufacturers to H.M. Govt. Depts. and leading Contractors

**L. E. SIMMONDS LTD.**

5 BYRON ROAD, HARROW, MIDD.

Telephone: Harrow 2524 - 0315



## THE I-A-L SHORT RANGE RADIO TELEPRINTER TERMINAL



*Designed and Engineered by*  
**INTERNATIONAL AERADIO LTD.**

AERADIO HOUSE      40, PARK STREET.  
 LONDON, W.1.      HYDE PARK 5024

The International Aeradio VHF short range radio teleprinter terminal is designed to combine the highest engineering standard with low initial cost. This equipment is especially valuable where landline facilities are unreliable or not available, as may happen between a town and its airport.

# WEBB'S *new credit plan* with **NO INTEREST CHARGES**

To customers with a banking account we offer a **SIX MONTHS'** credit plan WITH **NO INTEREST CHARGES** and no documents other than your order describing apparatus and **BANKERS' ORDER FOR MONTHLY PAYMENTS**. Calculation of payments is simple: **DEPOSIT WITH ORDER ONE FIFTH OF CASH PRICE; DIVIDE BALANCE BY SIX TO ARRIVE AT MONTHLY PAYMENTS.**

*(Customers desiring 12 or 18 months' terms can be accommodated under our usual Extended Payment Scheme)*

Here are a few examples:-

**ACOUSTICAL "QUAD II" Amplifier and Pre-amplifier, cash price £42.**

6 months' Terms: Deposit £8/8/- and 6 payments of £5/12/- (Or on Extended Terms: Deposit £14 and 12 payments of £2/11/4 or 18 of £1/15/10.)

**R.C.A. HIGH FIDELITY Amplifier and Pre-amplifier, cash price £48.**

6 months' Terms: Deposit £9/12/- and 6 payments of £8/8/- (Or on Extended Terms: Deposit £16 and 12 payments of £2/18/8 or 18 of £2/0/11.)

**EDDYSTONE "820" FM/AM Unit, cash price £38.**

6 months' Terms: Deposit £7/12/- and 6 payments of £5/1/4 (Or on Extended Terms: Deposit £12/13/4 and 12 payments of £2/6/5 or 18 of £1/12/4.)

**ROGERS "RD JUNIOR" Amplifier and Pre-amplifier, cash price £26.**

6 months' Terms: Deposit £5/4/- and 6 payments of £3/9/4 (Or on Extended Terms: Deposit £8/13/4 and 12 payments of £1/11/10 or 18 of £1/2/2.)

**FERROGRAPH TAPE RECORDER, cash price £79/16/-.**

6 months' Terms: Deposit £15/19/6 and 6 payments of £10/12/9 (Or on Extended Terms: Deposit £26/12/- and 12 payments of £4/17/7 or 18 of £3/8/-.)

**EDDYSTONE Communications Receiver Model "680X," cash price £106.**

6 months' Terms: Deposit £21/4/- and 6 payments of £14/2/8 (Or on Extended Terms: Deposit £35/6/8 and 12 payments of £6/9/7 or 18 of £4/10/3.)

Any combination or collection of apparatus, value £15 or more, can be combined under either our "6 months no interest" or "extended payment" schemes.



**14 SOHO STREET, OXFORD STREET, LONDON, W.1**  
 Tel: GERrard 2089. Shop Hours: 9 a.m.—5.30 p.m. Sats. 9 a.m.—1 p.m.



# BASF

## MAGNETIC RECORDING

# TAPE

### GIVES ALL for that little extra...

1,000 metre for professional use  
 1,200 ft. on plastic spool  
 600 ft. on plastic spool  
 300 ft. on plastic spool  
 150 ft. miniature tape for postal recordings  
 Special tapes for GRUNDIG TK.9, TK.819 and STENOLETTE and The New Thin Long Playing Tape on the same spool, giving 50% more tape.

... because it possesses *ALL* the qualities essential to a product that is outstanding in its field. This PVC based recording tape is naturally a little more expensive than some other makes . . . but the initial cost is more than offset by its performance and extra-long life.

**F. A. HUGHES & CO. LTD**

DEVONSHIRE HOUSE · PICCADILLY · LONDON · W1

Telephone: Mayfair 8867

# BASF

*Trade only supplied*

ALWAYS "FIT"



**CASTORS**

THE WORLD'S BEST

## CONTRACTING TUBE ADAPTOR

For  $\frac{7}{8}$ ", 1",  $1\frac{1}{8}$ ",  $1\frac{1}{4}$ " tubes, Quickgrip Adaptors are fitted by hand as no tools are required. 2",  $2\frac{1}{2}$ ", 3", and 4" wheels may be used.

Ask for Brochure and pages 8, 25, 57.

Numerous other types of head fittings available

Engineers, Patentees and Sole Manufacturers

**AUTOSET (PRODUCTION) LTD.**

DEPT. "H," 75-81 STOUR STREET, BIRMINGHAM, 18

EDG. 1143 (3 lines).

Estd. over 35 years.

Please mention "Wireless World"

AT16

# STL



*Hermetically  
sealed  
transformers  
for  
tropical  
conditions*

## STL TRANSFORMERS

incorporate sound design and are manufactured to the highest standards called for in the electronic and communication fields. Consult us for your next transformer requirements.

**STEWART TRANSFORMERS Ltd.**

75 KILBURN LANE, LONDON, W.10 · LADbroke 2296/7

## FOR ACCURATE FREQUENCY CONTROL



### CRYSTAL OVEN TYPE E.5101

- ★ For 10X, 10XJ and B Style crystals
- ★ 11 watt heater—6.3 v. A.C. or D.C.
- ★ Temperature differential 1.5°C.
- ★ Thermostat range -1°C. to +104°C.
- ★ Nominal setting 45°C.
- ★ Price £7/10/-.

### CRYSTAL DRIVE UNIT TYPE E.5102

A crystal controlled drive unit for transmitters requiring a frequency stability of better than  $\pm 0.003\%$ .

- ★ Uses temperature controlled oven E.5101
- ★ Built-in power supply
- ★ 250 mW. output
- ★ 2-6 Mc/s fundamental frequency range



PLEASE SEND FOR INFORMATION ABOUT OUR PRODUCTS OF  
SPECIAL INTEREST TO THE COMMUNICATIONS ENGINEER

**Labgear (Cambridge) Limited** WILLOW PLACE,  
CAMBRIDGE, ENG.

Telephone: 2494 (2 lines)

Telegrams: "Labgear, Cambridge"

-towards perfection-

Who else but **LOWTHER**

would be **DISSATISFIED** with:—

- Ultra linear or M.L.F. amplifier circuits?
- Simple horn; bass chamber or crossover speaker systems.
- F.M. reception *without* full dynamic range, A.F.C. etc.
- 'Front-end':—minus wide range and independent controls.
- Hum!

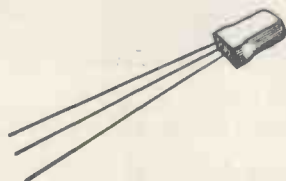
*Lowther's new range of products maintain their usual unimpeachable standard as well as answering all these points.*

**THE LOWTHER MANUFACTURING COMPANY,**

LOWTHER HOUSE, ST. MARKS RD., BROMLEY, KENT, ENGLAND.

Tel.: RAVensbourne 5225

# Britain's SMALLEST Hearing Aid TRANSISTOR



## XFT2

Incorporating a germanium  
junction element  
manufactured and supplied by



Encapsulated in a seamless metal can, its  
dimensions are only—4.75×3.1×7.5 mm.

**HIVAC**  
THE SCIENTIFIC  
VALVE

**Hivac Ltd.**

Telephone: Ruislip 3366  
STONEFIELD WAY, VICTORIA ROAD, RUISLIP, MIDDLESEX

# ERO-ID

WORLD FAMOUS  
ELECTROLYTIC CONDENSERS

We can supply the  
complete range of:  
Subminiature  
Minilyt Mico and  
Panclimatic Con-  
densers.

Your enquiries are  
invited.


Technical speci-  
fication and cata-  
logues on demand.



(Sole Agents for Great Britain)

**TRIANON**  
**ELECTRIC LTD.**  
95, COBBOLD ROAD  
WILLESDEN, LONDON, N.W.10  
TELEPHONE: WILLESDEN 2116

## A Complete range of BAND 3 CONVERTORS



is now available,  
either with or without  
power supplies. Care-  
ful design and layout,  
together with efficient  
filter circuits ensure  
high attenuation of  
Band 1 and freedom  
from break-through.  
All our units are fitted  
with pre-set Band 3  
contrast controls and  
manual aerial trim-  
mer.

less power supply £5 . 15 . 0  
with power supply £7 . 10 . 0

PRICES :

Plus post and packing 2/6d.

SEND FOR FULL DETAILS.

**HOMELAB INSTRUMENTS LTD.,**

615/617, HIGH ROAD, LEYTON, LONDON, E.10  
Phone: LEYtonstone 5651

If you are keen on **REAL** fidelity . . . .

## why not convert to tape ?

It may not have occurred to you before that tape recorders have a place in the fidelity equipment bracket. Just what sort of a place depends upon the tape recorder you have in mind . . .

Call in at any Simon Stockist (contact us or our Northern Depôt if in doubt). Ask to hear our new demonstration tape played on the Simon SP/2 or SP/3. You'll hear what we mean by real fidelity. . . .



## TAPE RECORDERS.

Left: Simon SP/2, attractive Rexine covered cabinet, 75 gns.

Right: Simon SP/3, walnut veneer cabinet, 79 gns.



**Simon is Sound recording**

**SIMON SOUND SERVICE LTD.**  
46/50 George Street, London, W.1. Telephone: WELbeck 2371 (5 lines).

Northern Depôt:

**J. D. MORRISON & CO. LTD.**  
Wakefield House, 11/13 New Wakefield St., Manchester 1. Tel: CENTRAL 2959.

## Dependable and Tested components for lasting efficiency!



**STAND-OFF INSULATORS.** Working voltage 1,500/5,000. Very high insulating resistance. Ceramic non-tracking, Silicone treated to repel moisture (ideal for tropics). Tag or spill end. We have a full range to cover most needs.

**S.L.8 SPIN WHEEL DRIVE.** A precision slide rule drive complete with 3 band glass scale. The spin wheel drive gives perfect control through ratio 24:1. Fitted with constant velocity coupling, eliminating strain on condenser and providing mechanical and electrical isolation from vibration and noise.

**M.E. GANG CONDENSER.** Available as 1, 2 or 3 gang, 490 pF. nominal capacity, matched and standardised to close limits. Cadmium plated steel frame. Aluminium Vanes. Low loss non-hygroscopic insulation. Length excluding spindle: 1 gang—1 1/4 in. to 3 gang—3 1/2 in.  
Price 1 gang, 9/3. 2 gang, 14/-. 3 gang, 18/3

Write for full details of the complete range of precision-built components for Radio and Television industry.

**JACKSON BROS.**  
(LONDON LTD)

KINGSWAY · WADDON · SURREY Telephone: GROydon 2754/5

Telegrams: WALFILCO · SOUPHONE · LONDON



## ONE OF A COMPREHENSIVE RANGE OF VERDIK PRODUCTS

THE

# VERDIK

## 2 SPEED TAPE RECORDER

Employs the current Lane Tape Unit and latest amplifier techniques and is suitable for playing pre-recorded tapes at their best.

Verdik Sales Ltd., are manufacturers of high-grade magnetic recorders, amplifiers and associated equipment.

## VERDIK SALES Ltd.

8 Rupert Court, Wardour St.,  
London, W.1 Phone: Gerrard 8266



PRICE:

**45 GNS.**

## VARIACS for S-M-O-O-T-H Voltage Control




The "VARIAC"† is the original, continuously adjustable auto-transformer... the ideal control for varying the a-c voltage applied to any electrical, electronic, radar or communications equipment. Voltages from Zero to 17% above line are obtained by a 320-degree rotation of the shaft, which is equipped with a direct-reading dial, calibrated accurately. "VARIAC" offers many real advantages over any other type of a-c control: compared with the losses of resistive controls they save their initial cost within about one year. They are available in various sizes from 170 VA up to 25 Kilowatts. 3-gang assemblies are also available for 3-phase working. Prices vary from £7.10.0. upwards.

Write for our Catalogue—Technical Manual V-549, which gives all possible information, to:

**CLAUDE LYONS LTD.**

Head Office and Works, 76 Oldhall Street, Liverpool 3, Lancs.  
Southern Factory: Valley Works, Ware Road, Hoddesdon, Herts.  
† Registered Trade Mark.



## FREQUENCY METERS

2½-8" up to 10,000 cycles

## DIFFERENTIAL A.C. CURRENT METERS

COMPARING THE MAGNITUDE OF TWO CURRENTS.

A full range of switchboard and portable instruments, including four types of Millirange Meters.

**THE ELECTRICAL INSTRUMENT CO. (HILLINGTON), LTD.**

Poswell Square Industrial Estate, Hillington,  
Glasgow, S.W.2. Halfway 1166 and 2194





## Better Quality TRANSFORMERS for exacting duties

Low first cost

Robust construction

Excellent workmanship

Rigidly tested

Absolute reliability

A Woden Transformer will fulfil the most exacting specification, combining high precision and utmost reliability in service.

Both research and production are centred on the manufacture of first-class equipment at the lowest possible cost consistent with quality materials and workmanship.

**WODEN TRANSFORMER CO. LTD**

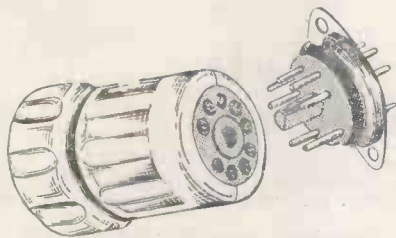
BILSTON • STAFFS Tel: BILSTON 41959

# McMurdo

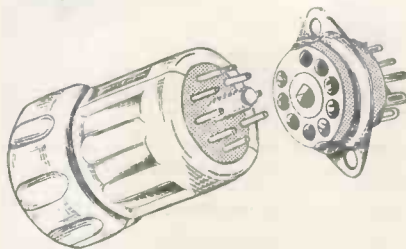
## B9A TYPE PLUGS AND SOCKETS

A range of miniature 9-way plugs and sockets based on the B9A (Noval) valveholder.

Current rating—3 amps. per contact.  
Voltage rating—500 volts between contacts.



**STYLE 1** Plug for use with standard B9A valveholder. Moulded in woodflour or nylon loaded PF. With or without cover and cable clamp.



**STYLE 2** Plug and socket for connector use. Locating spigot on plug engaging hole in socket assists blind insertion. Moulded in nylon loaded PF with or without cover and cable clamp or with saddle for chassis mounting.

Full details on request

**THE McMURDO INSTRUMENT CO. LTD., ASHTEAD, SURREY. Telephone: ASHTEAD 3401**

# DEPENDABLE PRESENTS

## THEIR NEW T.V. CONVERTER

NO ALTERATIONS TO CIRCUIT REQUIRED

**SIMPLY CONNECTS TO AERIAL**

Demonstrations Daily

RETAILS AT 9 Gns.

CHECK THESE FEATURES

BEAUTIFULLY

FINISHED Medium Oak CABINET

200/250 A.C. Tunable Over Band III  
Aerial Imp. 80 ohms.  
Output 45 Mc/s. Freq. Tunable.

VALVES—1-U78, 1-B309, 2-Z77. Unit guaranteed 6 months. Valves 90 days.

**AMERICAN 807 VALVES**

Brand new. Individually boxed.  
Price 6/- each. P.P. 6d. Special price for quantities.



Size 10 x 8 x 5.

TRADE ENQUIRIES INVITED

### DEPENDABLE RADIO SUPPLIES

12<sup>A</sup> TOTTENHAM ST., LONDON, W.1. LANgham 7391/2

OPEN 9.30-5.30 Mon. to Fri Sat. 9.30 to 1 p.m.

TERMS—CASH WITH ORDER OR C.O.D. DEPENDABLE—ALWAYS DEPENDABLE.

### ROTARY TRANSFORMERS

H.T.31

Input 11.5 v.  
Output 250 v. at 125 mA.



H.T.32

Input 11.5 v.  
Output 490 v. at 65 mA.

H.T.31, 55/-, Post 2/- H.T.32, 30/-, Postage 2/-.



### HEAVY DUTY SLIDING RESISTORS

250 watts to carry 25 amps. Resistance 0.4 ohms. Suitable for charging board, etc. Size 9 x 4 x 6in. high. Brand new. Price 12/6. Post 2/-.

### DYNAMOTOR

ROTARY TRANSFORMER



D.C. Input  
27 Volts or 12 v.  
1.75 Amps.

D.C. Output  
285 Volts  
.075 Amps.

Price 37/6 ea. P.P. 2/-.


### Now available

with our Equipments

The

## Ortofon

Moving Coil Pickup



- Separate heads for L.P. and 78 r.p.m. records.
- The Ortofon arm with ball-bearing mounting and special quick-locking ring.
- Suitable matching transformer for use with our pre-amplifiers.  
Type 384 with triple mu-metal screen for hum rejection and a copper screen against stray R.F.

Demonstrations: London area:

Messrs. B-K Partners Ltd.,  
The Classic Electrical Co. Ltd.

DETAILS of this and the new GOODSSELL GOLDEN RANGE of Amplifiers sent upon request.

GOODSELL LIMITED, 40, Gardner St., Brighton, 1

Telephone: 26735

## TAPE PRE-AMPLIFIER



.. for those who want the best ..

Used with the WEARITE 2B DECK, our Tape Pre-amplifier 4/WRB/2b is capable of giving recorded quality to the highest professional standards; yet at moderate cost.

- ★ Completely separate recording and replay chains with direct/replay monitor comparison switching.
- ★ Correct pre- and post-equalization to C.C.I.R. standards.
- ★ Peak-programme signal metering.
- ★ Positive metering of bias and erase voltages
- ★ Designed mainly for WEARITE 2B Tape Deck—uses all the facilities provided on this deck.

Price 55 gns.

For full details, write or telephone:

ARIEL SOUND LTD.,

57, LANCASTER MEWS, LONDON, W.2.

Telephone: PADDINGTON 5092



We will gladly send you our catalogue and full information on request

VITAVOX LIMITED, Westmoreland Road, London, N. W. 9. Telephone: COLindale 8671

# Connoisseur VARIABLE 3-SPEED GRAMOPHONE MOTOR



**NEW SUPER LIGHTWEIGHT PICKUP MARK II giving an extended frequency range on L.P. disc.**

Head only (Standard or Microgroove) £7 + P.T. £2 9s. 10d Total £9 9s. 10d.  
Pickup with one head £9 3s. 0d. + P.T. £3 5s. 2d. Total £12 8s. 2d.

We present an entirely new three-speed unit operating at 33½, 45 and 78 r.p.m. The full 12in. turntable is lath-turned and manufactured of non-ferrous material. The main spindle is precision ground and lapped to mirror finish and runs in phosphor bronze bearings. The synchronous motor is dynamically balanced and resiliently mounted, making it virtually vibrationless, with low noise level and low hum induction.

The speed change is arranged mechanically and gives a 2% variation on all speeds, the synchronous motor running at constant speed at all settings. No braking action is employed to obtain speed change.

It is suitable for playing standard transcription and micro-groove recordings. Input voltages 200/250 v. A.C. 50 cycles or, as specified to order for 200/250 v. A.C. 60 cycles, or 110 v. A.C. 50 or 60 cycles. Mounted on ¼in. die-cast board 15½in. x 13½in. with 3½in. clearance distance below motorboard. Speed selector turret is fitted at left rear of motorboard. On-off switch at left front also releases pressure on the rubber drive assembly. All motorboards are drilled to take Connoisseur Standard and Super Lightweight Pickups unless otherwise ordered. When used with these pickups mounted in position, 3½in. clearance above motorboard is recommended.

Price: £20 + P.T. £7 2s. 6d. Total £27 2s. 6d.

**A. R. SUGDEN & CO. (Engineers) LTD.**  
**WELL GREEN LANE : BRIGHOUSE : YORKSHIRE**  
Phone : Halifax 69169. Grams : Connoisseur, Brighouse

OVERSEAS AGENTS: S. Africa: W. L. Proctor (Pty.) Ltd., 63 Strand Street, Cape Town. Australia: J. H. Magrath & Co. (Pty.) Ltd., 208 Little Lonsdale Street, Melbourne. Canada: The Astral Electric Co. Ltd., 44 Danforth Road, Toronto 13, Ontario. New Zealand: Turnbull & Sons Ltd., Head Office, 12/14 Courtenay Place, Wellington. Hong Kong: The Radio People Ltd., 31 Nathan Road, Hong Kong. Malaya: (Main Distributors) Eastland Trading Co., 1 Prince Street, Singapore. U.S.A.: (Main Distributors) Danby Radio Corporation, 19 South 21st Street, Philadelphia, Pa. Audio Supply Laboratories, Nickels Arcade Buildings, Ann Arbor, Michigan.

**PREMIER RADIO COMPANY**

B..H. MORRIS & CO. (RADIO) LTD. EST. 40 YRS.

(Dept. W.W.) 207 EDGWARE RD., LONDON, W.2 Tel.: AMBassador 4033 & PADdington 3271

**THE NEW PREMIER TELEVISOR  
13 CHANNEL DESIGN**

SUITABLE FOR USE WITH ANY POPULAR WIDE ANGLE TUBE

**BAND 3 (COMMERCIAL)  
For the Home Constructor**


**DESIGN 1.** Includes a Multi-Channel Tuner (Channels 1-13) continuously variable 40—100 Mc/s and 170-225 Mc/s. The Tuner is supplied wired and tested and is complete with valves, all connecting leads and fixing brackets.

THIS DESIGN MAY BE BUILT FOR **£34/9/7** (plus cost of C.R.T.). Packing and carriage extra.

**DESIGN 2.** Channels 1-5, tunable from 40-68 Mc/s. THIS DESIGN MAY BE BUILT FOR **£30** (plus cost of C.R.T.). Packing and carriage extra.

- ★ Constructors who have built Design 2 (5 Channels) may convert their receivers to Design 1 for £6, this price includes Multi-Channel Tuner, New Vision Input Coil and full instructions.
- ★ All coils supplied for these two Superhet Receivers are PRE-TUNED ASSURING ACCURATE ALIGNMENT and EXCELLENT BANDWIDTH.
- ★ Duomag permanent magnet focusing with simple picture centring adjustment.
- ★ Exceptionally good picture "hold" and Interlace. Noise suppression on both Sound and Vision.


THE COMPLETE TELEVISOR IS SAFE TO HANDLE, BEING COMPLETELY ISOLATED FROM THE MAINS BY A DOUBLE WOUND MAINS TRANSFORMER. ALL PRESET CONTROLS CAN BE ADJUSTED FROM THE FRONT, MAKING SETTING UP VERY SIMPLE



The Televisor may be constructed in 5 easy stages: (1) Vision, (2) Time Base, (3) Sound, (4) Power Pack, (5) Final Assembly. Each stage is fully covered in the Instruction Book, which includes layout, circuit diagrams and point-to-point wiring instructions.

The Instruction Book also includes full details for converting existing Premier Magnetic Televisors for use with modern wide angle tubes. All components are individually priced.

Instruction book 3/6, Post Free. Includes details of both designs.



**CONSOLE CABINETS**

For 14", 16" and 17" Televisors

A handsome Walnut Cabinet that will be a fitting housing for a first-class Televisor.

Folding doors are fitted to cover the Cathode Ray Tube when not in use. A flap is provided which gives access to the preset controls on the front edge of the Chassis. A baffle board suitable for a 10in. Loudspeaker and all the necessary Tube and Chassis bearers are included. The overall dimensions of the Cabinets are the same: Height 38½in. Width 19in. Depth Top 19in. Depth Bottom 21in.

**TUBE ESCUTCHEONS**

17in. White Moulded .....	21/- (pkg. & post 1/6)
17in. Bronze Moulded, complete with Protective Glass .....	48/- (pkg. & post 2/6)
14in. Black Moulded .....	7/6 (pkg. & post 1/-)
Dark Screen Filter suitable for 14in. Tube .....	21/- (pkg. & post 1/6)
Dark Screen Filter suitable for 16in. and 17in. Tubes .....	25/- (pkg. & post 1/6)
Polystyrene Mask for E.E.T.901 .....	45/4 (pkg. & post 1/6)
Rubber Ring (anti-Corona) for E.E.T.901 .....	6/8
Polystyrene Shroud for E.E.T.901 .....	6/2

PRICE **£13-10-0** PLUS 21/- PKG. & CAR. H.P. TERMS: DEPOSIT £4.10.0 & 10 MONTHLY PAYMENTS OF £1.0.0

TERMS OF BUSINESS: Cash with order or C.O.D. over £1. Please add 1/- for Post Orders under 10/-, 1/6 under 40/-, unless otherwise stated


# PREMIER RADIO COMPANY

## WILLIAMSON AMPLIFIER KIT 15 gns.

**H.P. Terms:**  
Deposit £3.18.9 & 12 monthly payments of £1.1.8

This Kit is absolutely complete and all components are guaranteed exactly to author's specification.

Complete, wired and tested £20 or on H.P. Terms.  
Deposit £5 and 12 monthly payments of £1/7/6.  
Pkg. & Post 10/-  
Williamson output transformer  
3.6 ohms secondaries £4/10/-  
Williamson chokes 12H, 150 mA. Fully shrouded, 19/6.  
30H, 20 mA. Fully shrouded 11/6.



## PRE-AMPLIFIER AND TONE CONTROL UNIT



Suitable for use with the "Williamson" or any other Quality Amplifier. Two switched inputs with pre-set volume controls. Tone control, bass boost and cut, treble boost and cut. Output volume control, fitted into Steel box 10 1/2 in. x 3 in. x 3 in., silver hammer finished complete with black Perspex panel engraved in silver. Power requirements LT 6.3 volts, 9 arap. HT 250 volts 5 mA. Kindly state HT voltage available, if over 250 volts, to enable the correct dropping Resistor to be fitted in the Pre-amplifier. Completely wired, tested and supplied with Valves for £5/5/-, postage and packing 2/6.

## PREMIER MAINS TRANSFORMERS

All primaries are tapped for 200-230-250 v. mains 40-10 cycles. All primaries are screened.

SP175B, 175-0-175, 50 mA., 4 v. @ 1 a., 4 v. @ 3-3 a.	15/-
SP350A, 350-0-350, 100 mA., 5 v. @ 2-3 a., 6.3 v. @ 2-3 a.	21/-
SP351A, 350-0-350, 100 mA., 4 v. @ 2-3 a., 4 v. @ 3-3 a., 4 v. @ 1-2 a., 4 v. @ 1-2 a.	30/-
SP352, 350-0-350, 150 mA., 5 v. @ 2-3 a., 6.3 v. @ 2-3 a., 6.3 v. @ 2.3 a.	30/-
SP425A, 425-0-425, 200 mA., 6.3 v. @ 2-3 a., 6.3 v. @ 3-5 a., 5 v. @ 2-5 a.	52/6
250-0-250, 80 mA., 6.3 v. @ 4 a., 5 v. @ 2 a.	19/6
350-0-350, 80 mA., 6.3 v. @ 4 a., 5 v. @ 2 a.	19/6
200-230-250 output 3 v., 30 v., @ 2 a.	17/6

E.H.T., primary 230 v., secondary 1.75 Kv., 2 x 4 v. tapped 2 v. 37/6  
E.H.T. TRANSFORMER, primary 210 v., 230 v., 250 v., secondary 4 Kv. and 2 v. £3/7/6  
E.H.T. TRANSFORMER, primary 210 v., 230 v., 250 v., secondary 5 Kv. and 2 v. £3/12/-

## Build these NEW PREMIER DESIGNS

### 3-BAND SUPERHET RECEIVER



MAY BE BUILT FOR **£7.19.6** Plus 2/6 Pkg. & Carr.

Latest type Superhet Circuit using 4 valves and metal rectifiers for operation on 200/250 volts A.C. mains. Waveband coverage — short 16-50 metres, medium 180-550 metres, and long 900-2,000 metres. Valve line-up 6K8 freq. changer, 6K7, IF, 6Q7, Detector AVC and first AF, 6V6 output. The attractive cabinet to house the Receiver size 12in. long, 6 1/2 in. high, 5 1/2 in. deep can be supplied in either WALNUT or IVORY BAKELITE or WOOD. Instruction Book, 1/- post free, which includes assembly and wiring diagrams, also a detailed stock list of priced components.

### TRF RECEIVER



MAY BE BUILT FOR **£5.15.0** Plus 2/6 Pkg. & Carr.

The circuit is the latest type TRF using 3 valves and Metal Rectifiers for operation on 200/250 A.C. mains. Waveband coverage is 180-550 metres on medium wave and 800-2,000 metres on long wave. The dial is illuminated and the Valve line-up is 6K7 H.F. Pentode, 6J7 Detector and 6V6—Output. The attractive Cabinets to house the Receiver size 12in. long, 6 1/2 in. high, 5 1/2 in. deep, can be supplied in either WALNUT or IVORY BAKELITE or WOOD. INSTRUCTION BOOK 1/- (post free) which includes Assembly and wiring diagrams, also a detailed Stock List of priced components.

### ALL-DRY BATTERY PORTABLE RADIO RECEIVER



MAY BE BUILT FOR **£7.8.0** Plus 2/6 Pkg. and Carr.

4 miniature Valves in a Superhet Circuit covering medium and long waves. Rexine covered Cabinets 11 1/2 in. x 10in. x 5 1/2 in. in two contrasting colours. Wine with Grey Panel, or Blue with Grey Panel, please state choice when ordering. THE SET MAY BE USED EVERYWHERE—home, office, car or holidays. INSTRUCTION BOOK 1/6 (Post Free) which includes Assembly and wiring diagrams, also a detailed Stock List of priced components.

## COMMUNICATION RECEIVER PCR2

Ex-Govt. Manufactured by Pye Ltd.

Valve line-up RF-EF39 (ARP34), FC-X61, 2x1F's-EF39 (ARP34), DET., A.V.C., 1st



A.F.-EBC33 (AR2), Output-6v6. 3 Wave bands 13-50, 190-570 and 900-2,000 metres. In black case with crackle front, illuminated calibrated dial, fly wheel tuning and aerial trimmer, size 17 1/2 in. x 10in. x 8in. Output sockets for low impedance speakers. Supplied complete with all valves and built-in A.C. power supply. Brand new and ready for use.

CASH £12/12/- Or on H.P. Terms, Dep. £4/4/- and 8 monthly payments of £1/3/6. (Plus Pkg. & Post 10/6.)

### LOUDSPEAKERS

- |  |          |
|--|----------|
| ELAC ELLIPTICAL 7in. x 4in.  | 21/10    |
| PLESSEY 12"  | 37/6     |
| ELAC—3 1/2 in. dia. Moving Coil, 15 ohms imp.  | 15/-     |
| ELAC—8in. dia. Moving Coil 3 ohms imp.   | 19/6     |
| FLESSEY—8in. dia. Mains Energised, 3 ohms imp. (800 ohms field) with Pentode Transformer | 12/6     |
| FLESSEY—8in. dia. Mains Energised, 3 ohms imp. (600 ohms field)                          | 10/6     |
| FLESSEY—10in. dia. Moving Coil, 3 ohms imp.  | 23/6     |
| GOODMANS—12in. dia. Moving Coil, 15 ohms. Plus 5/- packing and carriage.                 | £8/12/6  |
| VITAVOX—K12/20 12in. dia. Moving Coil 15 ohms. imp.                                      | £11/11/- |
- Plus 5/- packing and carriage.

## 3-SPEED AUTOMATIC RECORD CHANGER

Made by World-famous manufacturer. The Unit designed to play 12in., 10in. and 7in. Records intermixed in any order at 33 1/3, 45 or 78 r.p.m. Capacity 10 records. New reversible dual stylus crystal Pick-up has extended frequency range. For use on 100/125-200/250 volts 50 cycles. A.C. mains. LIMITED QUANTITY ONLY. Plus packing and carriage 5/-. BRAND NEW, guaranteed and in manufacturers' original carton.



**£9.19.6**

LIST PRICE £16/10/-

## BARGAIN OFFER

DARK SCREEN FILTER IN TRIPLEX GLASS 18" x 14" SUITABLE FOR ALL TUBES UP TO 17" 10/-. PLUS PACKING & POSTAGE 1/6d. LATEST TYPE RUBBER ESCUTCHEON SUITABLE FOR 17" RECTANGULAR TUBES AT A SPECIAL PRICE OF 10/-. PLUS PACKING & POST 1/6d.

### LATEST TYPE 3-SPEED SINGLE PLAYER



By famous manufacturer with crystal turnover head, for use on 100-250 v. 50 cycle A.C. mains. £8/19/6. Plus pkg. & carr. 5/-.

## ACCUMULATORS

2 volt 10 amp. (by famous maker) ..... 4/11  
2 volt 16 amp. .... 5/11

## BATTERY CHARGERS

200-250 v. A.C. Will charge 2 v., 6 v. and 12 v. Car Battery at 1 amp. Housed in strong metal casing. Finished in Green hammered enamel. Size 6in. long, 3 1/2 in. wide, 3 1/2 in. high. Guaranteed 12 mths. The above unit is manufactured by PREMIER and does not contain Ex-Govt. components. Plus 2/6 P. and P. **35/6**



## B.S.R. MONARCH 3-SPEED AUTO-CHANGER

Unit designed to play 12in., 10in. and 7in. Records intermixed in any order at 33 1/3, 45 or 78 r.p.m. Capacity 10 records. New reversible dual stylus crystal Pick-up has extended frequency range. For use on 100/125-200/250 volts 50 cycles. A.C. mains. LIMITED QUANTITY ONLY. Plus packing and carriage 5/-. BRAND NEW, guaranteed and in manufacturers' original carton.




**£7.19.6**

LIST PRICE £16/10/-

Germanium Crystal Diodes. G.E.C. wire ended, 2/6 24/- doz.

# PREMIER RADIO COMPANY

## 4-WATT AMPLIFIER



MAY BE BUILT FOR **£4.10.0** Plus 2/6 Pkg & Carr.

Valve line-up 6SL7, 6V6 and 6X5, FOR A.C. MAINS 200/250 VOLTS. Output Transformer suitable for either 3 ohm or 15 ohm Speakers. Negative feed-back is applied from the secondary of the output Transformer over the whole Amplifier to the input stage giving an excellent frequency response. Due to the high gain and wide range tone controls any type of pick-up may be used. Overall size 9 x 7 x 5in. Price of Amplifier complete, tested and ready for use, £5/5/-, plus 3/6 pkg. and carr.

Steel case finished black crackle with engraved panel, 21/- extra.

INSTRUCTION BOOK, 1/- (Post Free) which includes Assembly and wiring diagram, also a detailed Stock List of priced components.

### ALUMINIUM CHASSIS 18 s.w.g.

Substantially made from Bright Aluminium with four sides:

7 x 5 1/2 x 2in. ....	4/-	10 x 9 x 3in. ....	7/-
7 x 3 1/2 x 2in. ....	3/9	12 x 10 x 3in. ....	7/9
9 1/2 x 4 1/2 x 2in. ....	4/3	14 x 10 x 3in. ....	7/11
10 x 8 x 2 1/2 in. ....	5/6	16 x 10 x 3in. ....	8/3
12 x 9 x 2 1/2 in. ....	7/-	16 x 8 x 2 1/2 in. ....	8/-
14 x 9 x 2 1/2 in. ....	7/8		

### ALUMINIUM PANELS 18 s.w.g.

7 x 6in. ....	1/3	7 x 4in. ....	1/-
9 1/2 x 6in. ....	1/8	9 1/2 x 4in. ....	1/5
10 x 9in. ....	2/2	10 x 7in. ....	1/11
12 x 9in. ....	2/8	12 x 7in. ....	2/5
14 x 9in. ....	3/2	14 x 7in. ....	2/11
16 x 9in. ....	3/8	16 x 7in. ....	3/5
20 x 9in. ....	4/8	20 x 7in. ....	4/5
22 x 9in. ....	5/2	22 x 7in. ....	4/11

**ILLUSTRATED LIST AVAILABLE GIVING FULL DETAILS OF BUREAU TYPE CABINETS**

**A RANGE OF BAND 3 AND F.M. AERIALS IS NOW AVAILABLE**

Air spaced co-axial wire, 1/9 per yard.

Teletron Ferrite Rod Aerials. Medium Wave 8/9. Medium/Long Wave 12/9.

## 1155 RECEIVER UNIT

GRADE 2 Slightly coiled complete with 10 valves. Frequency range 18.5 Mc/s. 75 Kc/s. in 5 wave-bands. £7/19/6 Plus 10/6 packing and carriage.



### POWER SUPPLY UNIT WITH OUTPUT STAGE FOR ABOVE



Jones plugs for connecting the Power Pack to the Receiver are included. The 6V6 output stage complete with Output Transformer and 6in. speaker is built into the unit. Price £5/5/- plus 5/- packing and carriage.

**PUSH-PULL OUTPUT TRANSFORMERS.** 2 x 6V6 into 2/3 ohms, 5/6, post free.

**T.1164. BRAND NEW COMPLETE WITH VALVES.** £2/19/6, post and carriage 7/6.

**METER RECTIFIERS.** Miniature type with leads 1-5 mA., 6/9 post paid.

### MAKE YOUR OWN ROD AERIAL

Ferrite rod, 6in. x 1/2 in., complete with descriptive constructional details. These aerial rods are suitable for medium and long wave reception. Price 6/-, plus pkg. and post. 6d.

# V.H.F.

## FREQUENCY MODULATION



**AN F.M. TUNING UNIT COMPLETE IN EVERY DETAIL INCLUDING ITS OWN POWER SUPPLY**

**FOR £13.15.0 CASH OR**

H.P. TERMS DEPOSIT £4/11/8 AND 10 MONTHLY PAYMENTS OF 20/4 PLUS POSTAGE AND PACKING 5/-

5 valve permeability tuned covering 85-103 mc/s. Geared drive with illuminated and calibrated dial. Two position switch for GRAM and FM (Tuner switched off in GRAM position) A.C. mains 200/250 volts. Dial size 11 1/2 in. x 3 in. tested and ready for use.

**HOME CONSTRUCTORS.** All the individual components to build the T.S.L. Tuner which is identical to the above TUNER (except an output control is provided in place of the switch) may be purchased for £10/10/- plus pkg. and post 2/6.

V.H.F. Tuning Unit type UT340 permeability tuned, coverage 86-103 mc/s. Price 59/5 (including tax). Valve ECC85 extra, as used in above receivers.

I.F. type U.F.378 inter-stage, 10.7 me/s., Q-110. Coupling factor unity, price 7/-.


Ratio Filter type URF377 Q1-75, Q2-105, price 10/6

Complete Handbook containing full details of construction and point-to-point wiring diagrams including also details of F.M. Aerials, 2/6 post free.

## TSL ELECTROSTATIC LOUDSPEAKERS



Electrostatic speakers reproduce those missing frequencies beyond 8-10 kc/s and reproduce frequencies up to 20 kc/s. By adding one or more of these units to existing domestic loud-speaker systems, the



remarkable quality of the V.H.F. transmissions and the superb brilliance of modern L.P. recordings can be faithfully reproduced. Full instructions for incorporating these speakers into existing installations is included with every speaker.

Type LSH 75 price 12/6.  
Type LSH 100 price 21/-  
Type LSH 518 price 17/6

**SEND 2 1/2d. STAMP FOR OUR 1955 CATALOGUE**

### RECTIFIERS

Type	E.H.T. Pencil	Type S.T.C.	
Type K3/25	650 v.	1 mA. ....	4/7
.. K3/40	3.2 kV.	1 mA. ....	6/-
.. K3/45	3.6 kV.	1 mA. ....	8/2
.. K3/50	4 kV.	1 mA. ....	8/8
.. K8/100	8 kV.	3 mA. ....	14/8
.. K8/160	12 kV.	1 mA. ....	21/6
.. K3/180	14.4 kV.	1 mA. ....	24/6
<b>H.T. Type S.T.C.</b>			
Type RM1	125 v.	60 mA. ....	4/-
.. RM2	125 v.	120 mA. ....	4/6
.. RM3	125 v.	125 mA. ....	5/6
.. RM4	250 v.	250 mA. ....	18/-
<b>L.T. Type Full Wave</b>			
12 v. 1 amp. ....			8/-
12 v. 2 amp. ....			10/9
12 v. 4 amp. ....			19/8

## PREMIER BAND III CONVERTER

Suitable for Premier 6in., 9in. or 12in. television. Will fit into existing cabinet. Complete with own power supply, tested and ready for use. Switch operated for either Band I or Band III programmes.

Price **£7.7.0.** plus packing & postage 3/6.

This Converter is suitable for use with any Television, Home Built or Commercial.

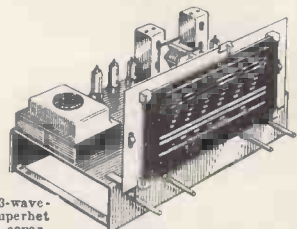
## PREMIER VARIABLE IMPEDANCE "MATCHMAKER" M.O.15 OUTPUT TRANSFORMERS

Designed to meet the demand for an efficient variable ratio Output Transformer 11 ratios from 13:1 to 80:1, all centre tapped and can be used to match any output valves either single or push-pull Class 'A', 'AB1', 'AB2' or 'B' to any low impedance speech coil or combination thereof. Primary Inductance 60 henries 15 watts audio 100 mA. Price 45/-.

### MINIATURE TUNING CONDENSERS

2-gang .0005 mfd. with trimmers, 8/9.

## RADIOGRAM CHASSIS



5 Valve 3-wave-band Superhet Receiver covering short medium and long waves. Using the latest miniature all-glass valves, overall chassis size 13 1/2 in. x 7 in. high x 6 in. deep, dial aperture 10 in. x 4 1/2 in. **BRAND NEW, READY FOR USE AND £10.5.0 GUARANTEED** Postage and packing 10/-.

Or on Hire Purchase terms, deposit £3/8/3 and 9 monthly payments of 17/5.

De luxe version of above receiver with ferrite rod aerial £12/12/-, or on H.P. terms, deposit £4/4/- and monthly payments of £1/3/6. P. & P. 10/-.

## PORTABLE TAPE RECORDER CABINETS

All Rexine covered			
Tape Deck	Amplifier	Type	Price
Lane Mk. VI	Premier	Mk. VI	£4/19/6
Truvox Mk. III	E.A.P.	T.D.1	£4/4/-
Truvox Mk. III	Premier	T.D.2	£4/4/-
Truvox Mk. III	Truvox O	T.D.3	£4/4/-

Plus Postage and Packing 5/-.

We carry a comprehensive stock of components by all leading Manufacturers.

**PREMIER RADIO COMPANY**

**THE NEW TAPE RECORDER**

*Complete in every detail*

AND READY FOR USE FOR

**£40 CASH OR**

*H.P. Terms. Deposit £10.0.0 and 12 Monthly payments of £2.15.0. Plus Packing and Carriage 2/11-.*



★ Case finished in Brown and Antique Fawn. Size 15" x 12½" x 7¼", with the very latest type continental gilt fittings. For A.C. mains 200-250 volts, 50 cycles.

- ★ Two speeds 7½ and 3¾ per sec. playing time of 1 hour and 2 hours.
- ★ Standard 7" reels 1,200ft.
- ★ Drop-in tape loading.
- ★ Positive brakes, no tape "spilling" after braking.
- ★ Fast rewind forward or reverse without removing tape.
- ★ One knob deck operation.

- ★ Amplifier may be used for gramophone or microphone purposes giving high-quality reproduction.
- ★ Superb reproduction of pre-recorded tapes.
- ★ Microphone compartment.
- ★ Complete with reel of Scotch Boy tape (1,200ft.), spare reel and Acos type 33-1 microphone.
- ★ Latest type Lane Mark 6 Tape Deck.
- ★ Detachable lid and control cover.
- ★ Control panel finished in matching colours with the tape deck.
- ★ Elliptical speaker of the latest type 7" x 4".
- ★ Magic eye recording level indicator.

*for the enthusiast . . .*

"Wireless World" publications that the radio and television enthusiast should own.



**Wireless World Diary 1956**

A week-to-an-opening diary with 80 pages of reference material. Includes a large selection of handy formulae, abacs and charts, together with a number of useful circuit diagrams. Valve base tables give connections for over 600 valves in convenient form.

Leather 6s. 0d. (Inc. P.T.)  
Rexine 4s. 2½d. (Inc. P.T.)  
Postage 2d.



**Second Thoughts on Radio Theory**

Forty-four articles reprinted from the popular "Wireless World" series, in which the author examines various aspects of elementary radio science, explains them clearly, and shows that there may be more behind them than is apparent from the usual text-book.

By Cathode Ray of "Wireless World"  
8½" x 5½" 409 pp. Illustrated.

**25s. net** By Post 25s.8d.

**Guide to Broadcasting Stations 1955/6**

Compiled by "Wireless World"

All European long- and medium-wave broadcasting stations and over 1,600 short-wave transmitters in 125 countries are listed both geographically and in order of frequency and wavelength. Includes over 300 v.h.f. stations in Europe and details of European television stations.

7¼" x 4¾" 80 pp. 2s. 6d. net. By post 2s. 8d.

Obtainable from booksellers or direct from :—



# Does "Final Test" take up too much of your time?

The necessity for "end of the line tests" is recognised on every radiogram production line. But you can save time here, as many set makers have discovered.

When you specify the Monarch Automatic Record Changer, a final gram test is unnecessary. You can depend upon the B.S.R. inspectors for this, for at the B.S.R. factories their word is final.

Harassed production engineers may like to know more of the Monarch. Literature is available upon request.



## NOTE THESE STAR POINTS

- ★ Exclusive "Magidisk" automatically selects 7in., 10in., and 12in. records, intermixed.
- ★ Plays up to 10 records at 33½, 45 or 78 r.p.m.
- ★ High compliance crystal cartridge fitted with dual sapphire styl.
- ★ "Rotacam" centralized control is simple, foolproof and trouble-free.
- ★ Independently tested Monarchs have completed equivalent of over 90 years' faultless performance.

# MONARCH

world's finest autochanger



BIRMINGHAM SOUND REPRODUCERS LTD · OLD HILL · ENGLAND



# Wireless World

RADIO, ELECTRONICS, TELEVISION

*Managing Editor:*

HUGH S. POCOCK, M.I.E.E.

*Editor:*

H. F. SMITH

DECEMBER 1955

## In This Issue

Editorial Comment .. .. .	575
Radio Navais. <i>By "Radiophare"</i> .. .. .	576
World of Wireless .. .. .	578
Transistor Power Supplies. <i>By L. H. Light</i> .. .. .	582
Colour Television Tests .. .. .	587
Living with "Hi-Fi." <i>By A. Dinsdale</i> .. .. .	589
Books Received .. .. .	591
Long Distance V.H.F. Interference. <i>By T. W. Bennington</i>	592
Nyquist's Diagram. <i>By "Cathode Ray"</i> .. .. .	597
Electronic Digital Computers—2. <i>By A. A. Robinson</i> ..	601
Letters to the Editor .. .. .	606
Dual-Band Television Aerials—2. <i>By F. R. W. Strafford</i> ..	607
Short Wave Conditions .. .. .	610
V.H.F. Measurements. <i>By W. Tusting</i> .. .. .	611
Vestigial-Sideband Television .. .. .	614
Q Measurement. <i>By S. Kannan</i> .. .. .	615
Sensitive Three-Valve T.R.F. Receiver. <i>By H. E. Styles</i> ..	616
Manufacturers' Products .. .. .	620
American Colour Television .. .. .	621
Standards of "Wow" and "Flutter" .. .. .	622
December Meetings .. .. .	623
Random Radiations. <i>By "Diallist"</i> .. .. .	624
Unbiased. <i>By "Free Grid"</i> .. .. .	626

VOLUME 61 NO. 12

PRICE: TWO SHILLINGS

FORTY-FIFTH YEAR  
OF PUBLICATION

*PUBLISHED MONTHLY* (4th Tuesday of preceding month) by ILIFFE & SONS LTD., Dorset House, Stamford Street, London, S.E.1  
 Telephone: Waterloo 3333 (60 lines). Telegrams: "Ethaworld, Sedist, London." Annual Subscription: Home and Overseas. £1 7s 0d  
 U.S.A. \$4.50. Canada \$4.00. BRANCH OFFICES: BIRMINGHAM: King Edward House, New Street, 2. Telephone: Midlan 1 7191  
 COVENTRY: 8-10 Corporation Street. Telephone: Coventry 5210. GLASGOW: 26B, Renfield Street, C.2. Telephone: Centr. 12  
 MANCHESTER: 260, Deansgate, 3. Telephone: Blackfriars 4412. OVERSEAS OFFICES: U.S.A.: 111, Broadway, New  
 York. 6, N.Y Telephone: Digby 9-1197. CANADA 74, College Street, Toronto, 2, Ontario. Telephone: Walnut 4-5631.



# VALVES, TUBES & CIRCUITS

## 36. MULLARD 3 VALVE 3 WATT AMPLIFIER CIRCUIT

This circuit has been designed for constructors wishing to make a simple amplifier having a reasonably high quality. It can be used with all types of crystal pick-up and it gives an output of 3W at a total harmonic distortion of 1.5%.

The amplifier, mentioned in Valves, Tubes and Circuits, No. 35, uses a single Mullard EL84 output pentode. To reduce distortion to a minimum, high negative feedback is required, and this itself demands a high voltage gain in the input stage. For this, the Mullard EF86 input pentode is operated under "starvation" conditions; its anode resistance of 2.2MΩ and the direct coupling between stages give a gain of 400.

Feedback of approximately 20dB is taken from the output transformer to the cathode of the EF86, but because of the high stage gain provided by the starvation technique, an input of only 100mV is required to give an output of 3W.

The bass control is included in the feedback circuit, and a maximum boost of about 15dB is available at 120c/s. The stability of the amplifier would be impaired if the treble control were included in the feedback loop. It is therefore incorporated in the input circuit, and a maximum cut of about 15dB at 10kc/s is available.

The working points of the valves are stabilised by the d.c. negative feedback provided when the screen grid feed of the EF86 is taken from the cathode circuit of the output stage.

The sensitivity of 100mV permits the use of all types of crystal pick-up and of equalising networks. For magnetic

and velocity-loaded crystal pick-ups, a preamplifier is necessary and the A-type single-valve preamplifier described in "High Quality Sound Reproduction"<sup>1</sup> is suitable, provided a 5:1 attenuator is used.

If the amplifier is used with the Mullard Band II F.M. Tuner Unit,<sup>2</sup> a 5:1 attenuator will again be required. The total current consumption will be about 90mA so that the mains transformer must have a rating of 100mA. Also, an EZ81 should replace the EZ80, in which case a limiting resistance of 200Ω is required in each anode lead. (Resistors should be added if the transformer windings do not provide this.) The voltage across C8 must not exceed 320V and, if necessary, R8 should be adjusted to ensure this. The heaters of the tuner unit require a centre-tapped supply of 6.3V, 1.6A, and this will be in addition to the supply specified for the amplifier itself. The h.t. for the tuner unit should be taken from C8 via a dropper resistor of 2.7kΩ. This resistor (minimum wattage rating of 4W) should be mounted in the amplifier and not in the tuner.

### SUMMARY OF PERFORMANCE

Output Power  
3W at 1.5% total harmonic distortion.

Frequency Response  
Flat within ±1dB (relative to the response level at 1kc/s) from 100c/s to 10kc/s.

Tone Control  
Maximum Treble Cut:  
Approx. 15dB at 10kc/s.  
Maximum Bass Boost:  
Approx. 15dB at 120c/s.

Sensitivity  
100mV for 3W output.

Hum and Noise Levels  
70dB below 3W.

<sup>1</sup> "High Quality Sound Reproduction". Price 3/6 from radio retailers.

<sup>2</sup> "Band II F.M. Tuner Unit" by L. Hampson, Wireless World, August 1955. For reprint with constructional details see "High Quality Sound Reproduction".

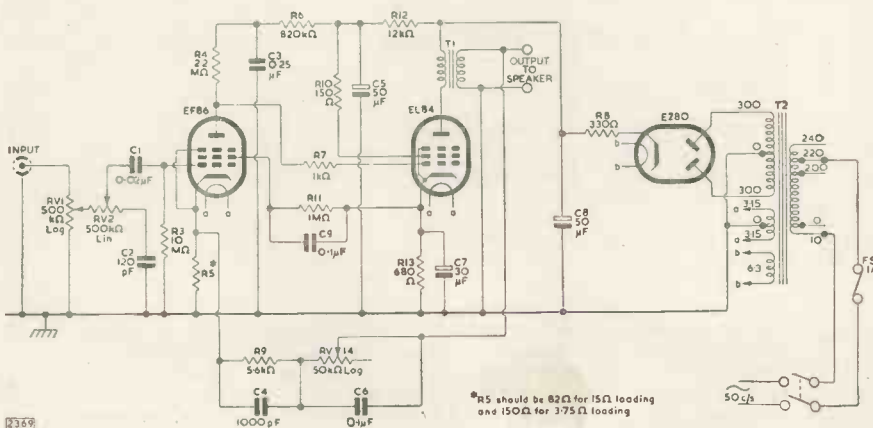
### TRANSFORMER SPECIFICATIONS

Mains Transformer T2  
Primary: 10-0-200-220-240V.  
Secondaries:  
H.T. 300-0-300V, 60mA.  
L.T. 3.15-0-3.15V, 1A (for EF86, EL84).  
0-6.3V, 1A (for EZ80).

A transformer recommended for the low loading operation of the Mullard 5-valve 10-watt amplifier is suitable for this amplifier.

Output Transformer T1  
Primary: 5000Ω.  
Secondary: 3.75Ω or 15Ω.  
The following commercial types were found to be satisfactory:

Manufacturer	Type No.
Colne	35206
Gilson	W0767
Parmeko	P2641
Partridge	SVO/1
Wynall	W.1452



A leaflet giving full constructional details of the amplifier can be obtained, free, from

MULLARD LTD., Technical Service Dept., Century House, Shaftesbury Avenue, London, W.C.2



REVOLUTIONISING THE PRESENT ...

Shaping the future ...



The immense developments of this present age are something to stir the Imagination. The satellite of our picture is not so far ahead and more momentous things will follow in its train.

Wherever research and practical experiment are called for, Brimar valves are in the forefront—maintaining their high reputation for performance and reliability.

# BRIMAR VALVES and TELETUBES



*Standard Telephones and Cables Limited*

FOOTSCRAY, SIDCUP, KENT.


Footscray 3333

# NEW- QUITE EXCEPTIONAL IN DEFINITION AND QUALITY OF REPRODUCTION

## The ~~ACOS~~ HGP 59 Series

*High Definition*

## Turnover Pick-up Cartridges



This new ACOS "High Definition" Series represents a most important advance in "turnover" pick-up cartridge design. There are two versions — the HGP 59-1 with a normal output which will give superb wide-range reproduction in the highest grade radiogram, and the HGP 59-3 which will load a single valve amplifier in a portable player. Both have all the features listed on the left.

### Salient Features

Extremely smooth response with no peaks to colour or mar reproduction.

\*

New type stylus mounting reduces all Pick-up distortion to an absolute minimum.

\*

Extremely light stylus pressure.

\*

Very compliant stylus—superb transient response, low record and sapphire wear.

\*

Sapphire styli replaced very simply without any tools whatsoever.

\*

Positive turnover mechanism with a neutral position.

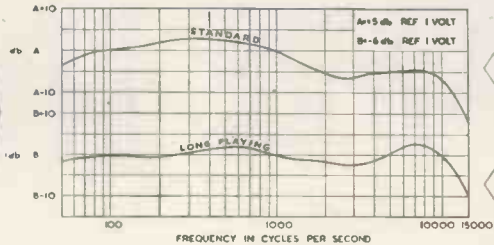
\*

Precision sapphires made by the finest precious stone lapidaries. Individually inspected under 500x magnification.

\*

Each unit very carefully checked for sensitivity and response and finally subjected to a critical listening test before being despatched from the factory.

HGP 59-1

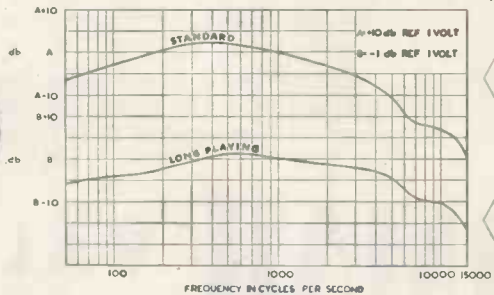


1.4 VOLTS

.4 VOLTS

*Amazing Outputs!*

HGP 59-3



3 VOLTS

1 VOLT




... always well ahead

ACOS devices are protected by patents, patent applications and registered designs in Great Britain and abroad.

COSMOCORD LIMITED · ENFIELD · MIDDX · TEL: ENField 4022

## "BELLING-LEE" NOTES



### G9AED LICHFIELD

#### FIRST REPORTS CONFIRM EXPECTATIONS

The test transmissions by "Belling-Lee" from the ITA site near Lichfield have now been received in most locations within the estimated service area as shown on the map issued by the Independent Television Authority. Reports are coming in steadily and already the area is thinly covered. There is a very noticeable concentration of reception reports from the Derby-Nottingham area, but whether this indicates a particularly good signal or just a greater number of keen viewers we are unable to say. There are quite a number of reports from beyond the secondary area, particularly to the north-west.

The service was started on time using our own emergency generator, as mains power was not available for the first week. We have been able to revert to the original time schedule, i.e., Monday to Friday 9.30 a.m.-12.30 p.m., 2 p.m.-5.30 p.m., 7.30 p.m.-8.30 p.m., Saturday 10 a.m.-1 p.m. A vocal announcement will be made at the hour and each quarter-hour when any variation to schedule will be made. **WHAT CAN WE LEARN FROM CROYDON?** It is quite impracticable to say that, because a location is say  $y$  miles from the transmitter, an aerial of a given sensitivity will be satisfactory. These Band III signals are particularly sensitive to ground contours. In built up areas, the average variation of signal can be as much as 20 db. In practice this means that one might see the full range of "Belling-Lee" aeri-als in one district comparatively close to the transmitter, with prices ranging from 10/6 to £15.

We do not advocate "room" aeri-als, but the small size of these Band III arrays does enable them to be used in the roof-space or loft. We know of many thousands of 3 and 6-element arrays so used. Incidentally a "Belling-Lee" 3-element for chimney lashing costs more than a 6-element for loft mounting, with comparable results. Normal roofing materials do not attenuate the signals unduly but solid walls can on occasions make indoor aeri-als useless. The standing wave pattern in a room can be most difficult, and as you walk about with the aerial in your hand trying to find the best position, the signal may just come and go.

Replies to a questionnaire reveal that only in about 10% of cases is any attenuation required when the ITA take over from G9AED.

In most cases ghost images and interference may be reduced or eliminated by the use of aeri-als of greater directivity.


There has been much talk of the possibility of Band III reception on Band I aeri-als. Where there is a very strong signal and no ghosts nor interference, this may be found practicable, but in no case will the picture be as good as it could be. When a dipole array is used off resonance the vertical directivity becomes badly distorted, and interference from cars and aircraft may be troublesome.

Advertisement of  
BELLING & LEE LTD.  
Great Cambridge Rd., Enfield  
Middx.

Written 24th Oct. 1955

# DIPLEXER TUNED FILTER

For use with band III aeri-als,  
adaptors, and combined  
band I/band III aeri-als



LIST NUMBER L.1338 & L.1338/A

An alternative model (L.1338/A) is now available for permanent connection in the feeder run.

All connections are made to terminals inside. This saves the cost and fitting of an additional co-axial plug and entirely does away with soldered connections.

It is primarily intended for installation where further access is not required, e.g. in the attic.


If a Diplexer is required adjacent to the receiver, the Standard model (L.1338) is recommended.

A Diplexer is necessary :

1. For receiver having separate band I/band III inputs and fed from a combined aerial or an aerial fitted with an adaptor unit.

2. For receivers having a single input socket and fed from separate band I and band III aeri-als.

**BELLING & LEE LTD**  
GREAT CAMBRIDGE RD., ENFIELD, MIDDX., ENGLAND



## MARCONI-SIEMENS Radio Telephone Terminal

TYPE B  
(HW 21)

The type B (HW 21) terminal provides a satisfactory junction of HF radio with line or cable telephone and telegraph circuits. Its primary function is to eliminate the unstable conditions due to the inherently high gain in the radio link by ensuring that the radio circuit is operative in one direction only at any one instant. It also provides facilities for controlling the signal levels to the line or to the radio transmitters for discriminating against line and radio noises, and for simple privacy working. Its features include semi-automatic operation, two or four-wire line connection, electronic VF switching, radio calling facilities, and centralised test and monitoring facilities. It is self-contained for AC mains supply.



THE LINK BETWEEN RADIO AND LINE COMMUNICATIONS

*Full details of this and other Marconi-Siemens equipment, which provides completely integrated radio and line telegraph and telephone systems may be obtained from either—*



MARCONI'S WIRELESS TELEGRAPH COMPANY LIMITED, CHELMSFORD, ESSEX  
OR SIEMENS BROTHERS & CO., LIMITED, WOOLWICH, LONDON, S.E.18

MS 1

# EMITAPE "88"





*The Recording Tape preferred by the Experts*

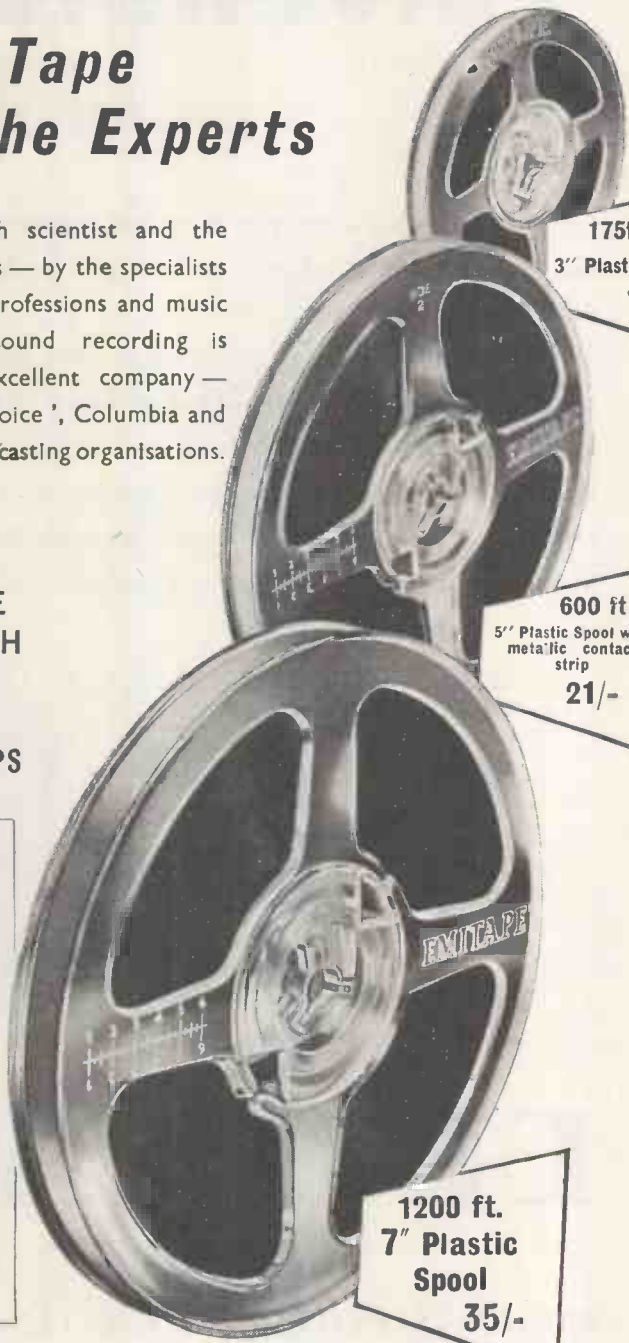
Emitape is preferred by the research scientist and the development engineer in industrial fields — by the specialists and teachers in medical and scholastic professions and music — in fact wherever true-to-life sound recording is critically important. They are in excellent company — Emitape is also used by 'His Master's Voice', Columbia and Parlophone and the world's leading broadcasting organisations.

### Special Features

- HIGH SENSITIVITY
- ANTI-STATIC P.V.C. BASE
- HIGH TENSILE STRENGTH
- FREEDOM FROM CURL
- EDITING LEADER AND TRAILER STRIPS

### TAPE ACCESSORIES

 <p>NON-MAGNETIC SCISSORS AP.39 PRICE 16s.</p>	 <p>P.V.C. TAPE JOINTING COMPOUND AP.77 PRICE 4s. 6d.</p>
 <p>MAGNETIC TAPE JOINTING BLOCK AP.46 PRICE 8s.</p>	 <p>GUMMED JOINTING TAPE AP.37 PRICE 6s. 6d. WHITE P.V.C. EDITING TAPE IN 150 ft. ROLL AP.38 PRICE 4s. 6d.</p>



175ft 88/3  
3" Plastic Spool  
7/6

600 ft  
5" Plastic Spool with  
metallic contact  
strip  
21/-

1200 ft.  
7" Plastic Spool  
35/-

Full particulars of Emitape and accessories obtainable from your local dealer.

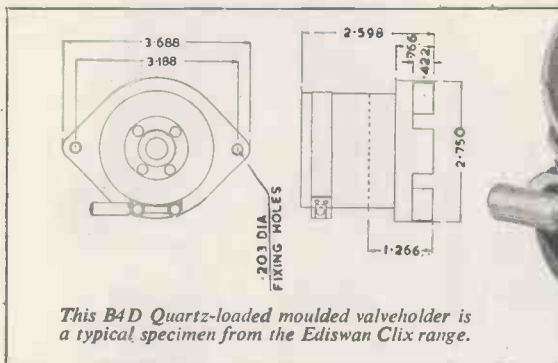
<p>Manufactured and distributed by: <b>E.M.I. SALES &amp; SERVICE LTD.</b> RECORDING EQUIPMENT DIVISION HAYES, MIDDLESEX TELEPHONE: SOUTHALL 2468</p>	<p>Export enquiries for products mentioned in this advertisement should be addressed to: <b>E.M.I. INTERNATIONAL LTD.</b> HAYES, MIDDLESEX, ENGLAND</p>
---	---

# valveholders


## *for industry*

Ediswan Clix Valveholders give continuous trouble-free operation under the most exacting conditions encountered by Industrial Electronic equipment.

The very wide range includes B7G, B8A, B9A, B9G and a number of larger types such as B4A, B4D and B4F all complying with the appropriate specifications for Government equipment. Insulation materials include P.T.F.E., Nylon-phenolic and Quartz-phenolic; contact material is silver-plated Beryllium copper. Catalogue of complete range of Radio, Television and Electronic components available on request.



*This B4D Quartz-loaded moulded valveholder is a typical specimen from the Ediswan Clix range.*



# EDISWAN

## CLIX

**RADIO, TELEVISION & ELECTRONIC COMPONENTS**

THE EDISON SWAN ELECTRIC COMPANY LIMITED

155 Charing Cross Road, London, W.C.2 and Branches

Telephone: Gerrard 8660

Member of the A.E.I. Group of Companies

Telegrams: Ediswan, Westcent, London





The new 4" **EMITRON** Oscilloscope  
 with  
**POST-DEFLECTION ACCELERATION**



**DEVELOPMENT**

**RESEARCH**

**DESIGN**

**APPLICATION**

**EXPERIENCE**

**SERVICE**

1. High writing speeds with excellent definition
2. Suitable for high frequency operation
3. Electrostatic focus
4. Flat screen — precision ground
5. Screen — normal green fluorescent, medium persistence, or as specially required

**FREE** — The new Emitron CRT and Valve Data brochure.  
 Send for your copy now.

**EMITRON**

REG TRADE MARK

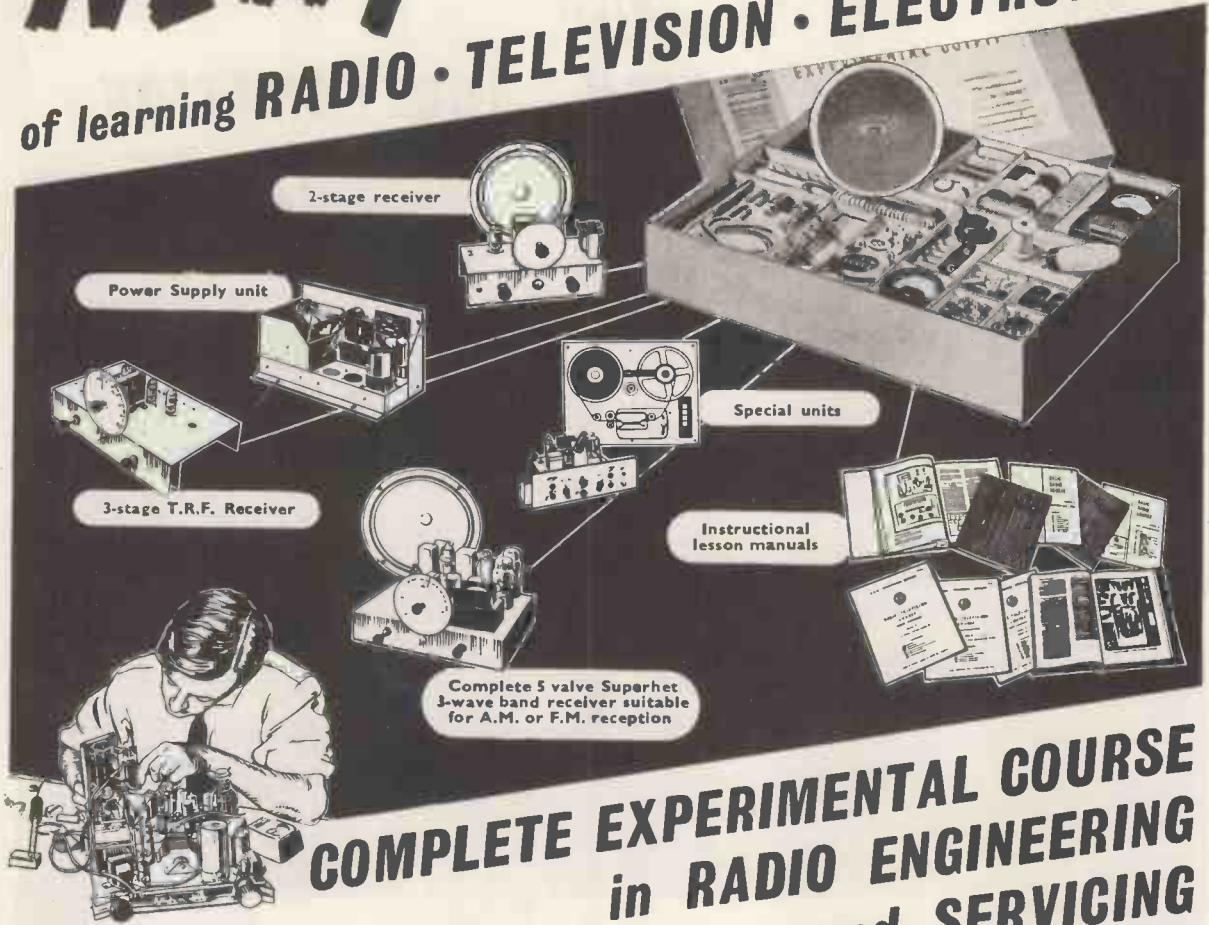
**THERMIONIC VALVES AND CATHODE RAY TUBES**

OF SUPERIOR QUALITY FOR TELEVISION, RADIO, INDUSTRIAL AND SCIENTIFIC APPLICATION

**ELECTRONIC TUBES LTD.**

KINGSMEAD WORKS, HIGH WYCOMBE, BUCKS. Phone: 2020 ET.34

# NEW! THE PRACTICAL WAY of learning RADIO • TELEVISION • ELECTRONICS



## COMPLETE EXPERIMENTAL COURSE in RADIO ENGINEERING and SERVICING

An entirely new series of courses designed to teach Radio, Television and Electronics more quickly and thoroughly than any other method. Specially prepared sets of radio parts are supplied and with these we teach you, in your own home, the working of fundamental electronic circuits and bring you easily to the point when you can construct and service radio receivers, etc.

Whether you are a student for an examination; starting a new hobby; intent upon a career in industry; or running your own business — these Practical Courses are ideal and may be yours at very moderate cost.

With these outfits, which you receive upon enrolment and which remain your property, you are instructed how to build basic Electronic Circuits (Amplifiers, Oscillators, Power Units, etc.) leading to designing, testing and servicing of complete Radio and Television Receivers.




**NEW TELEVISION COURSE** including a complete set of equipment dealing with the design, construction and servicing of a high quality television receiver.  
Courses (with equipment) also available in many other engineering subjects.  
**COURSES FROM 15/- PER MONTH**

To E.M.I. INSTITUTES,  
Dept. 127X, Grove Park Road, London, W.4.  
Please send me your FREE book on Practical Courses.  
Subject(s) of interest \_\_\_\_\_  
NAME \_\_\_\_\_  
ADDRESS \_\_\_\_\_  
DECEMBER/55

### EMI INSTITUTES

An educational organisation serving the E.M.I. Group of Companies which include "HIS MASTER'S VOICE," MARCONIPHONE, COLUMBIA, ETC.

# VORTEXION TAPE RECORDER



The amplifier, speaker and case, with detachable lid, measures 8½ in. x 22½ in. x 15½ in. and weighs 30 lb.

**PRICE, complete with WEARITE TAPE DECK** . . . . . £84 0 0

- ★ The play back amplifier may be used as a microphone or gramophone amplifier separately or whilst recording is being made.
- ★ The unit may be left running on record or play back, even with 1,750ft. reels, with the lid closed.

★ The total hum and noise at 7½ inches per second 50-12,000 c.p.s. unweighted is better than 50 dbs.

★ The meter fitted for reading signal level will also read bias voltage to enable a level response to be obtained under all circumstances. A control is provided for bias adjustment to compensate low mains or ageing valves.

★ A lower bias lifts the treble response and increases distortion. A high bias attenuates the treble and reduces distortion. The normal setting is inscribed for each instrument.

★ The distortion of the recording amplifier under recording conditions is too low to be accurately measured and is negligible.

★ A heavy mu-metal shielded microphone transformer is built in for 15-30 ohms balanced and screened line, and requires only 7 micro-volts approximately to fully load. This is equivalent to 20ft. from a ribbon microphone and the cable may be extended 440 yds. without appreciable loss.

★ The .5 megohm input is fully loaded by 18 millivolts and is suitable for crystal P.U.s, microphone or radio inputs.

★ A power plug is provided for a radio feeder unit, etc. Variable bass and treble controls are fitted for control of the play back signal.

★ The power output is 3.5 watts heavily damped by negative feedback and an oval internal speaker is built in for monitoring purposes.

**POWER SUPPLY UNIT** to work from 12 volt Battery with an output of 230 v., 120 watts, 50 cycles within 1%. Suppressed for use with Tape Recorder. **PRICE £18 0 0.**

We supply and recommend the Jason F.M. Feeder Unit. **PRICE £15 17 0**, including Purchase Tax.

## FOUR CHANNEL ELECTRONIC MIXER

is almost essential for the professional or semi-professional where a number of different items have to be mixed on one tape recording.

It is recommended by a number of tape recorder manufacturers for this purpose.


Any normal input impedance can be supplied to order, balanced or unbalanced, the standard being 15-30 ohms balanced.

The normal output is 0.5 volt on 20,000 ohms or less, but 600 ohms is available as an alternative.

The steel stove enamelled case is polished and fitted with an engraved white panel suitable for making temporary pencil notes.

An internal screened power pack and selenium rectifier feed the five low noise non-microphonic valves.

Used in many hundreds of large public address installations and recording studios throughout the world.



**PRICE £36 15 0.**

*Manufactured by*

**VORTEXION LIMITED, 257-263, The Broadway, Wimbledon, London, S.W.19**

Telephones: LIBerty 2814 and 6242-3

Telegrams: "Vortexion, Wimble, London."

# HERE IS THE TAPE RECORDER THAT "COULDN'T BE MADE" . . .



What a serious high fidelity enthusiast wants in a tape recorder has never been a mystery. He wants a recorder which will equal the finest professional performance—and at a price he can afford.

In other words, he wants flat response over the entire audio range, he wants no extraneous noise, no hum, no wow, no flutter and he wants up to 90 minutes' playing time on a 7in. tape reel at less cost than one good l.p. disc.

But let's get down to specifications.

### FREQUENCY RESPONSE

At 7½ inches per second the Grundig 'Specialist' has a frequency response of 40 cps to 16,000 cps ± 2 dB (which is enough to cover the most wayward violin). Even at 3½ inches per second it gives a flat response from 50 cps to 10,000 cps ± 2 dB.

### NOISE, FLUTTER AND WOW

In the Grundig 'Specialist,' noise is down 55 dBs and a heavy duty hysteresis dual speed, synchronous motor is used. A hysteresis motor is independent of line voltage fluctuations, thus eliminating a major source of wow and flutter. Both are less than 0.1% at 7½ inches

per second, 0.2% at 3½. Now do you begin to see why they said it couldn't be made at the price?

### INSTANTANEOUS TRACK CHANGE

Four separate heads are employed in the Grundig 'Specialist'—an erase head and a record playback head for each track. When you reach the end of a reel on Track I you simply press a button and the tape reverses its direction and records or plays back Track II.

### THREE DIMENSIONAL REPRODUCTION

The Grundig 'Specialist' has three compensating speakers. Two tweeters handle the upper register. This means that the 'Specialist' owner doesn't need expensive additional sound reproduction equipment. It's all complete, built in, portable without a mass of additional items to be carried whenever you want to record or playback away from your home.

### OTHER EXCEPTIONAL FEATURES

The Grundig 'Specialist' uses electromagnetic braking. There are no mechanical clutches, belts and pulleys to get out of order. An illuminated clock-type place-indicator pinpoints elapsed footage to a note. Automatic stop action prevents need to rethread. A piano key switchboard controls all record-

ing and playback controls through relays—it couldn't be simpler to operate. Instantaneous stopping is provided for record or playback and is accurate to within ½in. even in fast wind.

NOTHING COMPARES WITH A



"SPECIALIST"

Model TK.820/3-D. 98 guineas

Plus microphone from 6½ guineas  
Attractive H.P. Terms.

GRUNDIG (GT. BRITAIN) LTD., 39/41 New Oxford St., London, W.C.1. (Electronics Division, Gas Purification & Chemical Co. Ltd.) GD244

Use . . .

*Delanco*

REGD.

**ELECTRICAL INSULATING**  
*in all Departments*

The 'Delanco' range of materials includes:—

- Vulcanized Fibre—Sheet, Rod and Tube
- Leatheroid—Sheet, Roll and Tape
- Laminated Bakelite—Sheet, Rod and Tube,
- Ebonite—Sheet, Rod and Tube
- Presspahn—Sheet, Roll and Tape
- Sleevings—Glace Cotton, Rayon and Glass Fibre all Unvarnished and Varnished, Nylon and Terylene (both Unvarnished)
- Varnished Fabrics and Tapes—Cambric, Nylon, Silk, Terylene and Glass Fibre
- Interleaving Papers and Composite Insulations
- Mica-punchings in all qualities

*Terylene is a registered trade name of Imperial Chemical Industries Ltd.*

- ★ LAMINATED BAKELITE
- ★ S.R.B.P. COIL FORMERS
- ★ MACHINED AND PRESSED COMPONENTS
- ★ VARNISHED CAMBRIC AND SLEEVING
- ★ MICA PARTS AND MATERIALS
- ★ LEATHEROID, PRESSPAHN IN COIL AND SHEET
- ★ FIBRE GLASS LAMINATES AND PARTS
- ★ VULCANIZED FIBRE IN SHEET, COIL AND ROD

Write for the 'Delanco' catalogue specially prepared for the Electronic Engineer. It will be posted by return.

**ANGLO-AMERICAN VULCANIZED FIBRE CO. LTD.**  
CAYTON WORKS · BATH STREET · LONDON · E.C.1. CLE 3271 Grams: "PROMPSERV," LONDON

## The case for 'Castanet' . . .

The problems of obtaining satisfactory time constants and at the same time keeping component bulk down to a minimum are all too familiar. These polarised miniature electrolytic capacitors—CASTANET by name—go all the way in removing what has for a long time been a thorn in the side of designers. A mere 22 mm by 6 mm, with a capacity of 50 microfarads and a D.C. leakage of less than one microamp at 70V., CASTANET capacitors are capable of operating over a temperature range of  $-60^{\circ}\text{C}$ . to  $+150^{\circ}\text{C}$ . After shelf storage, without volts, at  $70^{\circ}\text{C}$ . for several thousand hours, the capacity, power factor and D.C. leakage current values show no significant change.

# Plessey

## 'Castanet'


REGD. TRADE MARK

# Tantalum Electrolytic Capacitors

Manufacturers are invited to write for Plessey Publication No. 659/1 which contains comprehensive details of the product.

## The place for 'Castanet' . . .

The determination of the place for CASTANET is simple. It is anywhere where space is at a premium and essential characteristics demand stability of performance coupled with low leakage current over a very wide temperature range. The units are normally provided with a 4 BA stud and anode tag. A silicone rubber grommet is available by means of which the units can be mounted on a chassis and connected in series or parallel, providing a range of working voltages and capacities. Time constants of the order of one hour can be obtained making the units ideal for very long period discharge circuitry.



**Service Applications**  
 Future equipment for the Services, particularly in the field of aeronautics, will be required to work efficiently at  $+150^{\circ}\text{C}$ . 'Castanet' capacitors already meet this requirement, operating as they do within the temperature range of  $-60^{\circ}\text{C}$ . to  $+150^{\circ}\text{C}$ .


'Castanet' Electrolytic Capacitors are produced by the Chemical & Metallurgical Division of The Plessey Co. Ltd., Wood Burcote Way, Towcester, Northants.

## "Extratop"



**£12-10s.**

Add to the wide response already obtainable from the famous Phase Inverter Speaker by merely adding the new "Extratop" Dynamic Pressure Tweeter Unit complete with Crossover. Impedance 15 ohms. Suitable for use in conjunction with any 15 ohm speaker but even better with the Phase Inverter Speaker. Tweeter £12 10s; Phase Inverter Speaker £16 10s.



**£16-10s.**

### SOUND SALES LIMITED

"Manufacturers of all A-Z Products ('A-Z' Regd. Trade Mark)"  
Works and Acoustic Laboratories:—

**WEST STREET, FARNHAM, SURREY, ENGLAND**

Tel. Farnham 6461 (3 lines)

"Grams Sounsense Farnham"

high efficiency



long life

miniaturisation

Ediswan now offer a complete range of Germanium Point Contact and Junction Rectifiers. The former find many applications in the high frequency field and the latter are ideally suited for power packs and similar applications where high efficiency and minimum space requirements are of prime importance.

*A descriptive brochure is available on request and our Engineers are at your service.*



# EDISWAN

RADIO DIVISION

THE EDISON SWAN ELECTRIC CO. LTD

155 Charing Cross Rd., London, W.C.2 and Branches

Member of the A.E.I. Group of Companies

Telephone: Gerrard 8660

Telegrams: Ediswan, Westcent, London

# TRADITION

## IN A YOUNG INDUSTRY

The oldest high fidelity amplifiers in the world are of LEAK manufacture. In 1945 as the result of war-time research in our laboratory we were able to offer, to an astonished world of audio engineers, amplifiers with a distortion content as low as 0.1%. A survey of engineering literature will confirm that we were the first manufacturers in the world to design and market amplifiers with such a small distortion content, and the magnitude of this advance can be gauged when it is remembered that the then accepted standard for laboratory amplifiers was 2% distortion. Our figure of 0.1% was received with incredulity, but it was subsequently confirmed by the National Physical Laboratory and this criterion is still an accepted world-wide standard.

With this clear lead on low-distortion amplifiers we were able to build up an export market much greater than the domestic one, and the increased volume of manufacture resulted in lower prices, which, in turn, brought real high fidelity amplifiers within the reach of the music-lover at home.

We have devoted 21 years entirely to the development and manufacture of audio products and we are proud of our position as the leaders in this field. We are also proud of the fact that the "Point One" amplifiers supplied to our first customers are still giving them results which, even now, cannot be surpassed. Our research and development departments are ever active, our pre-amplifiers have been re-designed for use with the latest input devices, and we have made great progress in the war on prices. From long experience, by the employment of new techniques and by extreme attention to design details during development work on the pre-production models, we enable our labour force to achieve a high output per man-hour. The labour costs thus saved offset the increased costs incurred for high-grade materials, components and finishes, and this together with quantity production (made possible only by a world-wide market) explains how quality products may be sold at reasonable prices.

To our old customers we give our thanks for their support and recommendation—the basis on which our Company has grown. Those who are seeking to obtain the highest quality of gramophone and radio reproduction would be wise to hear and inspect LEAK products which, with their tradition of excellence, represent the best that can be obtained.



### LEAK TL/10 AMPLIFIER & 'POINT ONE' PRE-AMPLIFIER

**27 gns.** complete

#### "POINT ONE" PRE-AMPLIFIER

The handsome gold escutcheon plate contributes to the elegant appearance, and blends with all woods.

#### ★ Pickup

The pre-amplifier will operate from any pickup generally available in the world. A continuously variable input attenuator at the rear of the pre-amplifier permits the instantaneous use of crystal, moving-iron and moving-coil pickups.

#### ★ Radio

The radio input sockets at the rear permit the connection of the LEAK V.S. tuner unit. An input attenuator is fitted. H.T. and filament supplies are available from the pre-amplifier.

#### ★ Distortion

Of the order of 0.1%.

#### ★ Hum

Negligible, due to the use of recently developed valves and special techniques.

#### ★ Input selector

Radio, tape, records; any and all records can be accurately equalised.

#### ★ Treble

Continuously variable, +9 db to — 15 db at 10,000 c/s.

#### ★ Bass

Continuously variable + 12 db to — 13 db at 40 c/s.

#### ★ Volume Control and Switch

The switch controls the power supply to the TL/10 power amplifier.

#### ★ Tape Recording Jacks

An exclusive feature. Readily accessible jacks are provided on the front panel for instantaneous use with Tape Recorders which have built-in (low level) amplifiers.

#### TL/10 POWER AMPLIFIER

#### Circuitry

A triple loop feedback circuit based on the famous TL/12. The output transformer is the same size as in the TL/12.

Maximum power output: 10 watts.

Frequency Response:  $\pm 1$  db 20 c/s to 20,000 c/s.

Harmonic Distortion: 0.1% 1,000 c/s, 7.5 watts output.

Feedback Magnitude: 26 db, main loop.

Damping Factor: 25.

Hum: —80 db referred to 10 watts.

Loudspeaker Impedances: 16 ohms, 8 ohms, and 4 ohms.

★ Write for leaflet W ★

#### ELECTROSTATIC LOUDSPEAKERS

Reprints of "The Gramophone" article (May, 1955), by H. J. Leak, summarising his work and findings on Electrostatic and Dynamic Loudspeakers, are available on request, free of charge.

H. J. LEAK & CO. LTD., BRUNEL ROAD, WESTWAY FACTORY ESTATE, ACTON, W.3

Phone: SHEpherds Bush 1173/4/5

Telegrams: Sinusoidal, Ealux, London

Cables: Sinusoidal, London



**THE TWIN 20**  
This is a complete fluorescent lighting fitting. It has built-in ballast and starter—stove enamelled white and ready to work. It is an ideal unit for the kitchen, over the work-bench, and in similar locations. It uses two 20-watt lamps. Price, complete less tubes, 20/6, or with two tubes, 39/6. Post and insurance 2/6. Extra 20-watt tubes, 7/6 each.

**RECORD PLAYER FOR £4/10/-.**



**3-SPEED INDUCTION MOTOR**


3-speed motor with metal turntable and rubber mat. Latest rim drive with speed selection by knob at the side. No auto stop, but there is a stop position on the selector. Small mod. makes speed variable for special effects and dance work.

**HI-FI PICK-UP**

Using famous Cosmocond Hi-G turnover crystal. Separate sapphire for each speed. Neat bakelite case with simple adjuster for weight compensation.


**SPECIAL SNIP OFFER THIS MONTH**

The two units for £4/10/-, or 30/- deposit and four payments of 18/-, post and insurance, 5/-. Or fitted upon base, as illustrated. £5/10/-, plus 7/6 post and insurance.



**AMAZING MINI-RADIO**

Uses high-efficiency coils—covers long and medium wavebands and fits into the neat white or brown bakelite cabinet—limited quantity only. All the parts, including cabinet, valves, in fact, everything, £4/10/-, plus 5/- post. Constructional data free with the parts, or available separately, 1/8.



**MULLARD AMPLIFIER "510"**

A High Quality Amplifier designed by Mullard engineers. Robust high fidelity with a power output exceeding 10 watts and a harmonic distortion less than 4% at 10 watts. Its frequency response is extremely wide and level being almost flat from 10 to 20,000 C.P.S.—three controls are provided and the whole unit is very suitable for use with the Colloar Studio and most other good pick-ups. The price of the unit completely made up and ready to work is £12/10/-, plus 10/- carriage and insurance. Alternatively, if you wish to make up the unit yourself we shall be glad to supply the components separately. Send for the Mullard amplifier shopping list.

**A WONDERFUL CHRISTMAS PRESENT**

Non-Mains, absolutely safe

Children of all ages enjoy playing records and will be overjoyed to own the fine portable illustrated alongside. This uses the Garrard spring motor and a 2-valve battery amplifier. The case is in two-tone imitation crocodile/lizard skin. Special price £7/10/6 carriage 7/6 extra.



**—THE ELPREQ ADDITA—**

**MIDLANDS ADDITA NOW AVAILABLE.** Our ADDITA Band III converter which is enjoying such a huge success in the South is now available for Midlands viewers who will have heard that test transmissions are about to commence. Please be advised and order early. Price is as for London model. **BETTER THAN FACTORY BUILT SETS.** Some constructors report better results from the converter than from factory built Band III televisions. At Eastbourne, one of the latest models by a very famous maker would not receive the commercial signal on its own proper channel circuit despite trimming. However, with the ADDITA a reasonably clear and loud signal was received on Channel I without any adjustment. **ADDITA & T.R.F. TELEVISORS.** Certain technicians have been of the opinion that our ADDITA would not be suitable for T.R.F. receivers. However, we have heard from many viewers with the Viewmaster and other T.R.F. sets that they are getting good results. For instance, in today's post we heard from Mr. L. Camping, of Tolworth, Surrey, as follows:—"I would like to inform you that I have tested one of your converters on both adapted Band I and on Band III serials. The reception was 100%. These tests were carried out on low power conditions and the serials were only about ten feet from ground level. The set was the home-made 'Electronic.' **AVAILABLE AS A KIT OR READY BUILT.** The price of the complete kit to build the ADDITA including valves, ready wound coils drilled, and prepared chassis, handsome stove-enamelled case, in fact everything, including transfers to decap the front and identify the controls is £4/5/- or £5/5/- if mains components are also required. Post and insurance is 2/6 in each case. Data is included free with the parts or available separately price 2/6. When ordering please state whether for Midlands or London area. Made up models for either area available price £7/10/-, plus 2/6 post and insurance.

**"WIRELESS WORLD" BAND III CONVERTOR**

One of the most successful circuits for Band III conversion was published in the "Wireless World," May 1954. We offer a complete kit of parts including the specified EF80 valves, wound coils, drilled chassis, in fact, everything including a copy of the circuit diagram. Made up models for either area available. Price only 42/6, post 2/6 extra. Mains components, if required, 25/- extra. **READY TO WORK MODELS, 69/6 plus 2/6 post.**

**BAND III AERIAL KIT**

An interesting aerial, "The Folded V," was described in the July number of a T.V. magazine. We tried this and found it to be most efficient. It is simple to make. Kit comprises alloy elements and connectors, plastic centre piece and saddle for mounting. Price 8/6, plus 1/- post.

**BAND III AERIALS**

- 3-element array for indoor use gives very good results adequate for most areas ... 16/6
  - 3-element array with swan-neck mast with "U" bolt clamp for fitting to existing masts from 1in. to 2in. dia. .... 41/6
  - 3-element array with cranked mast and wall mounting bracket ..... 42/6
  - 3-element array with cranked mast and chimney lashing equipment ..... 65/-
  - 5-element array with swan-neck mast and "U" bolt clamp for fitting existing mast from 1in. to 2in. dia. .... 52/6
  - 5-element array with cranked mast and wall mounting bracket ..... 53/6
  - 5-element array with cranked mast and chimney lashing equipment ..... 67/-
  - 3-element array with swan-neck mast and "U" bolt clamp for fitting to 1in. 2in. dia. mast ..... 69/-
- 8-, 10- and 12-element arrays also stocked, and note, prices do not include carriage, which should be added.



**CABINETS FOR ALL**  
**WE CARRY A VERY VARIED STOCK PLEASE CALL**

The one illustrated is the "Empress," it is undoubtedly a beautiful piece of furniture. It is elegantly veneered externally in figured walnut, internally in white sycamore. The radio section is raised to convenient level but is not drilled or cut. The lower deck acts as the motor board, again is uncut, it measures 16x14 and has a clearance of 5in. from the lid. There is a compartment for the storage of recordings. Overall dimensions of this essentially modern cabinet are 3ft. wide, 2ft. 8in. high and 1ft. 4in. deep. Price £14/14/- carriage and insurance 20/-.



**THIS IS ON OFFER AT APPROX. HALF COST TO MAKE**

An impressive costly looking cabinet originally designed for T.V. but simple modification makes the cabinet suitable for radio-gram, amplifier, tape recorder, or reflex speaker—size 23in. wide, 23in. deep and 37in. high. Limited quantity at £8/15/- each, carriage 12/6.



**CORNER CONSOLE**

A massive cabinet but being corner fitted is not out of place even in a modern small living room. Overall dimensions of this cabinet are 47in. wide x 31in. (deep to corner) x 50in. high. Made to house 15in. Television, Radio Unit, Amplifier, Tape Deck, etc. Originally £18. Our Price £10 plus 30/- carriage.



**F.M. TUNER**

This tuner is based upon the very successful circuit in the booklet published by Data Publications. We have made up models at all branches and will be glad to demonstrate. Cost of all parts including valves, prepared metal chassis, wound coils and stove enamelled scale, slow motion drive, pointer, tuning knob, in fact everything needed to make the complete unit, is £6/12/6. Data is included free with the parts or is available separately price 2/-.



**INDUSTRIAL OVERHEAD HEATER**



This is a new type of overhead heater which in the main warms only the area within its radiant rays, and by so doing effects a very considerable saving of fuel. One user in fact claims that in his office he receives more benefit from The Infray Major than from a standard convector type costing three times as much to run.

Perhaps one of the best points about The Infray Major is that its benefits are felt immediately, there is no warming-up period. It is essentially a personal type of heater, having its controls within easy reach of the operative. The controls give four variations of heat and "ON". At maximum heat the unit consumes 1 kW, which means that overall cost of heating can be controlled at 1d. per hour per operative (based on the average cost of electricity, 1d. per unit).

The Infray Major is of particular use:—

- (a) In large rooms, warehouses, lofts, machine shops, etc., where the cost of heating the whole room to a comfortable level would be too great.
- (b) In airy rooms, garages, even in the open where ordinary heating is almost impossible.
- (c) In rooms which in the main have to be kept cool, e.g., food storage chambers, beer cellars, etc.
- (d) For cubicle heating particularly in hospitals and clinics where spasmodic but immediate heating is required.
- (e) In any situation where local heating is required occasionally but quickly.
- (f) In the sick bay, over the emergency couch, where immediate radiant heat is required in cases of shock. The unit has its uses in production for warming, drying, processing, etc. One special use being for warming through a glass screen, where for some reason or another the substance cannot be warmed in free atmosphere.

Price is £7/10/-, plus carriage and insurance 10/-.

**FINSBURY TAPE RECORDER**



This is a fine instrument using the now-famous Truvox Model TR7U tape deck, in conjunction with a 4-valve amplifier specially designed for tape work.

It will provide recording and play-back of the highest fidelity. Its performance is superior to most proprietary recorders of similar price level and as good as many marketed at much higher prices.

It will take all standard tapes up to 1,200ft. providing up to two hours playing. It will also play new pre-recorded tapes.

The instruments are carefully checked before dispatch and can be heard working at any branch.

Price, complete and ready to work, £43, plus £1/10/- carriage and insurance, partly returnable.

FOR HOME CONSTRUCTORS wishing to build equipment into their own cabinets the amplifier and tape deck are available separately, prices as follows:—

Truvox TR7U Tape Deck £23/2/- plus 10/- carriage.

Finsbury Hi-Fi Amplifier, complete with 8in. Speaker £14/4/- plus 10/- carriage.

Acos Crystal Microphone £2/10/-

Reel of Tape £1/15/-

Special Offer This Month. Tape Deck, Amplifier, Speaker and Reel of Tape, £33/10/-, plus £1 carriage and insurance.

**P.V.C. HEATER WIRE**

This has a resistance of 16 ohms per ft. It is wound on non-hygroscopic insulation and covered over with P.V.C. shrunk sleeving. Quite suitable for use underground or under water. Ideal also for twisting around pipes to stop freezing or to preheat liquid. Price 1/6 per yard.


**SCRAMBLER—TELEPHONE EQUIPMENT**

As used by Ministries and Forces for holding secret conversations. Works in conjunction with normal telephone equipment. (Items available, all new and unused, are:— Frequency Changer, Type 6AC, Ref. No. YBO2700, price £10. Standard G.P.O. desk type instrument with scrambler switch, complete with lead and junction box, price £2/10/- Hand-ringing generator in wooden box 15/- Junction box with three multiple relays and cable strips 35/- Bank of three drop indicators in box 15/- Instruction book. £1 refunded if returned within 14 days.

**ENTIRELY NEW CIRCUIT**

Redesigned and now built by the Cleveland Company—very good reports received.

**THE "WINDSOR 5"**



This is a 5-valve A.C. superhet covering the usual long, medium and short wavebands. It has a particularly fine clear dial with an extra long pointer travel. The latest type local valves are used and the chassis is complete and ready to operate. Chassis size 15 x 6 x 8in. Price £9/10/6, complete with 8in. speaker. Carriage and insurance 10/- H.F. terms if required.


**EX-ROYAL NAVY SOUND POWERED TELEPHONE**

These require no batteries, and will go for long periods without attention. Complete with generator and speaker which gives a high pitched note, easily heard above any other noise. Also fitted with an indicator lamp which in quiet situations can be used instead of the souner, or where several telephones are used together will indicate which one is being called. Size 7 1/2 x 9 x 7 1/2in., wall mounting, designed for ships' use but equally suitable for home, office, warehouse, factory, garage, etc. Price 57/6 each, plus 4/6 carriage.



**RACKING EQUIPMENT**

**ALL EX-MINISTRY EQUIPMENT**



**STANDARD OPEN RACK**  
6ft. high and 19 in. wide, heavy steel construction. Holes drilled and tapped at the standardized spacings. Price £3/15/-, plus carriage.

**ENCLOSED RACK**  
As above but rectangular and with sheet metal enclosed sides (vented), fitted handle and closing bars. Price £8/15/-, plus carriage.

**MOUNTING PLATES**  
To fit above racks. Heavy 1/2in. steel plates (drilled at standard intervals and 19in. centres) with chassis mounting brackets.

Ref. 5A5—18 x 14 front plate with chassis brackets, 17/6.

Ref. 5A6—19 x 12 front plate with chassis brackets, 16/6.


Ref. 5A7—1" x 10 1/2 front plate with chassis brackets, but drilled for meters and other items, 8/6.

**WE ALWAYS HAVE A GOOD SELECTION OF CHASSIS THE "ARMSTRONG" FC48**



Among high-class radio chassis, the name Armstrong is probably the most famous, and their new model FC48 certainly lives up to tradition. It is virtually a 10-valve circuit, for among its eight valves two double triodes are employed. Special features of this chassis are (a) 8 watts output in a push-pull circuit with ample negative feedback to ensure the highest fidelity; (b) provision for using F.M., e.g., power brought out to sockets and indicator on dial; (c) independent bass and treble controls with visual indication of setting; (d) four wave bands covering 16-51, 50-120, 190-550 and 1,000-2,000 metres. The size of this chassis is 12 1/2 x 9 x 9 1/2in. Price £23/18/-, plus 7/6 carriage and insurance.

**CLEVELAND MODELS**



**THE ORGANTONE**

5-Valve 3-wave band superhet covering long, medium and short wave. Osram miniature valves are employed and low loss iron cord coils account for an excellent signal-to-noise ratio. Full A.V.C. is applied to both frequency changer and I.F. stages. The output stage utilises variable negative feedback. A gram. position is provided and reproduction of records is particularly good. Chassis size is 12 x 7 x 7 1/2in.—scale size is 10 1/2 x 4 1/2in. This receiver has been tested in particularly difficult areas and its stability and noise rejection have produced exceptional results. Price £11/10/- or £4 deposit—carriage, etc., 7/6.

**THE "TREMENDO"**

This one is really superb. It has a 7-valve circuit with 8 watts output, fitted with independent bass and treble controls. It is really an efficient R.F. circuit coupled to a high-fidelity amplifier. The chassis size is the same as the Organtone, namely 12 x 7 x 7 1/2 with the 10 1/2 x 4 1/2 multi-coloured scale, and it is built to the same exacting specifications as the Organtone. Price £15/10/-, carriage and packing 7/6. H.F. terms if required.

**—THIS MONTH'S SNIP—**

offered for less than value of coil pack



This set, a product of one of our famous manufacturers, has H.F. stage, covers 5 wavebands including short waves to 11 metres. Offered less valves, power-pack, scale and drive, otherwise complete and unused. Price £3/15/-, plus 7/6 carriage.

**ELECTRONIC PRECISION EQUIPMENT LTD.**

249 Kilburn High Road, Kilburn  
Phone: MAI 4921  
Half-day Thursday

42-46 Windmill Hill, Ruislip, Middlesex  
Phone: RUISLIP 5780  
Half-day Wednesday

152-153 Fleet St., E.C.4  
Phone: FLEET 2833  
Half-day Saturday

29 Stroud Green Road, Finsbury Park, N.4  
Phone: ARCHWAY 1049  
Half-day Thursday

Post orders should be addressed to E.P.E. LTD., M.O. Dept 2, 123, TERMINUS ROAD, EASTBOURNE.

All enquiries to Eastbourne address and please enclose S.A.E., terms are cash with order.

# HUGE SALE—TR1196 UNITS & COMPONENTS




ILLUSTRATION above is the complete TR 1196 comprising 3 units and is shown without covers. This complete outfit is available in transit case in perfect order, slightly stock soiled at only £2/12/6, carriage 10/-.

### RECEIVER UNIT

On 8in. x 6in. x 2½in. chassis complete with six valves (2 EF30, 2 EF36, 1 EK32, 1 EBC33) converts to ideal broadcast or short wave superhet. Circuit and conversion details included, 25/-, post 2/6.

### TRANSMITTER UNIT

On chassis 10½in. x 7½in. x 1½in. complete with 3 valves (TT1, EL32, EF50) coils etc., all complete 12/6, post 2/-.

### RELAY UNIT

Contains solenoid impulse motor, heavy duty Relay, sensitive relay, three Jones sockets, condensers, etc., 7/6, post 1/-.

### GENERATOR UNIT

Complete with smoothing, 6 v. in gives 24 v. and 230 v. D.C. out. Normally 24 v. in giving 6 v. and 230 v. out. On chassis 8in. x 4in. x 2in. with cover. 7/6, post 2/6.

### TRIMMER UNIT

Chassis 5in. x 4in. x 2½in. contains four air spaced 75 pF trimmers, two-gang Yaxley type four-way switch, coil, condensers, etc., 5/-, post 1/-.

### RECEIVER UNIT

On chassis as described opposite all complete but without valves containing 6 octals, 2 IF's, 465 Kc/s. 7 mansbridge type condensers, transformers, pots, tubular condensers, resistors etc., 12/6, post 2/6.

### COMPLETE TRANSCIVER

As previously advertised and illustrated opposite but slightly stock soiled. Despatched without transit case but with conversion data and circuit diagram, £2/2/-, carriage 10/-.

### U.S.A. ELECTRO-VOICE MOVING COIL MICROPHONES

The demand for these microphones has been exceptionally heavy. We still have a few left. Send your order now to avoid disappointment. Price £2 each, postage 1/6.

### OTHER ODDMENTS

465 I.F.'s complete in can, 3/6 each; 3 gang pots each, 70K boxed, 1/- each; Ferranti m/amp meters 0-5 m/a., 9/- each; Ceramic condensers split stator 15/15 pF, 2/6 each. 100 pF variables ceramic insulation, 2/- each. (Add for post on these items).


## WOOLLEYS RADIO & ELECTRICAL SUPPLIES LTD.

615 BORDLESLEY GREEN, BIRMINGHAM, 9.

Phone: VIC 2078

## BROOKES

*Crystals*



mean  
**DEPENDABLE**  
frequency  
control

Illustrated left is a Type M Crysta! Unit from a range covering 8 Mc/s to 17 Mc/s

- Frequency 12,500 kcls.
- Hermetically sealed metal can.
- Frequency tolerance ± 0.01% of nominal at 20°C., or better for special applications.

All Brook's Crystals are made to exacting standards and close tolerances. They are available with a variety of bases and in a wide range of frequencies. There is a Brook's Crystal to suit your purpose—let us have your enquiry now.



### Brookes Crystals Ltd.,

Suppliers to Ministry of Supply. Home Office, B.B.C., etc.  
181/3, TRAFALGAR ROAD, LONDON. S.E.10

Telephone GREENwich 1828

Grams · Xtal. Green, London. Cables · Xtals London

## AUTOMATION!!!

### MAGNETIC RELAYS

TYPES 3000 and 600

Built to specification and to stand the most rigid test.

*Tropical or Jungle finish*

Prototypes at short notice and reasonable deliveries on quantities.

**HIGH SPEED & A.C. RELAYS  
IN STOCK**

### KEY SWITCHES

P.O. & MUIRHEAD TYPES

### ELECTRO MAGNETIC COUNTERS

MAJOR or MINOR TYPES

Four figures—any resistance—D.C. WKG.

## JACK DAVIS (RELAYS) LTD.

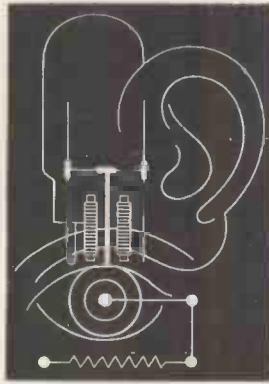
TUDOR PLACE, LONDON, W.1

MUSEUM 7950

LANGHAM 4821

## SMITH'S FOR TECHNICAL BOOKS

Books on radio theory, practice and maintenance for the beginner and books on new developments in circuit design, new components, methods of application, and the established text books can be obtained through your local Smith's shop or bookstall. Books not in stock at the branch can be quickly obtained from Head Office.



★ Your stationery and printed matter can also be supplied through our local branch.

# W. H. SMITH & SON

FOR BOOKS ON ELECTRONICS

Head Office: STRAND HOUSE, LONDON, W.C.2

## direct TV REPLACEMENTS

The most COMPLETE  
TV. COMPONENT REPLACEMENT  
SERVICE in Great Britain

- E.H.T. Transformers
- Line Output Transformers
- Television Rectifiers
- Controls
- Line and Frame Oscillator Transformers
- Metrosils & Brimistors
- Scan Coils
- C.R.T. Isolator & Booster Transformers

including "NURAY" the 2 volt  
Booster isolator that just plugs in.

Price 27/6  
Plus 1/6 p.p.



Send 1/- for handbook listing over 2000 Transformers, over 40 Technical servicing hints, slider and wirewound Resistor guide.

## REPLACEMENTS

134/136 LEWISHAM WAY · NEW CROSS · S.E.14  
TIDeway 3696-2330 Telegraphic: FLUBAK, London S.E.14



Estd.

1925

EASY

TERMS

**LEAK** QUALITY EQUIPMENT  
*for the Connoisseur*

If you want the Finest Quality Reproduction together with Workmanship of the Highest Order your choice must be LEAK.

AS USED BY BROADCASTING CORPORATIONS THROUGHOUT THE WORLD.

LEAK "TL/10" AND "POINT ONE" PRE-AMPLIFIER.  
Cash Price £28/7/-, or sent for £4/10/- Deposit and 18 monthly payments of 30/-, carr. and crate free.

### LEAK DYNAMIC PICK-UP

Complete with two detachable diamond heads and transformer. Cash Price £20/19/9 or sent for £3 Deposit and 10 monthly payments of 40/- . Post and packing paid.

Delivery of all the above is from stock. We can also supply the LEAK F.M. TUNER, Wharfedale, Goodmans and Tannoy loudspeakers, etc., Connoisseur Variable 3-speed and Motors all other Quality Equipment on EASY TERMS. Please let us have your requirements.

NOW TRY THE NEW  
**REMINGTON SUPER 60**  
14 DAYS' LUXURY SHAVING FOR 5/-



SEND ONLY 5/-

(returnable Deposit) for 14-day Free Trial ... then 15/- balance after trial if satisfied and 8 monthly payments of 24/- (or 19/- if you send your old shaver).

Cash Price £9/17/11.

Here is the Supreme Shaving Instrument—the latest super-styled model, with larger effective shaving area. Double-insulated Built-in Motor. AC/DC 200/250 v. Immediate delivery in luxury Suede-finish presentation Case.

★ 40/- ALLOWED FOR YOUR OLD SHAVER—any make, any condition—if you buy a New Remington Super 60 after trial for Cash or Terms.  
Send for FREE BROCHURES.

The L·R·SUPPLY CO., LTD.,  
BALCOMBE · SUSSEX Telephone: Balcombe 254

# MUREX manufacture the 'SINCOMAX' MAGNETS used in DORAN GALVANOMETERS



Photograph of Galvanometer  
by courtesy of  
Doran Instrument Co. Ltd.

In this new galvanometer Murex 'Sincomax' Magnets are used to meet the need for low leakage, high-flux density and magnetic stability.




Write for Standard Magnets Booklet. Technical representatives always available for consultation and advice.

**MUREX LIMITED** (Powder Metallurgy Division)  
RAINHAM • ESSEX • 'Phone: Rainham, Essex 3322  
Telegraphic Address: Murex, Rainham-Romford Telex.

London Office: CENTRAL HOUSE, UPPER WOBURN PLACE, W.C.1. EUSon 8265

## A Sound Engineering Job



Frequency Range ( $\pm 2$ db.),  
30-18,000 c/s.  
Volume Range 50 db.  
Flutter <0.1%

The

**LEEVERS RICH**

Heavy Duty Magnetic Recorder  
Series C and Series D

Prices from £365 complete

Used by every major British Film Studio, BBC, NPL, Admiralty, etc., etc.

**LEEVERS-RICH EQUIPMENT Ltd.**  
78, Hampstead Rd., London, N.W.1. EUSon 1481



**S. G. Brown**

HEADPHONES  
FOR MARINE  
EQUIPMENT



Every seagoing vessel in this electronic age relies on Marine Communication Equipment.

Our contribution is a specialised range of reliable Headphones which provide ships' operators with the clearest possible reception of all signals—Morse or speech.

S. G. Brown provide Headphones and associated equipment for all known purposes.

Brochure "W" sent on request.

**S. G. Brown, Ltd.**

SHAKESPEARE STREET, WATFORD, HERTS.

Telephone: Watford 7241.

2

# Special Offers

EX GOVERNMENT

## CRYSTAL MICROPHONE INSERTS



NO TRANSFORMER REQUIRED FOR COUPLING. IDEAL FOR TAPE RECORDERS, ETC.

**36/-**

£3.10 per box of 25  
sample 5/-

PER DOZ.

CASH WITH ORDER.

CARRIAGE PAID.

## FLASH LAMP OR CYCLE BULBS

*Made by Premier British Manufacturers*

**2.5volt** .2 AMP. MES 11m/m      **3.5volt** .15 AMP. MES 11m/m

A HUGE PURCHASE ENABLES US TO OFFER THESE AT

**20/-** PER 100 (P-TAX PAID)

MINIMUM QUANTITY-100.

CASH WITH ORDER.

STOCK UP NOW FOR THE COMING SEASON



# SOMERS' LAMPS LTD

CROWN STREET, ACTON, W.3

Acorn 1928 & 3110

## WALMORE ELECTRONICS LIMITED

PHOENIX HOUSE, 19/23 OXFORD STREET,  
LONDON, W.1.

Telephone: GERrard 0522 Cables: Valvexpor


EXPORTERS OF RADIO, TELEVISION AND  
INDUSTRIAL TUBES, HAVE PLEASURE IN  
INTRODUCING THEIR BRAND



AND INVITE ENQUIRIES FROM BUYING  
AND CONFIRMING HOUSES EXCLUSIVELY  
FOR EXPORT

We wish to advise our many friends in the trade that we are  
unable to supply the home market and that all previous lists and  
quotations must be considered cancelled

## STEVENAGE RELAYS LTD



- Manufacturers of Type 3,000 relays with contacts and windings to customers' requirements.
- Impregnation, tropicalisation and high voltage insulation available.
- No used or second-hand materials employed.

For particulars apply:  
48 DOVER STREET, LONDON, W.1  
Grosvenor 1716

## The TELEX BAND 3 CONVERTOR

Type 921 (London) and Type 824 (Midlands)



- Suitable for all Normal Proprietary Receivers
- Self-Powered ● Stable Operation
- Easy Fitting for Customer-Installation
- Pre-Tuned to Band III Channel
- Uses Separate Band III Aerial or External Diplex

Retail Price: Type 921 9gns  
Type 824 to be announced

Full details upon request

**TELEMECHANICS LTD.**  
3 NEWMAN YARD, NEWMAN STREET, LONDON, W.1  
LANgham 7965 & 3534

INTRODUCING THE

## Rd MINOR Mk III HIGH FIDELITY AMPLIFIER

*Now with provision for radio,  
especially FM!*

With provision for radio the redesigned Mk III version of this popular design forms the basis of an extremely compact and inexpensive complete high fidelity system, ideal where cost or space is the primary consideration.

- ★ 40 mA spare power.
- ★ Enlarged and sectionalised O.P.T.
- ★ 'UL' type output stage (EL84).
- ★ 3 record characteristics.
- ★ Simplified p.u. matching.
- ★ 17.5 DB N.F.B.

PRICE COMPLETE: £14

Illustrated leaflet post free on request.

**ROGERS DEVELOPMENTS (ELECTRONICS) LTD.**  
116, BLACKHEATH ROAD, LONDON, S.E.10

Tel.: TIDeway 1723

# CITY SALE & EXCHANGE LTD

The High Fidelity Specialists

## AMPLIFIERS

Acoustical Quad II, with control unit .....	£42 0 0
Leak T.L.10, with point I pre-amp. 27 Gns.	
R.D. Jnr., with control unit .....	£26 0 0
R.D. Jnr. Mark II .....	£14 0 0

## GRAM UNITS

Garrard 301B Transcription Motor .....	£25 3 6
Connoisseur Variable 3-speed Transcription Motor .....	£27 2 6
Collaro 2010 .....	£18 11 11
Garrard R.C.1103 Speed Changer .....	£13 19 7
R.C. 80M Ditto .....	£17 19 6
R.C. 90M .....	£22 8 9
Garrard T.A. Unit, non-auto. ....	£11 13 7

## TUNER UNITS

Chapman AM/FM .....	£32 10 0
Chapman FM81 .....	£21 0 0
Armstrong FM .....	£21 0 0
Jason FM .....	£15 17 0
Sound Sales a-z FM Mark II .....	£19 5 0
Lowther Switch Tuned FM .....	£23 17 0

## PART EXCHANGE

arranged. Write or 'phone for offer. Cabinets made to order.

## RE-CONDITIONED GUARANTEED BARGAINS

Decca Decola Push-Pull Amplifier	£17 0 0
Decca P.A.6 Portable Case	£13 13 0
Leak T.L.12, complete with RC 7AU pre-amplifier	£22 0 0
R.D. Jnr. Amplifier, as new	£21 0 0
R.D. Williamson, complete with 5-valve pre-amp.	£17 0 0
Leak Vari-slope I Amplifier	£7 0 0
R.C. PA Pre-amplifier	£4 10 0
Acoustical Quad I Pre-amplifier	£5 0 0
Wharfedale 10 CSB Speaker with 2-3 ohms	£9 0 0
Hartley-Turner 215 Speaker	£7 10 0
Goodmans 12, heavy duty	£4 10 0
R.D. Jnr. Corner Horn, with Wharfedale W10B and side panels	£25 0 0
Sound Sales Phase Inverter	£12 0 0
Dynatron Ether Conqueror 12-valve Tuner and Amp.	£40 0 0
W.B. 10/12 Speaker in reflex cabinet	£9 0 0
Pye 8-valve II Waveband Push-Pull Radio	£27 0 0
Plessey 3-speed Autochange Gram Unit	£7 0 0
Garrard R.C. 80M Changer	12 Gns
R.C.A. Victor 45 r.p.m. Changer	£3 0 0
Connoisseur 3-speed Motor	£18 0 0
2-valve TRF Tuner	£4 0 0
Lowther D.4 6-valve TRF/Super-het Tuner	£15 0 0
Garrard R.C.60, 78 Changer	£4 10 0
E.M.G. Sweep-cut Filter	£3 0 0
Leak Ruby 78 Pick-up	£4 0 0
Wharfedale Bronze Speaker, 10in.	£3 0 0

## SPEAKERS

Lowther T.P. I Corner Horn	£96 0 0
G.E.C. Metal Cone Cabinet Speaker £8/15/- extra.	£12 10 0
Chaffey Corner Horn 8in. Speaker extra.	37 Gns.
Sound Sales 12in. Sand-filled Corner Baffle	£11 0 0
R.D. Jnr. Corner Horn	£18 17 6
R.D. Uniflex, with 12in. reflex cabinet	£18 7 6

## SPEAKER UNITS

Tannoy 15in., dual	£35 12 0
Tannoy 12in., dual	£29 5 0
Wharfedale Super 12 CS AL	£17 10 0
Wharfedale Super 8in. CS AL	£6 19 6
Wharfedale Super 3	£6 13 3
Goodmans Axiom 22	£15 9 0
Goodmans Axiom 150 Mark II	£10 15 0
Goodmans 102	£9 18 2
Goodmans 101	£6 12 1

## EASY PAYMENTS

with 20% deposit, and the balance over 18 months.

Write for our bi-monthly secondhand list.


93-94 FLEET STREET, LONDON, E.C.4

Phone: CENTral 9391/2

# RD JUNIOR

—“Designed exclusively for home High Fidelity systems”

CORNER HORN AND AMPLIFIER/CONTROL UNIT



Designed to form the nucleus of all but the most ambitious home high fidelity installations, the general performance of the RD JUNIOR is in keeping with the standard which has come to be expected of the modern high fidelity amplifier. It is, however, the many unique and novel features which have been incorporated in the design which distinguish it from its contemporaries and place it in a class apart, unrivalled by any other equipment approaching it in price. Outstanding amongst these features is the inclusion of an INDEPENDENT LOW PASS FILTER, virtually essential when dealing with worn records or bad radio transmissions, but normally only associated with the highest priced equipment. Exclusive features include "Impedance Plug" loudspeaker matching and the provision of four alternative Panel and Control Knob colours. Anticipating the use of an FM Unit a second radio input is provided, whilst the availability of ample spare power sockets the added expense of an additional power pack. An unusually high standard of materials and workmanship combine to provide absolute reliability. A factor reflected in the unconditional TWO-YEAR GUARANTEE covering both units

PRICE £26 COMPLETE

12-page Illustrated Booklet post free on request.

See Page 118 for details of the new RD MINOR Mk. II

Available from Specialist Dealers in London and the Provinces or, if in any difficulty, please apply direct. Agents in the majority of overseas countries. Trade and Export enquiries invited.

**ROGERS DEVELOPMENTS (ELECTRONICS) LTD.**  
 "Rodevco House," 116, Blackheath Rd., S.E.10. TIDeway 1723

Primarily designed to house the exceptional Goodmans Axiom 102 speaker, the Junior Corner Horn combines excellent bass response with virtually perfect treble diffusion to provide a standard of performance far superior to that suggested by its modest price. Compact in size it is the ideal reproducer for domestic use and the perfect companion for the RD JUNIOR amplifier.

BASIC PRICE, less speaker and side panels, £18/17/6 (carriage extra).  
 Louvred side panels £3 per pair. Goodmans AXIOM 102 £9/18/1 incl.  
 Illustrated literature post free on request.

**NO ORDINARY  
TAPE RECORDER**



CELSONIC

The Celsonic High Fidelity Magnetic Tape Recorder gives you precise reproduction with the advantages of: Superimposing device for recording words over music. Synchronising unit for converting silent films to "talkies."

Up to 4,920ft. of tape at one session.

Send for details of this unique instrument to:  
**EXCEL SOUND SERVICES LTD.** (Dept. W.D.V.),  
 Celsonic Works, Garfield Avenue, Bradford, 8.  
 Tel.: 45027.

Please PRINT your name and address.

CABINETS!!

Many and varied types (Table and Console) and Console Tape Recorder Types.  
**The 'BEAU-BUREAU' Type 'S' CONSOLE TAPE RECORDER CABINET**



Craftsman-Built Cabinet 33in. long, 33in. high, 16in. maximum depth, 11in. minimum depth, is most attractive; it incorporates storage space for spare spools, microphones, etc. Superbly finished in two-tone walnut veneer, highly polished, robust construction

Send for our cabinet list which gives details of this and many other types



Send for our current monthly bulletin of Replacement Radio/Radiogram chassis, Tape Recording equipment, etc.

Trade Only Supplied.

V.E.S. WHOLESALE SERVICES Ltd.

Dept (W.W.), 11, Gunnersbury Lane, Acton, W.3. Tel.: ACOrn 5027

KAYE'S for RELAYS

**B.P.O. 3000 and 600 type to your specification**

Coils up to 100,000 ohms. Tropical Baked or Vacuum Impregnated. Component parts and/or coils supplied separately. Prototype relays made, if required.

Please may we have your enquiries NOW!

Contact Blanks supplied to order

•

Key switches and Telephone Equipment

KAYE ELECTRICAL MANUFACTURING CO.

Havelock Works, Havelock Place, Harrow, Middlesex.  
**HARROW 1432**

# Hear it all!



Not every owner of LP records is hearing all that they contain —not by a very long way. Burnett James's book aims to put this right. He strongly believes that the best method of reproducing from disc is by building up a personal assembly from available components. This book is an aid to their selection, an examination of their assembly and their "matching."

Burnett James is ready to recommend specific products and to say what, in his opinion, is the best and most suitable equipment for specific needs, thus permitting the listener to relate his ambition to his pocket. The few shillings you pay for **Hi-Fi for Pleasure** will give you in return the best advice on LP reproduction, and can easily save you pounds.

BURNETT JAMES' 9/6

Guide to Equipment net

HI-FI FOR PLEASURE

Obtainable through all bookshops  
 PUBLISHED BY PHOENIX HOUSE LTD.  
 38 William IV Street, London, W.C.2

## PARKER'S SHEET METAL FOLDING MACHINE

Heavy Vice Model. Capacity 18 gauge M.S. x2ft. wide. Forms angles, channels. End folding attachments for radio chassis, tray or box making.  
 Weight: 22lb.  
 Price 55/- Attachments 1/6 per ft.  
 Carriage 4/- Carriage, if with attachments, 5/6.  
 Also 18in. Model. Handles 16 gauge M.S. Price 55/-.

## PARKER'S SHEET METAL HACK-SAWING TOOL

This device makes it possible to hack-saw light or heavy gauge M.S. sheet metal with great accuracy. Suitable also for Aluminium, Asbestos, Plastic, Fibre, etc. No distortion or curling of either half of the metal. All shapes (excluding circles) may be produced and strips as narrow as 3/32in. can be cut.  
 Bars are spring loaded and open to distance of approx. 1in. The Tool is supplied with special Sheet Saw fitted with standard 12in. hack-saw blade which can be replaced when worn or changed to suit different materials. Floor model. No bolting. 2ft. capacity. Complete £3/15/- Carriage 8/-.  
 Machines guaranteed. Send for details.

A. B. PARKER

WHEATCROFT WORKS, WELLINGTON STREET, BATLEY, YORKS. Tel.: Batley 426

W. O. PRESCOTT LIMITED

MEASURING INSTRUMENT REPAIR SERVICE

Quick repair of all types of Industrial Instruments


- ★ Ammeters—Voltmeters
- ★ Ratiometers—Pyrometers—Pressure Indicators
- ★ Insulation Testers—Bridge Meggers
- ★ Synchrosopes—Power Factor Meters
- ★ Frequency Meters—Phase Failure Meters
- ★ Test Sets: British, American and Continental
- ★ Recording and Controlling Apparatus:

A.I.D. and A.R.B. Approved:  
 Authorised Repair Station for The Hickok Electrical Instrument Co., Cleveland, Ohio.:

Contact us at:— 28/31, Cowcross Street,  
 LONDON, E.C.1. Telephone: CLE. 6783

Detailed Brochure available on request





**FM RECEIVER/TRANSMITTER BC 659**

Frequency range 27.0-38.9 Mc/s together with plate supply unit PE 117. Unused. With all valves but no crystals supplied, £20 each.



**MICROPHONES & RECEIVER HEADGEAR**

Assy. No. 2 (ZA 2905) consisting of 100 ohms impedance MC headphones, Tannoy highpower microphone. 18/- each.

**RECEIVER/TRANSMITTER BC 620**

Frequency range 20.0-27.9 Mc/s together with plate supply unit PE 117. Unused. With all valves but no crystals supplied, £18 each.



**JOHNSON'S SPLIT VARIABLE CONDENSER**

Type 100 FD20, 100 pF, 2,000 v. 11/- each.



**BAND SPREAD COILS** for H.R.O. receivers, all amateur ranges, tested, £2 10s. 0d. each. Ditto, but general coverage, 35/-.

**HALLICRAFTERS Vibrator-Dynamotor Power Unit.** Input 12 v. output 250 v. 70 mA. D.C. and 350 v. 165 mA. D.C. Brand new in original overseas packing. Ideal for mobile transceivers. Price £3 0s. 0d. Carr. 15/-.

**WILCOX-GAY Crystal Multipliers**, type MI194684 for R.C.A. Transmitter, type E T 4336, including (1) 807 valve. Brand new £2 5s 0d. Carr. 15/-.

**GOVT. SURPLUS VALVES.** New—original box—tested. RK60 15/-, T21 8/-, VR53 6/6, VT120 3/3, VT238 3/3, ID8 6/6, IE7 5/-, IG4 6/-, IQ5 7/-, IT5 7/-, 2X2 4/6, 3A8GT 4/6, 5Z4 8/-, 6A3 8/-, 6K7GT 5/-, 6N7 5/9, 6Q7GT 8/3, 6SA7 7/6, 6SC7 7/-, 6SK7 5/6, 6SR7 8/-, 6SS7 7/-, 7C5 7/6, 35Z4 7/6, 866A 14/-, 1613 (6F6) 6/6, all post free.

**J. P. ELECTRIC**

MAIL ORDER DEPT.

156 ST. JOHN'S HILL · LONDON · S.W.11.

**MODERN ELECTRICS LTD.**

164 Charing Cross Road, London, W.C.2.

Tel.: TEMple Bar 7587. Covent Gdn. 1703.

Export enquiries welcomed.

Immediate delivery from stock.

Cables: Modcharex, London. Prompt attention to post orders

**TAPE RECORDERS**

GRUNDIG TK12 ...	70 gns.
GRUNDIG TK5 ...	45 gns.
GRUNDIG TK819	95 gns.
GRUNDIG TK820/3D	98 gns.
FERROGRAPH 2A/N	76 gns.
VORTEXION 2A	80 gns.
VORTEXION 2B	£99

The following Recording Tapes are available from stock. 1,750ft. 1,200ft. 600ft.

**FERROGRAPH** £3 3/-

FERROGRAPH	45/-	26/9
GRUNDIG BASF	40/-	25/-
SCOTCH BOY	35/-	21/-
EMI 77	48/-	—
EMI 88	35/-	21/-
AGFA	37/6	22/6
GEVAERT	35/-	21/-
PURETONE	20/-	—
FEROVOICE	32/6	—
SOUNDMIRROR	30/-	—

Long Playing Tapes now in stock.

**RECORD REPRODUCING EQUIPMENT**

**COLLARO TRANSCRIPTION**

Model 2010PX	£19 9 0
RC54	£13 17 0
554 Unit	£9 7 0

**GARRARD UNITS**

RC80M AC	£18 7 8
RC80M AC/DC	£26 3 5
301 Transcrip	£26 8 3
Type TA/AC	£11 6 7
T <sub>2</sub> type TA/B with Decca heads	£14 18 6

**CONNOISSEUR**

Variable 3 speed	£28 11 0
------------------	----------

**SPEAKERS**

**PLESSEY**

12in. 15 ohm	£1 16 0
--------------	---------

**W.B. STENTORIAN**

HF.610	£2 10 6
HF.810	£3 0 6
HF.912	£3 9 6
HF.1012 tapped coil, 3 7.5 or 15 ohms	£4 17 6

**GOODMANS**

Axiom 150 Mk. II	£10 15 9
Axiom 102	£9 18 2
Axiom 101	£6 12 1
Axiom 22	£15 9 0

**WHARFEDALE**

W 15CS	£17 10 0
Super 12CS/AL	£17 10 0
W12CS	£10 5 0
Golden 10 CSB	£8 6 7
Super 8CS/AL	£6 19 11
Super 3	£6 14 3
Bronze 10in.	£4 12 9
Bronze 8in.	£3 6 8
W.B. Crossover Unit	£1 10 0
W.B. Tweeter Unit	£4 4 0
Kelly Ribbon Tweeter	£12 12 3

**TEST EQUIPMENT**

**AVO**

Model 8	£23 10 0
Model 7 (latest)	£19 10 0
Uniminor Mk. II	£10 10 0
Electronic Meter	£40 0 0
Wide Band Sig/Gen.	£30 0 0
Valve Characteristic Meter Mk. III	£75 0 0
D.C. Minor	£5 5 0
10kV Multiplier for Model 8	£3 5 0
Carrying Cases for Models 7, 8 and 40	£3 0 0

**ADVANCE**

H.1 (Sig/Gen.)	£28 0 0
E.2 (Sig/Gen.)	£32 10 0
P.1	£22 5 0

**COSOR**

Oscilloscope 1035	£120 0 0
Oscilloscope 1052	£104 0 0
Volt: Calibrator 1433	£18 5 0

**TAYLOR**

All new Taylor Test Gear in stock.

**PICK-UPS**

**ACOS HGP2J** ..... £3 8 8

**DECCA**

X.M.S Magnetic	£6 9 5
----------------	--------

**CONNOISSEUR**

Super L weight	£9 9 11
Spare Heads	£3 7 10

**COLLARO STUDIO**

Type O or P	£3 14 8
-------------	---------

**LEAK PICK UP**

With Diamond Stylus	£13 16 5
---------------------	----------

**FERRANTI**

With L.P.	£25 10 2
-----------	----------

**MICROPHONES**

**ACOS**

Mic 22 (Crystal)	£4 4 0
Mic inserts for above	£1 0 0
Mic 33-1	£2 10 0
Mic 35-1 (Crystal)	£1 5 0

**LUSTRAPHONE**

MJC High Imp.	£5 15 6
LFV59 Dynamic	£8 18 6

**RESLO**

URA Ribbon	£7 5 0
RVA Ribbon	£9 0 0
VMC (low imp.)	£6 0 0

**FILM INDUSTRIES**

Ribbon	£8 15 0
--------	---------

**MICROPHONE STANDS**

Floor, 3 extensions	£3 12 6
Table Stand	£1 5 0

**LEAK AMPLIFIERS**

TL.10 complete	£28 7 0
Point 1, TL.12	£28 7 0
Point 2, TL.25	£34 7 0
QUAD, Mk. II	£42 0 0
MULLARD	£18 18 0
E.A.R. 4 watt	£9 9 0
TRIX 4 watt	£16 10 0

**ALL GARRARD, CONNOISSEUR, DECCA and COLLARO HEADS SAPHIRE and DIAMOND STYL: for the above HEADS NOW AVAILABLE**

# RADIO TRADERS LTD.

23 WARDOUR ST., LONDON, W.1. (Coventry Street end)

Phone No. GERard 3977/8

Grams: "Radiotrade"

### BARGAIN OFFER OF BATTERIES

4½ v. Heavy Duty Bell Battery. Size 6½ x 4½ x 2½ in.	4/6
72 v. H.T. 1.5 v. L.T. Size 6 x 5 x 1½ in.	5/6
150 v. H.T. Size 2½ x 5½ x 1½ in.	5/6
67½ v. Size 2½ x 1½ x 3½ in.	6/5

All batteries sealed and unused. All plus 1/6 post and pkg. Special reduction for quantities.

### ELECTROLYTIC CONDENSERS

16 mfd. 375 v., 2/- each	21/-	Per doz.
16 x 24 mfd. 350 v. 2/6 each	27/-	
20 x 20 mfd. 775 v. 2/3 each	24/-	
24 mfd. 350 v. 1/6 each	15/-	
24 mfd. 450 v. 2/3 each	24/-	
Condenser Clips for above	3/6	

### BIAS CONDENSERS

50 mfd. 12 v. Single Hole Fixing 1/- each	10/6
100 mfd. 6 v. Tag End 10d. each	9/-
100 mfd. 25 v. Tag End 1/3 each	12/-

### BLOCK PAPER CONDENSERS

4 mfd. 400 v. D.C. 3/6 each. Many other types in stock. Your enquiries invited.

MIDGET MICA CONDENSERS. .0001, .0002, .0003, .0004, .0005	5/-
200 Assorted Poulde Micas. Popular Values	£2 10 0
200 Assorted Silver Micas. Popular Values	£2 10 0
200 Assorted Carbon Resistors: ¼, ½ and 1 watt. Good selection	£1 10 0

### SPECIAL OFFER

0.1 mfd. 12,000 volts test Mansbridge Condensers. Height 6½ in. Width 3½ in. Depth 2½ in. Fixing Centres 4 in. Plus 1/- post ... 5/6

### PAXOLIN SHEET

18 x 4½ x 1/16 in., 1/- each; 10 x 10 x 1/16 in., 1/6 each; 20 x 10 x 1/32 in., 1/6 each; 20 x 10 x 1/16 in., 3/- each.

### RESISTORS

Carbon ½ watt 2/6; ¼ watt 3/-; 1 watt 4/-; 2 watt 6/- per doz. WIRE WOUND AND VITREOUS. 5-watt 1/6; 10 watt 2/6; 15 watt 3/-; 20 watt 3/6 each.

HIGH STABILITY. ½ watt 5% 6d.; ¼ watt 5% 9d.; 1 watt 5% 1/3 each. A few values in 1% and 2% still available.

ALL ORDERS FOR RESISTORS C.O.D. PLEASE AS WE CANNOT GUARANTEE TO STOCK ALL VALUES.

W.W. V/CONTROLS. ALL WELL-KNOWN MAKES. Pre-set 2/6 each. Spindle types 3/- each. Values from 5 ohms to 50k.

V/CONTROLS WITH SWITCH 5k, 50k, ½ meg., 1 meg. .... 3/6 each V/Controls Less Switch. Most values spindle and preset ..... 2/- each

### METERS

0-300 mA. 2½ in. Flush Mounting. Brand new. Guaranteed 8/6 each	
0-500 mA. 2½ in. Flush Mounting. Brand new. Guaranteed 10/6 each.	

TWIN GANG 3.0005 Leis Trimmers ..... 6/6 each

4-Way push button units 2/6 each ..... 27/- doz.

Push Button Knobs ..... 3/- doz.

TAG STRIPS: 3-way 7/-; 4 way 2/6; 5 way 3/-; 7 way 4/-; 29-way 12/- doz.

SLEEVEING. 2 mm. 2/6; 3 mm. 3/6; 4 mm. 4/6; 5 mm. ... 5/6 per doz. yd.

POINTER KNOBS. Small black with white line, standard ¼ in. spindle ..... 7/6 doz.

WANDER PLUGS. Red and Black ..... 2/- doz.

PHILIPS TRIMMER TOOLS. 1/- each ..... 10/6 doz.

BELLING-LEE. 1356 fuse holders ..... 2/6 each

WEARITE COILS. PA4, PA4, PA5, PA5, 1/3 each ..... 12/- doz.

VALVE HOLDERS. Moulded B7A 7/6; B7G 6/-; Int. Oct. 9/-; Eng. Oct. 4/6 doz.

VALVE HOLDER FITTED WITH LOWER CAN 1/6 per doz. extra

Screening Cans for B7G and B9A ..... 6/- doz.

Paxolin V/H Int. Oct. B9A, B7G 5/- per doz.; Eng. Oct., 5-pin, 7-pin ..... 3/- doz.

STANDARD SCREENING CANS 3-piece 1/- each; Spring loaded BELLING-LEE PLUGS AND SOCKETS, 5-pin 1/9; 7-pin 2/-; 10-pin ..... 2/6 each

AIR SPACED TRIMMERS 5, 10, 15, 20, 25, 50 and 75 of pre-set and spindle types 2/- each ..... 21/- doz.

PYE PLUGS AND SOCKETS 1/6 per pair, "Tee" pieced ..... 1/9 each

GROMMETS 1 grs. assorted grommets ¼ in. to 1 in. .... 8/6 gross

POST OFFICE LAMP JACKS No. 10 1/- each ..... 9/- doz.

Lamp covers for same ..... 3/- doz.

BULGIN P73 3-pin plugs and sockets, and P74 2-pin plugs and sockets are now available.

OUTPUT TRANSFORMERS. Multi-ratio, 5/- each; Pentode or power ..... 4/- each

DRUM DRIVES, 3½ in. .... 1/- each

WESTECTORS, WX5, WX12, W12, W4, 1/- each ..... 9/- doz.

ARCOLECTRIC (Whitney Lamp), Red, Green, Clear, 1/5 each ..... 15/- doz.

SIGNAL LAMP HOLDERS. Panel mounting, complete with adjusting lampholder, 2/- each ..... 21/- doz.

NUTS 8BA 3/-; 6BA 2/6; 4BA 3/-; 2BA ..... 4/- per gross

SOLDER TAGS 2/6 per gross; Shakeproof Washers ..... 2/- per gross

JONES PLUGS AND SOCKETS. 4-pin 2/6; 6-pin 3/-; 8-pin 3/6; 10-pin 4/-; 12-pin ..... 6/- pair

CASH WITH ORDER OR C.O.D. ALL ORDERS DEPT.W.1

ALL ORDERS FOR LESS THAN £2 ADD POSTAGE


We invite your enquiries for items not listed

Trade Counter open 9 to 6 Monday to Friday

Callers Welcomed

WHOLESALE, MANUFACTURERS' AND EXPORT ENQUIRIES INVITED

# MOTEK



TWO SPEED—SIMPLE PUSH BUTTON CONTROL

## THE NEW K6 UNIT

List Price **19 GNS.**

SEE AND HEAR IT AT YOUR LOCAL DEALER

## MODERN TECHNIQUES

138-144 Petherton Road, London, N.5

Tel.: Canonbury 5896

## "KNOB LOCK"

The ideal method of locking panel mounted controls. Positive guard against vibration, etc.

This development of our popular pre-set control lock is finished in black plastic and embodies control knob and instantaneous finger-tip locking knob.



Send for List No. 52


SUTTON COLDFIELD ELECTRICAL ENGINEERS

REDDICAP TRADING ESTATE, SUTTON COLDFIELD.

Phone: SUT. 5666.

Great Britain's Valve Mail Order House

**SALE**  
2000  
VALVES



from **2/-**

AC6 Pen	8/6	KT32	10/6
ACSP3	11/6	KL35	11/-
ATP4	5/6	KT61	12/6
ARP4	5/6	K172	10/-
ARF5	8/-	KT74	10/-
ARP12	7/-	KTWH2	8/6
D41	8/6	KTW73	10/3
D63	8/-	KTW74	10/3
DD41	9/6	KTZ41	11/6
DE73	10/6	KTZ63	8/6
D12	9/6	L13	10/6
D163	10/-	L55A	10/-
D174	10/-	L55B	10/-
DDT4	11/6	MSPen	5/-
DUT13	11/6	N14	8/6
ECC31	12/6	NR45	12/-
ECC34	3/-	P2	3/-
ECL80	12/6	P41	8/-
EC31	12/6	P215	2/-
EP22	9/6	PD220	12/-
E12	11/6	PM12M	5/-
EL32	9/6	Pen25	9/6
EL35	11/-	Pen46	10/6
EL50	7/-	Pen229	9/6
H63	3/-	Pen1340	10/6
HL4	10/-	PenDD 2330	10/6
HL13	9/6		
HL23	7/6	PenDD 1350	10/6
HL41	8/-		
HL41DD	10/6	PX230	5/-
HL133DD	8/6	QP22B	10/6
HL1320	9/6	RB	10/6
HLDD1320	11/-	SP2	5/6
		SP41	10/-

Post 3d.  
Please enclose for any numbers not listed.

X81	10/6
X63	10/-
X71M	9/-
X73	11/6
Y63	8/-
Y74	9/6
O1A	3/-
1H6	3/-
1L5	5/6
1LN5	5/6
2A3	10/6
2A6	10/6
2A7	8/6
5T4	12/10
6A3	10/6
6A7	11/-
6A9T	15/-
6AK5	10/-
6AK6	9/6
6AK7	10/6
6E5	11/6
6F32	6/6
6X4	10/-
7B8	10/6
7C7	9/6
7V7	10/6
9D2	6/6
10D1	11/6
11D5	5/6
12A	9/6
12C7	9/6
12F5	6/6
14B8	10/6
24	11/6
31	10/6
32	3/-
39/44	10/6
46	10/6
50Y6	10/6
50Y6	10/6
71A	2/-
81	10/6
84/624	9/6
804H	15/6
802	20/6
852	7/6
866A	10/6
884	20/6
933	2/-
954	6/6
957	12/6
11Z6	7/6
1299A	7/6
1623	9/6
1904	10/6
3006	7/6

**DEMOBBER VALVES ANNUAL 2/6**

Giving equivalents of British and American Service and Cross Reference of Commercial Types with an Appendix of B.V.A. Equivalents and Comprehensive Price List. We have still some Valves left at very old Budget Rates (33%) which are actually sold at the old price. (1951 rates.)


**PIFCO**



All-in-one Radio-Receiver A.C./D.C. Feeds everything in Radio. Complete with Test projs. Still

**29/6**

New price 32/6. Post 1/6.



**UN QUE SERVICE**



**SERVICE SHEETS**

The ones you require enclosed if available in a dozen assorted for our best choice. 10/6

**SALE shop soiled METERS**

Fernant Universal	£6
E.I.C. Universal	25
Taylor 110B	29
U.S.A. Triplet	29
AVO 40	216

**RADIO BULLS VALVES**  
246 HIGH ST. HARLESDEEN NEW RP

**U.S.A.F. Throat Microphone**  
Genuine U.S.A.F. Type T-30-Q. Gives distinct voice reproduction for aircraft or amateur radio broadcasting. Consists of two microphones mounted on rubber neck-piece and elastic neck band. Operates between 100 and 300 ohms. worth 2 dollars. Unrepeatable. Only **5/-**

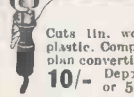
**B.T.H. GERMANIUM CRYSTAL**

Diode. Complete with Blue print and operating instructions. **2/-**

**ROD ANTENNAS**

lit. sections interlocking and extending. copper plated steel. **BARGAIN. 2/6**

**Self-Powered ELECTRO SAW**



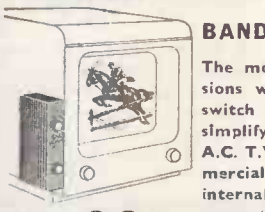
**You Plug in - IT SAWS!**

Cuts lin. wood, also metal and plastic. Complete with 4 blades and plain convert'g. to saw jig. **10/-**

Depos. 5 mthly of 10/8 or 56/- cash Post 1/-



**5 Blade 9" SAW KIT**  
A compact unit of saws. One for every job. SPRING STEEL Tempered and Hardened. Wood Saw, Pruning Saw, Tenon Saw, Key Hole. Metal Saw. Post 1/- In presentation holder.



**BAND III CONVERTOR**

The most simple of all conversions with station selection by switch control. Designed to simplify conversion of Band I. A.C.T.V. receivers for new commercial programmes without internal alteration. Just connect convertor externally, switch on and select programme. Finished in silver grey. Complete £7/10/-

or Deposit & 6 mthly of 24/- **30/-**

**Do you want V.H.F. and 3D Sound ?**

Easy to fit and instal components to make your Radio as modern as this year's models.

Fit one or more TSL hi-fi electrostatic speakers to your set and get that all around, balanced, high quality 3D sound. Capture the beyond-aura-range sounds in the very high frequencies of the sound spectrum. These speakers with the GOLD coated diaphragms are an absolute MUST for FM reception, high quality L.P. recordings and television sound reproduction. Their output from 8 to 20 Kc/s is plus 16 dB over their nominal response at 3 Kc/s. Can be fitted to any Receiver, Radiogram or T.V. Receiver.




TYPE SH 100

- TYPE LSH 75 for single ended output and small push-pull amplifiers ..... **12/6**
- TYPE LSH 518 High output wide angle model for medium power amplifiers ..... **17/6**
- TYPE LSH 100 High power diffused model for ALL classes of amplifiers ..... **21/-**

(None of the above prices is subject to Purchase Tax.)

**NO INTERFERENCE**

The TSL FM/VHF unit will transform your present radio receiver or radiogram and enable you to hear radio under absolute perfect conditions free of interference from ignition, electrical apparatus heterodyne whistles or static. Laboratory designed, the TSL Adaptor is self powered and only one connection is required to turn your old AM set into a modern VHF Receiver.



**Specification.** The TSL FM/VHF tuner contains 6 valves and 10 tuned circuits. Grounded grid R.F. stage, additive mixer, two high gain I.F. Stages, ratio detector stage and rectifier. A Magic Eye indicator is available at a small extra charge.

**Sensitivity.** 0.9 MV. This extreme sensitivity enables this unit to be used up to 120 miles radius from FM Transmitters operating on VHF.

**Signal to noise ratio.** Better than 30 dB for input of 1.8 microvolts.

**Radiation.** At extreme minimum and is lower than any other available equipment.

**Tuning Drift.** Negligible due to all capacitors and resistors being high stability type.

**Bandwidth.** Design enables unit to receive absolutely free from distortion audio range from 15 to 20,000 cycles.

**Output.** Up to 40 volts r.m.s. available depending on input signal.

**Frequency Coverage.** 85 to 101 mcgocycles.

This unit can be supplied complete for £13.15.0 (incl. P.T.) completely valved and aligned. Alternatively, all essential components are available for home construction to build this unit to published specification.

Ask your Local Retailer or in case of difficulty write, call or phone:-

The NEW "TRANTESTA"  
for  
FLY-BACK &  
IRON-CORE  
Transformers

**14 GNS.**  
net

**ORDER NOW!**

FROM YOUR WHOLESALE



Provides an immediate and positive check of fly-back and most iron cored transformers either in or out of the set. Tests continuity of wiring revealing even one shorted turn. Indispensable to the Television Service Engineer and Research Technician.



**FARNELL INSTRUMENTS LTD.**  
15 PARK PLACE · LEEDS 1 · Phone-Leeds. 32958/9

**New DE-STAT**  
MARK II RECORD CLEANING KIT

Introduces for the first time in this country, anti-static in an aerosol spray dispenser. DE-STAT, the answer to the dust problem, is now applied to records by pressing a button. Combined with a specially designed cleaning pad full protection of your records and first class reproduction are assured.



Complete Kit as illustrated with stand and instructions 18/6d. each.

Aerosol spray DE-STAT Dispenser as a separate item 7/- each.

★

Obtainable from your Local Dealer or cut out the Coupon below:—

**POINT STUDIOS (ACOUSTICS DIVISION),**  
122, WARDOUR STREET, LONDON, W.1.

Please send me (Delete items not required.)

- ..... DE-STAT KIT/3 @ 18/6 each
- ..... DE-STAT DISPENSER/S @ 7/- each

OR FURTHER INFORMATION ON ABOVE

I ENCLOSE P/O/CHEQUE FOR .....

NAME..... ADDRESS.....

W.2

Just published:

**FUNDAMENTALS OF ELECTROACOUSTICS**

By F. A. FISCHER

Fernmeldetechnisches Zentralamt, Darmstadt. Translated by STANLEY EHRLICH, Raytheon Manufacturing Co., Waltham, Mass., and FRITZ PORDES, U.S. Navy Underwater Sound Laboratory, New London, Conn.

**CONTENTS:** Electric and Mechanical Oscillations. Forces Exerted on Matter by Electric and Magnetic Fields. Electroacoustic Energy Conversion Principles and Their Basic Laws: Transducers with Electric and Magnetic Fields. Systematic Presentation of Electro-acoustic Transducers. The Differential Equations of Electro-acoustic Transducers. Electric and Acoustic Impedance of Transducers. The Radiation of Sound. The Efficiency of a Transducer as a Sound Source. The Sensitivity of a Transducer as a Sound Receiver. Broad-band Transducers. Electromechanical Coupling. Transducers Employing Electric Resistances. List of Symbols, Terms and Units. Bibliography.

1955. 5½ x 8½. 198 pages, 102 illus., 5 tables. 45/-.

**INTERSCIENCE PUBLISHERS LTD.**  
88-90 Chancery Lane, London, W.C.2.

**CONES?**

We are specialists in Cones of every description and can meet your requirements from our large and varied range.

- ROUND, available in all sizes.
- ELLIPTICAL, 6 x 4, 8 x 5 9 x 6.
- SUSPENSION AND CENTRE RINGS. Large range available in flat and cup types.

**BAKALISED MICROPHONE DIAPHRAGMS** and all types of **PRESSURE UNITS.**

We would be pleased to discuss and advise on your individual loudspeaker problems.

**MODERN ACOUSTICS LTD.**  
MANOR WAY + BOREHAM WOOD  
HERTS. ENG. Telephone-EL5tree 3636.

★ ★ ★ SUPERIOR RADIO SUPPLIES ★ ★ ★

**SUPERIOR BUREAU**



An elegant cabinet in richly figured walnut veneer, internal panels in polished sycamore. A drop front lid covers a sloping, uncut control panel (14in. long x 10½in. high) alongside which is an uncut base-board (17½in. long x 13½in. back to front). The inside of the drop front lid is panelled in beige leatherette. In the lower part of the cabinet are two large storage cupboards (13½in. high, 7½in. wide, 16½in. deep). The lid and cupboard handles are in chased Florentine bronze. Overall dimensions (33in. high, 34in. long, 16½in. deep). Price £17. Plus 15/- carr. Send for Cabinet Leaflet.

**DULCI BAND 3 T.V. CONVERTER**

TYPE I. K.O. PATENTS

A complete self-contained unit, suitable for converting all makes of T.V. Housed in a polished wood cabinet size 7in. x 10in. x 5½in. All channels are iron core tuned with pre-set adjustments. Input signal equalising is provided. Valves Z77, Z77, 12AX7, 6X4. Power supply, A.C. mains 200/250 volts. Service data available on request. Price £9/9/-. Plus 3/6 post and packing.

**F.M. AND A.M./F.M. CHASSIS**

Send for details of the latest types of High Quality V.H.F. Tuners and Amplifiers suitable for Band 2. Also, complete 4 Wave-Band 9-Valve Push-Pull A.M./F.M. Quality Radiogram Chassis.

**DISC PLAYERS**

Specially designed for the Hi-Fi enthusiasts and home constructor. These Disc Players consist of the latest Three-speed Automatic Record Changer, complete with crystal turn-over pickup-head for long playing and standard records. This unit is mounted on a Sycamore veneered base which is complete with fitted mains lead, and screened pick-up lead, ready for connecting up. Brand new and boxed. Price £10/16/-. Plus 5/- post and packing.

**"The SUPEREX 55" ATTACHE PORTABLE**

BUILDING COST £7/15/-. Plus 3/6 P.P.



- Really outstanding quality.
- Four Valve Battery Superhet.
- Long and Medium Wave-lengths.
- Perfect Reception in All Areas.
- Rexined Cabinet 10½ x 8½ x 5in.
- Very simple Construction.

Send 1/6 for "Superex 55" Construction Booklet.

TERMS: Cash with order or C.O.D. Extra charge for C.O.D. U.K. and N. Ireland only.

**PERSONAL SHOPPERS WELCOME**

Shop open 9 a.m. to 6 p.m. Monday to Saturday, 1 p.m. Thursday.

(W.W./D.) 37 HILLSIDE, STONEBRIDGE, LONDON, N.W.10. Tel.: ELGAR 3644

**VALVES**, ex W.D. New 807 4/-. 5U4 6/6. EFSO 5/-. SP61 3/6. 100 yds. fine braided **COPPER WIRE**, wound on fishing rod type reel, 3½in. x 1½in. 6/6.  
**RHEOSTATS**, 12 v. 1 a., 2/6. 12 v. 5 a., 10/6.  
**NEW AC/DC MOTORS**, 24 v. 2 a. 6 x 2½in. Spindle 1 x ½in., 18/6.  
**NEW FREQUENCY CRYSTALS**, 10/6 each. Lists sent on request.  
**MAINS TRANSFORMERS**, Input 200/240 v. Output 350-0-350 or 250-0-250 volts 80 mA, and 4 anc 6.3 v. 4 a. and 4 and 5 v. 2 a. Price 21/6. Input 200/240 v. Output tapped 3, 4, 5, 6, 8, 9, 10, 12, 15, 18, 20, 24, 30 volts, 2 amp., 21/6. Output 17-11-5 volts 5 amp., 22/6. Output 17-11-5 v. 1½ a., 16/6. 6.3 v. 2½ a., 8/6. All with one year's guarantee.  
**D.P.D.T. RELAYS**, Operate at 230/300 volts D.C., 8/6. We can supply any type of voltage and contacts at varying prices.  
**NEW SELENIUM RECTIFIERS**, F.W. 12.6 volts 3 amps., 14/6; 4-amp., 23/6; 6 amp., 30/-; 1 amp., 8/6; 12 v. 100 mA., 3/-; H.W., 250 v. 100 mA., 9/-; 250 v. 275 mA., 17/6; 250 v. 60 mA., 6/6.  
**GERMANIUM or SILICON CRYSTAL DIODES** 3/9.  
**M/C MICROPHONES** with matched Trans., 15/6.  
**NEW ELECTROLYTIC CONDENSERS**, 60-250 MFD. 275 v., 10/6.  
**TR1196 TRANSMITTER SECTION**, New and complete but less valves. 4.6-6.8 Mc/s. Easily converted, 15/- With valves TT11, EL32, EFSO, £2. Circuit included.  
**L.R. ARMY HEADPHONES** 9/6.  
**TIME DELAY RELAYS**, We specialise in units giving varying time constants. Please send us your requirements or problems.  
**FISHING ROD AERIALS**, Set of 3 7/6, set of 2 5/-. Plus 1/6 rail charge.  
**VCR97 TUBES**, Brand new, in original crates, picture tested, 45/-.  
**SPECIAL OFFER SELENIUM RECTIFIERS**, 12 v. 16 amp., full wave, 50/-.  
**CARBON TWIST DRILLS**, Set of 9, 1/16 to 3/16, or 1/16 to ¼ set 7, 3/6.  
**MINIATURE RELAYS**, 10 amp. Silver Contacts, 12 or 6 v. D.C. Types S.M. 7/6, S.M. or B. or S.C.O., 8/6. Post paid.  
 All Carriage Paid in the U.K. from Dept. W.W.

**SPECIAL OFFER G.E.C. 8in. EXTENSION SPEAKERS** in polished wood cabinets fitted with volume control. List price £5/19/6. Our price £3/10/-.

No. 19 **POWER UNITS**, Mk. III, with 2 rotary transformers. HT31 and HT32, £3.

Carriage on above items extra Lists gladly sent on request.

**THE RADIO AND ELECTRICAL MART**

309, HARROW ROAD, WEMBLEY, MIDDLESEX, nr. THE TRIANGLE  
 Phone: WEMBLEY 6655



(REG. TRADE MARK)

**STEREOPHONIC HEADS**

For reproducing the recently announced "Steresonic" Tapes

We have pleasure in making available further technical details of these units.

They are suitable for recording and playback of either "Steresonic" or single half-track and full track recordings. Easily fitted to existing Bradmatic tape desks by replacing the normal two contact mounting stem with a special type supplied with the head.

**Technical Details:**

High Impedance ..... 14,000 ohms at 10 KC.  
 Inductance ..... 450 M.H. at 1 KC.  
 Playback output from 3 Kc/s. peak recording level...2.6 M.V.  
 Reversible gaps—normal two screw fixing and adjustment.  
 Uses our standard screening cans.

Price **£14.10.0** each

Write for details. Private or Trade supplied.

**BRADMATIC LIMITED**

**Station Road, Aston, Birmingham 6.**

Telephone: East 2881-2. Telegrams: Bradmatic, Birmingham

SELENIUM RECTIFIERS

Table with columns for L.T. Types, H.T. Type H.W., and F.W. Bridge Types. Lists various models and their specifications.

CO-AXIAL CABLE. 75 ohms in., 9d. yard. Twin screened feeder, 11d. yard.

SILVER MICA CONDENSERS. 5, 10, 15, 20, 25, 30, 35, 50, 100, 120, 150, 180, 200, 230, 300, 330, 400, 470, 500, 1,000 pfd. (.001µF), .002 mfd. (2,000 pfd.). All at 5d. each, 3/9 dozen one type.

DIAL BULBS, M.E.S., 8 v. 0.2 a., 6/9 doz.; 6.5 v. 0.3 a., 6/9 doz.; 4 v. 0.3 a., 5/9 doz.

ELECTROLYTICS (current production). NOT ex-Govt.

Table with columns for Tubular Types and Can Types. Lists various electrolytic capacitor models and their specifications.

VOLUME CONTROLS with long spindles, all values, less switch, 2/9; with S.P. switch, 3/9.

WIRE WOUND POTS: 20 ohms, 500 ohms, 5K, 20K, 100K (medium length spindles), 2/9. 220 ohms, 2K, 10K, 20K. Preset type, 1/9 each.

VIBRATORS. Wearite 12 v. 4 pin. Non-synchronous, 6/9. Oak 2 v. 7 pin, synchronous, 7/9.

EX GOV. E.H.T. CONDENSERS. .25 mfd., 4,000 v. Blocks 4/9. .5 mfd., 2,500 v. Blocks 3/9. .5 mfd., 3,500 v. Cans 3/3. .1 mfd. plus 1 mfd. 8,000 v., large blocks (common negative isolated) 9/6. 1.5 mfd., 4,000 v. Blocks 5/9.

EX GOV. METAL BLOCK PAPER CONDENSERS. 4 mfd. 1,500 v. 4/9. 2 mfd. 800 v. 1/9. 8 mfd. 500 v. 5/9. 4 mfd. 500 v. 2/9. 8-8 mfd. 500 v. 5/11. 4 mfd. 1,000 v. 4/3. 15 mfd. 500 v. 7/9. 4 mfd. 400 v. plus 2 mfd. 250 v. 1/11.

EX GOV. VALVES. VR137 11d., EA50, EB34, SP6 1/11. VS110 11d. 45HA 1/3. EL32 3/9.

EX GOV. UNITS, type RF26 in original sealed cartons 29/6. Transmitter Receivers type TR9D complete with all valves 45/-, Carr. 6/6.

CONTROL PANEL with 1 six-position 3-wafer Yaxley switch, 1 pointer knob, 2 S.P.S.T. switches, various plugs and sockets. Only 1/6.

MANUFACTURERS SURPLUS TRANSFORMERS

Fully shrouded upright. Primary 200-230-250 v. Sec. 425-0-425 v. 150 m.a. 6.3 v. 3 a. 5 v. 3 a. 35/9. Clamped type 250-0-250 v. 70 m.a., 6.3 v. 2.5 a. 9/9, post 1/9.

HEAVY DUTY BATTERY CHARGER. For normal 200/250 v. A.C. mains input. To charge 12 v. battery. Variable charge rate of up to 10 amps. Fitted Meter and Fuses. Guaranteed 12 months. Carr. 10/-, 46/19/6.

OIL FILLED BLOCK CONDENSERS

Bryce 11-7 mfd. 500 v. New unused Govt. surplus, only 5/9 each.

H.T. ELIMINATOR AND TRICKLE CHARGER KIT with louvered crackle finished case. Mains input 200-250 v. Output 120 v. 40 mA., and 2 v. 1/2 a. Price with circuit, 29/6. Or in working order, 37/6.

HEAVY DUTY BATTERY CHARGER KIT. 12v. 30 amp. Suitable for Garage or firm employing a number of vehicles. Mains input 200/250v. 50c/s. Outputs 12v, 15 amp. twice. Consists of Mains Trans. 2 Metal Rectifiers, 2 Meters, 4 Fuses, 4 Terminals, 2 Rheostats and circuit. Only 9 gns. Carr. 15/-.

R.S.C. TRANSFORMERS

FULLY GUARANTEED, INTERLEAVED AND IMPREGNATED

FILAMENT TRANSFORMERS

Primaries 200-250 v. 50 c/s. 0-4-6.3 v. 2 a. 5/9. 6.3 v. 1.5 a. 5/9. 0-2-4-5-6.3 v. 4 a. 16/9. 6.3 v. 3 a. 8/11. 6.3 v. 6 a. 17/6. 12 v. 1 a. 7/9. 12 v. 3 a. or 24 v. 6.3 v. 2 a. 7/6. 1.5 a. 17/6.

CHARGER TRANSFORMERS

All with 200-230-250 v. 50 c/s. Primaries: 0-9-15 v. 1 1/2 a., 11/9; 0-9-15 v. 3 a., 0-3-5-9-17 v. 4 a., 18/9. 0-9-15 v. 5 a., 19/9; 0-9-15 v. 6 a., 23/9.

ELIMINATOR TRANSFORMERS

Primaries 200-250 v. 50 c/s. 120 v. 40 mA. 7/11. 130 v. 50 mA., 6.3 v. 3 a. 14/9. 120 v. 40 mA., 5-0-5 v. 1 a. 14/9. 90 v. 15 mA., 6-0-6 v., 250 mA. 9/11.

OUTPUT TRANSFORMERS

Midget Battery Pentode 66:1 for 3S4, etc. 3/6. Small Pentode, 5,000Ω to 3Ω 3/9. Standard Pentode, 5,000Ω to 3Ω 4/9. Standard Pentode, 8,000 to 3Ω 4/9. Battery Pentode, 10,000 ohms to 3 ohms. 4/9. Multi-ratio 40 mA. 30:1, 45:1, 60:1, 90:1. Class B Push-Pull 5/6. Push-Pull 8 Watts 6V6 to 3 ohms 8/9. Push-Pull 10-12 Watts 6V6 to 3Ω to 15Ω, sectionally wound 16/9. Push-Pull 10-12 Watts to match 6V6 to 3-5-8 or 15Ω 16/9. Push-Pull 15-18 Watt, sectionally wound, 6L6, KT66, etc., to 3 or 15 ohms 21/9. Push-Pull 20 Watt high-quality sectionally wound, 6L6, KT66, etc., to 3 or 15Ω 47/9. Williamson type exact to spec. 85/-.

SMOOTHING CHOKES

250 mA., 5 H., 100 ohms 11/9. 150 mA., 7-10 H., 250 ohms 11/9. 100 mA., 10 H., 200 ohms 8/9. 80 mA., 10 H., 350 ohms 5/6. 60 mA., 10 H., 400 ohms 4/11.

THE SKY FOUR T.R.F. RECEIVER



A design of a 3-valve 200-250 v. A.C. Mains receiver with selenium rectifier. For inclusion in either of cabinets illustrated above. It employs valves 6K7, SP61, 6F6G, and is specially designed for simplicity in wiring. Sensitivity and quality is well up to standard. Point-to-point wiring diagrams, instructions and parts list, 1/9. This receiver can be built for a maximum of 44/19/6 including cabinet. Available in brown or cream bakelite, or veneered walnut.

P.M. SPEAKERS. All 2-3 ohms. 6in. R.A. 15/9. 8in. Rola Heavy Magnet. 19/9. 10in. R.A. 25/9. 10in. Rola 27/9. 12 in. Plessey 29/11.

M.E. SPEAKERS. All 2-3 ohms, 8in. R.A. field, 600 ohms, 11/9. 10in. R.A. field, 1,000 ohms, 23/9.

R.S.C. BATTERY CHARGER KITS. For mains input 200-250 v. 50 c/s. To charge 6 v. accumulator at 2 amps., 25/9. To charge 6 v. or 12 v. battery at 2 a., 31/6. To charge 6 v. or 12 v. battery at 4 a., 49/9.

Above kits consist of green crackle louvered steel case, mains transformer, full wave metal rectifier, fuses, fused holders and circuit. Any type assembled and tested for 6/9 extra.

R.S.C. 6 v. or 12 v. BATTERY CHARGER. For normal A.C. mains input 200-230-250 v., 50 c/s. Selector panel for 6 v. or 12 v. charging. Variable charge rate of up to 4 AMPS. Fused, and with ammeter. Well ventilated metal case with attractive crackle finish. Guaranteed for 12 months, 69/6. Carriage 3/6.

BATTERY CHARGER KIT. Consisting F.W. Bridge Rectifier 6/12 v. 5 a. Mains Trans. 200-250 v. input, 0-9-15 v. 6 a. output and variable charge rate. Rheostat with knob 45/9.

CHASSIS 18 s.w.g. undrilled aluminium amplifier type (4-sided). 12in. x 8in. x 2 1/2in. 5/3. 16in. x 8in. x 2 1/2in. 7/6. 20in. x 8in. x 2 1/2in. 8/11. 16 s.w.g. aluminium amplifier type, 4-sided. 12in. x 8in. x 2 1/2in. 7/11. 16in. x 8in. x 2 1/2in. 10/11. 20in. x 8in. x 2 1/2in. 13/6. 14in. x 10in. x 3in. 13/6.

Primaries 200-250 v. 50 c/s. 0-4-6.3 v. 2 a. 5/9. 6.3 v. 1.5 a. 5/9. 0-2-4-5-6.3 v. 4 a. 16/9. 6.3 v. 3 a. 8/11. 6.3 v. 6 a. 17/6. 12 v. 1 a. 7/9. 12 v. 3 a. or 24 v. 6.3 v. 2 a. 7/6. 1.5 a. 17/6.

All with 200-230-250 v. 50 c/s. Primaries: 0-9-15 v. 1 1/2 a., 11/9; 0-9-15 v. 3 a., 0-3-5-9-17 v. 4 a., 18/9. 0-9-15 v. 5 a., 19/9; 0-9-15 v. 6 a., 23/9.

Primaries 200-250 v. 50 c/s. 120 v. 40 mA. 7/11. 130 v. 50 mA., 6.3 v. 3 a. 14/9. 120 v. 40 mA., 5-0-5 v. 1 a. 14/9. 90 v. 15 mA., 6-0-6 v., 250 mA. 9/11.

Midget Battery Pentode 66:1 for 3S4, etc. 3/6. Small Pentode, 5,000Ω to 3Ω 3/9. Standard Pentode, 5,000Ω to 3Ω 4/9. Standard Pentode, 8,000 to 3Ω 4/9. Battery Pentode, 10,000 ohms to 3 ohms. 4/9. Multi-ratio 40 mA. 30:1, 45:1, 60:1, 90:1. Class B Push-Pull 5/6. Push-Pull 8 Watts 6V6 to 3 ohms 8/9. Push-Pull 10-12 Watts 6V6 to 3Ω to 15Ω, sectionally wound 16/9. Push-Pull 10-12 Watts to match 6V6 to 3-5-8 or 15Ω 16/9. Push-Pull 15-18 Watt, sectionally wound, 6L6, KT66, etc., to 3 or 15 ohms 21/9. Push-Pull 20 Watt high-quality sectionally wound, 6L6, KT66, etc., to 3 or 15Ω 47/9. Williamson type exact to spec. 85/-.

250 mA., 5 H., 100 ohms 11/9. 150 mA., 7-10 H., 250 ohms 11/9. 100 mA., 10 H., 200 ohms 8/9. 80 mA., 10 H., 350 ohms 5/6. 60 mA., 10 H., 400 ohms 4/11.

EX GOV. MAINS TRANSFORMERS

All 230 v. 50 c/s. Input. 8.8 v. 4 a. 9/9. 48 v. 1 a. 9/9. 978 v. 200 mA. 7/9. 24 v. 1 a. 7/9. 750 v. 4 times (high ins.) 19/9. 120-0-120 v. 40 mA. 5/9. 250-0-250 v. 60 mA. 6.3 v. 2 a., 5 v. 2 a. Potted 4 1/2-3 1/2 ins. 11/9. 460 v. 200 mA., 6.3 v. 5 a. 22/9. 325-0-325 v. 150 mA., 6.3 v. 4-6 a., 5 v. 2-3 a. 26/9.

Carriage on following types 5/- extra. 0-16-18-20 v. 35 a. 79/6. 0-11-22 v. 30 a. 72/6. 400 v. C.T. 150 mA. 4 v. 5 a., 6.3 v. 6 a., 6.3 v. 0-6 a., 4 v. 6 a., 4 v. 6 a., 4 v. 3 a., 4 v. 3 a., 5 v. 2 a. 22/9.

EX GOV. AUTO TRANSFORMERS

Double wound 10-0-200-240 v. to 10-0-275-295-315 v. Series connection will make suitable for 110 v. to 230-250 v. or reverse. 1,000 watts 59/6. Double wound 0-110-240 v. to 0-130-140-150-160-170 v. 1,500 watts 69/6. Carriage on any of above 5/- extra.

EX GOV. SMOOTHING CHOKES

250 mA., 10 H., 50 ohms 14/9. 250 mA., 3 H., 50 ohms 8/9. 150 mA., 10 H., 50 ohms 10/11. 150 mA., 10 H., 150 ohms, Tropicalised 6/9. 100 mA., 10 H., 200 ohms, Tropicalised 3/11. 50 mA., 50 H., 1,000 ohms 9/9. L.T. type 1 amp., 2 ohms 2/9.

SPECIAL OFFERS

Filament Transformers. Primaries 230-250 v. 50 c/s. 2 v. 2 a. 4/9. 4 v. 2 a. 4/9. 6.3 v. 1 a. 4/9. Standard .0005 mfd. 2 gauges (small) 4/9.

18 s.w.g. undrilled aluminium amplifier type (4-sided). 12in. x 8in. x 2 1/2in. 5/3. 16in. x 8in. x 2 1/2in. 7/6. 20in. x 8in. x 2 1/2in. 8/11. 16 s.w.g. aluminium amplifier type, 4-sided. 12in. x 8in. x 2 1/2in. 7/11. 16in. x 8in. x 2 1/2in. 10/11. 20in. x 8in. x 2 1/2in. 13/6. 14in. x 10in. x 3in. 13/6.

PLESSEY AUTOCHANGERS with crystal pickup for standard records. Very limited number, New Cartoned. Only 45/19/6. Carr. 6/6.

# R.S.C. HIGH FIDELITY 25 watt AMPLIFIER A4

A NEW DESIGN FOR 1955 HIGH GAIN "PUSH PULL OUTPUT". BUILT-IN PRE-AMP. TONE CONTROL STAGES. INCLUDES 7 valves, sectionally wound output transformer, block paper reservoir condenser, and reliable small components. AN INPUT OF ONLY 20 millivolts IS REQUIRED FOR FULL OUTPUT. THIS MEANS THAT ANY TYPE OF MICROPHONE OR PICK-UP IS SUITABLE. Two separate inputs controlled by separate volume controls allow simultaneous use of "Mike" and Gram., or Tape and Radio, etc., etc. Individual controls for Bass and Treble "lift" and "cut". Six negative feedback loops giving total


H.P. Terms on assembled units. Deposit 26/- and 12 monthly payments of £1. Plus carr. 10/-. Terms to include cover, microphones, speakers, etc., on request. Cover as illustrated if required, price 17/6 extra.



HIGH SENSITIVITY, HIGHEST QUALITY for use 50/- extra. Or assembled ready for use 50/- extra.

**9 GNS.**

Hum level 66 D.B. down. Certified total harmonic distortion of only 0.35% measured at 10 watts. Comparable with the very best designs. SUITABLE FOR SMALL HOMES OR LARGE HALLS, CLUBS, GARDEN PARTIES, DANCE HALLS, etc., etc. For ELECTRONIC ORGAN OR GUITAR. For STANDARD OR LONG PLAYING RECORDS. Size 12 x 10 x 9 in. For mains A.C. 200-250 v. 50 c/s. Power consumption 175 watts. Outputs for 3 and 15 ohm speakers. The kit is complete in every detail. Chassis is fully punched. Easy to follow, point-to-point wiring diagrams are supplied. EXTRA



**R.S.C. A7 3-4 WATT QUALITY AMPLIFIER**  
A highly sensitive 4-valve amplifier using negative feedback and having an excellent frequency response. Pre-amplifier and Tone Control stages are incorporated with separate Bass and Treble controls giving full tone compensation for Long Playing records. Suitable for any kind of pick-up including latest high fidelity types. H.T. of 250 v. 20 mA. and L.T. 6.3 v. (a. available for supply of Radio Feeder Unit, etc. ONLY 40 millivolts input required for full output. Fully isolated chassis with baseplate. For A.C. mains 200-250 v. 50 cycles. Output for 3-ohm speaker. Complete kit of parts with point-to-point wiring diagrams and instructions. Only £3/15/-. Carriage 3/6.

**R.S.C. 4-5 WATT HIGH GAIN AMPLIFIER TYPE A5**  
A highly sensitive 4-valve quality amplifier for the home, small club, etc. Only 50 millivolts input is required for full output so that it is suitable for use with the latest high-fidelity pick-up heads. In addition to all other types of pick-ups and practical all mikes. Separate Bass and Treble controls are provided. These give full long playing record equalisation. Hum level is negligible being 71 D.B. down. 15 D.B. of negative feedback is used. H.T. of 16 v. 25 mA. and L.T. of 6.3 v. 1.5 a. is available for the supply of a Radio Feeder Unit, or Tape Deck pre-amplifier. For A.C. mains input of 200-230-250 v. 50 c/s. Output for 2-3 ohm speaker. Chassis is not alive. Kit is complete in every detail and includes fully punched chassis (with baseplate), with green crackle finish, and point-to-point wiring diagrams and instructions. Exceptional value at only £4/15/-, or assembled ready for use 25/- extra, plus 3/6 carriage.

**R.S.C. TAI HIGH QUALITY TAPE DECK AMPLIFIER**  
FOR ALL DECKS WITH HIGH IMPEDANCE HEADS Such as Lane, Truvox, and Collaro 3-speed Transcriptor chassis. Size 12-7-3 in. For 230-2 0 v. 50c/es. A.C. mains. Output for standard 2-3 ohm speaker. Only 15 millivolts input required for full loading. Magic Eye recording level indicator. Provision for feeding P.A. amplifier. Can be used as gram. amplifier with input of 0.75 v. R.M.S. Negative feedback equalisation Linear frequency response + 3 D. B. 50-11,000 c/es. Full descriptive leaflet 9d. Supplied ready for use only

**R.S.C. A3 10 WATT "PUSH-PULL" HIGH FIDELITY AMPLIFIER**  
With Self-Contained Pre-amplifier and Tone Control

**COLLARO HIGH FIDELITY 3-SPEED MIXER AUTO-CHANGERS, TYPE RC/54.** Latest model fitted with Studio "O" Turnover Pick-up Head. Very limited number. Brand New. Guaranteed. Only 10 gns. carriage 7/6. Or Deposit 4 Gns. 7 monthly payments 1 gn.

**BRAND NEW B.S.R. MONARCH 3-SPEED MIXER AUTO-CHANGERS.** With crystal pick-up and dual point sapphire styl for standard or long playing records. Plays ten 7in., 10in. or 12in. Intermixed. For A.C. mains 200-250 v. 50 c/es. Supplied in sealed cartons with template and operating instructions. Only £7/19/6, plus 5/6 carr.,

**COLLARO HIGH FIDELITY MAGNETIC PICK-UPS.** Low impedance with matching trans. brand new, boxed at fraction of normal price. Only 35/-.

**R.S.C. MASTER INTERCOMM. UNIT,** with provision for up to 4 "Listen-Talk Back Units" individually switched. A high gain amplifier enables speech and other sounds emanating from the rooms containing remote control units to be heard at the master control. Supplied with walnut veneered wood or brown bakelite cabinet. Mains input is 200-250 v. 50 c/s. H.T. line 300 v. CHASSIS IS NOT "ALIVE." Ideal for use as "Baby Alarm." Sound amplification 4 watts. Price only 7 gns., carr. 9/-. "Listen-Talk Back Unit" in bakelite or walnut veneered cabinet can be supplied at 35/- each.

**ALL DRY RECEIVER BATTERY ELIMINATOR KIT**  
All parts for an "All Dry" Battery Eliminator, complete with case. Completely replaces 1.4 v. and 90 v. batteries where normal mains supply of 200-250 v. 50 c/s. is available. Price with circuit, 38/9

**BATTERY SET CONVERTER KIT.** All parts for converting any type of battery receiver to all mains. A.C. 200-250 v. 50 c/s. Kit will supply fully smoothed H.T. of 120 v., 90 v. or 60 v. at up to 40 mA., and fully smoothed L.T. of 2 v. at 0.4 a. to 1 a. Price complete with circuit and instructions only 48/9. Supplied ready for use for 8/9 extra.

**DEFIANT RECORD PLAYING TURNTABLE COMPLETE WITH MAGNETIC PICK-UP.** Pick-up is high impedance type. Unit is housed in a beautiful walnut veneered cabinet of attractive design. For all standard records (78 r.p.m.). Limited number. Brand new, cartoned. £5/19/6. Carr. 7/6.

**BAKER SELHURST QUALITY SPEAKERS.** 12in. 15 ohm 15 watt Stalwart £5/15/-. 12in. 15 ohm 20 watt Standard £7.

**W.B. "STENTORIAN" HIGH FIDELITY P.M. SPEAKERS.** HF1012, 10 watts, 15 ohm (or 3-ohm) speech coil. Where a really good quality speaker at a low price is required we highly recommend this unit with an amazing performance. £4/2/9.


## Radio Supply Co. (LEEDS) LTD.

32 THE GALLS. — LEEDS, 2.

Terms C.W.O. or C.O.D. No C.O.D. under £1. Postage 1/- extra under 10/-, 1/6 extra under £2, 2/6 extra under £3. Full Price List 6d. Trade List 5d. Open to Callers: 9 a.m. to 5.30 p.m. Saturday until 1 p.m.

**BAND 3 T.V. CONVERTOR 186/196 Mc/s.**  
 ("W. World," May 1954).

Kit of parts complete to build this most successful unit comprising drilled chassis 7 x 4 x 2 1/2 in., valves, wound coils, res., cond., etc.; slightly modified version using 8D3 or Z 77 instead of EF 50 valves, £2/5/- post free. Send for blue print and wiring diagram. 1/8 post free. Power Pack Components, including mains transf. and met. rect., 30/- extra. Provision has been allowed on chassis for Band 1-Band 3 switching. Kit of switch parts 7/6.



**RADIO - GRAM CHASSIS 5 VALVE SUPERHET, LATEST B.V.A. MIDGET SERIES VALVES**

3 WAVEBANDS:—L.W. 800m-2000m, M.W. 200m-550m, S.W. 16m-50m. Chassis size 13 1/2 in. x 5 1/2 in. x 2 1/2 in. Attractive Glass Dial 10in. x 4 1/2 in. edge lit by 2 pilot lamps. Horizontal or Vertical Station Names and 4 control knobs, walnut or ivory to choice. 4 position W/C switch, L.M.S. and Gram. P.U. sockets. Modern circuitry, all coils adjustable dust cored and only quality components used throughout. Delayed A.V.C. and neg. feed-back. A.C. mains 200/250 v. Double wound transf. Isolates chassis from mains. Aligned and calibrated ready for use.

**BRAND NEW & GUARANTEED £9.15.0 Carr. and ins. 4/6.**

3-ohm speakers suitable for this chassis available 8" 19/6, 10" 25/-  
 This chassis is a genuine bargain and delivery is reasonably good.

**BEST EVER VALUE IN RECORD PLAYERS**

Latest B.S.E. Model. 3 speed Autochanger Mixer Unit. Famous Marldise 7in., 10in" and 12in. record selector. Modern cream styling. Dual Xial cartridge stylus for high fidelity reproduction. As used by leading Radiogram Manufacturers. Complete with full instructions and template.

**OUR BARGAIN PRICE 9 1/2 gns. post free.**

**ELECTROLYTICS** Leading Makes New Stock

TUBULAR	CAN TYPES	80 ohm CABLE	CO-AXIAL
25/25 v., 50/12v. 1/9	8+8/450 v..... 4/6	SPECIAL.—Semi-air spaced polythene, standard 1/4 in. diam. Stranded core. Feeder losses out 50%. 9d. yd.	
50/50 v. 4/500 v. 2/-	8+16/450 v. .... 5/-	COAX PLUGS .....	1/2
100/25 v. .... 2/-	16+16/275 v. .... 4/6	SOCKETS .....	1/-
8/500 v. .... 2/6	16+16/450 v. .... 5/6	SOULERS .....	1/3
8+8/500 v. .... 4/6	18+16/450 v. .... 6/-	OUTLET BOXES .....	4/6
8+16/450 v. .... 5/-	32/350 v. .... 4/-	BALANCED TWIN FEEDER per yd. (80 ohms) 6d.	
16/450 v. .... 3/6	32+32/450 v. .... 6/6	TWIN SCREENED FEEDER per yd. (80 ohms) 1/-	
16+16/450 v. .... 5/6	60+250v. .... 6/6	50 OHM COAX CABLE 8d. per yd. 1/4 in. dia.	
32/350 v. .... 4/-	60+100/350 v. 11/6		
32/500 v. .... 5/-	60+250/275 v. 12/6		
32+32/350 v. .... 5/6	100+200/275 v. 12/6		

CONDENSERS.—Mica, Silver, Mica. All pref. values, 3 pf. to 680 pf. 6d. each, disto ceramics 9d. each. Tubulars, 450 v., Hunts and T.C.G. .0005, .001, .005, .01, .02 and 1.350 v., 9d. .05, 1.500 v. Hunts, 1/-, .25 Hunts, 1/6. .5 Hunts, 1/9.

**JASON F.M. TUNER UNIT 87-105 mc/s**

Kit of parts to build this modern and highly successful unit complete with drilled chassis and J.B. dist. wound coils and screening cans, 4BVA miniature valves, and all necessary quality components, etc. for only 26/10/- post free. Superior dial calibrated mc/s, edge lit by 2 pilot lamps, 12/6 extra. Power Pack components kit, including double wound mains transformer, £2/5/- extra. Tested and approved by "Radio Constructor," etc. Illustrated handbook with full details 2/-, post free.



**RESISTORS**

Carbon type. Pref. values 10 ohms-10 megohms. 20% Tol. ± w. 3d.; ± w. 5d.; 1 w. 6d.; 2 w. 9d. 10% Tol. ± w. 9d.; 5% Tol. ± w. 1/-; 1% Hi-Stab. ± w. 2/-.

**WIRE WOUND TYPES**

Wire ends. Silicone coated. 25 ohms-10,000 ohms, 5 w., 1/3; 10 w., 1/6; 15 w., 2/-; 15,000 ohms—33,000 ohms, 5 w., 1/9; 10 w., 2/3.

**ALUMINIUM CHASSIS**

18 g. Plain undrilled. Folded 4 sides-riveted corners, lattice Arixar holes. Depth 2 1/2 in., 7in. x 4in., 4/6; 9in. x 6in., 5/9; 11in. x 7in., 6/9; 13in. x 9in., 8/6; 14in. x 11in. 10/6, etc.

**S.T.C. RECTIFIERS**

K3/25 2 kV., 4/3; K3/40 3.2 kV., 6/-; K3/45 3.6 kV. 6/6; K3/50 4 kV., 7/3; K3/100 8 kV., 12/6; K3/180 14 kV.; 13/-; BM1 125 v. 60 mA., 4/-; BM2 125 v. 100 mA., 4/8; BM3 125 v. 120 mA., 5/9; RM4 250 v. 275 mA., 16/-; ETS6 250 v. 200 mA., 26/6.

**PRE-SET W/W POTS**

T.V. kaurled slotted knob type. 25 ohms to 30,000 ohms 3/-; 50,000 ohms, 4/-; 50,000 ohms to 2 Megohms (carbon) 3/-.

**VOLUME CONTROLS**

1in. semi Midget Type. Long spindles. All values 10,000 ohms to 2 Megohms. Less sw., 9/-; S.P. sw., 4/-; D.P. sw., 4/9. All individually boxed. Guar. 12 months.

**ASK ARTHURS FIRST**

Valves and C.R.T.s in great variety  
**AVO METERS IN STOCK**

- Avo Model 7..... £19 10 0
- Avo Model 8..... £23 10 0
- COSSOR Oscilloscope Model 1035.....£120 0 0
- COSSOR Oscilloscope Model 1052.....£104 0 0

ADVANCE AND TAYLOR Meters always in STOCK  
 LEAK TL/10 Amplifier and "Point One"

Pre-Amplifier. Complete..... £28 7 0  
 LEAK F.M. Unit with built in Power Supply..... £33 15 0

JASON F.M. Unit with Power Pack..... £19 7 0

CHAPMAN F.M. 81 Unit £21 0 0

**VALVE MANUALS**

- Mullard ..... 10 6
  - Osram ..... 5 0
  - Osram Part 2..... 10 0
  - Brimar No. 6..... 5 0
  - Mullard Replacement Guide ... 2 6
  - Art and Science in Sound reproduction by F. H. Brittain, D.F.H. .... 2 6
- Postage 6d. extra.

**LOUDSPEAKERS, RADIO, TELEVISION, RECORDERS AND RECORD PLAYERS OF LEADING MAKES**

Goods offered subject to being unsold and to price alteration.

● WE WELCOME YOUR ENQUIRIES on Radio and Electrical

*Arthur's* EST. 1919  
 PROPS: ARTHUR GRAY, LTD.

GRAY HOUSE, 150-152 CHARING CROSS ROAD, LONDON, W.C.2  
 TEMple Bar 5833/4 and 4765 Cables: TELEGRAY, LONDON

**THE OUTPUT MUST BE RESTRICTED**

to maintain the waveform, so say all the books. But not so with the HATFIELD oscillator, nor is it necessary to work near the point of instability. COMPLETE STABILITY, LESS THAN 0.28 of 1% distortion, R.M.S. output voltage 50% greater than the H.T. voltage. 1 valve; 1 coil, simple circuit. Sounds incredible, but it is GUARANTEED.

Send for copy of N.P.L. report and see our ad. in April issue of "W.W." The HATFIELD oscillator is now made with 3 output impedances to suit any Head on the market. 45 Kc/s to 50 Kc/s.

**TAPE RECORDISTS!** Are you Completely satisfied with your recordings? Bad waveform in an oscillator can cause DISTORTION due to intermodulation, NOISY BACKGROUND due to D.C. component in an asymmetrical waveform and INTERFERENCE with radio due to harmonics beating with incoming signal. The fundamental cannot do this! COIL, complete with circuit, 10/6 post free. Patent app. for.

**BIAS REJECTOR COILS**

Even a small amount of bias frequency getting into the amplifier can cause a lot of trouble, and nearly all tape recorders need a rejector coil to prevent this. COIL, complete with instructions, 5/6 post paid.

**MOTEK TAPE DECKS**

The famous K6 deck; twin track, two speed, with push buttons and electronic braking, is a beautifully finished job at only £19/19/-. Post free. Or £3 down and 12 monthly payments of £1/10/-.

**TAPE AMPLIFIERS**

The HATFIELD amplifier is complete with oscillator as above, and magic eye, less speaker, at £12/15/-. Or £2/10/- down.

**COMPLETE RECORDERS**

The HERGA recorder incorporates ALL the above items together with a first-class crystal mike and one reel of SCOTCH BOY tape in an attractive two-tone portable cabinet, absolutely complete at 39 gns. Or £7 down and 12 payments of £3.

Further details and H.P. forms from:

**HATFIELD RADIO**

78 STROUD GREEN RD., LONDON, N.4



**RADIO COMPONENT SPECIALISTS**

70 BRISTOCK RD., THORNTON HEATH, SURREY

Phone: THO 2188 Hours 9 am—6 pm. 1 pm. Wed. Open all day Saturday. BY THORNTON HEATH STATION. BUSES 130A, 133, 159, 166, 190. Terms: C.W.O. or C.O.D. Post & Packing up to 1lb., 6d., 1lb., 1/-, 3lb., 1/6, 5lb., 2/10b., 2/6. Send for our Bargain Lists, 3d.



# Stern's Tape Recorder

**HOME CONSTRUCTORS**

**Build it for £40'!-**

**!! IT ONLY NEEDS CONNECTING UP !!**

H.P. Terms are shown below.



**Buy it assembled and ready for use**

**for £43'!-**

(Plus £1/10/- carriage and insurance. £1 is refunded when packing case is returned to us.)

H.P. terms. Deposit £11 and 12 monthly payments of £2/18/8.

We are completely satisfied that this Tape Recorder, although supplied at a genuinely low price, provides absolute Fidelity Recordings and, in addition to being completely dependable, has a performance at least equal to recorders marketed at a far higher price. The actual assembly of the Tape Recorder is extremely simple and only involves a few connections. The Truvox Tape Deck and the Quality Amplifier are supplied tested and ready for use, and all that is required to complete the Recorder is to connect the two together (a connection chart is supplied for this purpose) and secure them by the screws provided into the Attache Case. The items illustrated and described below form the complete equipment.

SEND S.A.E. FOR DESCRIPTIVE LEAFLET

• WILL TAKE ALL STANDARD TAPES UP TO 1,200ft.

**THE NEW TRUVOX MODEL TR7U TAPE DECK**

THE NEW TRUVOX MODEL TR7U TAPE DECK. 3 Shaded-Pole motors. Drop-in Tape Loading. Push Button Control. Separate Push Button Brake. Fast forward and fast reverse. Silent drive eliminating Wow and Flutter. Half Track working and 2 speeds, 3½in. and 7½in. per sec. Positive Azimuth Adjustment. Overall size only 14½ x 12½in.

• WILL PLAY THE NEW PRE-RECORDED TAPES.

• WILL PROVIDE 2 HOURS' PLAYING AT 3½in. or 1 hour at 7½in. per second.

• INCORPORATES AN ELLIPTICAL P.M. SPEAKER 7 x 4in., with EXTENDED FREQUENCY RANGE.



**MODEL T.R.I./F. QUALITY AMPLIFIER**

This amplifier has been expressly designed to meet the requirements of enthusiasts for fidelity reproduction, and in particular to CORRECTLY operate the above TRUVOX DECK. It is supplied complete with a matched Elliptical 3 ohm P.M. Speaker, it incorporates an efficient Tone Control arrangement and has a Magic Eye Level Indicator (Operative on Record). A Co-Axial Socket is also incorporated for MONITORING on Record, this can also be used to feed an external amplifier. In addition it can be used as a general purpose Amplifier for high quality reproduction of gramophone records direct from a GramUnit.



GUARANTEED FOR 12 MONTHS (B.V.A. VALVES 90 DAYS)

**PRICE SUMMARY**

WE WILL SUPPLY ALL FIVE UNITS LISTED ABOVE, i.e., THE COMPLETE BUT UNASSEMBLED RECORDER FOR £40'!-, H.P. Terms: Deposit £10 and 12 monthly payments of £2/15/- or in two parts as follows:—

	CASH PRICE	12 monthly DEPOSIT payments of	
(a) TRUVOX Mk. TR7U TAPE DECK MODEL TRIF AMPLIFIER WITH SPEAKER, 1,200ft. REEL OF TAPE	£33 10 0	£8 10 0	£2 6 4
		See note below re packing charge	
(b) ATTACHE CASE AS ILLUSTRATED ACOS CRYSTAL MICROPHONE	£6 10 0	—	—

NOTE: Please send 30/- to cover cost of packing, carriage and insurance. We will refund £1 if the packing case is returned to us intact. EACH UNIT IS AVAILABLE SEPARATELY AS FOLLOWS:

	CASH PRICE	12 monthly DEPOSIT payments of	
(a) TRUVOX Mk. TR7U TAPE DECK	£23 2 0	£5 17 0	£1 12 0
(b) AMPLIFIER MODEL TRIF WITH SPEAKER	£14 14 0	£4 16 6	18 4
(c) PORTABLE ATTACHE CASE	£5 0 0	—	—
(d) ACOS CRYSTAL MIKE "33"	£2 10 0	—	—
(e) REEL OF TAPE 1,200ft.	£1 15 0	—	—

(Please include £1 when ordering (a) or (c) for packing charge, this whole amount will be refunded if case is returned to us intact.)



ACOS CRYSTAL 1,200 ft. REEL OF MICROPHONE SCOTCHBOY MODEL MIC.33.1 MAGNETIC RECORDING TAPE.

**PORTABLE ATTACHE CASE**

This, as may be judged from the illustration above, is a neat, compact and attractively finished case, being covered with maroon rexine and having an ivory coloured speaker escutcheon. It contains concealed pockets to accommodate the Microphone. Mains Lead and a spare 1,200ft. reel of tape.

**STERN RADIO LTD.**

109 and 115 FLEET STREET, LONDON, E.C.4.


Phone: CENTral 5812-3-4



We cannot show the complete contents on these two pages, but we give a brief summary and some examples. COMPLETE DETAILS OF: AN ILLUSTRATION and DESCRIPTION IS GIVEN OF EACH ITEM.

- **AMPLIFIERS.** By Armstrong, Goodsell (Williamson), Leak, W.B., THE MULLARD 5-10 (Grampian), Stern's Kits of Parts for a High Quality 8-10 watt and a High Fidelity 12-watt Amplifier having separate Pre-amplifier/Tone Control Unit.
- **A CHOICE OF 9 RECORD PLAYERS.** 3-SPEED AUTOCHANGERS—NON-AUTOCHANGERS and TRANSCRIPTION PLAYERS. By COLLARO, GARRARD and B.S.R.
- **Replacement RADIO-RADIOGRAM CHASSIS.** Only dependable and good quality Chassis are stocked.
- **RADIO TUNING UNITS.** FM and AM Models. By STERN'S, GOODSSELL, ARMSTRONG, CHAPMAN, DULCI and the DENCO or JASON designs for the HOME CONSTRUCTOR.
- **LOUDSPEAKERS.** Full data of the very popular W.B. "STENTORIAN" Speakers. The WHARFEDALE range, various GOODMAN'S Speakers and a selection of well-known makes at REDUCED PRICES.
- **LOUDSPEAKER SYSTEMS.** Suggested arrangements for the "Hi-Fi" enthusiasts.
- **PREFABRICATED CABINETS.** THE CONSOLE CABINET and two types of BASE REFLEX SPEAKER CABINETS.
- **BAND I—BAND III TV CONVERTERS.** By AERIALITE, DULCI, VALRADIO.
- **AERIALS.** A complete range of Band I and Band II(FM), Band III Aerials, Indoor and Outdoor types.

... AND OTHER INTERESTING ITEMS!




## Modernise your old Radiogram

HERE ARE TWO EXCELLENT BARGAINS AT £12/19/6 each

The Model AW3-7. A 7-valve 3-waveband design having a "Push-Pull" stage to provide approx. 7-watts output.

H.P. Terms: £4/6/6 Deposit and 10 monthly payments of 19/4



The Model B3PP. A 6-valve 3-waveband Superhet with "Push-Pull" stage for approx. 6-watts output.



### THE MODEL F3PP RADIO-RADIOGRAM CHASSIS

A 7-valve 3-waveband Superhet chassis with a "Push-Pull" stage. This chassis has been designed with particular regard to the quality of reproduction. It incorporates SEPARATE BASS and TREBLE CONTROLS, thereby ensuring the utmost flexibility of tone on both radio and gram. Cash price, tested and ready for use. **£17/17/0** (Plus 7/6 carr. and ins.)

H.P. Terms: Deposit £5/19/0 and 12 monthly payments of £1/1/0.

### THE NEW ARMSTRONG FC48

A high-quality replacement Radio or Radiogram Chassis having provision for an FM Feeder Unit and incorporating separate BASS and TREBLE CONTROLS.

PRICE ASSEMBLED and READY FOR USE. **£23, 18/0**

(Plus 7/6 carr. and insurance.) H.P. Terms: £8 Deposit and 12 monthly payments of £1/9/2.



## EXCEPTIONAL OFFER for CASH ONLY.

This Latest B.S.R. MONARCH 3-SPEED AUTOCHANGER is offered for **£7/19/6** (Plus 6/- carr. & ins.) (NORMAL PRICE £13.10.0)

- These units will autochange on all three speeds, 7in., 10in. and 12in.
- They play MIXED 7in., 10in. and 12in. records.

- They have separate supplies for L.P. and T.R.P.M., which are moved into position by a thumb-switch
- Minimum baseboard size required 14 x 12 1/2 in., with height above 5 1/2 in. and height below baseboard 2 1/2 in. A milk purchase order is to offer these BRAND NEW UNIT at this exceptional price



## WHY NOT MODERNISE YOUR OLD RADIOGRAM

OR SET ??? WE SUPPLY A NEW—RADIO CHASSIS . . . . AUTOCHANGER and SPEAKER (if required)—as a complete set of equipment at attractively reduced prices.

SEND S.A.E. FOR FULL DETAILS

*When submitting orders, please include postage and packing*

# STERN RADIO LTD.

# "High Fidelity" Reproduction




**STERN'S COMPLETE KIT FOR "HIGH QUALITY" 8-10 WATT "HOME CONSTRUCTORS" DESIGN THE IDEAL AMPLIFIER FOR GENERAL HOME USE**

Price of COMPLETE KIT including Valves and Drilled Chassis, etc. **£7/10/0** (plus 2/6 carr. and Ins.)

We will supply **£9/10/0** it COMPLETELY BUILT For H.P. Terms £2/10/0 Deposit and 8 months at 19/9.

Designed for High Quality reproduction up to an output level of 10 watts having 8V6's in Push-Pull and incorporating negative feedback. It is suitable for use with all types of Pick-ups and most types of microphones and the output transformer provides for use of 3 and 15-ohm speakers.

**A COMPLETELY ASSEMBLED "HIGH-FIDELITY" PUSH-PULL AMPLIFIER** Supplied complete with the STERN'S DUAL CHANNEL TONE CONTROL PRE-AMPLIFIER UNIT for only **£13/13/0**



(plus 7/6 carr. & ins.). H.P. TERMS: Deposit £3/8/0 and 12 monthly payments of 19/10.

We are able to offer this equipment at such an attractive price only because of a bulk purchase of PARMEKO TRANSFORMERS, CHOKES, etc.

## THE DULCI FM TUNER

A self-contained Tuning Unit providing complete F3 coverage. Performance is really outstanding and is equal to many Units offered at far higher prices.



PRICE **£16/16/0**

(plus 7/6 carr. and ins.). H.P. TERMS: Deposit £5/12/8 and 12 monthly payments of £10/5.

## THE GOODSSELL F.M.I. TUNER

A 5-valve Superhet Unit incorporating the NEW MULLARD INDUCTANCE type TUNING HEART. A really excellent Tuner giving full FM coverage and incorporating a "Maxi-Eye" indicator. Requires Power Supply of 250 volts at 25 m/a. and 6.3 volts 2 amps. Price



**£19 13 0**

(plus 7/6 carr. and ins.). H.P. TERMS: Deposit £8/11/0 and 12 monthly payments of £14/0.

## The NEW "W.B." HIGH FIDELITY AMPLIFIER MODEL WB.12

The WB.12 Amplifier with separate pre-amplifier Tone Control Unit is attractively styled and built in hammered gold, incorporating technical details to satisfy the most critical user. PRICE COMPLETE



**£25/0/0** (plus 7/6 carriage and insurance).

H.P. TERMS: Deposit £8/6/8 and 12 monthly payments of £11/0/8.

**DON'T FORGET TO SEND S.A.E FOR OUR NEW LEAFLETS!**

## STERN'S COMPLETE KIT FOR 12-WATT "HIGH FIDELITY" PUSH-PULL AMPLIFIER


Comprising a Main Amplifier Chassis and a Remote Control Pre-Amplifier Tone Control Unit. The remote control unit measures only 9x4x2 1/2 in. and contains four controls, being Bass-Treble-Volume and a Radio Gram, Microphone Switch control. It incorporates its own feedback circuit on the Bass Channel. Loop negative feedback is employed on the Main Amplifier which has a valve line-up of 6J5-6N7-6U4 with two 6X23's in Push-Pull and 6J5 and 68N7 used in the remote control unit. The COMPLETE KIT IS AVAILABLE FOR **£14/0/0** (carr. and ins. 6/6 extra). The COMPLETE UNIT assembled and ready for use **£17/0/0** (carr. and ins. 7/6 extra). H.P. TERMS: £4/5/0 Deposit and 12 months at £13/5.



## The NEW "LEAK" TL/10 AMPLIFIER and "Point One" PRE-AMPLIFIER

This Amplifier has a maximum output of 10 watts and maintains in every respect the world renowned LEAK reputation for precision engineering, fine appearance and fastidious wiring. The Pre-Amplifier will operate from any make or type of pick-up

- (a) THE COMPLETE AMPLIFIER WITH PRE-AMPLIFIER: £28/7/0 or £7/2/0 Deposit and 12 months at £11/9/0
- (b) THE TL/10 MAIN AMPLIFIER ONLY: £17/17/0 or £4/7/0 Deposit and 12 months at £14/9/0
- (c) THE "POINT ONE" PRE-AMPLIFIER ONLY: £10/10/0 or £2/12/8 Deposit and 9 months at 19/6.



## !! HOME CONSTRUCTORS !!

YOU CAN BUILD THIS GENUINELY HIGH QUALITY RADIOGRAM For only **£33/10/0**

FOR THIS AMOUNT WE WILL SUPPLY: Either the Model 31P or AW3-7 Radiogram Chassis (illustrated on page 130).

- The B.S.R. "Monarch" 3-speed Auto-changer (also described and illustrated on page 130).
- A matched 10in. P.M. speaker.
- The W.B. Prefabricated Cabinet, Carriage and insurance on all above equipment is 15/- extra, and H.P. Terms are Deposit £11/3/4 and 12 monthly payments of £2/0/11.



This illustration shows the Cabinet containing the R.P.P. Chassis and B.S.R. Changer and for Radiogram Constructors we supply it in its prefabricated form, but we cut the side panels for the speakers and we CUT THE FRONT PANEL to accept the R.P.P. Chassis; we also supply a template to enable the Constructor to easily fit the B.S.R. Changer on to the Gram Baseplate. These cabinets are all finished in highly polished Walnut veneer, and are supplied packed flat, complete with screws. Easily assembled in a few minutes, the only tool required being a screwdriver. For other uses we supply it with sheet front panel and side members for £12/12/0. Our leaflet gives full data for constructors.

## SPECIAL PRICE REDUCTION SHAFESBURY PORTABLE AMPLIFIER



Suitable for home use and small Halls. Has matched inputs for both Record Players and Microphone. Also provides for the "mixing" and "fading" of both Gram. and speech as required.

The Complete Equipment is all contained in the Portable Carrying Case. Price **£18**

Having been reduced from £30/9/0. HIRE PURCHASE TERMS: Deposit £4/10/0 and 12 monthly payments of £14/9.


## A "PERSONAL SET" BATTERY ELIMINATOR

Complete kits of parts to build Midget "Albion" Battery Eliminators giving: (A) approx. 69 volts at 10 m.a. and 1.4 volts at 250 m.a. Price 42/6 (plus 1/6 carr. & ins.). (B) approx. 90 volts at 10 m.a. and 1.4 volts at 250 m.a. Price 47/6 (plus 1/6 carr. and ins.).

## A DUAL-CHANNEL PRE-AMPLIFIER & TONE CONTROL UNIT

Attractively finished in "Old Gold" and providing full control of BASS and TREBLE in conjunction with a main volume control. It can be used with any amplifier and with any pick-up. Price complete kit of parts **£3/18/9** or assembled and ready for use **£5/5/0**.


## STERN'S MODEL CP3G/AM 3 WAVEBAND SUPERHET TUNING UNIT



A highly sensitive A.C. mains Tuning Unit providing for excellent reception of stations on the short wavebands (16-50 metres), medium waveband (200-550 metres) and the long waveband (800-2,000 metres).

Price, completely assembled and including built-in power supply **£10/10/0**. Price excluding Power Supply £9. Carr. & ins. 7/6 extra. H.P. Terms. (Dial Encut-heen is 4/6.)

## THE DENCU F.M. FEEDER UNIT



INCORPORATING AN R.F. STAGE FOR THE HOME CONSTRUCTOR

A 5-VALVE SUPERHET DESIGN having a frequency coverage of 89 to 100 mc/s. This F.M. Receiver is designed to operate with any type of Amplifier and most Radio Receivers. The CONSTRUCTOR'S MANUAL, containing Circuit Diagram and Component Layout, etc., is available for 1/6, and WE CAN SUPPLY ALL SPECIFIED COMPONENTS including Valves and Drilled Chassis for (plus 2/6 carriage and ins.). Or for £7/2/3 with Dial Assembly as illustrated. **£6/13/6**




**109 and 115 FLEET ST. LONDON, E.C.4. Phone: CENTRAL 5812-3-4**

# PROOPS BROS. LTD.

## The Walk-around Shop

### TYPE 62 INDICATORS

Ideal for conversion to oscilloscopes, T.V. units, etc. Containing V.C.R.97, 12 VR.91 (BF.50), 2 VR.54 (EB.34), 3 VR.92 (EA.50), 4 CV.118. Slow-motion dial, 13 Pots and scores of useful components. Size: 8½ × 11½ × 18in. New in wooden packing case. £3.0.0. Carriage 7/6.




### BENDIX COMMUNICATIONS RECEIVER Type RA-10DB

A superb 8-valve, 4-band receiver covering 150-400 kc/s., 400-1,100 kc/s., 2-5 Mc/s., and 5-10 Mc/s. Valve line-up: 6SK7 R/F., 6K8 F/C., two 6SK7 I.F. amplifiers, 6R7 second det. A.V.C. and A.F. amplifier, 6C5 B.F.O., 6K6 O.P., 6H6 sig. limiter diode.

Power supply 26 v. D.C.

2 amps. to internal motor generator. Circuit diagram and full details for conversion to A.C. mains supplied free with each unit.

£5.10.0. Packing 10/-.



### 2 METRES or 70 CM

**TRANSMITTER UNIT Ex-TR1143A.**—Suitable for conversion to 2 metres. Circuit diagram and coil conversion details supplied free. Price, less valves, 5/- post paid.

**RECEIVER UNIT Ex-1143A.** Suitable for conversion to 2 METRES or F.M. Wrotham transmissions. Valve line-up: (4) EF50; (1) EL32; (2) EF39; (1) EBC33; (1) EA50. Supplied with circuit diagrams. Price 9/- post paid (less valves).

**AMPLIFIER UNIT Ex-TR1143A.**—A 3-stage transformer coupled amplifier. Push-pull VT52's output to modulate push-pull VT501's. Circuit diagram free. Price, less valves, 4/6 post paid.


**70 C.M. UNIT.** Brand New, consisting of pair of tuned lines. 2 acorn valve holders, coarse and fine tuning. Suitable for mixer or oscillator unit. Size 5 × 3½ × ¾in., 6/6 post paid.



### ANTENNA RELAY UNIT.

U.S. manufacture, containing change-over relay, 2½in. panel mounting meter (measuring aerial current) with separate thermocouple, vacuum condenser 50 pF. 7.5 K.V. contained in metal case 3½ × 4¾ × 3½in. with ceramic stand off terminals.

8/- post paid.



### INFRA RED IMAGE CONVERTER (Sniperscope).

This includes infra red image converter cell with a silver caesium screen which lights up (like a cathode ray tube) when the electrons released by the infra red strike it. The unit is supplied in wooden carrying case size 11 × 5 × 9in.

15/- post paid.

### R.F. UNITS

R.F.24 20-30 Mc/s Switched Tuning Valved 9/6 ea

R.F.25 40-50 Mc/s Switched Tuning Valved 9/6 ea.

Packing and postage 2/- each.



### THROAT MICROPHONES



**Type TS30.** U.S. manufacture. Complete with elastic strap. Lead terminating at plug PL291. New and boxed

2/3 post paid.



### WATERPROOF PLUG AND SOCKETS.

3-pin 5 amp., non-reversible. Suitable for caravan and trailers, etc. 1/3 per pair, post paid.

**FL8 Radio Filters.** Size 2½ × 3 × 2½in. 10/6 each. 1/6 post and packing.

**Cathode Ray Tube type 3BP1,** with mu-metal screen and base. 3in. short persistence tube. New. 22/6 p.p.

**Neon Tubes.** Miniature bayonet type 120 v., striking 1 meg. in series for mains. 1/6 p.p.

**Aerial Sections.** 12in. long, sleeved for making up length desired, ¼in. diam. Copper plated. 2/3 per doz. sections. Post paid.

**3 Bank Toggle Switches,** 5 amp. in Bakelite housing. Ref. 5C/544. 2/- p.p.

**All these fine offers are on display at**

# PROOPS

BROS. LTD. *The Walk-around Shop*


## 2-METRES!

### RECEIVER TYPE R1392

FREQUENCY 95-150 Mc/s (2-3 METRES)  
AIR TESTED 15-VALVE SUPERHET

Valve line-up: 1st and 2nd R.F. Amp VR.136 (EF.54); 1st local oscillator VR.65 (SP.61); 2 Oscillator Multipliers VR.136 (EF.54); 3 I.F. Amp. VR.53 (EF.39); A.G.C. 6Q7; Output 6J5; Muting VR.92; (EA50); Noise Limiter VR.92 (EA.50); B.F.O. 6J7; Mixer VR.136 (EF.54); De Mod. 6Q7.

Slow motion Tuning over 95-150 Mc/s or can be Crystal controlled.  
Power supply required: 240-250 volts at 80 mA 6.3 volts at 4 amps. Size 19 x 10 x 10in. Standard Rack Mounting. PRICE £6.19.6. Complete with valves and circuit diagram. Packing and postage 17/6. 10/- returnable on packing case.



**Mixer Unit Type 13.** Ideal for oscilloscope, comprising 19 valves and Cathode Ray tube V.C.R. 139A. Complete Mains 50-cycle power supply giving E.H.T., H.T. and L.T. Size 10 x 8 x 18 1/2 in. Circuit diagram supplied free with each unit. Good condition. £4, plus 10/- p.p.

**Air Pressure Pump Unit MK23/AP,** designed to keep constant pressure in equipment at varying altitudes. Containing 24-volt motor, 10,000 R.P.M., 1/50th H.P. Piston pump. Micro switch pressure trip (adjustable), panel light, switch, fuse. Size 4 1/2 x 6 x 3 in. black crackle case. Brand new in carton containing leads, plugs, pipe lines, and filters. 30/-, plus 5/- p.p.

**Hand Generator (ex-Dinghy Transmitter) 28V, 175A and 300V 40 mA. output.** Containing useful reduction gearing, housed in strong aluminium casting. Can be used for hand bench grinder, basis for megger, etc. Generator can be converted to mains motor. 15/- p.p.

**Rectifier Unit,** containing half wave 12 v. 1/2 a. selenium rectifier 1in. dia., housed in Bakelite case, size 2 1/4 x 1 1/4 x 1 1/4 in. 1/3 p.p.

**American Clockwork Intervalometer BC-608-A.** 72-hour jewelled compensated movement. Contacts make every 15 seconds. Can be easily converted to give variable time delay. Panel mounting 3 x 3 1/2 in. Brand new, 12/6, plus 1/6 p.p.

**Microphones. E.M., with switch.** Boxed, new, 1/6 p.p.

**Alarm Bells, U.S. manufacture-** 24 v. d.c., 3 1/2 in. dia. Stout aluminium casting. Boxed, new, 6/- p.p.

### RECEIVER TYPE R1132

FREQUENCY 100-126 Mc/s. 11- VALVE SUPERHET

Valve line-up: R.F. Amplifier VR.65 (SP.61); Frequency changer VR.65 (SP.61); Local Oscillator VR.66 (P.61); Stabilizer VS.70 (7455). 3 x I.F. Amplifiers VR.53 (EF.39); B.F.O. VR.53 (EF.39); Detector VR.54 (EB.34); A.F. Amplifier VR.57 (EK.32); Output VR.67 (6J5). Switchable A.G.C. and A.V.C. Variable B.F.O.

Circuit diagrams with units. Easily converted to cover Wrotham Band. No alterations to wiring required. Conversion Slugs and instructions, supplied free. Size 19 x 10 x 10in. Standard Rack Mounting. PRICE £3.7.6. Packing and carriage 15/- 10/- returnable on Packing Case.

### ABSORPTION WAVEMETER

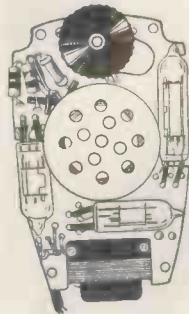
Easily converted to 2 metres or 70 cm. In Copper-plated metal case 3 1/4 x 4 1/4 x 5 1/2 in. with dial calibrated 0-100 and 80V Neon Tube. Coverage approx. 190-210 Mc/s. New. 6/6 each post paid.



**REFLECTOR in Bakelite case,** fitted with small bayonet cap holder. Size 5in. in diameter by 3in. deep. 2/6 post paid.



## Make a miniature POCKET RADIO



Incorporating high "Q" technique using the New Ferrite rod. Made possible by simple conversion of an ex-Govt. Hearing Aid.

**Technical Details.** A Germanium Diode Detector circuit followed by the existing 3-valve Amplifier, giving adequate amplification throughout the medium wave band.

This conversion can be carried out in approximately 30 minutes.

**SEE and HEAR this Miniature POCKET RADIO demonstrated.**

**THE COMPLETE KIT OF PARTS** includes a Tyne OL10 Hearing Aid (with Crystal microphone) in perfect working order with miniature earphone and moulded ear insert attached: ferrite rod, germanium diode, components, circuit diagram and full instructions. Price £2.6.6 (less batteries) post paid. **ALL COMPONENTS SOLD SEPARATELY.**

Deaf Aid Unit with earpiece.....	£1 15 0
Plastic Ear Mould.....	2 0
Ferrite Rod.....	5 0
Conversion Components.....	4 0
Batteries 1.5 v. L.T. (Type D.18)	8
30 v. H.T. (Type B.119)	4 3

**NOTE:** As the crystal microphone is not used in the Pocket Radio, it can, if desired, be used as a general microphone and it does not require a matching transformer.



NOTE: Orders and Enquiries to Dept. 'W'

Shop hours: 9 a.m. to 6 p.m.

Thursday: 9 a.m. to 1 p.m.

OPEN ALL DAY SATURDAY

# PROOPS

BROS. LTD.

*The Walk-around Shop*

52 TOTTENHAM COURT ROAD

LONDON

W.I.

Telephone: LANgham 0141

INTRODUCING THE NEW  
SELF-ILLUMINATING

**PRIMAXA,**  
SOLDERING GUN

**92/6** *post free*



The New Primaxa Model 100 carries its own illumination system with magnifying lenses for uniform and shadow free lighting of the soldering spot.

It is a **HEAVY DUTY** solderer, with increased soldering power and is ready for action in 6 seconds. Can be used intermittently without overheating. Available in 110, 200/220, 220/250v. for A.C. only. 50/60 cycles (100 watts).

**SHORT TECHNICAL DATA**

Power Consumption.....	100 watts
Heating Time .....	6 seconds
Effective Area .....	1 sq. in.
Weight.....	34 ounces
Cable Length .....	6 feet


**One Year's Guarantee**

*Sole Distributors :*

**S. KEMPNER LTD.**  
29 Paddington Street,  
LONDON, W.1

Phone: HUNTER 0755

The **PRIMAX**  
SOLDERING GUN (60 WATTS)



Price **72'6** is available as before.

**NEW ARCOLECTRIC SIGNAL LAMPS**

**For Low Voltage or Mains**

Illustrated are a few signal lamps taken from our wide range. The insulation of every Arcolectric signal lamp will resist a flash test of 1,500 volts A.C. The S.L.90 illustrated here is a typical Arcoelectric low voltage signal lampholder. It is designed to accept popular M.E.S. bulbs. The bulb is accessible from front or rear of panel. The domed plastic lens surrounded by a polished chrome bezel gives a most attractive panel appearance. This holder can be fixed in a single  $\frac{3}{4}$  in. hole. The mains voltage signal lamp SL88/N is supplied complete with an M.E.S. neon tube and a suitable series resistance.

Write for Catalogue No. 129



**ARCOLECTRIC**  
SWITCHES · LTD

CENTRAL AVENUE, WEST MOLESEY, SURREY. TELEPHONE: MOLESEY 4336 (3 LINES)

# G.W. SMITH & CO (RADIO) LIMITED

Phone: GERRARD 8204/9155  
Cables: SMITHEX LESQUARE  
3-34 LISLE STREET, LONDON, W.C.2

TRADE INQUIRIES  
INVITED

FOR ALL RADIO BARGAINS

WE PURCHASE ALL TYPES OF  
RECEIVERS AND TEST GEAR

**PORTABLE SUB-STANDARD MILLI-AMMETERS.**



Manufactured by Elliott Bros. Basic movement 1 m/a. Seven ranges 0/1, 0/5, 0/20, 0/50, 0/100, 0/200, 0/500 m/a. Accuracy 0.6% at 68°F. 6 inch mirror scale with knife edged pointer calibrated 0/100 m/a. Supplied brand new with leather carrying case. £12/10/- each.

**POST OFFICE UNISELECTORS.** Standard type, 25 position, 4 bank, 32/6; 5 bank, 37/6; 8 bank, 45/- each.

**AVO CASES.** Brand new leather cases for Universal Avo Minor, 7/6 each.

**MARCONI BAND III CRYSTAL CALIBRATORS.** Frequency coverage 170-240 Mc/s. Complete with 5 Mc/s Crystal, accuracy .001%. Supplied brand new in original transit case with spare set of five valves. £5 19/6 each.

**MIDGET REVERSIBLE MOTORS.** For operation on 6, 12 or 24 volts D.C. Size 2 x 1/4 in. Ideal for model makers. 10/6.

**HEAVY DUTY VOLTAGE REGULATOR TRANSFORMERS.** These transformers will regulate 50 cycle A.C. mains between 185 and 250 volts at 24 amps. Price £12/10/- each.

**WESTERN ELECTRIC HANDSETS.** Standard P.O. type. 12/6 each.

**DON MARK V FIELD TELEPHONES.** A pair of these telephones will give communication between any two points. Supplied brand new, complete with handset, buzzer, bell key and instructions. 39/6 each.

**LARGE SCALE 1 M/A. METERS.** Latest square type meter with 4 in. scale, brand new and guaranteed, 75/- each. Ditto with basic movement 500 microamp, 79/6 each.

**METER SWITCHES.** Standard "Yaxley" type, 8 bank, single pole, 9, 11, or 12 way. 7/6 each.

**VALVE VOLTMETERS.** A bargain test instrument measuring 15-200/500 volts D.C. on three ranges. Meter is a 2 1/2 in. 1 m/a. movement. Operation from 230 volts 50 cycle mains. Housed in wooden instrument case, size 14 x 8 1/2 x 9 in. Complete with all valves and supplied brand new. 79/6 each.

**METERS.** All brand new and boxed 0-50 m/a., 2 in. square, F.M., M coil, 7/6; 0-10 m/a., 2 1/2 in. round, F.M., M coil, 9/6; 0-150 m/a., 2 in. square, F.M., M coil, 7/6; 0-200 m/a., 2 in. square, F.M., M coil, 7/6; 0-200 m/a., 1 1/2 in. round, F.M., M coil, 9/6; 0-300 volts D.C., 2 in. square, F.M., M coil, 10/6; 0-5 amps, 2 1/2 in. round, F.M., R.F., 7/6; 0-10 amp, 2 1/2 in. round, F.M., M coil, 12/6.

**A.C. VOLTMETERS 50 CYCLE.** 0-15 volts, 2 1/2 in. round, F.M., M.I., 8/6; 0-20 volts, 2 1/2 in. round, F.M., M.I., 9/6; 0-300 volts, 2 1/2 in. round, F.M., M.I., 25/-.

**ROTARY CONVERTERS.** Input 24 volt D.C. Output 230 volt 50 cycle, 150 watt. Complete with metal case, £4 12/6.

**BENDIX TA-12B TRANSMITTERS.** Frequency range 300/600 Kc/s., 3.4-5 Mc/s., 4/6.4 Mc/s., 6.3/7 Mc/s. Two 807 P.A. stage, 807 buffer, and 4125 K7 oscillator stage. Supplied in brand new condition. £4 19/6 each.

**MARCONI SIGNAL GENERATORS Type TF390G.** Frequency coverage 4/100 Mc/s. Supplied brand new with spares, instruction manual and calibration charts. £25 each. Also TFG517, £35.

**BENDIX COMMUNICATION RECEIVER RA-1B.** A six wave band receiver covering 150 Kc/s to 17 mc/s. Gap 1.5 to 1.8 Mc/s. Valve line-up, 5 6K7, 1 6L7, 1 6R7, and 1 6K6 output valve. Power requirements 250 volt H.T. and 6.3 or 12 volt L.T. All receivers aerial tested before despatch. Only £11/19/6 each.

**DEAF-AID UNITS.** An exceptional offer of Deaf-Aid Units made by famous manufacturer. Complete with three sub-miniature valves, crystal mike, volume and tone controls, etc., less only outside bakelite case. 19/6. Ditto less mike, 12/6. Miniature ear-piece to match 3/5 or with lead and plug 4/6. Deaf-Aid Pocs, 1 megohm with switch, 1/- each.

**CAMBRIDGE UNIPivot GALVANOMETERS.** A few only of these instruments at a fraction of original cost. Specifications—F.S.D. 50-0-50 microamps, Res. 50 ohms, 3 in. mirror scale with knife edge pointer, Dia. 4 in., depth 2 in., supplied brand new and tested in leather carrying case. £3/19/6 each.

**BAND III CONVERTOR KITS.** Teletron Mk. I Converter Kit £2/8/- complete. Power unit components, 24/- extra. Teletron Mk. II Cascode Kit £2/15/- complete. Power unit components, 24/- extra. Repanco Cascode Converter Kit £2/17/6 complete. Power unit components, 24/- extra.

**CRYSTAL MICROPHONE INSERTS.** Ideal for tape recorders, amplifiers, etc., 4/6 each.

**MARCONI CR10 RECEIVERS.** Frequency coverage 60 Kc/s-30 Mc/s on six bands, gap 423-500 Kc/s. Two R.F. and three I.F. stages. Variable selectivity, crystal filter, self-contained power supply for operation on 230/250 volts A.C. Supplied in absolutely mint condition, calibration and sensitivity checked. £30 each.

**AVO ELIMINATOR POWER PACKS.** Input 230 volt A.C. Output 90 volts, stabilised V570, and 1.4 volts. Supplied brand new in bakelite case, fully fused. 39/6 each.

**R1155 RECEIVERS.** Frequency coverage 18.5-3 Mc/s, 1500-630 Kc/s., 500-200 Kc/s and 220-75 Kc/s on five bands. Brand new models in original transit cases. £11/19/6 each. A combined power unit and audio output stage for the above receiver for operation on 110/230/250 volts A.C. 79/6 each.

**100 MICROAMP METERS.** 2 1/2 in. flush mounting meter, scaled 0-1500 yards, first-grade instruments, brand new and boxed. 39/6. 250 Microamp, 3 1/2 in., brand new, 49/6 each.

**VARIAC TRANSFORMERS.** Brand new. 230 volt 50 cycle input. Output 0.250 volts, 9.4 amps. £15 each.

**TRANSFORMER BARGAINS.** No. 1. Primary 230 volts 50 cycle. Secondary 620-0-620 volts, 250 m.a., tapped 550 0 550 and 375 0 375 volts. Two 5 volt 3 amp windings. Ample space for 6.3 volt windings. 42/6. No. 2. Primary 230 volts 50 cycle. Secondary 5/0 5 volts, 5/0 5 volts and 5/0 5 volts at 5 amps. Brand new, 39/6. No. 3. Primary 230 250 volts 50 cycle. Secondary 4 volts 14 amps, and 6.3 volts C.T. 1 1/2 amp, at 10/6 each. No. 4. Primary 230 volts 50 cycle. Secondary 2,000 volts 5 m/a. Ideal for scope, 14/6 each.



**RECORD AMPLIFIERS.** A push-pull amplifier giving 8 watts output. For operation on 200/250 volts A.C. Standard gram input, output matched to 3 or 15 ohms. Tone and volume controls. Complete valve line-up: 6SN7, 6V6, 6V6, 5Z4. Supplied in an attractive cream desk type cabinet, brand new. £6/10/-.

**VALVE VOLTMETERS No. 2.** Specification—A.C. 230/250 volts 50 cycle input. 5 A.C. ranges 1.5/5/15/50 and 150 volts D.C. reading can be made up to 300 volts. Input impedance 50 megohms. Accuracy 1% at 50 meg and 5% at 200 meg. All instruments are supplied as new in transit cases. £17 10/- each.

**HALLICRAFTER POWER UNITS.** Brand new and boxed. 12 volt D.C. input. Output 250 volts 70 m/a. (supplied by vibrator unit) and 350 volts 165 m/a. (supplied by rotary transformer). Complete with smoothing and send/receive relays. Ideal for portable or marine transmitter/receiver. 59/6.

**12 VOLT ROTARY TRANSFORMERS.** Input 12 volt D.C., output 190 volts 65 m/a. Ideal for running electric razor or radio from car battery. Completely enclosed in small grey case. 19/6 each.

**INSTRUMENT POTENTIOMETERS.** Brand new American type. 10,000 ohms, 5 1/2 in. dia. Built in correction plate, 22/6 each. Colvern types, 3 1/2 in. dia. 50,000 or 100,000 ohms, brand new, 10/6 each.

**HEAVY DUTY L.T. TRANSFORMERS.** Input 230 volts 50 cycle. Output 17.75 volts 35/50 amps. Brand new and boxed, 72/6 each.

**BAND III CONVERTORS.** Brand new and guaranteed, 230/250 volt A.C. operation. £7/7/- each.

**H.R.O. 6 VOLT VIBRATOR SUPPLY UNITS.** Output 165 volts 80 m/a. 6.3 volt 3 amp. 6X5 rectifier, choke and condenser smoothed. 29/6 each.

**AMERICAN POWER RHEOSTATS.** Brand new and boxed. 8 ohm 3.3 amp., 8/6; 8 ohm 2.5 amp., 7/6; 60 ohm 1.3 amp., 7/6; 90 ohm 7/4 amp., 7/6; 200 ohm .35 amp., 5/6.

**MINIATURE MAINS TRANSFORMERS.** Input 220-240 volts A.C. Output 230 volts 25 m/a., 6.3 volts 1 1/2 amps. 10/6.

**VALVE BARGAINS.** 6H6 19; 5P61 2-6V6 6/6; VU111 19; 6U7 4/6; 5Z4 7/6; EA59 19; EF36 4/6; 5U4G 7/6; 6AG5 4/-; PEN46 4/6; EF80 10/6; ECC84 12/6; ECF80 12/6.

**SMOOTHING CHOKES.** American potted type "Collins" 8 henry 100 m/a., Res. 160 ohms, 8/6. Miniature "C" core, 4 henry 30 m/a., 4/6.

**BATTERY CHARGING EQUIPMENT.** Transformers. 200 250 volts input. Output 9 or 15 volts 1 amp., 9/9; 3.5 9 or 17 volts 1.5 amp., 12/6; 3.5, 9 or 17 volts 2 amp., 14/3; 3.5, 9 or 17 volts 4 amp., 16/6; Rectifiers full wave and bridged. 12 volts 1 amp., 5/6; 12 volts 2 amp., 11/3; 12 volts 3 amp., 12/9; 12 volts 4 amp., 14/3; 12 volts 10 amp., 32/6; 24 volts 1 amp., 9/-; 24 volts 2 amp., 17/6.

**HOURS OF BUSINESS:**—9 a.m.—6 p.m. Thursday 1 p.m. Open all day Saturday PLEASE PRINT NAME AND ADDRESS CLEARLY. ALSO INCLUDE POSTAGE OR CARRIAGE ON ALL ITEMS.



5 Harrow Road, Paddington, W.2

PADdington 1008/9 and 0401

OPEN MONDAY to SAT. 9-6. THURS. 1 o'clock

SEND STAMPS FOR NEW 1955 28 - PAGE CATALOGUE

**CAMBRIDGE UNIPIVOT GALVONMETER**



These are moving coil, permanent magnet 4in. diam. Unipivot instruments with knife edge pointer and 3in. mirror scale. Extremely sensitive movement 50-0.50 microamps, approx. with amazingly low internal resistance of approx. 50 ohms, the actual value being marked on each meter individually. Special safety device to protect movement. These are all in leather carrying cases and packed in original carton. Listed £14/10/0.

BRAND NEW 79/6

**SURPLUS VALVES IN STOCK. ALL VALVES NEW AND GUARANTEED**

1D8GT	10/-	6J7M	8/6	128C7	10/-	EB91	9/-
1G8	6/6	6K7G	6/6	12J5QT	7/6	EF50 (Bed 87)	10/-
1R5	7/6	6K7GT	6/6	12M7	8/6	EF54	6/-
1S4	7/6	6K7M	7/6	12M47	8/6	EL32	7/6
1R5	7/6	6K8GT	8/6	12R87	7/6	EL33	10/-
1T4	7/6	6E6G	6/6	14A7	8/6	HL23/DD	6/6
1A7GT	12/6	6H6GT	4/-	23A8G	8/6	HL23/DD	6/6
1A6GT	10/-	6H6M	5/-	25Z3	8/6	GU56	12/6
1H5GT	10/-	6K9G	9/-	35Z4GT	8/6	KW81	7/6
1N5GT	10/-	6K8GT	9/-	35Z4GT	8/6	KTW82	7/6
1Q5GT	10/-	6L4G	10/-	35L8GT	8/6	KTW63	7/6
1C5GT	10/-	1622 (6L6)	11/-	50L6GT	8/6	KT33C	10/-
1L4	7/6	6L7M	8/6	50R5	10/-	KT66	12/6
1JL5	7/6	6N7GT	7/6	50K5	10/-	KT2	5/-
1LD5	7/6	6Q7GT	8/6	42	8/6	PEN35	6/6
2Y2	5/-	6R7M	8/6	46	10/-	PEN46	7/6
3V4	7/6	6R7G	8/6	75	8/6	QP25	6/6
3N4	7/6	6S7M	10/-	80	8/6	QP21	8/-
3Q4	7/6	6R87M	7/6	807E	7/6	QP230	8/-
3Q5GT	10/-	6R97M	6/6	807USA	10/-	RF41	4/-
5U4G	8/6	6K8GT	6/6	805	35/-	TP22	8/-
5Y3GT	8/6	6R87	6/6	805	35/-	TP22	8/-
5Z3	8/6	6R87	8/6	813	105/-	TB233	10/-
5Z4G	8/6	6R97	8/6	866A	12/6	U17	5/-
6A7G	8/6	6R87GT	9/-	872A	25/-	U19	10/-
6A6	10/-	6S17GT	8/6	9001/2/3	6/-	U22	8/6
6C3	8/6	6R7	6/6	9004	6/-	U82	8/6
6D6	6/6	6R67	7/6	9006	5/-	VP23	6/6
6A8G	8/6	7C5	8/6	954/5	5/-	VP41	7/6
6AC7	8/6	7A7	8/6	958/7	6/-	VU111	4/-
6AG7	10/-	7C7	8/6	1298A	4/6	VU133	4/-
6B5	7/6	7H7	8/6	ATP4	4/-	VU120A	4/-
6C4	8/6	7B7	8/6	CV66	5/-	VT501	7/6
6C3M	7/6	787	10/-	CK510AX	5/-	VR100/30	8/6
6J5GT	5/-	8D2	4/-	DI	5/-	VR150/30	8/6
6J5M	7/6	9D2	4/-	D42	5/-	WTV/280/40	15/-
6A36	9/-	4D1	4/-	D53	3/-	X130	7/6
6A05	7/6	12A6	7/6	EA50	8/6	V870 (7473)	7/6
6BA6	8/6	12RGT	7/6	EB34	8/6	X8 (2v)	4/-
6F6G	7/6	12H6	7/6	EB33	6/6	XP (1.4v)	4/-
6BE6	10/-	12K7GT	8/6	EP36	6/6	Y63	8/6
6V6G	7/6	12A7GT	8/6	EP39	6/6	TZ40	35/-
6V9GT	7/6	12K4GT	8/6	EP43	12/6	R3	8/6
6V8M	10/-	12Q7GT	8/6	EP13C	4/-	OZ4	7/-
6J6	9/-	12S47GT	8/6	EP91	9/-	OZ4A	7/-
6AK5	9/-	12S47GT	8/6	EP50 (Ex-Units)	5/-		
6U5G	7/6	12S87	8/6				
6J7G	6/6	12S87GT	7/6				

**OBsolete TYPES (Available from Stock)**

LP2	3/6	TP22	8/-	U10	8/6	5A47	5/-
210LF	3/6	T1D12A	8/6	428PT	6/-	M4	7/6
P2	4/6	FW4/500	10/-	PEN4VA (71)10/-		PX25	12/6
VP2	8/6	7C133/C	10/-	PENDD4020		MU14	8/6
SP2	8/6	F13C	10/-			MH4	5/-
VP2B	8/6	W4PEN	7/6				

**LATEST TYPES NOW IN STOCK**

EB41	10/-	DK40	10/-	PCF90	15/-	35W4	8/6
EY51	12/-	RF50	10/-	PC84	15/6	BRF80	11/6
EF41	11/-	EACR80	10/-	PCF82	12/6	EP85	10/6
EJ41	11/-	ECC85	10/-	12A77	9/-	EPF92	10/-
EZ40	10/-	ECL80	12/6	12A76	9/-	ECP92	15/-
EM34	10/-	FL81	12/6	12A77	9/-	PAB080	15/-
CL41	11/-	FL82	10/-	12A76	9/-	8A76	9/6
TY41	11/-	PY81	10/-	12B86	10/-	11723	8/6
UP41	11/-	EM80	10/-	12A8H	12/6	12AX7	10/-
UCB42	12/6	6X4	8/-				
UBC41	10/-	PY82	10/-				

**METERS**

F.S.D.	Size	Type	Fitting	Price
500 micro.	2 1/2 in.	M.C.	P.	17/6
500 micro.	2 in.	M.C.	F. Sq.	17/6
500-0.500 micro.	2 1/2 in.	M.C.	F.R.	25/-
400 micro.	3 1/2 in.	M.C.	F.R.	59/6
5 m/a.	2 in.	M.C.	F. Sq.	7/6
5 m/a.	2 1/2 in.	M.C.	R.P.	10/-
30 m/a.	2 in.	M.C.	R.P.	7/6
30 m/a.	2 1/2 in.	M.C.	F.P.	10/-
50 m/a.	2 in.	M.C.	F. Sq.	7/6
100 m/a.	2 1/2 in.	M.C.	F.P.	10/-
150 m/a.	2 in.	M.C.	F. Sq.	7/6
200 m/a.	2 1/2 in.	M.C.	F.P.	10/-
500 m/a.	2 1/2 in.	M.C.	F.P.	10/-
1 amp.	2 1/2 in.	T.C.	R.P.	6/-
1 amp.	2 1/2 in.	M.C.	R.P.	10/-
3 amp.	2 in.	T.C.	F. Sq.	6/-
4 amp.	2 in.	T.C.	F. Sq.	6/-
6 amp.	2 1/2 in.	T.C.	F.R.	7/6
20 amp.	2 in.	M.C.	R.P.	7/6
30 amp.	2 in.	M.C.	F. Sq.	7/6
6 volt.	2 1/2 in.	M.C.	R.P.	10/-
15 volt.	2 1/2 in.	M.I.	F.R.	10/-
20 volt.	2 in.	M.C.	F. Sq.	7/6
300 volt.	2 in.	M.C.	F. Sq.	10/-
600 volt.	2 1/2 in.	M.C.	F.R. (with shunt)	17/6
1,500 volt.	2 1/2 in.	M.C.	F.R. (with shunt)	17/6
3,000 volt.	2 1/2 in.	M.C.	F.R. (with shunt)	17/6
4,000 volt.	2 1/2 in.	M.C.	F.R. (with shunt)	17/6
300 volt (50 cy.) A.C.	5 in.	projection.		50/-

R.P.=Round Projection. M.C.=Moving Coil. T.C.=Thermo-coupled. F. Sq.=Flush Square. F.R.=flush round. G.E.C. 1 m/a. meter rectifiers, 8/6.

**SPECIAL REDUCTION FOR SETS OF VALVES**

1A7GT, 1N5GT, 1H5GT, 1A6GT (or 1Q5GT or 3Q5GT)	40/-
10 EF50 (8 1/2-brand new units), 5/- ea.	45/-
6K9G, 6K7G, 6Q7G, 5Z4G, 6V8G	37/6
1R5, 1R5, 1T4, 1R4 or (3R4 or 3V4)	27/6
TP25, HL23/DD, VP23, PEN25 (or QP25)	25/-
6K9G, 6K7G, 6Q7G, 25A6G, 25Z5	37/6
12K8GT, 12K7GT, 12Q7GT, 35Z4GT, 35L8GT (or 60L6GT)	37/6
12S47GT, 12S87GT, 12S47GT, 35Z4GT, 35L8GT or 60L6GT	37/6
DK96, DK92, DAF96, DL96 10/6 ea.	39/6

**MEGERS**

EVERSHED WEE-MEGGER 0.20 meg. 250 volt ..... £8 0 0  
 RECORD "MINOR" 0.20 meg. 500 volt ..... £8 0 0  
 BOWTHORPE CONTINUITY METER 0-300Ω and 100-200,000Ω ... £3 5 0  
 All in new condition and guaranteed.

**14 WATT HIGH FIDELITY F.M. AND RECORD AMPLIFIER**

200/250 volt A.C. First Quality Components only. Stewart Transformers and Chokes. Partridge Output Transformer. Bass and Treble Controls (Boost and Cut). Supply Socket for Tuner Unit. Ideal for Denco F.M. Feeder. 5 valves—6SN7, 6SL7, 6L6, 6L6, 5Z4. Complete ready for use.

BARGAIN PRICE £17/10/-.

**RCA 31A PHOTO-ELECTRIC CELL AND MULTIPLIER**

For facsimile transmission, living spot telecine transmission and research involving low light-levels, 9-stage multiplier. Brand new and guaranteed, only £2/10/- Special 11-pin base 2/-. Data sheets supplied. Equivalent to Mazda 27M1 and 27M2.

**MORSE PRACTICE KIT**

Complete with buzzer, morse tapper and battery compartment on baseboard. 6/-, post paid.

**DENCO F.M. FEEDER UNIT**

Finest Audio available. Complete kit of parts, including drilled chassis. 5 valves: types 6AM6, 12AB8, EB91 and 2 6AB6. Also complete circuit and wiring diagram £9/7/6. Or assembled and aligned, £8/10/-, Alignment only 10/-.

**2 GANG TUNING CONDENSERS**

.0005 Midget 2 1/2 x 1 1/2 in. .... 5/-  
 .0005 Midget 2 1/2 x 1 1/2 in. with trimmers ..... 8/6  
 .0005 Standard Size, with trimmers . 7/6  
 .0005 with 4 way push-button assembly ..... 7/6

**TRANSMITTER/RECEIVER "38" WALKIE TALKIE SETS**

Special offer of above set, complete with 5 valves, 4-ARPI2 and ATP4, with circuit. Range 7.4 to 9 mc/s. These sets are not guaranteed but are serviceable.

KLYSTONS AND MAGNETRONS. 723AB, 726A, 726B, CV129, 725A, 417A, 235A.  
 Prices on application.  
**25/-**  
 Junction box 2/6 extra.

**RADAR AND ELECTRONIC EQUIPMENT**


Aircraft Radar type RT-5 AP54. Brand new in original containers. I.L.S. equipment. R89/ARN5, and 733D. AS27A aeriels, RT115A/AP515 (MD4C/AP52). Brand new, complete with 723A/Bs etc.

KLYSTONS AND MAGNETRONS. 723AB, 726A, 726B, CV129, 725A, 417A, 235A.  
 Prices on application.  
 Inquiries invited.



**"R.F. 26" F.M. CONVERTOR UNIT—88/100 Mc/s.**

We can now offer this self contained Unit comprising 6 Valves—2 6BA6, EB91, VR137, EF54, EF54. Two I.F. stages and separate local oscillator also Muirhead graduated vernier drive assuring easy tuning.



**COMPONENTS OFFERED TO COMPLETE F.M. UNIT**

- New RF26 Unit with 3 valves VR137, EF54, EF54 £11/2/-
- Complete set of all components for conversion including 2 6BA6 and EB91, tuning condenser, I.F.T.s Osc. and coils. Resistors and fixed condensers, plus wire and tag strips, £4/10/6.
- Instruction Book with technical circuit and complete lay-out diagrams, 1/6.
- Voltage required 250 v. 50 mA. 4.3 2 amps.
- Special offer of all above items and RF26, including circuit, £6/5/-, postage 3/-.

**ALL ITEMS SOLD SEPARATELY**

- Charge for alignment when completed
- Assembled, aligned and ready for use

7 6  
28 10 0

Call for demonstration.

**QUARTZ CRYSTALS**

Type FT243 Fundamental frequencies,

2-pin, 1/2 in. spacing.

200 types in the following frequencies:

5,675 Kc/s to 8,650 Kc/s in steps of 25 Kc/s.  
5,706 Kc/s to 8,340 in steps of 33.333 Kc/s.

ALL BRAND NEW 10/- each.

Special price for complete sets of 80 or 120.

Above are ideal for re-grinding.

Type FT241A. 54th Harmonic. 2-pin 1/2 in. spacing.

Mc/s.	Mc/s.	21.5	26.0
21.1	23.2	22.0	26.1
21.2	23.4	22.8	26.4
21.4	24.4	22.9	27.0

BRAND NEW AND GUARANTEED 7/6 each.

FT241A 200 Kc/s., 10/- FT241A, 465 Kc/s., 10/-.

**BRAND NEW AMERICAN EQUIPMENT**

- U.S.A. DYNAMOTORS
- Input 12 v., output 350 v. 180 m/a. 45/-
- AMERICAN OIL-FILLED CONDENSERS
- 2 mfd. 600 v. wkg. 3/6
- 4 mfd. 600 v. wkg. 6/-
- 8+8+4 mfd.. 600 v. wkg. 12/6
- ALSO
- 8+8 475 v. wkg., tub can 4 -
- 10 mfd., 475 v. wkg., tub can 2/-
- Co-Axial Conversion Plug.
- Converts U.S.A. to British Pye plug 2/-
- HALLICRAFTER Output Transformer 5/-
- HALLICRAFTER Modulation Trans. 5/-
- HALLICRAFTER 3 gang Condenser 70 PF 7/6
- HALLICRAFTER 455 kc/s. LFT, per pair 10/-
- JENSEN 5in. P.M. Speaker 21/-

**R.F. UNITS**

- R.F.24 20/30 Mc/s. 12/6
- R.F.25 40/50 Mc/s. 15/-
- R.F.26 50/65 Mc/s. 30/-
- R.F.27 60/80 Mc/s. 35/-
- Brand new, carr. free.

**CATHODE RAY TUBES**

- VCR139A. 2 1/2 in. C/R Tube. Brand new in original cartons (carr. free) £1 15 0
- VCR97. Guaranteed full T/V picture (carr. 2/-) £2 0 0
- VCR17C. Guaranteed full T/V picture MU-METAL SCREENS for VCR97 or 617. P.P. 1/6 10 0
- 6in. ENLARGER for VCR97 or 617. P.P. 1/6 17 6
- VCR97. Slight out-off. Carr. 2/- 15 0
- 3BP1 Brand new £1 10 0

**RADIO-GRAM CHASSIS**

- 3 Wave-band Superhet. Med., long and short.
- 5 Latest Type MULLARD Valves.
- 4 Position Switching Gram., med., long, and short.
- Provision for Extension Speaker. A.C. Mains. 110/250 volts.
- Chassis 11in. x 7in. x 2 1/2 in. Scale Bin. Square.
- Or Chassis 13 1/2 in. x 6 1/2 in. x 2 1/2 in. Dial 10in. x 5 1/2 in. PRICE £10/5/-.
- BRAND NEW AND GUARANTEED.
- CARR. PACKING AND INS. 10/-

**VIBRATOR PACKS, ETC.**

- Input 12 v., output 300 v. 44 mA. 25/-
- Input 6 v., output 180 v. at 40 mA. 21/-
- Vibrator Transformers 6 v. 180 v. 40 mA. 7/6
- Vibrator Transformers 6 v. 250 v. 80 mA. 8/6
- Vibrator Transformers 12 v. 250 v. 80 mA. 8/6
- Vibrators 12 or 24 v. 4 pin 5/-
- Vibrators 6 v. 7 pin synchronous 12/6
- Vibrators 12 v. 6 and 7 pin synchronous 12/6
- Vibrators 2 v. 7 pin synchronous 7/6
- Erie Plug Suppressors 1/-
- Erie Dynamo Suppressors 1/6

- MUIRHEAD Slow motion drive 48-1 diameter 32 10/-
- MUIRHEAD Precision slow motion dial and drive with cursor type D132A 12/6

**B.S.R. RECORD CHANGERS**

- Very latest type "Monarch" in hammered gold finish. 3-speed with HGP37 crystal turnover pick-up. Plays mixed records. Brand new and guaranteed. Listed at £16/10/- £7/19/6

**AN APA-1 CATHODE RAY INDICATOR AMPLIFIER UNIT.**

Complete, comprising 3BP1 C.R.T., 7-6SN7gts, 1-6H6, 1-6G6, 1-2X2, 1-6X5, valves. Brand new. £4/19/6 plus carriage 7/6

**62A INDICATOR UNIT**

Containing VCR97 with Mu-Metal Screen 21 valves:—12-EF50, 4-SP61, 3-EA50, 2-EB34. Plus Pots., Switches, H.V. Cond., Resistors, Muirhead S/M Dial, Double Deck Chassis and Crystal. BRAND NEW ORIGINAL CASES, 67/6. Carr. 7/6.

**BC966A I.F.F.**

Containing 13 valves. 3-7193, 7-6SH7, 3-6H6 metal. 18 v. dynamotor and fan output 450 v. 60 mA. with three speed geared motor plus 4 relays, condensers and resistors. In good condition. 35/-, Carr. 5/-.

**INDICATOR UNIT TYPE 182A**

Unit contains VCR517 Cathode Ray 6in. tube, complete with Mu-metal screen, 3 EF50, 4 SP61, and 1 5U4G valves, 9 wire-wound volume controls and quantity of resistors and condensers. Offered BRAND NEW (less relay) at 67/6. Plus 7/6 carr. "Radio-Constructor" scope circuit included.

**RT40:APNIX**

U.S.A. Airtmeter containing 13 valves. 3-125J7, 4-12SH7, 1-12H6, VR150/30, 2-955, 2-9004, plus 4 relays, magnetic sounder condensers and precision resistors. Also 12 v. dynamotor, output 285 v. 75 mA. Brand new original cartons 65/-.

**PYE 45 Mc/s. STRIP TYPE 3583 UNITS**

Size 15in. x 8in. x 2in. Complete with 45 Mc/s. Pye Strip, 12 valves, 10 EF50, EB34 and EA50, volume controls, and hosts of Resistors and Condensers. New condition. Modification data supplied. Price 69/6. Carriage paid.

**STROBE UNITS**

Brand new in sealed cartons, these contain 6 EF50's, 5 EA50's, 1 5P61, a host of condensers, resistors, transformers, chokes, relays, switches, 7 pots and 5 smoothing condensers. Size 18x8 1/2 x 7 1/2 in. Only 59/6, carriage free.

**U.S.A. INDICATOR UNIT Type BC929A**

In black crackle cabinet 14 1/2 in. x 9 in. x 9 in. Complete with 3BP1 C/R Tube. Shield and Holder, 2-6SN7GT; 2 6H6GT; 1 6X5GT; 1 2X2; 1 6G6, Vcontrols, condensers, etc. Ideal for 'scope. Brand new, 65/-, Carriage Paid.

**PHILIPS COMMUNICATION RECEIVER P.C.R3**

Brand New, in original cartons. Valves. Frequency 12/560 metres. Less power unit. Can be adapted for mains at cost of 35/- £10/10/-.

**CRYSTAL MICROPHONE INSERTS**



7/6  
POST FREE

7/6  
POST FREE

Ideal for tape recording and amplifiers. No matching transformer required.

**HENRY'S RADIO LTD.,**  
**5 HARROW ROAD,**  
**PADDINGTON, W.2**  
**PADDINGTON 1008/9 & 0401**

ALL GOODS CARRIAGE FREE UNLESS OTHERWISE STATED

# WE OFFER A MOST COMPREHENSIVE RANGE OF QUALITY EQUIPMENT

## Test Equipment

AVO model 7, £15. AVO electronic test meter, £28. AVO valve characteristic meter, £40. AVO battery signal generator, wide range, £22/10/-. Taylor 65C signal generator, £14/10/-. Evershed bridge megger 500V. 250V. Wee Meggers in stock. Marconi TF144G signal generators, 100 kc/s-20 Mc/s. TF390G 16-150 Mc/s, £25 each. TF517 150-300 Mc/s. Wayne Kerr inductance bridge, £30.

★ **FERRIS RADIO and FIELD STRENGTH METER**, mode 32A, range .15-20 Mc/s.

★ **G.E.C. signal generators** BW232, frequency range 450-1,000 Mc/s. £75 cash.

Cossor Double Beam 'scope type 339, £45. Ditto, type 1049, £140. Single beam 'scope, type 1039, £25. Mullard 'scope, £35. Browning Laboratories 'scopes 110V £18 each. U.S.A. Stark 22-range A.C./D.C. meters, £5/5/- each. Ekco pattern generator, £6/10/-.

★ **General Radio** type 804B signal generators, range 7.5-330 Mc/s, output 1 $\mu$ V-20mV, £65.

## U.S.A. Microwave Test Gear

No technical manuals for sale. Please write for prices.

TS45. 3 cm. signal generator. TS3. S band power frequency meter. TS13. X band signal generator. TS14. S band signal generator. TS120. X band pulsed signal generator. TS34. Radar synchroscope. TS36. X band power meter. TS56/AP. Slotted Line, range 428/700 Mc/s., £65. TS69. 300-100 Mc/s. frequency meter. TS127. 300-700 Mc/s. frequency meter. TS174 (V.H.F. version of BC221) 20-250 Mc/s. TS175. 80-1,000 Mc/s. **GENERAL RADIO** type 804B. 8-300 Mc/s. signal generator, £70.

Ferrio type 32A. Radio noise and field strength meter. All laboratory equipment may be inspected by appointment.

Whether new or used, it is all guaranteed to be in perfect condition

Call, write or phone NOW. GERrard 8410-4447

## UNIVERSAL ELECTRONICS


22/27 LISLE STREET, LEICESTER SQUARE, LONDON, W.C.2.

Shop hours, 9.30 a.m. to 6 p.m.

Thursday 9.30 a.m. to 1 p.m.

OPEN ALL DAY SATURDAY

## Marconi Signal Generator



Here is an excellent opportunity to secure high class test equipment at a most reasonable price.

### MARCONI SIGNAL GENERATOR TYPE TF-517F

150-300 Mc/s and 18-58 Mc/s. Complete with output cable and attenuator pad. Rebuilt and calibrated.

£35 Carriage extra

Guaranteed to be in perfect operating condition

SEE ALSO ADVERTISEMENT ABOVE

## UNIVERSAL ELECTRONICS

22/27 LISLE STREET · LONDON · W.C.2

"AUTOMATIC PEN RECORDERS," type D. (Elliott Bros.). Chart range 0-3,000in; chart speed, 3in. per minute; range, 0-5 mills.; motor voltage, 230V. NEW and unused. £50 each.

## Receivers

Eddystone 640, 740, 750. Hallicrafters SX23, SX24, SX17, S20R, S20. Hammurlund HQ127X. National HRO Junior and Senior, NC100, 230, NC57, NC173, etc. RME39, RME39, RCA AB3D-LF, AR77E, HT11 Radiotelephones; Marconi CR100's; Phillips; G.E.C., and many other models.

## V.H.F.

Hallicrafters S27, 28-150 Mc/s; S27CA 135-230 Mc/s; and receivers from 30-3,000 Mc/s.

## Manuals

For RECEIVERS AR88D-LF, AR77E, R107, Marconi CR100, S20R, SX24, SX23, B2, RX/RX, HROs, etc., photostatic copies, per copy £1/7/6.

## Receivers · Klystrons · Magnetrons

U.S.A. type. APR4 Receiver complete, 30-1,000 Mc/s. APR5, 1,000-6,000 Mc/s. Klystrons 723/AB 3 cm., 707A, 707B, 2K28, 2K33 (1.5 cm.), CV123.

Magnetrons. 723A, 2J32, 2K33, 2K25, 2J36, 2J33, 2J54, 2J22, TR cells 1B24, and many other items of equipment covering HF, VHF, UHF and centimetric bands.

## ★ U.S.A. FREQUENCY METERS TYPE BC221

125 kc/s-20 Mc/s. Complete with calibration charts.

Available from stock.

CONDITION PERFECT.

RCA TRANSMITTERS. Type ET-4331. 1 kW. (telephone); 1.4 kW. (telegraph). Frequency range 3 Mc/s to 20 Mc/s.

S.C.R. 399 complete with petrol generator P.E.95G (10kw.). BC610 TRANSMITTERS with speech amplifier, aerial tuning unit, etc. Brand new.

RCA TRANSMITTERS. Type ET-4335. Complete with original speech amplifier, crystal multiplier and VFO units. Unused and reconditioned. Can be supplied with very large quantity of spares.

RCA TRANSMITTERS. Type ET-4332 modified by R.A.F. for use on crystal or master oscillator. Complete with speech amplifier.

MULTI-CHANNEL TRANSMITTER T-4/FRC, with modulators MD-1/FRC, 2 Mc/s to 18 Mc/s. Each channel 400 w. output. W.S. No. 19 & 22. Both complete with installation kit. Tropicalised. New.

MAGNETO 10 LINE, U.C., 40 Line F & F TELEPHONE SWITCHBOARDS (complete).

MARCONI SIGNAL GENERATORS Type T.F. 144G. As new, checked.

A.R.88Ds, BC.312, BC.342, R.109.

METAL RECTIFIERS Type 1B, D.C. output 10 amps at 22 v., input 200 250 v., 50 crs.

All above items in excellent working condition.

Working demonstration upon request

SPARES A large selection available for SCR399 (BC610), ET4336, SCR610, EEB Telephones, and Teleprinters type 7B

TX VALVES 805, 807, 813, 861, 66A, 100TH, 250TH, and many others.

Large stock of Tx condensers, crystals and other components.

## P.C.A. RADIO

New Address, Offices and Works


BEAVER LAXE, HAMMERSMITH, LONDON, W.6

Telephone: RIV 8006/1

**RADIO · TELEVISION · HI-FI · ELECTRONICS · RECORDERS**

**Everything for the HI-FI Enthusiast!**

**LASKY'S RADIO**



**DFNCO F.M. FEEDER UNIT**

All components and valves in stock. Uses 6AM6, 12AH8, EB91, and two 6BA6. COMPLETE PARCEL £6/7/6. Post extra. DATA BOOK, 1/6 post free. All components available separately.

**DENCO F.M. COMPONENTS**

Coils, each 3/11. I.F.s., each 7/- Ratio Discriminator, 12/6 Chassis and Screens, 7/6 Dial and Drive, 9/- VALVES complete set of five, 42/6. Post 1/-.

**THE JASON F.M. TUNER**

Special Parcel containing Data Book, chassis, front end, dial, drive, tuning condenser, full set of coils, I.F.s., ratio detector, etc., 68/9. Post 2/6.

Book only, including our fully itemised price list, 2/-, post free. The above Tuner uses 4 6AM6 and 2 crystals, and can be built for £6/15/- plus 2/6 post.

We can also supply the above Unit built by the Jason Co., aligned and tested for £15/17/- including P. Tax.

**CERAMIC CONDENSERS for F.M.** All values 9d. each.

**"WIRELESS WORLD" F.M. Feeder** (Amos & Johnson) Reprint 2/-, post free.

**"TWEETERS"**



Electrostatic H.F. Speakers for use with amplifiers or sets. Supplied with full data and circuit diagrams.

LSH100 (as illus.), 7-18 kc/s, 20 db., inherent cap. 1,100 p.f. For outputs up to 20 watts. Size: 5 x 4 x 3/4 in., 21/-.

LSH518. As above, for outputs of 10-12 watts, (wide angle sound distribution). Size: 7 x 2 x 3/4 in. Price 17/6.

LSH75. Inherent cap. 800 p.f. For outputs up to 6 watts. Size 3 x 3 x 3/4 in., 12/6. Post free.

**MICROPHONE BARGAINS**



ACOS MIC22/2, with stand as illustrated. List 4 gns.

LASKY'S PRICE 42/-

Moving Coil Hand Type with switch. List 5 gns.

LASKY'S PRICE 45/- Post 2/6.

TABLE MIKE STANDS. Chrome heavy base, 2 sections, 12/6. Post 2/6

PLATED MIKE FLOOR STANDS, telescopic, folding base, height 3ft. to 5ft. 3in. 32/6. Post 3/6.

**GORLER CONTINENTAL F.M. COMPONENTS**

UT.340. A self-contained V.H.F. front end unit incorporating a grounded grid amplifier, mixer oscillator (ECC85) and first I.F. amplifier. Completely wired and tested, 59/9. (Valve extra).

UT.341. As above but with baseplate and 2-gang condenser incorporating 1.3 reduction drive. Supplied pre-aligned 95/5.

Ratio Discriminator Coils, URF, 10/- each. 15.7 mc/s I.F. Trans. UF376, 7/- each.

F.M. TUNER using Gorler components. The Book, 2/6, post free. Drilled chassis, dial and drive assembly for above Tuner, 47/6. Also in stock: P.B. Coil Packs and combined I.F. Trans., etc., for constructing AM/FM Tuner.

**HI-FI SPEAKERS**

The fullest range of W/B. Stenorian, Wharfedale, G.E.C., Goodmans, Baker, etc., all sizes, 3-15 ohms. We have the one to suit your purpose and pocket.

**STOP PRESS AUTUMN BUDGET**

No increase in our prices while stocks last


DULCI AM/FM TUNER UNIT complete with valves and magic eye indicator. 16 gns.

T.S.L. EMPRESS AM/FM TUNER UNIT, complete. £13/15/-.

**HI-FI AMPLIFIERS**

Comprehensive range. Examples: LEAK, Point One. £28/7/- R.D. Junior £26 R.D. Minor. £12/17/6 UNITELEX .8! and 9 1/2 gns.

**SPECIAL OFFER!**




**6 VALVE RADIOGRAM CHASSIS COMPLETE WITH VALVES**

Famous Manufacturer's Surplus. 6 valve 3-wave Superhet. L3-50 m. short. 200-530 m. medium. 1,000-2,000 m. long. Brand new Mullard valves: ECH42, EF41, L63, EB41, 6V6 g.t., E240 and finest quality components. Triax. switch. 485 Kc/s I.F. one control, three-regular dials. Overall size: 13 1/2 x 3 1/2 in., height 12 1/2 in. Aperture required for dial and controls 11 x 3 1/2 in. Complete with valves, output trans., knobs, etc.

LASKY'S PRICE £10/19/6 Carriage and packing 7/6 extra.

**B.S.R. MONARCH 3-SPEED AUTO-CHANGERS**



LATEST 1955 MODEL. NEW AND UN-USED. Takes 10 records of all sizes (mixed) in one loading. HGP.37 crystal turnover pick-up. Handsome cream or dark beige finish. Supplied complete in maker's carton.

LASKY'S PRICE £7/19/6 Post 3/6.


CABINET to take above Radogram Chassis and Auto-Changer. attractive design, oak veneer, £8/15/- Carriage 17/6.

**SPECIAL OFFER OF GARRARD "T" UNITS**

3-speed single record player, A.C. mains, complete with two Decca fff high fidelity pick-up heads. Limited quantity only. Listed at £14/3/-.

LASKY'S PRICE £12/12

**Band III Conversion for All! THE CYLDON TURRET "TELETUNER"**



Previously supplied to Set manufacturers only.

This 12-channel Tuner consists of a turret having 12 clip-in aerial and mixer coil strips. When the turret is rotated the appropriate strip locates on a contact panel providing the necessary connections to the valves and circuit. Supplied with coils for Bands I and III. London and Birmingham, B.B.C. and I.T.A. (4 sets of coils).

This type of tuner construction enables you to clip in pre-aligned coils for the reception of any station not already provided for in Bands I, II and III. at the same time affording for maximum gain, high stability and minimum noise. which are essential in a modern tuner.

Valves used: PCC84 R.F. double triode, cascode R.F. amplifier. PCF80. Triode pentode f.c. and mixer. Will work with most sets. Full instructions and circuit diagram supplied free.

99/6

Post 2/6. Knob, 3/6 extra.

**TELETRON BAND III CONVERTER COIL SET**

For use with TRF and superhet Band III VV receivers. Uses two 2719. Circuit, wiring diagram, alignments, full details with each set. 15/- Post 1/6.

**TELETRON BAND III CONVERTER MK. I**

The complete Kit to build this Converter, including drilled chassis, condensers, resistances, coils, 2-ER40 valves etc., 48/6. Post 1/6. Full instructions and circuit diagram supplied. Drilled chassis only. 2/6.


**TELETRON BAND III CONVERTER MK. II**

Uses latest type valves, Cascode R.F. amp. and triode pentode F.C., ECC84 and ECF82, etc. THE COIL SET, 17/6. Complete Kit of parts, including valves, drilled chassis and diagram. 59/6. Post 1/6. Circuit Diagram only. 2d.

**VALRADIO BAND III TUNERS**

Full range in stock. Price £8. Post extra.

**FAMOUS MAKE 12 CHANNEL TUNER**



Covers Bands I and II. Complete with valves EF80 and ECC81. Ceramic valve holders finest quality components, precision made. Switch and fine tuning. I.F. output 20-25 and 40-50 Mc/s. Freq. coverage 50-87 Mc/s. and 175-215 Mc/s. Supplied with full details and circuit diagram.

LASKY'S PRICE 89/6 Pos: 3/6. Knob 2/9 extra.

**THE "UNIVERter"—FOR ALL AREAS**

Band III Converter for home-constructed or factory-made Band I receivers. Uses two Z77, one B309, one U78. Contains its own power supplies. Walnut veneer Cabinet. Price, complete with valves and all instructions. £9/9. Post free.

● HIRE PURCHASE TERMS on certain items. Write stating requirements ●

**MORE MONEY-SAVING LASKY BARGAINS ON NEXT PAGE**

# LASKY'S RADIO

SAVE POUNDS! ORDER BY POST IF YOU CANNOT CALL

## Famous Amplifiers Built on T.C.C. Printed Circuits

The latest advance in Amplifier design. We can now supply from stock two famous Amplifiers, the Osram 912 and Mullard 5/10, built on the new printed circuit technique. All specified components, T.C.C. condensers, Lab. resistors, etc., are used and you have your choice of transformers and chokes by Partridge, Haddon, W/B or Ellison. Demonstrations given any time.

**The MULLARD 5/10 AMPLIFIER**, built on T.C.C. printed circuit, supplied fully assembled complete with valves, ready for use. Price, depending on make of transformers used

**15 Gns.**

Printed Circuit separately 22/6.

New Mullard Amplifier Book, 3/6.



All Components for either above Amplifiers supplied separately, for printed circuit or conventional construction. Price Lists on request.

**The OSRAM 912 AMPLIFIER**, built on T.C.C. printed circuit, supplied fully assembled complete with valves, ready for use. Price depending on make of transformers used. **19 Gns.**

Printed Circuit separately, 50/-  
Book of the Osram 912, price 4/-.



### DRILLED CHASSIS AND DIAL ASSEMBLY

Size 13½ x 7 x 2½ in. drilled for five latest type miniature valves, mains trans., I.F., etc. Dial 13 x 14 in., for horizontal or vertical mounting. Spin wheel tuning. All pulleys and spindle supplied. Post 3/-.

**LASKY'S PRICE 19/6**

### ALUMINIUM CHASSIS

18 S.W.G., undrilled, 4 sides, reinforced corners. Depth 2½ in.  
6 x 4 4/- 12 x 8 7/- 16 x 10 8/3  
8 x 6 5/- 14 x 9 7/6 12 x 3 4/9  
10 x 7 6/- 16 x 9 8/- 12 x 6 6/6  
Post 1/- per chassis extra.

### DULCI RADIO CHASSIS

Full range 3 and 6 wave, £6/19/6 to 21 gns.

### GANG CONDENSERS

.0005, less trimmers.  
2-gang, standard, 5/6, min., 6/6.  
3-gang, standard, 7/6, min., 10/6.  
4-gang, standard, 10/6.  
With Trimmers:  
2-gang, standard, 7/11, min., 7/6.  
Post extra.

### SPECIAL OFFER OF PICK-UPS

Standard play. Offered at ALMOST HALF PRICE. Goldring, Bantam magnetic, or Acos Crystal type GP10. Post 25/- free.

### SPECIAL PURCHASE



**ACOS TURNOVER CRYSTAL CARTRIDGES**, complete with styli GP29. List 42/11. **LASKY'S PRICE 18/6**  
Post 1/-.

**PICK-UPS, HEADS, ARMS** L.P. or standard, by Collaro, Garrard, Goldring, Acos, B/J, Decca, etc., all types. Full stocks of all styli. Also full range of pick-up styli.

**SPECIAL! PLASTIC COVERED WIRE**, stranded copper, B07. All colours in 100ft. lengths. Per coil 2.6. Post 9d.

SENTERCEL METAL RECTIFIERS			
RM1	RM2	RM3	RM4
3/8	4/3	5/6	16/-

Post extra.

SENTERCEL E.H.T. RECTIFIERS			
K3/40	K3/45	K3/50	K3/100
6/-	8/2	8/8	14/8

Post extra.

**L.V. RECTIFIERS** 12 v., all types in stock.  
1 amp., ½-wave, 3/6. 2 amp., ½-wave, 4/11. 4 amp., full wave, 15/- 6 amp., full wave, 21/- Post extra.

**TRANSCRIPTION MOTORS** in stock. Collaro 2,000 and 2,010, Garrard 307, Connoisseur, etc.

### 3-WATT MIDGET A.C./D.C. AMPLIFIER. PUSH/PULL VERY HIGH GAINS. 4 valves: 2 U1-41 in push pull, 1 UCB42 and 1 UAF42.

Input voltage 100/100 A.C./D.C. Very easily converted to 230 volts. Supplied with circuit diagram and all details. Size 9 x 4 x 4 in. Uses two metal rectifiers, one each RM2 and RM3. Ideal for ships, record players, tape recorders, home record players, baby alarms, etc., etc. Supplied complete fully assembled and wired, with four valves. **LASKY'S PRICE 65/-**  
Carr. free.



### LASKY'S 4-WATT A.C. AMPLIFIER KIT

Uses 1 each 6SL7, 6V6, 5Z4. All components, chassis, valves, output trans., mains trans., £4/5/-. Carriage and packing 2/6. **INSTRUCTION BOOK** and shopping list, 1/-, post free.

### P.M. SPEAKERS

6½ in. 17/6. 8 in. 19/6. 10 in. 19/- Plessey H.D. 10 in. 25/- 6 x 4 Elliptical 18/6. Plessey 12 in. 32/6. Post extra.



### TAPE DECK MOTORS.

Anti-clockwise, shaded pole. Special offer. Limited quantity only. **COLLARO, 25/-**  
**GARRARD, 26/6.** Post extra.

### EX-GOVT. ACCUMULATORS.

2 volt, 10 a.h. Size 1½ in. square x 5½ in. high. Made by Canadian Exide.

**LASKY'S PRICE 4/6.** Post 1/-.

### SPECIAL OFFER!



### COMPLETE 5-VALVE RADIO CHASSIS

Brand new and unused. A.C./D.C. 200/250 volts. I.F. 465 kc/s. A.V.C., 4 wate output, 3-station pre-set, frame serial, fully aligned, chassis 10 x 5½ in., max. height 5½ in. Completely wired and ready for use, with the addition of a speaker and output transformer. Two controls, volume and station switch. Valves used. 10C1, 10P9 or UF41, 10LD11, 10P14, U404 or UY41  
**LASKY'S PRICE 69/6** less valves. Post 3/6 extra.  
With valves 25/10/6.

## SPECIAL OFFER OF TAPE DECK CASES

As illustrated. Will take Truvox Tape Deck with space for amplifier, feeder unit and speaker. Overall dimensions with lid closed, 19 in. x 14 in. x 13 in.

**LASKY'S PRICE 35/-**  
Carriage 5/-.

### TRUVOX TAPE DECKS

Latest model Mk. III NU, twin track, two-speed, three motors, press button control. **£23/2/-**



### SPECIAL COMBINED OFFER

The Tape Deck Case as illustrated above, together with the above Truvox Tape Deck. **£24/10/-**  
Carriage paid.

### LANE TAPE DECK

Mk. VI, 2-speed, 7½ and 3½ in. per sec. Three high-grade motors, **£18/10/-**.

### LATEST GRUNDIG TAPE RECORDER. In stock, 45 gns.

**TELETRON FERRITE ROD AERIALS** Medium wave, 5 in. long, 8/9. Long wave, 8 in. long, 12/6.

### IGRANIC JACK PLUGS

Standard type, each 2/6

### RECORDING TAPE

Kraft base, length 1,200 ft. Cylond metal spools, 12.11. Post 1/-.

All makes of Tape stocked—Scotch Boy, EMI, Grundig, Puretone, Ferrograph, Basf, Agfa, Gevaert, etc., and the new Scotch Boy Thin Tape 190M and Grundig Long-playing Tape. All types of Spools stocked.

### CYLDON TAPE SPOOLS

5 in., each 1/6.

### LATEST BRENNEL TAPE EQUIPMENT

The DECK. Three-speed, 3½, 7½ and 15 in. per sec., three motors, record and play-back. **18 Gns.**  
All latest refinements.

The AMPLIFIER. 4 watts, for use with 3 ohms speakers. Magic eye, high fidelity. **16½ Gns.**

The CARRYING CASE, £5/18/-.  
Write for full details.



### LATEST COLLARO RC.54

3-speed High Fidelity Mixer Changer, Studio O crystal turnover p.u. **LASKY'S PRICE £9/19/6**  
Carr. 3/6. Also supplied with Studio P crystal p.u. 15/- extra

### RECORD PLAYING UNITS

3-speed, auto and hand change. All types in stock—Garrard, Collaro, B.S.R., etc.

● HIRE PURCHASE TERMS on certain items.

MORE MONEY-SAVING LASKY BARGAINS ON NEXT PAGE

EVERYTHING FOR HOME CONSTRUCTOR & SERVICEMAN

SPECIAL OFFERS OF CABINETS

**BUREAU RADIOGRAM CABINET.** Handsome design, solidly constructed, beautiful Walnut veneer finish, generous record storage space. Further details and illustration on request.  
**LASKY'S PRICE** 14 gns. Carriage 17/6. Available on H.P. Terms.

**OCTAGONAL SPEAKER CABINETS.** Special design for use with the G.E.C. metal cone Speaker. Exactly per specification on Carriage 6/6. **£12/10/-**

**AERIAL MASTS.** 2 telesc. section, extending to 15ft. Complete with guys, etc., 25/- Carriage 3/6.

**AERIAL RODS.** Steel, heavily copper-plated. Any number fit together. 12ft. long 2/6 doz., post free.

SPECIAL OFFER!

**GOODMANS "H" type OUTPUT TRANS.** 30 watts., 10,000 ohms. 3 x 15 ohms. Listed at £4.  
**LASKY'S PRICE** 45/- Post 2/6.

MAINS TRANSFORMERS

All 200-250 v., 50 c.p.s. primary finest quality, fully guaranteed.  
**MBA/3.** 350-0-350 v. 80 mA. 6.3 v. 4 a. 5 v. 2 a. Both filaments tapped at 4 volts. 18/-  
**MBA/8.** £25-0-225 v. 100 mA. 6.3 v. 3 a. 5 v. 2 a. With mains tapping board, 22/6  
**MBA/7.** 250-0-250 v. 80 mA. 6.3 v. 3 a., 5 v. 2 a. Both filaments tapped at 4 volts. 18/-  
**MBA/10.** 500-0-500 v. 150 mA. 6.3 v. 4 a. 5 v. 3 a., 32/6  
**AT/3.** Auto trans. 0-10-120, 200-250-240 v. 100 watts, 17/6

OUTPUT TRANSFORMERS

Min. type (3S4, etc.)..... 3/6  
 Midget 3/3. Multi-ratio 3/11  
 Standard pentode, 4/6  
 All other types by Partridge, Ellison, etc., in stock.

FILAMENT TRANSFORMERS

6.3 v. 1.5 amp. .... 5/11  
 6.3 v. 3 amp. .... 9/6  
 200-250 v., special 0-30 v. tapped ..... 17/6

BRIMISTORS

CZ1 2/6 CZ2 1/6 CZ3 6d. WX6 1/6

NO SHORTAGE OF BAND III EQUIPMENT AT LASKY'S  
 LARGE STOCKS OF BAND III AERIALS OF ALL TYPES

**KING PIN,** indoor loft..... 7/6  
**WOLSEY MINOR,** indoor loft..... 12/6  
**WOLSEY TWIN-LOFT,** combined Bands I/III ..... 17/6  
**AERIALITE** 3-element loft..... 32/6  
**AERIALITE** 5-element loft..... 42/6  
**LABGEAR,** 3-element loft..... 19/6  
**LABGEAR,** combined Bands I/III. 27/6  
*Outdoor Band III Aerials for fitting to existing masts:-*  
**AERIALITE,** 3-element..... 30/-  
**AERIALITE,** 4-element..... 38/6  
**AERIALITE,** 5-element..... 42/6  
 Wall-fitting Bracket and Mast, 20'-extra Chimney lashing and mast, 32/6 extra Antiference, Belling Lee and other well known makes of Aerials in stock.  
**CROSSOVER BOXES:** Labgear, 15/- Antiference, 12/6, Wolsey, 15/-, Belling Lee Diplexes, 12/6.  
**CO-AXIAL CABLE,** semi-shielded, vd. 9d. AERAXIAL, vd. 10jd. 300 ohms FEEDER, vd. 9d.

1-in. ARMOUR PLATE GLASS

12in. actually 13 x 10½ 3/6  
 14in., actually 13½ x 10½ 5/6  
 17in., actually 17½ x 15 7/6  
 Post extra.

HIRE PURCHASE

Terms available on certain items. Write stating your requirements.  
**OVER 50,000 VALVES**  
 One of the largest stocks in England. All makes and types, B.V.A. and ex-Govt. Also C.R. Tubes.

LASKY'S RADIO

★ LASKY'S RADIO CONSTRUCTOR PARCELS ★



With your choice of Cabinets as Illustrated.



**PARCEL No. 1**  
 Contains everything to build a 4-valve 3-wave superhet for 200/250 A.C. mains. Uses 6K8, 6K7, 6Q7, 6V6 valves. Attractive wood cabinet, walnut veneer, or plastic cabinet as illustrated. Size 12 x 6½ x 5½in. deep. **CAN BE BUILT FOR £7/19/6** (Carr. and packing 2/6).

**PARCEL No. 2**  
 Contains everything to build a T.R.F. 3-valve set for 200/250 A.C. mains, medium and long wave. Uses 6K70, 6J7, 6V6, and metal rectifiers. Neat plastic cabinet, walnut or ivory finish, or wood cabinet. Size 12 x 6½ x 5½in. deep. **CAN BE BUILT FOR £5/10/-** (Carr. and packing 2/6).

**INSTRUCTION BOOK** for either above sets 1/- post free.  
**CABINETS ONLY,** plastic or wood, 17/6 Carriage 2/6. All components available separately.

VALUE IN MAGNIFICENT TV CABINETS

**THE DE LUXE.** Complete with mask, glass, castors, shelf, bearers, C.R.T. neck end protector, back, speaker, fret and baffle board. Finished in beautiful figured medium light or dark walnut veneer, with high polish. Suitable for most home constructor TV Receivers, including the "Viewmaster," "Practical Television," "Tele-King," "Magnaview," "Wireless World," etc. Supplied with cut-out for 14in., 16in. and 17in. C.R. tubes at no extra cost. An allowance of 4/6 will be made if the mask is not required.  
 Inside dim.: Depth 16½in., width 17½in., Height 28in. Overall height 32in. Width 18½in. Adaptor frames for fitting 9in. or 10in. C.R. tubes available if required.  
**LASKY'S PRICE** £8/10/- Carriage 12/6.



**THE ROTHESAY.** Outstanding contemporary design. Absolutely rigid construction through-out with the finest laminated woods, veneered in walnut, polished light, medium or dark shade. Fitted with gold anodised speaker grille. C.R.T. aperture frame is detachable, supplied to suit any size tube to order. **NOTE SIZES:**  
 Outside dim.: 34½in. high, 21½in. wide, 21½in. deep. Inside dim.: 18½in. wide, 19½in. deep. Size of top: 22½ x 21½in. Thickness ½in.  
**LASKY'S PRICE** £9/19/6 Carriage 15/- extra. **WITH FULL-LENGTH DOORS** veneered both sides, polished to match the cabinet and mounted with full-length piano hinges. £14/9/6. H.P. Terms arranged for any of above Cabinets.

TRANSISTORS & GERMANIUM DIODES

All types in stock.

SPEAKER FRET

Large selection. Plastic, tyran, cloth, expanded metal

Five frequency ranges: 18.5-7.5 Mc/s.; 7.5-3.0 Mc/s.; 1,500-600 kc/s.; 600-200 kc/s.; 200-75 kc/s. Supplied in maker's original wood transit case.

**LASKY'S PRICE**  
**BRAND NEW** ..... £11 19 6  
 Secondhand, Grade 1 ..... £9 19 6  
 Secondhand, Grade 2 ..... £7 19 6  
 Carriage 17/6 extra, including 10/- returnable on packing case.

ASSEMBLED POWER PACK-OUTPUT STAGE FOR R.1155 RECEIVER

For use on 200-250 v. A.C. mains. Complete with two valves. In metal case size: 12 x 7 x 6½in 79/6. Carriage 5/-. Power Pack for above. Fitted with 6½in. p.m. speaker 25/5/-, Carriage 5/-.

MAKERS' SURPLUS TV COMPONENT BARGAINS

WIDE ANGLE 38 mm.

Line E.H.T. trans., ferrox-cube core, 9-16 kV ..... 25/-  
 Scanning Coils, low imp. line and frame Ferrox-cube cored Scanning Coils and Line Output Trans., 10-15 kV, EY51 winding, Line Trans. incorporates width and linearity control. Complete with circuit diagram, the pair. .... 50/10/6  
 Frame Output Transformer ..... 17/6  
 Frame or line blocking osc. transformer ..... 4/6  
 Focus Magneta Ferrox-dure ..... 25/-  
 P.M. Focus Magneta, Iron Core ..... 19/6  
 Duomagn Focallisers ..... 29/6  
 300 mA. Smoothing chokes ..... 15/-  
 Electromagnetic focus coil, with combined scan coils ..... 25/-

STANDARD 35 mm.

Line Output Transformers, No E.H.T. 12/6  
 Line Output Transformers 6-9 kV. E.H.T. and 6.3 v. winding Ferrox-cube ..... 19/6  
 Scanning coils. Low imp. line and frame ..... 12/6  
 Ditto by Igranio ..... 14/6  
 Frame or line blocking oscillator transformer ..... 4/6  
 Frame output transformer ..... 7/6  
 Focus Magnets:  
 Without Vernier ..... 12/6  
 With Vernier ..... 17/6  
 Focus Coils, Electro-magnetic ..... 12/6  
 200 mA. Smoothing chokes ..... 10/6

MIN. CRYSTAL DIODES

Glass type, wire ends, each 1/6. GEX.45 and equivalent types, various makes, 3/6.

C.R.T. MASKS

12in. rubber, complete with armour plate glass. Dustproof. Black, 7/6. White, 10/-  
 Plastic Masks, 14in., 6/6. 17in., 7/6. De Luxe, 17in., 15/-  
 E.E. 16in. polystyrene. List 42/-  
**LASKY'S PRICE** 29/6. Post extra.

12in. MOULDED IMPLOSION GUARDS, 7/6. Post extra.

CONDENSERS & RESISTORS

Full range of types in stock.

R1155 RECEIVERS

NOW AVAILABLE ON EASY TERMS



LASKY'S RADIO

LASKY'S (HARROW RD.) LTD.

TWO ADDRESSES FOR PERSONAL CALLS

Open all day Saturday. Early closing: Thursday.

42 TOTTENHAM COURT ROAD, W.1.

Between T.C.R. and Goodge St. Stns. MUSEum 2605.

370 HARROW ROAD, PADDINGTON, W.9.

(Opposite Paddington Hospital) CUNn.ingham 1979-7214.

ALL MAIL ORDERS TO HARROW ROAD PLEASE

**MIDLAND INSTRUMENT CO.**

**HAND GENERATORS**, generates 28-v. L.T. and 300-v. H.T. through enclosed gearbox coupled to the generator, complete with ratchet handle, with data for converting in a few minutes to a 200/250 v. A.C./D.C. motor with final drives of approx. 60, 12 and 2 r.p.m., unused 17/6, post and packing 2/6.

**PARMEKO TRANSFORMERS**, tapped 200/250 v. A.C. mains, output 250-0-250 v. at 80 m/A., 6.3 v. at 2 amps., 6.3 v. at 4 amps., screen, superior ironclad, all terminations marked, unused 7/6, post 2/-.

**HOOVER ROTARY TRANSFORMERS**, midget type, input 12 v., output 365/310 v. at 30 m/A., size 4 1/2 in. long, 2 in. dia., weight 20 oz., new boxed, 15/-, post 1/3.

**ROSS ACHROMATS**, unmounted, 5 types all 40 mm. dia., f/1.7, f/2, f/2.3, f/2.7, f/3, focal lengths are approx. 2 1/2 in., 3 in., 3 1/2 in., 4 in. and 4 1/2 in. respectively, new and perfect, 10/- each, post 6d.

**SELSYN TRANSMITTERS** (Magslips), 3in. type, pure synchron. x-y-1-2-3, suitable as master or slave, 50 v. 50 cycle single phase A.C. operated. When two or more of these are wired up, the rotation by hand (or other means) of one, will result in a 100 per cent. follow in the other(s), both clockwise or anti-clockwise, supplied brand new with test report, in tropicalised sealed cartons. Value, £8 each, our price 25/-, post 2/-, 2 for 50/-, post paid with wiring diagram.

**HIGH-LOW IMMERSION HEATERS**, 230-250 v. 2,000 watts, removable link for 3-heat control, plated copper stem 18in. long from fixing screw, requires 1 1/2 in. dia. tank hole, removable brass top termination cover with insulated cable bush, new, unused, 45/-, post paid.

**INFRA-RED RECEIVERS TYPE 5C/3157**. A hand-held instrument for direct viewing of otherwise invisible sources of infra red, consists of the focussing optical system, infra-red filter, image inverter cell, eyepiece magnifier, with length of screened H.T. cable, requires 2 kV. to 4 kV ta'dng infinitesimal current to operate, size 6in. long, 2 1/2 in. dia., weight approx. 1 lb., new unused, fraction of original cost, 30/-, post 1/6.

**VENNER TIME SWITCHES**, 200/250 v. (state voltage), A.C. mains, 10-amp. mercury switch contacts. A.C. sync. motor loads the spring-driven jewelled lever clock movement, runs for 40 hours disconnected, "in" and "out" within the 24-hour automatically compensated solar dial, external on/off switch, in dearest cases with glass window in hinged lid, guaranteed perfect, original cost about £12. Our price 60/-, post 2/6.

Many other bargains; send 3d. with S.A.E. for current lists.

MIDLAND INSTRUMENT CO., MOORPOOL CIRCLE, BIRMINGHAM, 17

Tel. : HAR 1308

**TRANSFORMERS  
COILS  
CHOKES**

LARGE OR SMALL QUANTITIES  
TRADE ENQUIRIES WELCOMED

SPECIALISTS IN

**FINE WIRE WINDINGS**

MINIATURE TRANSFORMERS, PICK-UP,  
CLOCK AND INSTRUMENT COILS, ETC.  
VACUUM IMPREGNATION TO APPROVED STANDARDS

**ELECTRO-WINDS LTD.**

CONTRACTORS TO G.P.O., M.O.S., L.E.B., ETC.

123-5-7 PARCHMORE ROAD, THORNTON HEATH, SURREY  
LIVINGSTONE 2261 EST. 1933

**BUILD ONE OF THESE RADIOS NOW**



Total building cost

**£5.7.6**

Build this exceptionally sensitive twin-triode radio. Uses unique assembly system and can be built by anyone

**49'6**

of beautiful walnut veneered cabinet or ivory or brown bakelite. This is the lowest possible price consistent with high quality. No radio knowledge whatever needed... can be built by anyone in 2-3 hours, using our very simple, easy-to-follow diagrams. This terrific new circuit covers all Medium and Long waves with optional negative feedback, has razor-edge selectivity, and exceptionally good tone. Price also includes radio drilled and punched chassis, set of simple, easy-to-follow plans—in fact, everything! All parts sparkling brand-new—no junk! Every single part listed before despatching. Uses standard octal-base valves: 6K7G high-frequency pentode feeding into 6J5G anode-bend detector triode, coupled to 6V6G powerful output beam-power tetrode, fed by robust rectifier. For A.C. Mains, 200-250 Volts (low running costs—approximately 18 Watts) Size 12in. x 6in. x 5in. Build this long-range powerful midget NOW. Send 2/- for priced parts list, testimonials, etc., or send £5/7/6 for all parts and set of plans. (Add 2/6 for packing and post.) C.O.D. 1/6 extra. All orders despatched by return carefully packed.

without a radio knowledge whatever in 45 minutes. Handsome black-crackle steel case with specially made black and gold dial with stations printed. Size of radio only 6in. x 5in. x 3in. Covers all Medium and Long waves—uses one only silver battery which costs 7s. 9d. and lasts many months, as H.T. consumption is only 1 to 1.5 ma. Ideal for Bedroom, Garden, Holidays, etc. Many unsolicited testimonials. Mr. Norton, of Osted, writes: "Yesterday evening on the Medium waveband I counted 32 separate stations: I am very pleased with the set, which is well worth the money. Cost of all parts, plans—everything down to last nut and bolt, 49/6 including post, packing, etc. or send 2/- for priced parts list, testimonials, etc. Note: We stock complete range of components and valves, orders despatched by return. Mail Order Only."

**CONCORD ELECTRONICS (Dept. W.W.1)**  
31, Queens Road, BRIGHTON, 1

**TO OVERSEAS BUYERS, LABORATORIES AND OTHER USERS.**

We invite your enquiries for all types of U.S.A. surplus electronic equipment.

**ALTHAM RADIO COMPANY,**

Jersey House, Jersey Street, Manchester, 4.

Telephone: Central 7834/5/6

Largest stocks of Government surplus equipment in Europe.

**OSMOR**  
**FREE!**  
Send 7 1/2 in stamps for circuits, practical drawings, of F.M. Tuner, Band III Converter, 5 and 6 valve S'het, Battery S'het T.R.F. & various Miniature circuits, Switching circuit, etc. ALSO PRICE LISTS

**418 BRIGHTON ROAD, SOUTH CROYDON, SURREY**  
Telephone: CROYdon 5148

**SPECIALISTS in R.F. COILS**

PROTOTYPE, DEVELOPMENT & BULK WAVE-WINDING OF HIGH "Q" COILS, COIL PACKS, ETC.

Components and information concerning most published circuits in WIRELESS WORLD PRACTICAL WIRELESS RADIO CONSTRUCTOR (Circuits and Drawings 7 1/2 on request)

★ **F.M. TUNER** ★ **BAND III CONVERTER** ★

# Best Buy at Britain's

**RECEIVER R1123A** covers 100-124 Mc/s with variable tuning. Ideal for conversion to F.M. Complete with 11 valves and circuit diagram. Brand new condition. Requires external power supply. Regret owing to limited number these are only available for callers. Price 65/—.

**RECEIVER 25/73 (TR1196)** superhet receiver with 465 kc/s I.F.s. Complete with all valves—2-EF39, 1-EK32, 2-EF36, 1-EBC33. BRAND NEW with full conversion data. Price 27/6.

**R.F. UNITS. ALL BRAND NEW and BOXED.** RF24, 23-30 Mc/s, 12/6. RF25, 40-50 Mc/s., 17/6. RF26, 50-65 Mc/s., 29/6 and RF27, 65-85 Mc/s., 32/6.

## R.C.A. AMPLIFIERS MODEL MI—11220



- ★ Manufactured by Radio Corporation of America.
- ★ Brand new and unused.
- ★ Power output 12 watts at 5-7.5-15-600Ω.
- ★ Valve line up, 2 of 6L6, 4 of 6J7, 1 of 5U4.
- ★ Tapped transformer for use on 190-250 volts A.C.
- ★ Grey crackled case, size 17 x 11 x 9in.

**CIRCUIT SUPPLIED. ONLY £9. 19. 6**  
(LESS VALVES, AS SHIPPED BY MAKERS)  
SET OF VALVES, NEW, BOXED, 59/6

RANGE	TYPE	SIZE	PRICE
30 Microamp.	D.C. M/C	2 1/2in. flush circular	59/6
101 mI range	D.C. M/C	2 1/2in. flush circular	59/6
500 Microamp.	D.C. M/C	2 1/2in. prof. (sealed 10 V.)	19/6
501-1-500 MicroA.	D.C. M/C	2 1/2in. fl. circ. (sealed 100-0-100 V)	25/-
1 Millamp.	D.C. M/C	2 1/2in. flush circular	22/6
1 Millamp.	D.C. M/C	2 1/2in. desk type	25/-
5 Millamp.	D.C. M/C	2 1/2in. flush square	7/6
10 Millamp.	D.C. M/C	2 1/2in. fl. circ. (blank scale)	10/6
100 Millamp.	D.C. M/C	2 1/2in. flush circular	10/6
150 Millamp.	D.C. M/C	2 1/2in. flush square	7/6
1 Amp.	Thermo.	2 1/2in. projection	6/9
3 Amp.	Thermo.	2 1/2in. flush square	5/9
30 Amp.	D.C. M/C	2 1/2in. circuit prot.	7/6
30-0-30 Amp.	D.C. M/I	Metal case	12/6
30-0-50 Amp.	D.C. M/C	2 1/2in. flush square	21/6
15 Volt	A.C. M/I	2 1/2in. flush circular	8/6
300 Volt	A.C. M/I	2 1/2in. flush circular	25/-
300 Volt	D.C. M/C	2 1/2in. flush square	10/6

## GALVANOMETERS 79/6

These are moving coil, permanent magnet 4in. diam. Unipivot instruments with knife edge pointer and 3in. mirror scale. Extremely sensitive movement 50-0-50 microamps, approx. with amazingly low internal resistance of approx. 50 ohms., the actual value being marked on each meter individually. Fitted with a movement clamping device which comes into operation when meter is lifted from bench. These are all in leather carrying cases and packed in original maker's carton. BRAND NEW, and outstanding value at 79/6 each.

**TRANSMITTER TYPE 12.** Frequency coverage 1.2 to 17.5 Mc/s in four bands. M.O., Buffer, P.A., 2 stage Modulator, built-in stabilised A.C. mains power pack. P.A. Anode current meter M.C.W., C.W and R.T. operation V.F.O. or crystal controlled. Super "Table Topper" size 24in. x 12in. x 17 1/2in. Weight 134lb. Complete with all valves ready for operation. In first-class condition and tested before despatch with circuit and full instructions. Only £20. Can be demonstrated to callers.

**HEAVY DUTY SLIDING RESISTORS** 250 watts rated to carry 25 amps., resistance 0.4 ohms, metal stand, size 9in. x 4in. x 6in. high. Price 7/6 each BRAND NEW.

PLEASE ADD POSTAGE OR CARRIAGE ON ALL ITEMS.

**MARCONI SIGNAL GENERATORS.** Type TF390G. Brand new with spares, instruction manual and charts. Price £25. **DU MONT OSCILLOSCOPES.** 5in. CRT, standard controls, 50 cycle main. operation. A de luxe instrument suitable for laboratory use. Price £35. A few only Sylvania 'scopes, as advertised previously, still available at £30.

**AVO "ALL DRY" BATTERY ELIMINATOR**—government surplus. For A.C. mains 200/250 volts, output 1.4 volts at 300 mA. and 65 volts at 10 mA. Employs metal rectifiers and VS70 stabiliser. Size 8 1/2in. x 5in. x 3 1/2in. Suitable for all personal portable type sets, full instruction: supplied. New, in cartons and all tested prior to despatch. Price 39/6.

**HIGH VOLTAGE POWER PACKS**—ex-U.S.A. Brand new. Input 15 volts A.C., output 1,000 volts at 250 mA. Brand new, complete with two 1616 valves, double choke and paper smoothing. £5/5/—.

**HOUR METERS.** 200-250 volts 50 c/s. 4 1/2in. diam. Direct reading 1/10 to 10,000 hours in five scales. Indicates the time any A.C. mains operated apparatus has been in use. Ideal for life testing, process timing, etc. BRAND NEW and BOXED. 39/6 each.

**METER RECTIFIERS.** 1mA. Salford instruments, 8/6; 2 mA., S.T.C. as used in E.M.I. Output Meter 5/6. All are full wave bridge and brand new.

**ERIE HI-K CERAMICONS.** 1,000 pfd. 4 B.A. chassis mtg. Particularly suitable for V.H.F. decoupling etc. Price 10/6 dozen.

**HEAVY DUTY POTENTIOMETERS.** Wire-wound on porcelain former, 2 1/2in. diam. 20 W. 1,200 ohms, 6/6 each. Colvern-type wire-wound 5,000 ohms, 2 1/2in. diam., 7/6 each.

### X'TALS

465 kc/s S.T.C. 200 kc/s. American G.E.C., 1/2in. pins, brand new and boxed at 10/— each.

1,000 kc/s 2 1/2in. pins, British standard 0.01% at 19/6 each.

**BRAND III CRYSTAL CALIBRATORS BY MARCONI INSTRUMENTS.** Govt. Freq. range 170-240 Mc/s. Directly calibrated dial. 5 Mc/s crystal oscillator. Self-contained power pack for A.C. mains operation. Grey metal instrument case, size 15 1/2in. x 10in. x 10in. Completes with crystal and all valves, spare set of valves, instrument case, size 15 1/2in. x 10in. x 10in. Complete with crystal and all valves, spare set of valves, instruction manual. BRAND NEW IN ORIGINAL TRANSIT CASE, a real SNIP at only 65/19/6.

**H.R. HEADPHONES.** Consist of two high resistance earpieces with adjustable metal headbands. Price, less cord, 6/6.

**EX-ADMIRALTY.** Primary 250 v. 50 c/s. Secondary 5-2.5 v. 5-0.5 v. and 5-0.1 v., all at 5 amps., each winding. This means, in effect that you can have 5, 10, 15, 20, 25, 30 v. at 5 amps. or other possible combinations. Size 4 1/2in. x 4 1/2in. x 6in. high. Weight 12lb. BRAND NEW. A very useful transformer at only 39/6.

**EX-ADMIRALTY.** Primary 230 v. 50 c/s. Secondary 620-550-375-0-375-550-620 v. (620 v. at 200 mA., 550 v. at 250 mA.). Two rectifier windings at 5 v. 3 amps. each. Total rating 278 vA. Upright mtg., weight 24lb. BRAND NEW, 39/6.

**HEAVY DUTY L.T. TRANSFORMERS.** Standard tapped primary. Type A, 30 v. 35 amp. or Type B, 50 v. 16 amp. Size 6in. x 5 1/2in. x 8in. high. Weight 24lb. BRAND NEW, not ex-Govt. Suitable for soil heating, rectifiers, chargers, etc., special offer, 55/— each.

**HOURS OF BUSINESS:** 9 a.m.-6 p.m. Thursday 1 p.m. Open all day Saturday.

### COMMUNICATIONS RECEIVER

**R1155.** BRAND NEW "MINT" condition. R1155A. £11/19/6. R1155B with super slow-motion drive, £12/10/—, R1155A, shop soiled models, as new, £9/19/6. Used models £7/19/6.

"L" and "N" MODELS. Cover trawler and shipping bands. Excellent condition. £17/19/6. All receivers supplied with FREE BOOKLET. Re-aligned and aerial-tested before despatch and gladly demonstrated to callers. Send S.A.E. for full details of power packs and receivers or 13 for booklet. D/F Loops and Visual Indicator Meters available.

**A.C. MAINS POWER PACKS AND OUTPUT STAGE.** All our power packs are guaranteed for 6 months.

**Type A.** In smart black metal case, size 8 1/2in. x 4 1/2in. x 6 1/2in. less speaker, price £6/10/—.

**Type B.** With built-in 5in. speaker in black metal case size 13 1/2in. x 5 1/2in. x 7 1/2in. Price £5/5/—.

**Type C.** With an 8in. speaker in specially designed beautiful black crackle cabinet to match receiver, size 11 1/2in. x 10 1/2in. x 6in. A de Luxe job. Price £6/10/—.

NOTE: 10/- REDUCTION WHEN PURCHASING ANY OF THE ABOVE POWER PACKS WITH RECEIVER.

**PYE I.F. STRIPS.** A 45 Mc/s unit for London vision frequency. Easily modified for new standard I.F. of 34-38 Mc/s. Complete with 1 E453 and 6 EF50 valves. Circuit provided. BRAND NEW. 59/6 each.

### COMMUNICATIONS RECEIVER

**ADMIRALTY TYPE B.28 (EX-MARCONI CR.100).** Valve line up 2 RF, F.C. separate local Osc., 3 I.F.s, 2nd Det. Output, B.F.O. and rectifier. Self contained power supply 200/250 volts A.C. 50 c/s. Variable selectivity (crystal filter), 6,000, 3,000, 1,200, 300 and 100 cycles. Frequency coverage 60 kc/s to 30 Mc/s in six ranges, continuous except for gap between 420 to 500 kc/s. Size 16in. x 13 1/2in. x 12in. Weight 82lb. The set for the serious operator. Thoroughly overhauled in superb condition, complete with new valves and air tested prior to despatch. A real bargain at only £30.

### MOVING COIL METERS

by famous makers. BRAND NEW and boxed. Size 4 1/2in. x 4 1/2in. Scale length 4in. 0-500 micro A. D.C. Resistance 200 ohms. A beautiful instrument, as illustrated, for only 79/6. 0-1 milli A. D.C. Resistance 100 ohms. As above, but has uncalibrated scale of 50 equal divisions. Price only 75/—.



## CHARLES BRITAIN (Radio) Ltd.

11 UPPER SAINT MARTIN'S LANE  
LONDON, W.C.2. TEMple Bar 0545

One Minute from Leicester Sq. Station (up Cranbourn St.)

# CLYNE RADIO LTD.



18, TOTTENHAM COURT ROAD, LONDON, W.1.

MUSEum 5929/0095.

(50 yards only from Tottenham Court Road Tube D)

All post orders please to: 24-26, HAMPSTEAD ROAD, LONDON, N.W.1.  
EUSon 5533/4/5.

## The Teletron Band III Converter!

### THE "TELETRON" BAND III CONVERTER!!!

This converter which is built around two valves type EF80 (Z719) is for use with most T.R.F. or Superhet band I Television receivers. Complete set of TELETRON coils only, with practical and theoretical wiring diagram 15/- post free. Chassis measuring 7in. x 3in. x 1 1/2in. ready drilled to specification, 3/9 plus 9d. packing and post. Alternatively construction details only with separate individually priced parts list, 6d. post paid. The complete kit as specified, including all the above, valves, etc., down to the last nut and bolt, can be supplied at 48/6 only, plus 2/- packing and post.

Chassis suitable for either Mk.I or Mk.II model, with power pack complete. This chassis measures 7in. x 5in. x 1 1/2in. and price is 6/- . If a complete kit is required for converter and power pack with combined chassis, the price is the same as with two separate chassis, i.e. 73/6, plus 2/- packing and post.

**MK.II FRINGE AREA MODEL I "Cascade Version".** We can now offer to fringe area users the MK.II version. Built on exactly the same chassis, price for kit complete including two valves type PCF80 and PCC84 is 59/6, or with valves type EC882 and ECC84 64/6. Both plus 2/- packing and post. Set of Mk.II Coils only, 17/6 post free. Any one of these converters can be supplied wired, assembled and tested at an additional cost of 20/- . N.B.—We carry comprehensive stocks of aerials—cross-over boxes, aerial cable at 10d. per yard, and converters by Aerialite, Channel, Telecracon, Maestrovex, etc., etc. State your requirements. H.P. terms available.



Power pack kit for above if required—complete price 25/- only. N.B. We are demonstrating this converter at Tottenham Court Road.

N.B.—We can now supply combined chassis suitable for either Mk.I or Mk.II model, with power pack complete. This chassis measures 7in. x 5in. x 1 1/2in. and price is 6/- . If a complete kit is required for converter and power pack with combined chassis, the price is the same as with two separate chassis, i.e. 73/6, plus 2/- packing and post.

## The Jason F.M. Tuner Kit!

This kit has been based on the booklet by Data Publications, price 2/- post free. With each booklet is enclosed our individually priced parts list. The construction and alignment of this tuner are no more difficult than a normal medium wave tuner. It is highly sensitive and free from drift. Incorporates 4 valves type 6AM6 and 2 specially graded G.E.C. Crystals. The kit supplied includes drilled chassis with tuning condenser, scale calibrated in megacycles, and attractive bronze stove enamelled front plate already mounted (as illustrated) front plate size 8in. x in., chassis size 7 in. x 4 1/2 in. x 1 1/2 in.


N.B. The standard model is at present operating satisfactorily up to 80 miles from Wrotham. Our price for the complete standard kit is £5/15/- only! Plus 2/6 p. & p. Fringe area model including extra valve, coil, etc. (results could be expected up to 150 miles from Wrotham!), is £7/15/-, plus 2/6 p. & p. The Standard Model Tuner can be supplied ready built, aligned, tested and manufactured by the Jason Motor and Electronic Company at a price of £15/7/-, purchase tax paid.

N.B.—THESE TUNERS ARE BEING DEMONSTRATED AT 18 TOTTENHAM COURT ROAD.

F.M. AERIALS. Indoor two-element type by Lumex, Brand new 11/6 each only, plus 2/- postage and packing. Other types available. **F.M. POWER PACK KIT.**—We can now supply complete kit for power pack suitable for either of the above F.M. tuners or any other similar type. Price for the complete kit is 37/6 only, or 52/6 for ready assembled unit. This pack is extremely small incorporating valve rectifier type 6X4 an 1 built on chassis size only 6in. x 4in. x 1 1/2in. Optional extra for power pack, Bulgin Octal Plug 2/3.

### THE R.C. 3/4 WATT AMPLIFIER KIT

Just released! Compare the advantages! Treble bass, AND middle controls! For crystal or magnetic pickup! A. C. Mains 200/250 v. Valve line-up, 6V6GT, 6SG7, metal 6XSGT. Negative feedback. Built on stove enamelled steel chassis, measuring only 8in. x 4in. x 1 1/2in. Four engraved cream knobs are included in the price of the complete kit with all necessary practical and theoretical diagrams, at £4/5/- only, plus 2/6 packing and post, or Instruction Book, fully illustrated, for 1/-, post free! This amplifier can be supplied assembled, tested, and ready for use at £5/5/- plus p. & p. Hearne is believing!



### SUPER-QUALITY 6-VALVE RADIOGRAM CHASSIS

Very limited quantities by Britain's leading quality manufacturers, 3 waveband, superhet, valve line-up, 6V6G, EZ40, EC442, L63, EF41, and EBC41. Combined pick-up amplifier and A.F. amplifier on Radio and Gram. Employs a special circuit for gramophone pre-amplification. Large glass dial horizontal tuning measuring 11in. x 3 1/2in. Chassis measurement: 14 1/2 x 9 x 8in. This is a superior chassis designed to set originally in a Radiogram costing £79. Our price is £12/19/6 only, tax paid, plus 5/- packing and carriage. We will gladly demonstrate this chassis or any other working item from our stocks, to personal callers!

## THE T.S.L. F.M. TUNER!

We can now supply this FM/VHF adaptor either in kit form, or fully assembled, wired and tested. For full technical data and illustration see advt. by Technical Suppliers Ltd. on p. 123. Our price for the ready-built unit which incorporates its own power supply is £13/15/- only, tax paid, plus 5/- p. & p. or H.P. terms £4/13/- deposit plus p. & p. and 10 monthly payments of 20/-, or the kit complete as specified £10/19/6 plus 3/6 p. & p. The booklet "F.M. TUNER CONSTRUCTION" (32 pages) with full technical data and point-to-point wiring diagrams, together with our separately priced parts list is available at 2/6 post free.

## A.M./F.M.!

### INTRODUCING DULCI RADIO/RADIOGRAM CHASSIS TYPE H4!



Incorporating the normal Long, Medium and short wave bands, plus V.H.F. (Frequency Modulated) 87-101 mcs. Latest miniature B.V.A. valves ECC85, EC81, E F 8 9, E A B C 8 0, EL84, EZ80, EA80, High Q inductances used throughout—Ferrite rods, for Medium and Long Waves. Overall dimensions: Length 12in. Depth, including knobs and spindles, 9 1/2in. Height 7 1/2in. Dial, which is black-coloured on multi-background, has indicators for Tone-control and Wavebands measures 11 1/2in. x 5 1/2in. Magic Eye tuning, any P.M. speaker of 3 or 15 ohms may be used. Output 4 watts. Price is £26/10/-, tax paid or H.P. terms. 5/- deposit and 12 monthly payments of 32/- . Packing and carriage charge £9. Illustrated leaflet available on request.

### THE GRADIENT F.M. TUNER FMT4


Introducing our latest F.M. Tuner. Of advanced design, employing new technique. \*Tuned resonator R.F. Stage. \*Ultra-stable co-axial oscillator. \*High sensitivity. \*Gorler I.F.T.s and discriminator.

This tuner is completely stable with no warm-up drift. Easy to construct and align. The ready-drilled chassis not only includes dial and drive assembly complete, with tuning condenser, but volume control ready mounted. Attractively finished in bronze, black and gold, dial ready calibrated in megacycles. Front panel measures 8 1/2in. x 5 1/2in. dial 5 1/2in. x 1 1/2in., chassis 7 1/2in. x 4 1/2in. x 1 1/2in. Valve line-up is 4-6AM6 or equivalent. Illustrated comprehensive instruction booklet with individually-priced component list 1/6 post free. Or, the kit complete right down to the last nut and bolt £6/19/6, plus 2/6 p. & p.

DENCO F.M. TUNER. This highly successful kit is still available at inclusive price of £6/7/6, plus 2/6 p. & p. This kit includes all components and the five valves required for the extra I.F. Stage for fringe area reception. If required, "Denco" dial and drive assembly is available for the above at 9/- extra. Full constructional details 1/6 post free.

### THE R.C. GRAM REPLACEMENT CHASSIS KIT

To meet the very great demand for this type of receiver, we have produced this unit. For Long, Medium and Short Waves. Valve line-up: 6K8 Frequency changer, 6K7, I.F. Amplifier, 6Q7 1st A.C. Detector and A.V.C. 6V6 Output, 6X5 Full-wave rectifier. For A.C. mains 200/250 volts, 4 watts output. Excellent quality. High sensitivity. Provision for gram. Attractive illuminated black, red, green and gold dial for horizontal tuning. Four controls are: Tuning, L/M/S, Gram, Vol./on/off, Tone (variable). Chassis size: 13 1/2 in. x 5 1/2 in. x 2 1/2 in. Dial size: 10in. x 4 1/2 in. Assembly is simplified by the use of a 3-waveband coil pack, and pre-aligned 465 Kc/s. I.F. transformers—high-grade drop-through half-shrouded Mains Transformer, with voltage adjuster panel. This chassis can easily be assembled in one evening. Illustrated pamphlet with full assembly instructions, practical and theoretical wiring diagrams and itemised price list, 1/6 post free. The main items for this receiver can be supplied separately, as under. Drilled chassis, complete with valve-holders, A/E panel, P/U panel, tuning condenser and ready-assembled dial and drive at 39/6. 3-waveband coil pack with gram position. 39/6, tax paid. Pair of 465 Kc/s. I.F. Transformers, 9/6 pair. Half shrouded drop-through Mains Transformer, 22/6. The total cost of ALL items purchased separately is nearly £10, but we shall be pleased to supply all the required components right down to the last nut and bolt at a special inclusive price of £8/8/-, plus 2/6 packing and postage. A set of four small brown and cream engraved knobs to suit is available at 1/2 each knob. This chassis is a professional job in every respect and can be seen and heard at our premises. This chassis can also be supplied, ready assembled in very limited quantities at £9/19/6, plus 5/- carriage and packing.



**DULCI RADIO/RADIOGRAM CHASSIS.** Completely assembled. Type F3 3 waveband, 5 valve, 4 watts output, wide range tone control. Price £13/18/3 or £4/13/3 deposit and 12 monthly payments of 17/- .

**TYPE F.3. PUSH-PULL.** 3 waveband, 7 valve, 6 watts push-pull output. Separate bass and treble controls. Price £17/17/- or £5/19/- deposit and 12 monthly payments of 21/10. Both chassis, plus 5/- p. & p. Both chassis incorporate Ferrite Rod Aerials and latest type miniature B.V.A. valves. Illustrated leaflet available.

Please add postage under £1, C.O.D. or Cash with order. C.O.D. charge extra—open 9 a.m. to 6 p.m. Monday to Friday. Sorry, but we close at 1.0 p.m. on Saturday.



**THE "ECONOMY FOUR" T.R.F. KIT**  
A three-valve plus metal rectifier receiver. A.C. mains 230/250 v. Medium and Long waves. We can supply all required components right down to the last nut and bolt. Valve line-up: 6K7 6J7 and 6V6. Chassis ready drilled—Cabinet size 12in. long by 6in. high by 5in. deep—Choice of Ivory or brown Bakelite, or wooden, walnut finish cabinet. Complete instruction booklet with practical and theoretical diagrams. Each component Our brand new and tested prior to packing. Our price £5/10/- complete—Remember this set is being demonstrated at our shop premises! We proudly claim that our fully illustrated instruction booklet is the most comprehensive available for this type of receiver—Booklet available at 1/6 post free. This is allowed if kit is purchased later. Please. 2/6 packing and carriage for complete kit.



**THE "SUPERIOR" FOUR KIT.** Our new four-valve receiver. A.C. mains. 200/250 v. M. and Long waves. As with our very successful "Economy Four" all required components are supplied. Valve line-up: 2 6S7, 6 XGT and 6 VGT. Chassis ready drilled. Cabinet size, 10 1/2 in. x 10 1/2 in. wide. Maximum depth at base 5 1/2 in. tapering to 3 1/2 in. at top. Sloping front. Very attractively finished in light walnut and peach. Each component brand new and tested prior to packing. Complete instruction booklet with practical and theoretical diagrams is provided. Booklet available at 1/6 post free. Our price for complete kit, £6/9/6. Please add 2/6 packing and carriage. If preferred, we can supply Cabinet Assembly only, comprising Cabinet and bracket wave-change switch, dial, pointer, drum pulleys, drive spindle, drive spring and knobs, at 45/-, plus 2/6 packing and carriage. N.B.—Our kits are even supplied with sufficient solder for the job.



N.B. All our T.R.F. Kit circuits now include specially wound Denco "Maxi-Q" coils on polystyrene formers, improved performance! Price remains the same.

**SURPLUS BARGAINS!**

F.S.D.	Size	Type	Fitting	Price
50 microamp	D.C. 2 1/2 in.	M.C.	R.P.	50/-
50 microamp	D.C. 2 1/2 in.	M.C.	F.R.	65/-
50 microamp	D.C. 3 1/2 in.	M.C.	F.R. (Tropicalised)	85/-
100 microamp	D.C. 3 1/2 in.	M.C.	F.R.	45/-
200 microamp	D.C. 2 1/2 in.	M.C.	F.R. (Tropicalised)	18/6
500 microamp	D.C. 2 1/2 in.	M.C.	F.R.	17/6
1 mA.	D.C. 2 1/2 in.	M.C.	F. Sq.	22/6
1 mA.	D.C. 2 1/2 in.	M.C.	F.R.	27/6
1 mA.	D.C. 2 1/2 in.	M.C.	Desk Type	30/-
5 mA.	D.C. 2 1/2 in.	M.C.	F. Sq.	7/6
5 mA.	D.C. 2 1/2 in.	M.C.	F. Sq.	7/6
50 mA.	D.C. 2 1/2 in.	M.C.	F. Sq.	7/6
150 mA.	D.C. 2 1/2 in.	M.C.	F. Sq.	6/6
.5 amp.	R.F. 2 1/2 in.	Thermo	F.R.	10/-
1 amp.	R.F. 2 1/2 in.	M.C.	F. Sq.	7/6
20-0-20 amp.	D.C. 2 1/2 in.	M.C.	R.P.	45/-
150 amp.	A.C. 4 1/2 in.	M.I.	R.P.	7/6
1 amp.	R.F. 2 1/2 in.	Thermo	F. Sq.	6/6
3 amp.	R.F. 2 1/2 in.	Thermo	F. Sq.	13/6
5 amp.	D.C. 2 1/2 in.	M.C.	Thermo F.R.	7/6
6 amp.	R.F. 2 1/2 in.	M.C.	R.P. (with shunt)	10/6
25 amp.	D.C. 2 1/2 in.	M.I.	F.R.	6/6
30 amp.	D.C. 2 1/2 in.	M.I.	F.R.	12/6
15 volt	A.C. 2 1/2 in.	M.I.	F. Sq.	10/-
20 volt. (5 mA.)	D.C. 2 1/2 in.	M.C.	F. Sq.	7/6
150 volt	D.C. 2 1/2 in.	M.C.	F.R.	17/6
300 volt	A.C. 2 1/2 in.	M.C.	F.R.	35/-

Complete instruction booklet with practical and theoretical diagrams is provided. Booklet available at 1/6 post free. Our price for complete kit, £6/9/6. Please add 2/6 packing and carriage. If preferred, we can supply Cabinet Assembly only, comprising Cabinet and bracket wave-change switch, dial, pointer, drum pulleys, drive spindle, drive spring and knobs, at 45/-, plus 2/6 packing and carriage. N.B.—Our kits are even supplied with sufficient solder for the job.

**SPECIAL U.S.A. 0.1 mA. 2Hn.** taken from equipment in perfect condition. R.P. = Round Projection. M.C. = Moving Coil. Thermo = Thermo-cooled. F. Sq. = Flush Square. F.R. = Flush Round. M.I. = Moving Iron.

**METER RECTIFIERS.** 1 mA. by G.E.C., at 8/6, also 5 mA. by G.E.C. at 8/6.

**MAINS TRANSFORMER BARGAINS!** Limited quantities. Manufacturers' Surplus 350-0-350 80 mA., 6.3 v. 3 A., 5 v. 2 A. Half shrouded, up-through, 14/6 only, plus 1/6 P. & P. 110/210/240 v. Input. 350-0-350, 120 mA., 6.3 v. 3 A., 6.3 v. 1.5 A., 5 v. 3 A., tropicalised drop-through type, 21/- only, plus 2/6 P. & P. 110/210/240 v. Input. 250-0-250 120 mA., 6.3 v. 4 A., 5 v. 2 A. Upright mounting, 21/- plus 2/6 P. & P. 230 v. Input. 300-0-300 80 mA., 6.3 v. 3 A., 4 v. 2 A. Tropicalised drop-through type, 9/6 only, plus 1/6 P. & P. Input 110/230 v. Auto load 230 v. 750 mA. 350-0-350 130 mA. Tapped filament winding 6 v. 3 A., 15 v. 3 A., 21.5 v. 6 A., also 5 v. 2 A. Tropicalised drop-through type, 21/- plus 2/6 P. & P. 0-270, 100 mA., 6.3 v. 3 A., 5 v. 2 A., 200/250 v. Input universal mounting, 16/6 plus 1/6 P. & P.

**RECEIVER TYPE 25/73.** (The receiver section of TR1196). Supplied complete with full data for conversion to 3-wave-superhet receiver. Until its complete withdrawal type 211 plus 2/6 P. & P. and EBC33, also standard I.F.T.'s 465 Kc/s. Price 27/6 plus 2/6 P. & P.

**TR1196 TRANSMITTER PORTION.** We can also supply the transmitter portion of the above receiver incorporating valves, EL32, EF50, CV501. Type 600 relay transformer, coils, switches, etc. Limited quantity at 12/6 only, plus 2/6 P. & P.

**NYLON DRIVE CORD**  
25 yard reel nylon drive cord on wooden reel, 2/9 each.

**CRYSTAL MIKE INSERTS.** Brand new by Cosmocord. Price 7/6 each only. Post free.

**HIRE PURCHASE**  
We are pleased to announce advantageous hire purchase facilities on any single item over £5. Ask for details, mentioning what you are interested in. We regret we cannot extend this facility to kits.

**R1155A RECEIVERS** guaranteed serviceable in original packing cases. £7/19/6. Fully assembled Power Pack and output stage, to plug straight into R1155 for A.C. 200/250 volts at 79/6. We have a few brand new R1155A at £11/19/6, also in original packing cases—Deduct 10/- for purchasing either receiver together with power pack. Plus 10/- packing and carriage.

**COIL PACKS.** Manufacturers' Surplus. Miniature size, only 2 1/2 in. x 2 1/2 in. x 1 1/2 in. deep. Iron-cored. For L.M. and S.W. with gram. position. Switch has 2-inch spindle. Absolutely brand new, complete with circuit. Price only 25/-, plus 1/6 P. & P. A snip!

**L.T. RECTIFIERS.** A newly manufactured range guaranteed 12 months. 6 or 12 v. 1 A. F.W. bridge type... 7/6  
6 or 12 v. 1.5 A. F.W. bridge type... 9/6  
6 or 12 v. 2 A. F.W. bridge type... 11/6  
6 or 12 v. 2.5 A. F.W. bridge type... 12/6  
6 or 12 v. 4 A. F.W. bridge type... 19/6  
6 or 12 v. 6 A. F.W. bridge type... 30/-

**CHARGER TRANSFORMERS.** Input 230 v. 6/12 v. 1 a., 9/9; 2/6/12 v. 2 a., 14/6; 2/6/12 v. 4 a., 17/6.

**METER SPECIAL!** We have a limited quantity of aircraft electrical thermometers. Brand new, Weston 2 in. moving coil meter, flush square fitting. These meters have a luminous scale graduated 40-140 degrees centigrade, but the full-scale deflection is approximately 150 microamps! Price 12/6 each only, plus 1/6 P. & P.

**THE R.C. RAMBLER ALL-DRY PORTABLE KIT**

Full assembly details with practical and theoretical diagrams can be supplied at 1/6 post free. This is a truly professional 4-valve superhet—all dry—for medium and long waves. A cream plastic top panel, with dial engraved in red and green, adds to the very imposing appearance of this model which is housed in an attractive cream and grey leatherette covered attache-case type cabinet; measuring only 9in. x 7in. x 5 1/2in. Weight less batteries 4 1/2 lb., with batteries 6 1/2 lb. This set really has everything! Built-in frame aerial, high quality, extremely sensitive, and very adequate volume from the 5in. speaker. Valve line-up: 3V4, 1R5, 1S5, 1T4. Also the required components, exactly as specified, including cabinet, can be supplied from stock at the special inclusive price of £7/7/- plus 2/6 p. and p. (less batteries). Uses Ever-Ready 90 v. H.T. type B126 at 9/3. Also L.T. 1.5 v. A.D. 35 at 1/4.



**RAMBLER MAINS UNIT!** At last we are able to offer our special mains units kit for using our popular all-dry "Rambler" on A.C. Mains. Complete kit, when assembled fits snugly into battery compartment, can be supplied at 47/6, plus 1/6 packing and postage. Price includes all required components, and full assembly instructions. N.B.—This unit is completely self-contained in a metal box measuring 7in. x 2 1/2 in. x 1 1/2 in. and is really suitable for ANY all-dry battery portable requiring 90 v. H.T. and 1.5 v. L.T.

**THE R.E.P. ONE-VALVE BATTERY RECEIVER KIT.** Simple one-valve all dry battery receiver for headphones, easily built in one evening. All required components including headphones, can be supplied at inclusive cost of 42/- plus 2/- p. and p. Operated by Ever-Ready B114 type battery available at 7/9. Full assembly details available separately at 9d. plus 3d. post.

**T.S.L. ELECTROSTATIC LOUD-SPEAKERS!** A much-wanted need in High Fidelity reproduction! Model LS75. Size only 3in. x 3in. x 1 1/2 in. Weight 1 1/2 oz. only. Capacity 800 pf. D.C. voltage 300 max. Tone frequency A.C. voltage, 60 volts max. effective. Test voltage at 50 cycles, 440 volts. Price only 12/6, plus 1/- p. and p. Model LS100. Size 5in. x 4in. x 1 1/2 in. Capacity 1100 pf. Response identical to LS75's. Weight 3 1/2 oz. Price 21/-, plus 1/- p. and p. Fitting an electrostatic speaker to an ordinary loud-speaker system merely entails the use of a complete list but the following are. These speakers have a high efficiency in the range of 5,000-20,000 cycles, and are a must for F.M., high quality recordings, and T.V. sound! Each speaker is supplied with full technical data, response curve, and wiring diagram.

**VALVES**  
We have perhaps the most up-to-date valve stocks in the trade. A stamp will bring complete list but the following is selection only of brand new imported valve types, fully guaranteed. Purchase Tax Paid.

EABC80	10/-	DAF9610/6	PY80	10/6	
EAF42	10/-	DF96	10/6	PY81	10/-
EAF41	10/-	DK92	10/6	PY82	9/6
EB91	7/6	DL96	10/6	PY83	11/6
EBC41	10/-	or 39/6 per set of four.	UBC41	10/6	
EBF80	11/6		UCH4211/6		
ECC81	9/-	EL41	10/6	UL41	10/6
ECC82	9/-	EL84	11/6	UY41	9/-
ECC83	9/-	EM80	9/6	6A25	8/6
ECC84	15/-	EY51	12/-	6A25	8/6
ECC85	15/-	EZ40	8/6	6AT6	8/6
ECC8215/-		EZ40	8/6	6AU6	8/6
ECH4211/6		EZ80	8/6	6BA6	9/6
ECH8111/6		PCF80	12/6	6BE6	9/-
ECL80	11/6	PCF82	12/6	6BW6	8/6
EF41	10/6	PCC84	12/6	6CX4	7/6
EF80	10/6	PL81	13/6	35W4	7/6
EF85	10/6	PL82	10/6	50B5	10/-
EF86	12/6	PL83	11/6	50C5	10/-

In addition we naturally have all usual surplus types available such as 6V6GT, etc. All in our valve price list!

**BRAND NEW C.R. TUBES.**—By leading manufacturer, 14KPA, Tinted. Latest type 14in. rectangular 6.3 v. heater, 12-14 Kv. in original sealed cartons. Limited quantity only at £13/19/6. Plus 15/- packing, carriage and insurance.

**DECCA LIGHTWEIGHT PICKUPS.** Complete with either standard or L.P. Crystal cartridge inserts. Complete with Record and Tracking Instructions, 32/6 plus 1/6 P. & P.

**COLLARO RC/54 PLAYER!** Just released. Fawn leatherette covered portable case incorporating very latest Collaro 3-speed mixer changer. Cream finish. Light weight turn-over crystal pick-up head. Only £13/5/- cash, plus 5/- p. and p. complete, or 65/- deposit plus 12 monthly payments of 18/7.



**R.C. 54.—SPECIAL PURCHASE!**—Limited quantity of this very latest type 3-speed Record Changer, but fitted with the latest Transcription "T" type head. This is a superior unit and eminently suitable for use with high-gain amplifiers. Our price, while stocks last, is £10/17/6 only, plus 5/- P. & P., or H.P. Terms £3/12/6 deposit and 10 monthly payments of 16/-.

**B.S.R. MONARCH.** The very latest cream 3-speed mixer Auto-changer. Complete with turn-over crystal pick-up. Complete in original manufacturer's cartons, fully guaranteed. Price only £7/19/6. Buy now! Quantity at this price strictly limited.

**TABLEGRAM CABINETS.** Manufacturer's Surplus! Handsome dark walnut finish. Size 16 1/2 in. x 13 1/2 in. x 1 1/2 in. high. Motor-board already cut for latest type B.S.R. Monarch Auto-changer. Provision at side for amplifier controls. Price 79/6, plus 5/- P. & P. Baffle fitted for 7in. x 4in. Elliptical speaker for which we can supply latest ROLA at 21/6.

**RECORD PLAYER CABINETS.** Specially made to house any type of single record unit. Finished in dove-grey leatherette. Baseboard measures 14 1/2 in. x 12 1/2 in. Clearance above and below board 3in. 4 1/2 plus 3/- P. & P. We can also supply equally attractive dove-grey cabinet to house any standard auto-changer at 69/6 plus 3/- P. & P. We carry a large selection of cabinets for all purposes. A stamp will bring illustrated cabinet leaflets.



**REGAL.** A well-made cabinet in medium coloured walnut veneer. Size 29 1/2 x 14 1/2 x 2 1/2 in. Uncut motor-board measures 25 1/2 x 13 1/2 in. Record or tape storage aperture alongside motor-board measures 3 1/2 in. wide x 12 in. deep. Price £29/19/6 plus 10/- p. and p. H.P. terms available.

**CLYNE RADIO LTD.**  
18, Tottenham Court Road, London, W.1.

# GEE RADIO LTD.

**COMMUNICATION RECEIVER TYPE P.C.R.2.** Made by Pye, Ltd., for the Armed Forces. 3 wavebands: 12-49 metres, 230-600 metres, 800-2,100 metres. Slow motion tuning dial. Brand new, tested before despatch. £7/10/-, carr. 7/6. **POWER PACK** for same, A.C. mains, built as for R.1155 and R.1132A Receivers £4/10/-, carr. 7/6. See below.

**R.1132A RECEIVERS.** In perfect condition, £3/17/6, carr. 7/6.

**R.1155 RECEIVERS.** Condition as new. Limited quantity only. Fully tested before despatch. £8/10/-, carr. 10/-.

**R.1155 AND R.1132A POWER PACK AND OUTPUT STAGE.** Complete with speaker, built in attractive, polished Bin. extension speaker cabinet. Ready to use for A.C. mains. This unit can be used for either receiver without alteration. £5/10/-, carr. 7/6.

**1 MILE TWIN DON "8" TELEPHONE CABLE,** £5 per mile; also ½ mile Dicto, 25/-, plus 12/6 carriage per mile and 5/- per ¼ mile.

**BELLING-LEE FUSE HOLDERS.** Type (10H/376). New and unused. £1 per dozen, or 2/- each.

**WAVEMETER CLASS D.** Frequency band covered: 1,900 kc/s to 8,000 kc/s (158-37.5 m.) in two ranges, 19,000 kc/s-4,000 kc/s and 4,000 kc/s-8,000 kc/s. In perfect working condition, £8/5/-, carriage paid.

**20 WATT R.C.A. AMPLIFIER:** For mike and Gram. A.C. mains 200-250 v.; 2-6L6's in push-pull; input imped. 250 or 30 ohms; output imped. 500-600/157.5/3 ohms. This model is undoubtedly one of the finest amplifiers ever produced. Brand new and tested, limited quantity only. Our price only £18/10/-, plus 10/- carriage.

**50 WATT AMPLIFIER, EX-GOVT.** With 4-KT66's in paralleled push-pull. Standard 200-250 v. mains input, A.C. Output impedance 500 ohms line. For high imp. gram. and mike input. Bass boost control fitted. This excellent quality amplifier is housed in a strong metal case and is ready for use. Terrific performance. Bargain value £25, carr. paid.

**CRYSTAL CALIBRATOR BY MARCONI INSTRUMENTS.** NO. 5, MK. II. Brand new and unused, complete with set of 5 spare valves, operation manual and aerial. Frequency range: 52-90 Mc/s with 9 fixed frequencies: 52, 56, 60, 65, 70, 75, 78, 84 and 90 Mc/s. Accuracy: One part 10/4. Our price £7/9/6, carr. 10/-.

**CRYSTAL CALIBRATOR BY MARCONI INSTRUMENTS.** NO. 6, MK. III. Brand new and unused, complete with spare set of 5 valves and operating manual. Freq. range 170-240 Mc/s. Accuracy: 1 part in 10,000. Our price £7/9/6, carr. 10/-.

**RECEIVER TYPE 109.** In good condition. Freq. range 1.8-3.9 Mc/s and 3.9-8.5 Mc/s continuous. Designed to operate on 6 v. battery. Limited quantity only, £4 7/6, carriage 10/-.

**PHOTO-ELECTRIC MULTIPLIER CELLS.** Type 931A. £2/10/-, p.p. 1/-.

**MARCONI EX-GOVT. WAVEMETER TYPE W.1310.** Coverage 155-231 Mc/s continuous. Complete with chart and test prods. As new, £5/19/6, carriage 8/6.

**CONDENSERS.** 2 mfd. 7.5 kv. working at 15 kv. Test (Dubiller). Brand new, £2/10/- each, carr. 5/-.

**AMERICAN ESPEY "MODEL 100" ALL-PURPOSE TEST METER.** 7 D.C. volt ranges, 3 v.-6,000 v. @ 23,000 and 1,000 ohms per volt. 7 D.C. current ranges, 12 amps.-300 microamps. 7 A.C. volt ranges, 3 v.-6,000 v. at 1,000 ohms per volt. 3 resistance ranges, 0-6,000 ohms, 0-630,000 ohms, 0-60 meg. 50 microamps, 4in. scale meter. In perfect working condition, tested before despatch. Complete with chart, test prods and batteries. £12, p.p. 3/6.

**BRAND NEW CERAMIC V-HOLDERS:** 813, 9/6 each; 832, 6/6 each; 805, 5/- each; 110, 1/- each; B9A, 1/3 each; B4D, 6/6 each.

**MASTER CONTACTOR MK.II, REF. 10A/10994.** 24 v., new and unused. 10/6, p.p. 2/-.

**AMERICAN TU-9-B UNITS.** Good condition. £1, carriage paid.

**'AYO' MODEL 40,** with leather carrying case. In good condition, complete with batteries. £11/10/-, p.p. 2/6.

**VOLT-METER, 0-160v** for A.C. or D.C. with 6in mirrored scale housed in portable wooden carrying case. In good condition. £2/10/-, p.p. 2/6.

**SELENIUM METAL RECTIFIERS BUILT TO SPECIFICATION.** ALL TYPES AVAILABLE FULLY GUARANTEED. VERY GOOD DELIVERY. COMPETITIVE PRICES. MAY WE QUOTE YOU? K3/ AND K8 SERIES STILL AVAILABLE FROM STOCK.

**MANY OTHER LINES IN STOCK. YOUR ENQUIRIES INVITED. TRADE SUPPLIED.**

**15 LITTLE NEWPORT ST., LONDON, W.C.2.**

ADJOINING LEICESTER SQUARE TUBE STATION

GERrad 6794,1433

## G2AK This Month's Bargains G2AK

### THE IDEAL POWER TRANSFORMER FOR THE TABLE TOP RIG.

This Parmeko-made transformer has the following conservative ratings: Primary, 230 v. 50 c/s. Secondary, 625/550/375/0/375/550/620 V. Rated at 275 VA. It will give 620 or 550 volts at 200 mA. simultaneously with 375 V. at 250 mA. All the H.T. you require for R.F. and Modulator. Also 2-5 v. 3 A. windings for suitable rectifiers such as 5R4GY, 5Z3, 83, 5U4, etc. Weight 24½lb. Size 6½ x 6½ x 5½in. high. Worth at least £7. Our price £3 only. Carr. Paid. C.W.O. only, no C.O.D.

We regret that we cannot accept orders for these from EIRE or abroad.

**MINIATURE ROTARY TRANSFORMERS.** 12 v. input, output 360/310 v. 30 mA., c.c.s. or 70 mA i.c.a.s. Only 4½ x 2½in. overall. Only 17/6 each, or 30/- for 2. Post and packing 1/6.

**THIS MONTH'S SPECIAL.** Power Units in black metal case. With input and output sockets. For 200/260 v. 50 c. input. Output 200/250 v. 60/80 mA. Fully smoothed and fused. Also gives 31 v. 3 A. D.C. and 6.3 v. 3 A. A.C., fitted with 6X5 rectifier. 50/- ea., carr. paid.

**STREAMLINED BUG KEYS** by famous maker. Brand new in original cartons. List over £4. Our price only 45/-.

**MODULATION TRANSFORMERS.** (Ex 522 TX). Useful to 15W audio. Very limited quantity. 7/6 ea. P. & P. 1/-.

**XTAL HAND MICROPHONES.** In silver hammer case with polished grille, handle and 4ft. screened lead. 21/-.

Carriage paid on all orders over £1 except where stated. Please include small amount for orders under £1.

Please print your name and address. All Mail Orders to:—

**CHAS. H. YOUNG, G2AK**  
Dept. 'W' 102 HOLLOWAY HEAD, BIRMINGHAM 1  
Phone: MIDLAND 3254  
All callers to 110 DALE END, BIRMINGHAM 4  
Phone: CENTRAL 1635

## POLYTHENE

INSULATORS, END CAPS, PLUGS, ETC.

## for T.V. AERIALS

Standard Articles or Special Mouldings

### AMPLEX APPLIANCES (KENT) LTD.

19 DANFMOU.H ROAD, HAYES, BAO.11EY, KENT  
(RAVENBOURNE 5531)  
All export enquiries to  
ANTEX LTD., 3 TOWER HILL, LONDON, E.C.3

## THE "VESPA" TAPE DECK



MODEL No. 721 (assembled)  
YOURS FOR 10/- DEP.  
plus 5/- P. & P. and 6  
monthly payments of 34/6  
CASH £9/17/6.

MODEL No. 521 (assembled)  
7/- DEP. plus 5/- P. & P. 6  
monthly payments of 31/6  
CASH £8/17/6.

They are also available in kit form at £8/10/- and £7/10/- respectively or on our easy terms. Specifications. Model 521 7½in. x 11in. 5in. Reels. Model 721 10½in. x 11in. 7in. Reels. High Impedance Record/Replay heads 2,800 ohms at 1K Gap .0094in. at 50 Kc/s. 80 v. High Impedance Erase Head 10,000 ohms at 50 K. Gap .0025in. Erase Volts at 50K.80/80. Both heads are latest type, low capacity moulded with Ferronube core.

2 speeds are obtainable: 3½in. and 7½in. per sec. Frequency Response at 3½in. per sec. approx. 50/6,000 c.p.s. and at 7½in. per sec. 30/12,000 c.p.s. A detachable handle is supplied for hand rewinding. Model 721 panel is drilled for a rewind motor should the user wish to fit one. Drive. Rubber belt from a constant speed motor to a perfectly balanced flywheel, giving constant tape speed, without "wow" and "flutter," throughout the full length of tape. The motor is suitable for 100/250 volt 60 cycles mains.

**LAFCO COM'OUNDS LTD. (Dept. W3)**  
3, Corbetts Passage, Rotherhithe New Road, London, S.E.16

# RADIO COMPONENT SPECIALISTS 307 WHITEHORSE RD., WEST CROYDON

## C.R.T. ISOLATION TRANSFORMERS

For Cathode Ray Tubes having Heater/Cathode short circuit or for C.R. Tubes with falling emission.

Type A. Low leakage windings. Ratio 1:1.25 giving a 25% boost on Secondary.

2 volt ..... 10/6 each With Tag  
 4 volt ..... 10/6 each Panel and  
 6.3 volt ..... 10/6 each Solder Tags  
 10.8 volt ..... 10/6 each  
 18.3 volt ..... 10/6 each

12/6 each. Ditto with mains primaries 12/6 each.

Type B. Mains input 220-240 volts. Low Capacity. Multi Output 2, 4, 6.3, 7.3, 10 and 13 volts. Input has two taps which increase output vol's by 25%, and 50% respectively. T.T. transformer is suitable for all Cathode Ray Tubes. With Tag Panel 21/- each.

Type C. Low capacity wound transformer for use with 2 volt Tubes with falling emission. Input 230/240 vol's. Output 2-21-21-21-3 volts at 2 amps. With tag Panel 17/6 each.

All Isolation Transformers are individually boxed, labelled and clearly marked with relevant data.

**RESISTORS.** All values. 10 ohms to 10 meg. 1/2 w., 4d.; 1 w., 6d.; 1 1/2 w., 8d.; 2 w., 1/-.

**HIGH STABILITY.** 1/2 w., 1%, 2/- Preferred values 100 ohms to 10 meg.

5 watt } **WIRE-WOUND RESISTORS** { 1/3  
 10 watt } 25 ohms-10,000 ohms ..... { 1/6  
 15 watt } 25 ohms-10,000 ohms ..... { 2/-

15,000 ohms-50,000 ohms, 5 w., 1/9; 10 w., 2/3

**WIRE-WOUND POTS. 3 WATT LAB. COLVERN ETC.** Pre-set Min. T.V. Type Standard Size Pots. 2 1/2in. Engrailed Slotted Knob Spindle High Grade. All 40 volt 25 ohms to 90 Ohms. Values 100 ohms to 50 K. K. 3/- ea. 50 K. 4/- 5/6; 100 K. 6/6. Ditto Carbon Track 50 K. W/W EXT. SPEAKER to 2 Meg. 3/- CONTROL 10 3/-.

**O/P TRANSFORMERS.** Heavy Duty 50 mA., 4/6. Ditto, tapped primary, 4/9. Miniature push pull 6/6. Tapped small pentode, 3/9. Miniature 334, etc., 3/9.

**L.F. CHOKES** 15/10 H. 60/65 mA., 5/-; 25/20 H. 100/120 mA., 11/6; 20/15 H. 120/150 mA., 12/6; 5 H. 250 mA., 15/-.

**MAIN TRANS.** 250-0-250, 80 mA., 6.3 v. tapped 4 v. 4 a. 5 v. tapped 4 v. 2 a., ditto 250-0-250 80 mA., etc., 21/6.

**MIDGET TRANS.** 250-0-250 v. 50 mA. 6.3 v. 2 a., 12/6.

**HEATER TRANS.** Tapped 200/250 v. 6.3 v. 1 1/2 amp. 7/6. COPPER PLATED AERIAL RODS. 1/2 x 12in. push fitting. 2/6 doz., p. & p. 8d.

**ALADDIN FORMERS** and cores, 1in., 3d.; 1in., 10d. SLOW MOTION DRIVES. Epicyclic ratio 6:1. 2/3.

**TYANA.** Midget Soldering Iron. 200/220 v. or 230/250 v., 14 1/2. TYANA TRIPLE THREE. Complete with detachable bench stand. 19/6. 200/220 v. or 230/250 v.

**NEW SOLON MIDGET IRON.** 25 w., 22/-.

**MIKE TRANSF.** Ratio 50:1, 3/9 ea., new and boxed.

**MAINS DROPPERS.** 3 1/2in. Three Ad. Sliders, 3 amp. 750 ohms, 4/3, 2 amp., 1,000 ohms, 4/3.

**LINE COBD.** 3 amp., 60 ohms per foot, 2 amp., 100 ohms per foot, 2 w. 6d. per foot, 3 way 17d. per foot.

**LOUDSPEAKERS** P.M. 3 OHM. 5in. 13/6. 6in. 17/6. Goodmans Elliptical 7 x 4 1/8in. 19/6. 10in. 25/-.

6in. Goodmans with trans. 21/-. Plessey 12in. P.M. 3 ohm., voice coil, 30/-, 8in. enameled 2.5 K or 2 K. ohm. field, tapped output trans., 24/6; less trans., 21/-.

**CRYSTAL DIODE.** G.E.C. 3/6. GEX34. 6/6. Circuit Book 1/-.

**HEADPHONES,** 4,000 ohms. 15/6 pr.

**COPPER ENAMEL WIRE.** 1lb. 18 to 20 s.w.g., 2/-; 22 to 28 s.w.g., 2/6; 30 to 40 s.w.g., 3/6.

**SWITCH CLEANER** Fluid, squirt sprout, 3/9 tin.

**TWIN GANG TUNING CONDENSERS.** .0005 mfd. midget with trimmers 8/6; 875 pf. midget less trimmers 6/6; .0005 Standard size with trimmers and feet 9/-; less trimmers 8/-; ditto, soiled, 2/6.

**CERAMIC.** EF50, 87G, Int. Oct. 1/-, 87G with can 1/9. SPEAKER FRET. Woven Plastic Tygan. Walnut tone. 1 1/2in. wide, 2/- per foot. Expanded metal, gold or silver. 9in. x 12in., 2/- per piece.

**WAVECHANGE SWITCHES.** 5 p. 4-way 2 water ..... 6/6  
 2 p. 2-way, 3 p. 2-way ..... 2/6  
 2 p. 2-way, 4 p. 3-way, 4 p. 3-way ..... 3/6  
 3 p. 4-way, 1 p. 12-way ..... 3/6

**KNOBBS. GOLD ENGRAVED.** Walnut or Ivory, 1 1/2in. diam., 1/6 each. "Fonix" "Cosmos" "Brilliance" "On-Off" "On-Off" "On-Off" "Volume" "Treble" "Bass" "Wavechange" "Radio Gram" "S.M.L. Gram" "Record-Play" "Brightness" Ditto, not engraved, 1/-.

**RECORDING TAPE** 1,200ft. on standard fitting 7" Plastic reels. Brand new boxed 17/6

**VALVE HOLDERS.** Pax. Int. Oct. 4d., EF50, EA50 6d. B12A, CRT. 1/3. Eng. and Amer. 4, 5, 6, 7 and 9 pin. 1/-.

**SCULDED Mazda** and Int. Oct. 6d., 87G, 88A, 88G, 89A, 90A, 87G with can, 1/6, VOR97 2/6. 89A with can 2/6.

**CERAMIC.** EF50, 87G, Int. Oct. 1/-, 87G with can 1/9. SPEAKER FRET. Woven Plastic Tygan. Walnut tone. 1 1/2in. wide, 2/- per foot. Expanded metal, gold or silver. 9in. x 12in., 2/- per piece.

**WAVECHANGE SWITCHES.** 5 p. 4-way 2 water ..... 6/6  
 2 p. 2-way, 3 p. 2-way ..... 2/6  
 2 p. 2-way, 4 p. 3-way, 4 p. 3-way ..... 3/6  
 3 p. 4-way, 1 p. 12-way ..... 3/6

**KNOBBS. GOLD ENGRAVED.** Walnut or Ivory, 1 1/2in. diam., 1/6 each. "Fonix" "Cosmos" "Brilliance" "On-Off" "On-Off" "On-Off" "Volume" "Treble" "Bass" "Wavechange" "Radio Gram" "S.M.L. Gram" "Record-Play" "Brightness" Ditto, not engraved, 1/-.

**RECORDING TAPE** 1,200ft. on standard fitting 7" Plastic reels. Brand new boxed 17/6

**VALVE HOLDERS.** Pax. Int. Oct. 4d., EF50, EA50 6d. B12A, CRT. 1/3. Eng. and Amer. 4, 5, 6, 7 and 9 pin. 1/-.



**ALL WAVE RADIOGRAM CHASSIS**

THREE WAVEBANDS S. W. 16 m. - 30 m.  
 M. W. 200 m. - 550 m.  
 L. W. 800 m. - 2,000 m.

FIVE VALVES LATEST MOLLARD ECE42, EF41, EB41, EL41, EZ40

18 month Guarantee, with 10in. P.M. Speaker A.O. 200/250 v. 4-way switch. Short-Medium-Long-Gram. A.V.C. and Negative feedback. 4.2 watts. Chassis 18in. x 5 1/2in. x 2 1/2in. Glass Dial 10 x 4 1/2in. horizontal or vertical available. 2 Pilot Lamps, four Knobs, Walnut or Ivory, aligned and calibrated. Chassis isolated from mains. PRICE £10/15/-. Without 10in. Speaker, £9/15/-. Carr. & Ins. 4/6.

### RECOMMENDED FOR ABOVE CHASSIS

**Plessey Multi Speed Changer**

Brand new Plessey 3-speed Autochanger Mixer Unit for 7, 10 and 12in. Records. Twin Hi-Fi Xtal Head with Duopoint sapphire stylus Plays 4,000 records. Strong mounting Baseboard required 1 1/2 x 12in. Height 5 1/2in. Depth 2 1/2in. Super Quality. Post free.

**£8. 19. 6**

(Limited period)

**\*MIXER TYPE MECHANISM**

24/19/6. CONVERT YOUR RADIO. Playing desk 15 x 22 x 7in. Walnut finish, drawer front with 78 r.p.m. motor, turntable and pick-up. Press lever start places High Impedance Magnetic pick-up on records 10in. or 12in. Auto Stop. Brand new in original makers' boxes. £4/19/6. Carr. free. (England)

**SUPERHET COIL PACK 27/6.** Miniature size 2 1/2 x 1 1/2in. High O dust coated coils. SHORT, MED., LONG, GRAM switching. Only 27/6 each with connection diagram and circuit.

**F.M. TUNER COIL KIT 27/6.** H.F. coil. Aerial Coil Oscillator Coil, two I.F. Transformers 10.7 Mc/s. Detector transformer and heater choke. With circuit and component list for popular F.M. Tuner using four 6AM6 valves. Punched chassis and Dial assembly 19/-.

## BAND 3 T.V. CONVERTER KITS

For London, Midland and Northern Transmissions.

Suitable all T.V. makes. T.R.F. or Superhet.

Ready wound coils, B.V.A. EF80 valves, all components, punched chassis, circuit diagram, wiring plans COMPLETE KIT for mains operation 200-250 v. A.C. £3/10/-.

AS ABOVE LESS POWER PACK. Requires 270 v. 20 mA. H.T. 6.3 v. .6 a. L.T. £2/5/-, Mains Transformer to above Spec., 10/6, FUNCHED CHASSIS and WOUND COILS. component list, circuit diagram, wiring plans. only 19/6. Full Plans and Circuit details, 6d.

## Volume Controls 80 ohm Coaxial Cable

Long spindles. Guaranteed 10,000 hours. All values 2 Meg. No. Sw. £P.Sw. D.P.Sw. 3/- 4/- 4/9

Semi-air spaced Polythene insulated. Jtn. dia. Stranded core. Losses out 50% STANDARD 9d yd. Jtn. Coaxial 7d yd.

**COAXIAL PLUGS** 1/- DOUBLET SOCKET 1/- SOCKET 1/- OUTLET SOCKET 3/6

**T.V. AERIALS.** Band I, all channels in stock. Indoor 10ft type Inv. T. 13/6. BAND III indoor type, 7/6.

BALANCED TWIN FEEDER per yd. 61. 87Ω or 300Ω TWIN SCREENED BALANCED FEEDER 9d. yd. 80 ohms. 50 OHM COAXIAL CABLE 9d. per yd. jtn. dia. TRILAYER 30, 50, 70, 90, 100, 150, 150 pt. 1/3; 250 pt. 1/6 600 pt. 750 pt. 1/1. P.V.C. CONN. WIRE, 10 colours, single or stranded 2d. yd. 5in. RADIO SCREWDRIVERS, 4d. each. NEON MAINS TESTER 9336WORTLER 5/6.

## VCR97 TESTED FULL PICTURE £2

MULTICORE SOLDER, 60/40, 18 s.w.g., 3d., 18 s.w.g., 4d. yard, 1lb., 2/6.

**ALL BERNARDS BOOKS IN STOCK.**

**CONDENSERS.** New stock. .001 mfd. 7 kv. T.C.C., 5/6. Ditto, 12.5 kv. 8/6; 2 pf. to 500 pf. Micas, 6d.; Tubular 500 v. .001 to .01 mfd., 9d.; .05 1/1; .25 1/6; 5 1/9; 1.350 v., 9d.; 1/890 v. 1/3; 1/1,500 v. 3/6.

**CERAMIC CONDENSERS,** 500 v. 3 pf. to .01 mfd., 1/-. SILVER MICA COI 3333ER3. 20%, 500 v. 5 pf. to 500 pf. 1/-, 800 pf. to 3,000 pf. 1/3.

**DITTO 1 1/2,** 500 v. 1.5 pf. to 500 pf., 1/9. 515 pf. to 5,000 pf., 2/-.

## NEW ELECTROLYTICS. FAMOUS MAKES

TUBULAR	TUBULAR	CAN TYPES
1/275 v. ... 2/-	100/25 v. ... 2/-	8+14/450 v 5/-
2/450 v. ... 2/3	16+8/500 v. 4/6	16+14/450 v. 5/8
4/450 v. ... 2/-	16+16/500 v. 4/6	16+24/350 v. 4/6
8/450 v. ... 2/3	16+16/500 v. 4/6	32+32/350 v. 4/6
16/450 v. ... 2/6	Clips ... 3d.	32+32/450 v. 6/6
16/500 v. ... 4/-	16/500 v. ... 4/-	64+120/375 v. 7/6
32/500 v. ... 5/6	32/350 v. ... 4/-	60+100/350 v. 11/6
32/25 v. ... 1/9	60/350 v. ... 5/6	100+200/275 v. ...
50/25 v. ... 1/9	250/350 v. ... 5/6	1,000+1,000/6 v. ... 10/6
50/50 v. ... 2/-	50/12 v. ... 3/6	

Screw Base Type 512. 8/500 v. 3/-; 16/500 v. 4/-

## VALVES

All Boxed		New & Guaranteed	
6/6	1/6	3/6	5/6
6AL5	EA50	3D8	2X2
6J5	7/6	6H6M	2X2
6K7G	0Z4	6P6	12BE6
EB91	1R5	6K8	EC91
6/6	1R5	6K9	EF39
6A7	1T4	6S47	EF92
6AT7	1S4	6SL7	EL82
6C9	334	6V6G	HVR2A
6SN7	3V4	6X4	U22
757	6BE6	6X5	U41
ECH42	6BW6	12AX7	VP23
12/6	15/-		
EV1	6P25	EC94	ECF82
PC34			

**SENTRECAL RECTIFIERS. E.H.T. TYPE FLY-BACK VOLTAGES.** K3/25 2 kv., 4/3; K3/40 3.2 kv., 6/-; K3/45 3.6 kv., 6/6; K3/50 4 kv., 7/3; K3/100 8 kv., 12/6.

**MAIN TYPE R.M.I.** 125 v., 60 mA. 4/-; R.M.E. 100 mA., 4/9; R.M.S. 120 mA., 5/9; R.M.4 250 v., 275 mA., 16/-.

**FULL WAVE BRIDGE SELENIUM RECTIFIERS.** 2, 6 or 12 v. 1 1/2 amp. 8/9; 2 a. 11/3; 4 a. 17/6.

**CHARGER TRANSFORMERS.** Tapped input 200/250 v. for charging at 2, 6 or 12 v., 1 1/2 amp., 13/6. 4 amp., 21/-.

**ACID HYDROLYZER.** New Ex-Dev. Unbreakable. Packed in metal case 7 x 1 1/2in. dia., 4/8.

**H.F. MIDGET CHOKES.** 14 M.H., 2/6 each.

**Post Office Jacks, 1/8. Plugs, 1/6.**

**ALUMINIUM CHASSIS.** 19 s.w.g. Plym. unfrilled, folded, 4 sides and riveted corner lattice bring holes. Strong and soundly constructed with 2 1/2in. sides. 7 x 4in., 4/8; 1 1/2 x 7in., 6/9; 1 1/2 x 8in., 8/6; 1 1/2 x 11in., 10/6; and 1 1/2 x 18 x 3in., 16/6.

We have no connection with any other firm Please address all Mail Orders correctly as below.


# RADIO COMPONENT SPECIALISTS 307 WHITEHORSE ROAD, WEST CROYDON

OPEN ALL DAY—(Wed. 1 p.m.) 10-page list S.A.E. Tel. THO 1665, Buses 133 or 68 pass door. 48-hour postal Service. P. & P., 6d. £1 orders post free. C.O.D. Service 1/6

**SAMSON'S SURPLUS STORES**

**Exclusive Purchase!!**

**S.T.C. RECTIFIER SUPPLY UNIT No. 11 TYPE ZB 10235**



Specification:—A.C. input 100-260 volts. 45-65 cycles. D.C. output 24 volts 11 amps. and 130 volts 600 m.a. very conservatively rated. L.T. and H.T. completely smoothed. All circuits fused. Mains on/off switch. Built in grey metal cabinet as illustrated. Height 5ft. 0in., width 1ft. 7½in., depth 1ft. 1½in. Weight 200 lbs.

These units were originally designed to supply L.T. and H.T. power in conjunction with Bay Power No. 3 to S.O.S./T. 3 channel telephone system, but are ideal heavy duty L.T. and H.T. supply units for the electronic industry, research laboratories, schools, etc., etc. Complete with Instruction Book and circuit. Supplied brand new at a fraction of the maker's price.

**£17.10.0** ex-warehouse

If further technical details are required, Instruction Book will be forwarded against a deposit of One Pound. Export enquiries are welcomed. We have a limited number of these units ready packed in original transit cases at a small extra charge.

169/171 Edgware Road, London, W.2. Tel.: PAD 7851

125 Tottenham Court Road, W.1. Tel.: EUS 4982

All orders and enquiries to our Edgware Road branch, please. This is open all day Saturday.

**SAMSON'S SURPLUS STORES**

36FT. AERIAL MASTS. E.A.F. Type 50. Complete kit consists of 9 tubular steel sections. Length 4ft. Dia. 2in. Set of pickets. Top plate. Base plate. Guys and all fittings. Supplied new in canvas carrying bags. Ideal for T.V. aerial masts. £7/10/-, carr. 7/6. Extra sections 15/- each, carr. 2/4.

TELEPHONE CABLE TYPE D 8 TWIN, 1 mile drums. £7/10/-, carr. 10/-.

Commando assault telephone cable. P.V.C. 1,000-yard drums. Ideal telephone cable and very useful for the home and garden. 12/6 per drum, p. and p. 1/6.

ARMY FIELD TELEPHONES. Type 1B. Buzzer coil line. Complete with hand set and batteries. Built-in strong metal cases. Suitable for farms, building sites, workshops, etc. 49/8, carr. 3/-.

**SPECIAL OFFER. BRAND NEW AMERICAN PANEL MOUNTING METERS.**

0-50 volt A.C. rectifier type, 1,000 ohms per volt. Calibrated for use on steel panels. Size 2½in. x 3in. Panel hole required 2½in. 18/6, p. and p. 1/6.

HIGH-GRADE BLOK CONDENSERS. American 7 MFD, 600 v. D.C. wkg. Tropical 6½", p. and p. 1/6. G.E.C. 8 MFD, 600 v. D.C. wkg. Tropical 7½", p. and p. 1/6. B.1 2,000-2,000 MFD., 12 v. D.C. wkg 6/6, p. and p. 1/6. Heavy duty sliding resistors. We have London's largest selection. Listed below are a few types of our range: 0.4 ohm 25 amp. with gear control 17/6. 7.5 ohm 4 amp. geared control 15/-.

2.0 ohm 8.5 amp. with geared control and drive handle 17/6. 1 ohm 12 amp. slider type 12/6. 100 ohm 1.5 amp. slider type 22/6. Carr. on all resistors 2/-.

INSTRUMENTS, ADMIRALTY INTEGRATORS, TYPE A 89L. Incorporating very fine Galvo movements, coil 40 ohms. Centre zero to F.S.D. 1 microamp. Small mirror one metre radius. A very useful laboratory instrument. 65/-, carr. 2/6.

RETRO-VICKEES MASTER VOLTMETERS. 0-20 volts A.C. 50 cy. M.I. 6in. mirrored scale. 25/-, p. and p. 1/6.

WESTINGHOUSE HEAVY DUTY CHARGERS. A.C. input 200-250 v. D.C. output 144 volts 6 amps. Built in metal cabinets, size 2ft. x 1ft. 10in. x 1ft. 8in. With ammeter. Fine and coarse switch. Variable control fuses, and mains switch. £18/10/-, plus carr.

ROLLS-ROYCE COOLANT PUMPS. A heavy duty turbine type pump driven directly from a split shaft socket 1,000-1,500 G.P.H. 1½in. bore outlet. Brand new in maker's carton. 47/6.

1½in. COPPER-PLATED AERIAL RODS. Push-in sleeve joint, 8/6 per half gross. 15/- per gross. P. and p. 1/6. SPECIAL PRICE FOR LARGER QUANTITIES.

LOOK 1 CO-AXIAL CABLE—LOWEST PRICE EVER. Super quality ex. Govt. 50 ohm. 100 yards. 50/-, carr. 4/-.

1,000 yards £17/10/-, carr. 15/-.

Amazing offer! First time on Surplus Market. MINIATURE ACCUMULATORS made by Willard Co., 36 v. 0.2 amp. Size 3½ x 1½ x 1. Weight 5½ oz. 5/-, p. and p. 6d. 6 v. 1.2 amp. Size 3½ x 1½ x 1. Weight 4½ oz. 7/6. P. and p. 6d. or set of three 36 v. and one 6 v. in sealed container. £1, p. and p. 1/3. Brand new and uncharged. Easily filled with hypodermic syringe.

BRAND NEW EX-ARMY HYPODERMIC SYRINGES. Complete with 1 needle. 4/9. P. and p. 6d. Extra needles 6d. each.

169/171 Edgware Road, London, W.2. Tel.: PAD 7851

125 Tottenham Court Road, W.1.

Tel.: EUS 4982

All orders and enquiries to our Edgware Road branch please. This is open all day Saturday.

**THE WORLD'S GREATEST BOOKSHOP**

**FOYLES**  
★ ★ FOR BOOKS ★ ★

**ALL YOUR Christmas Books**

Foyles have Departments for Gramophone Records, Stationery, Handicraft Tools and Materials, Music, Magazine Subscriptions, Lending Library.

119-125 CHARING CROSS ROAD, LONDON, W.C.2

Gerrard 5660 (16 lines) ★ Open 9-6 (Thurs. 9-7)

Nearest Station: Tottenham Court Road

*Solder with*



● NO TRANSFORMER NECESSARY ● FOR MAINS OR LOW VOLTAGES. Rapid Heating—Extreme Lightness—Twenty models—Bit sizes, 1/8", 3/16", 1/4", 5/16", 3/8"—Prices from 18/6. Voltages from 8/7 v. to 230/50 v.

Have you tried our "Permatip" instruments or our "Permatip" bits? (Illustrated below) They need no maintenance and last indefinitely. Details in folder S.P.S., sent on request. Sole Manufacturers and Distributors.

**LIGHT SOLDERING DEVELOPMENTS LTD.,**

106, GEORGE STREET, CROYDON, SURREY.

Tel. CROYdon 8599



**H. WHITAKER G3SJ, COURT ROAD, NEWTON FERRERS, SOUTH DEVON**  
Phone: NEWTON FERRERS 320 (A.R.B. APPROVED)

Precision Crystals of all types in a wide variety of bases covering the complete range 40 kc. to 18 Mc. In fundamental frequencies. All are made to extremely fine tolerances and frequency adjustment can be given up to 0.05%. Plated electrodes of gold, silver or aluminium with wired in spot welded contacts are available. Quotations can be given for any type of cut or mode of oscillation, including a complete range for filter circuits with zero temperature co-efficient over a suitably wide temperature range. Our new work is equipped with up-to-the-minute production technique methods, X-ray and silicon ensuring accuracy of all cuts. Artificial aging by etching and plating by evaporation under vacuum ensure long term stability of the final calibration. Early delivery can be given of most types. Our repair service is still available and in some cases we are prepared to quote for lowering the frequency of your existing crystals.

**SPECIAL OFFER :**

200 kc. DT cut, zero temperature co-efficient over the range - 30° centigrade to +55° centigrade. Frequency adjustment .005% or better. Mode: Face shear Silver-plated electrode, wire mounted. Basing ¼in. pin spaced. Other bases to order. £1 each.

**TESTOSCOPE MAINS TESTER**



For high and low voltage testing. Standard Model: range 100/850 volts A.C. or D.C. Dual Model: range 1/30 and 100/850 volts A.C. or D.C.

Write for interesting leaflet 30F. APPLY FOR 16 PAGE BOOKLET POST FREE 1/-

**Runbaken**  
MANCHESTER

# GOOD STOCKS — GOOD SERVICE — GOOD VALUE

(Radio and Electrical Bargains)



**WAVEMETER Type W1310**  
 Continuous coverage of 155-230 Mc/s. Complete with valves, chart and test prods. Input 230 v. 50 cycles. In original crates.

As NEW £3.19.6 Crg. 8/6.

**AN API U.S.A. ALTIMETER**


Includes Receiver, R.F. Transmitter and A.F. Amplifier. Complete with 14 valves and a host of useful components. In original cartons. Price with 12 volt Dynamotor 59/6. Price less motor 29/6.

**U.S.A. DYNAMOTOR ROTARY TRANSFORMER.**

D.C. Input 12 volts. D.C. Output 285 volts .075 amps. Unused 30/-.

**SOLAR ELECTROLYTICS Ex-Units.**

8 x 8 mfd. 350 v. wkg. 20 mfd. 150 v. wkg. Ali can 1/6. Six for 6/6. 250 mfd. 12 v. working, T.C.C. Electrolytics, Bakelite case, 1/3. 8 mfd. 450 v. working Electrolytics, Tom Thumb type 1/6. Sprague 8 x 8 mfd. 475 v. working, 2/-, brand new.



**LANE**

2-Speed Tape Deck Mk. VI.

- ★ Twin track recording.
- ★ Three high grade motors.
- ★ Instantaneous braking.
- ★ Single knob control.
- ★ Speed change key.
- ★ Takes up to 1,200 ft. reels.
- ★ With instruction book.

£14.19.6

Crg. & Insurance 12/6.

British Standard Specification and Guaranteed NEW.

**U.S.A. INDICATOR UNIT Type BC929A**

Complete with C/R tube 3 BPI, shield and holder. 7 valves. (2) 6H6GT. (1) 6X5GT. (1) 2X2. (1) 6G6. (2) 6SN7GT. IN ORIGINAL CARTONS.

Price £2.19.6.

Loose stored 47/6.



**U.S. DINGHY TRANSMITTERS.**

Self-contained hand generator supplies power to the 2-valve transmitter. Operates on 600 metres. Complete with valves 12A6, 12SC7. Neon indicator, test bulb, copper aerial with winding attachment, straps, etc., also full instructions for use. As NEW 30/-, Used 20/-.

**CONTACTOR TIME SWITCHES**

In soundproof cases. Clockwork movement. 2 impulses per second. 9/6.

**TRANSMITTER-RECEIVER**

RT-34/APS-13, 17 valves, including 5-616 1-VR105, 9-6AG5, 2-D1. Brand new American equipment in original cartons with instruction manual complete with dynamotor, 79/6.

**POCKET VOLTMETER M.C.**

2 ranges. 0-250 v. and 0-15 v. D.C., press button. M.I. change voltmeter 0-300 v. A.C. At 12/6 each.



**MIDGET NEONS**

75 v. striking. Complete with resistance and mounting bracket, 1/3.

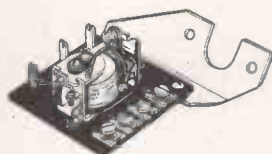


**PLUG AND SOCKET**

American Miniature 6-way plug and socket, black crackle finish, 3/9.

**HAND GENERATORS**

(American) Generates 28 v. AMPS. 175 and 300 amps. .040, 12/6.



**RELAYS**

(American manufacture) 1 break 1 change-over 1,000 ohm coil. Complete with mounting bracket, 4/6.

**CRYSTAL SET KIT**

Comprising variable condenser with pointer tuning knob, 3 air cored coils for home and foreign stations, by-pass condenser, germanium diode, connecting wire, crocodile clips and wiring diagram. Nice present for a boy, 10/6. Set ready wired on base plate (no case), 12/6.

**DINGHY AERIALS**

100 yards woven copper wire on free running reels. Complete with winding handle and locking mechanism, 5/-.



**HEADPHONES**

L.R. Armature headphones, very sensitive, 10/6.

**TRANSFORMERS**

E.M.I. Pick-up matching transformers (potted) for low resistance pick-ups. Large: 3in. dia. x 2½in. deep, 4/6. Small: 2in. dia. x 2½in. deep, 3/9. American B.C. 28 volt bulb and holder, 1/3.



**REVOLUTION COUNTERS**

With miniature drive motors. Will work off A.C. Mains with suitable resistance, 6/6.

**SWITCH BOXES**

With toggle switch, press button switch, junction box and wire wound resistance, 2/6.

**MATCHING TRANSFORMER**

For low resistance headphones, 1/9.

**WANTED:** Communication Receivers, Television Receivers, Tape Recorders, Test Equipment, etc.

Carriage extra on all items unless quoted.

BARGAINS FOR CALLERS—Receivers, amplifiers, power packs, meters, etc.

## A. G. HAYNES (Radio)

9 NEWPORT PLACE

LEICESTER SQUARE

LONDON, W.C.2

Tel. GER. 2613

**INDICATOR UNIT TYPE 62A.** The well-known unit for TV or oscilloscope conversion. Complete with VCR97 C.R. Tube, mask, base and MU screen, 12-EP50, 2-VR54 (EB34), 4-VR65 (SP1), 3-EA50 valves and Muirhead slow-motion drive, etc. Brand new in original transit case. Price 5/9 plus 7/6 carriage.

**AN/AF-13 TRANSMITTER/RECEIVER.** Operational frequency 420 mc/s. I.F. freq. 30 mc/s. Containing 14 valves (viz. 9-6AG5 and 5-6J6 valves). Rotary transformer (input 28 volt), relay, resistors, condensers, etc. Can be converted for commercial TV (ITV) or 70 cm. amateur band. Housed in compact chassis with black crackle case. Brand new in original cartons. These units are offered without the 2-2D21 and OC3 valves which are not required for the above-mentioned conversion, at the very low price of 5/7 plus 3/4 carriage.

**INFRA-RED REVER 21 (I) (2A23119).** Known as "Tabby." These units are completely self contained, i.e. the cesium cell and lens are housed with the Zamboni piles in a metal case 5 x 8in. (overall) x 2 1/2in. wide, with press-button switch and leather carrying strap. Supplied in strong leather case. Price 3/0 plus 2/6 post.

**BATTERY OSCILLATOR.** This is a 2-valve push-pull R.F. oscillator. Freq. range 54 to 86 mc/s. directly calibrated on stop-motion dial. Output is CW or PRF. Contains two LP2 triodes, twin gang 100 pf. tuning condenser, two toggle switches, etc., with the addition of a modulator can be made into a useful sig. gen. for TV use, etc. Circuit and suggested mods. supplied free with unit. Components required can also be supplied. Price 15/- plus 2/6 carriage.

**"WIFE" ACCUMULATORS.** 6 volt 15 ampere hours (5 cells at 1.2 v.). Brand new and unused. Price 3/6 plus 5/- carriage and packing.

**SELENIUM RECTIFIERS.** Full-wave bridge types.

Rms 15 volt output 6 v. or 12 v. 8 amp. at 2/6 each plus 3/6 post.  
 Rms 15 volt output 6 v. or 12 v. 5 amp. at 2/- each plus 3/- post.  
 Rms 18 volt output 6 v. or 12 v. 2 1/2 amp. at 1/10 each plus 2/- post.  
 Rms 18 volt output 6 v. or 12 v. 2 amp. at 10/6 each plus 1/9 post.

**METERS.** 0-1 mA 2 in. square panel mounting. Brand new and boxed. Price 12/6 each plus 1/- post and packing.

**SPECIAL OFFER OF POTENTIOMETERS**

- 50,000Ω carbon less switch, long spindle 1/8 each, 12/6 dozen.
- 2,000Ω linear with D.P. switch, long spindle 12/6 dozen.
- 100,000Ω carbon with S.P. or D.P. switch 1/6 each, 12/6 dozen.
- 20KΩ wire wound, 1/2in. spindle 1/6 each, 15/- dozen.
- 2KΩ wire wound, 1/4in. spindle 1/6 each, 15/- dozen.
- 1 meg. Ω double bank with 1/2in. spindle 2/6 each, 24/- dozen.
- 2 meg. Ω double bank pre-set type 2/- each, 20/- dozen, plus 1/6 post } U.S.A.

**PACKARD BELL PRE-AMPLIFIERS.** Complete with 6SL7 and 28D7 valves, midrange relay, resistors, condensers, pot., 8-way midget plug and socket. Brand new in original cartons with circuit. Price 12/6 only.

**MASTER CONTACTOR, TYPE 2,** with a superb clockwork movement. Gives two impulses per second; 7 hours running. Brand new in sound-proof case. Ideal for constructing photographic timers, etc. Price 9/6 plus 1/6 post and packing.

**SANGAMO MOTOR UNITS.** These are brand new pre-mid meter movement with dozens of gears, and a Sangamo-Weston 200-250 v. A.C. 50 cycles motor (silent running). Has numerous applications (clockmaking, etc.). Price 10/6 each plus 1/6 post.

**BLOCK CONDENSERS (AMERICAN).** Oil filled, 1 mfd. 3,600 v. D.C. wkg., 5/- each plus 1/6 post. 2 mfd. 1,000 v. D.C. wkg., 3/6 each plus 1/3 post. 7 mfd. 800 v. D.C. wkg., 6/6 each plus 1/6 post. Also 4 mfd. 1,000 v. D.C. wkg. (English), 3/6 each plus 1/3 post. 10 mfd. 600 v. D.C. wkg., 6/6 each plus 1/6 post. 4 mfd. 500 v. D.C. wkg., 3/6 each plus 1/- post.

**FILAMENT TRANSFORMERS.** Input 210-240 v. A.C. Secondary 6.3 v. 6 a. 4 v. 4 a. 2 v. 2 a., and 30 v. 60 mA. at 14/6 each plus 1/6 post.

**SPEAKER OUTPUT TRANSFORMERS.** Standard type suitable for 6V6 output. Price 4/6 plus 1/- post. Battery receiver type 3/- post paid.

**SMOOTHING CHOKES.** 10 henries 100 mA. 400Ω. Price 6/6 plus 1/- post.

**PRE-SET POTENTIOMETERS.** TV types, viz. 50KΩ, 100KΩ, 25KΩ, 20KΩ, 1 meg. Ω, at 1/6 each, 15/- dozen.

**YALEXLEY SWITCHES.** Three-pole 3-way single-bank midget type with 2 1/2in. spindle at 1/6 each, 15/- dozen.

**PUSH-BUTTON SWITCHES.** D.P.S.T., 3.5 amp., 250 v. Hold-on safety switch for rack-mounted equipment, etc. Price 3/6.

**VEEDER-ROOT REV. COUNTERS.** 0-9999 with drive coupler. Brand new and boxed. Price 7/6 each.

**TELEPHONE TWIN-FEEDER.** 2-1/2. Type K20C, 3/6 per dozen yards.

**CO-AXIAL CABLE.** Standard 80Ω impedance. 7d. per yard, min. 12 yards, plus 1/- post. Brand new current stock.

**RELAYS.** 3000 Type. 6500Ω. 1 break. 1 change-over. Brand new and boxed. Price 8/6 each plus 9d. post.

**NEONS.** MIDGET. TYPE CV988. 150 v. striking. Brand new and boxed at 1/6 each, 15/- dozen.

**HAND GENERATOR POWER SUPPLY UNIT NO. 7 (ZA17571),** with hand generator and out-but less accumulator. Can be used as a wind generator or as ordinary hand-operated charger for 6 volt batteries. Will give sufficient current to a "flat" battery to start a car. Complete in case (17 x 10 x 7 1/2in.) with full working instructions. Brand new in original cartons, 19/6 plus 3/6 carriage.

**VALVE HOLDERS.** Ceramic int. octal at 1/3 each, 12/- dozen. Ceramic '807 at 1/3 each, 12/- dozen. Rubber-mounted B9A (anti-microphonic) Noval at 7/6 dozen. Ceramic B9G (EP50) at 8/6 dozen. B9A Ceramic with screen cans 1/3 each.

**"GRIMES" LANDING LAMP.** Complete with bulb and motor for deflection of beam. Brand new and boxed at 17/6 plus 3/6 post and packing.

**FOR THE 2-METRE FANS. 2-METRE TX TANK TUNERS.** Consisting of butterfly tuning condenser, silver-plated tank coil, H.T. choke and mounting base. Brand new and boxed 1/6 each.

**VALVES.** EF50 at 5/- each, 54/- dozen. EF50 Red Sylvania 6/- each, 66/- dozen. SP1 (VR55). EA50 Diodes at 1/6 each, 20/- dozen. V870 at 3/6 each.

**GERMANIUM CRYSTAL DIODES.** Wire-ended 1/6 each, 13/6 dozen. Also C06-C and DA-71 at 2/- each, 18/- dozen.

**LOW RESISTANCE EARPIECES (8.2Ω)** at 4/- per pair. WITH HEADBAND' plus 1/- post.

**MIDGET CARBON MIKE INSERTS.** Size 1 1/2in. dia. Brand new and boxed at 1/3 each post free.

**TANVOY POWER MICROPHONE INSET.** For Tele L.S. No. 1, 2 and 3 (YA2815). Brand new in sealed tins. Price 2/6 each plus 6d. post.

**CONDENSERS. B.I. TYPE.** .02 mfd. 5 kV. wkg. at 2/- each. .03 mfd. 2.5 kV. wkg. at 2/- each. .05 mfd. 2.5 kV. wkg. at 2/- each. .25 mfd. 1.5 kV. wkg. at 1/3 each. 1 mfd. 1.2 kV. wkg. at 1/- each. .05 mfd. 800 v. wkg. at 6d. each.

**AMERICAN SPRAGUE METAL TUBULAR WIRE-ENDED** 1 mfd. 350 v. wkg. CONDENSERS at 5/6 dozen.

**ELECTROLYTIC CONDENSERS.** Brand new current stock. 20 mfd. 500 v. wkg. 2/6 each; 5 for 10/-; 100 mfd. 450 v. wkg. 2/6 each; 5 for 10/-.

64-120 mfd. 275 v. wkg. 3/6 each plus 1/3 post.

**I.F. TRANSFORMERS.** 465 kc/s. Size 1 1/2 x 1 1/2 x 2 1/2in. at 3/9 per pair.

**VITREOUS RESISTORS (10w/100Ω).** 12,000Ω 80 watt at 2/6 each. 20,000Ω 80 watt at 2/6 each. 3,000Ω 80 watt at 2/6 each, 25/- dozen (mixed values if required). 10KΩ 15 watt at 1/6 each.

PLEASE WRITE NAME AND ADDRESS IN BLOCK LETTERS

**C. MARKS & Co. (Newport. Mon.) Ltd.**  
 90 COMMERCIAL ST., NEWPORT, MON.

Telephone: Newport 64711

Also at 25 Wyndham Arcade, Cardiff  
 All mail orders and enquiries to Newport branch please.

# HANNEY OF BATH

**OSRAM 912.** Lab. resistors, 32/4; T.C.C. condensers, 55/-; PARTRIDGE Components with loose lead terminations. Mains trans., 44/-; Choke, 29/6; Output trans., 76/9 (price includes Partridge carriage/packing charge). Denco 16 S.W.G. All chassis with bronze printed panel, 21/-; W.B. output trans., 32/-; A.B. switches, 14/- pr.; VALVES: 2.729, 23/3; U.709, 16/7; B.309, 23/3; Two 7.709 matched, 34/6. Small parts (each): T.17, 5d.; L.734, 2/6; L.356, 3/6; L.1001/W, 4/6 pr.; K.370, 1/6; VSP/393/0, 2/-; D.170/R, 2/6; P.73, 4/6; P.437, 6/6; C.114, 4/-; S.300 PD, 6/-; McMurdo valveholders, 1/-.

Complete kit of parts for the 912, as above, £21.

**MULLARD 510.** Erie resistor/pots, 37/6; T.C.C. Condensers, 45/-; Fliston mains trans., 36/-; Elstone output trans. (6000 or 9000Ω), 45/-; Denco drilled chassis, 14/6; Printed front panel, 8/6; VALVES: EF.96, 23/3; ECC.83, 23/3; GZ.30, 13/11; EZ.80, 13/11; Two FL.84, matched, 34/6; Small parts (Bulgin and Belling-Lee), — each. Knobs with dial, 3/-; Mains switch, 3/9; Fuse holder, 4/-; Pilot lamp holders, 2/6; Mains P/ckt., 4/6; Input P/8, 2/6; Output P/8, 4/-; V.1 tag board, 2/3; V2-3 tag board, 4/-; McMurdo valveholders, 1/-.

Complete set of parts for the Mullard 510, as above, £14/14/-.

**WILLIAMSON AMPLIFIER.** All parts available as previously advertised.

**MAXI-Q-DENCO F.M. FEEDER UNIT.** Chassis set, 7/6; Coilset, 11/9; 10.7 Mc/s IF's, 6/- each; Ratio discrim. trans. 12/6; Phase discrim. trans., 9/-.

Technical Bulletin giving circuit, point-to-point wiring, etc., 1/9 P.F.

**COLPACKS.** DENCO CP 4/L and CP 4/M, 33/4; CP 3/70 pf. and CP 3/500 pf., 42/8. OSOMOR "Q" HO, 48/-; LM, 40/-; Batt., 50/-; TRF, 40/-; HF stage for HO pack, 20/-; ETA 4-station pack, 43/8. We stock COILS by Weymouth, Osamor, Weartie, Denco and R.E.F.

**WIDE ANGLE COMPONENTS. ALLEN.** Telexing Chassis, 50/-; Coilsets (TK and Super-Visor), 44/6; LC.308, 40/-; FO.305, 21/-; DC.30c., 38/6; PC302, 31/-; GL.16 and 18, 7/6 each; SC.312, 9/-; AT.310, 30/-; OF.117, 9/-; BT.314, 15/-.

**DENCO CHASSIS MAGNAVIVE.** 37/8; Chassis, Super-Visor, 51/6; Coil sets Magnavive, 41/2; WA/DCA1, 43/-; WA/FCA1, 31/-; WA/LC1 and WC1, 7/6 each; WA/FMA1, 21/-; WA/LOT1, 42/-; WA/PBT1, 16/-.

**SUNDRIES.** Pre-set controls, 3-watt wire wound, all values 10Ω to 30KΩ, 3/- each. Ditto 1-watt carbon, 50KΩ to 2MΩ, 3/- each. Denco MTO.1 Test Oscillator with valve, 75/-; Denco TPA.1 TV pre-amp. with valve, 29/6. Also over 100 values in close tolerance Silver Micacs. 20,000 Erie resistors ex stock in all preferred values and wattage.

Send S.A.E. for list. Please add 2/- to all orders under £3 (any excess returned)

## L. F. HANNEY

77 LOWER BRISTOL ROAD, BATH

Tel. 3811

### WICO KIT VALVE VOLT-OHM METER 33 RANGES

7 volts ranges 0.01 v. to 1000 v.  
 D.C. +, D.C. -, A.C., R.M.S. 5  
 ohms ranges 0.5Ω to 500MΩ, 7  
 Db ranges -20Db to +61Db.  
 KIT £19. C.W.O., or C.O.D.  
 WIRED £26.




Write for further details Export Enquiries  
 Invited.

### WHARTON INSTRUMENT COMPANY

1081 FINCHLEY ROAD, LONDON, N.W.11. Tel.: MEADWAY 3407

## A. C. SOLENOID TYPE SB.



Continuous 2.3/8 lb. at 1'  
 Instantaneous to 16 lbs.

100% PRODUCTION  
 INSPECTION

Smaller Sizes Available.  
 Also Transformers to  
 6KVA 3 Phase

## R. A. WEBBER LTD.

18 FOREST ROAD, KINGSWOOD, BRISTOL. PHONE 74065.



# FOR SUITABLE CHRISTMAS GIFTS

## VALVES — GUARANTEED NEW AND BOXED

		Full list available 2½d. stamp.		Complete catalogue, 6d.											
10C2	12/6	12H6	5/-	125K7	6/6	U403	13/6	VR21	3/-	VR136	7/-	65A7GT	8/-	6U4GT	15/-
10LD11	11/-	12K7	9/-	125X7	12/6	U6	10/-	VR55	7/6	VP23	8/-	65J7GT	8/-	1A5GT	6/-
12A6	6/9	12SC7	7/6	12SX7	12/6	U6	10/-	VR65	3/6	VT501	6/-	65N7	8/-	1L4	6/6
12A7	9/-	12S7	8/6	20P1	15/-	UCH42	11/-	VR65	3/6	VT501	6/-	65T7	7/6	1R5	7/6
12CB	8/-	12SR7	7/6	25U4GT	12/-	UY41	10/6	VR91	6/-	VU111	3/6	IA3	9/-	1U5	8/6
12J7	9/6	20F2	12/6	25Z4G	9/-	VR54	2/-	VR105/20	9/-	W61	8/-	1CSGT	8/-	3Q4	9/-
12Q7	9/-	25L6GT	8/6	35L6GT	8/9	VR57	8/-	VR123	6/6	Y63	9/-	IT4	7/6	354	8/6
12SH7	5/6	25Y5G	9/-	5016GT	9/6	VR66	3/9	VR150/30	9/-	OZ4	6/-	3A4	7/-	42	8/6
12SQ7	8/6	25Z6GT	8/6	ATP4	6/6	VR92	2/-	VT52	8/-	IA7	11/6	3D6	5/-	5Z3	8/-
20D1	10/6	35Z4GT	8/6	EB41	8/-	VR119	4/-	VU67	8/6	1LD5	6/9	4D1	3/-	6A8G/GT	10/6
20L1	12/6	AC6/PEN	5/6	ECL80	11/6	VR137	5/6	W44	8/6	1S5	7/6	5Y3GT	8/6	6AK5	6/6
25Y5G	9/-	EAF42	12/6	EF42	13/6	VS70	3/-	X66	11/6	2X2	4/-	6A7	10/6	6AM6	7/6
25Z5	9/-	EFB80	11/6	EL35	7/6	VU39	8/9	KTW61	7/9	3Q5	10/-	6AG5	6/6	6B4	5/6
35W4	10/-	ECH42	10/6	EM34	11/6	VU120A	3/-	LP220	6/9	3V4	8/6	6AG7	9/-	6BE6	8/-
AC/P	6/9	EF41	10/-	EY51	13/6	X65	10/-	P15	5/-	5U4G	8/6	6AM5	5/-	6C4	7/-
DH73M	10/-	EL2	12/6	EZ80	10/-	150A(B)	4/6	PEN220A	4/-	5Z4g	8/6	6AT6	8/-	6C9	9/-
EB41	11/-	EM80	11/-	FW4/500	10/-	KT74	8/-	PCF82	12/6	6AC7	6/6	6BA6	8/-	6F11	13/-
ECH35	13/6	EL84	12/-	HL2	5/6	KT241	6/-	PL83	13/-	6AL5	7/-	6BW6	8/6	6F15	13/6
EF22	8/6	EZ41	11/-	KL35	8/6	MS/PEN	5/-	PY81	11/6	6AQ5	8/6	6C6	6/6	6G6G	6/6
EF80	11/6	EY91	7/-	KT66	10/6	P41	9/-	SP22	6/-	6B8G	4/-	6D6	7/3	6J5M	6/-
EL41	11/6	H30	5/-	KTW63	8/6	PEN46	8/6	U10	9/-	6B87	9/6	6F6M	8/6	6K6GT	6/6
EZ40	10/-	HP211C	6/9	MH4	5/6	PCF80	12/6	U32A	13/6	6C5GT	7/6	6F14	12/6	6K8G	8/6
EL148	2/-	KT33C	10/6	N709	12/-	PL82	11/6	U404	9/-	6D3	7/6	6J5G/GT	5/-	6L6G	9/6
GZ32	12/6	10F9	12/6	PEN25	8/-	PY80	10/-	UBC41	11/-	6F6G	7/6	6J7G	6/6	6Q7G/GT	9/-
HL23DD	7/6	10P14	11/6	PCC84	12/6	QP21	7/6	UL41	11/6	6F13	12/6	6K7	6/9	6SH7	6/6
KT2	5/-	12AT7	9/-	PL81	13/6	TP26	9/-	VR53	6/6	6H6	3/6	6L1	17/6	6SL7	8/-
10F1	11/-	12BE6	10/-	PP225	5/-	U25	13/6	VR56	6/-	6J6	7/6	6N7	7/-	6S57	8/-
10P13	11/6	12J5	6/-	PY82	10/6	U403	10/-	VR55A	3/3	6K7G/GT	5/9	6S7G	7/6	6U5G	8/-
12AH7	6/9	K8	11/-	SP220	6/9	UB41	8/-	VR91SYL	8/-	6K8GT	9/6	65K7	6/3	6U7G	9/6
12AX7	10/-	12SG7	7/6	U22	8/-	UF41	11/-	VR116	4/-	6L7M	7/6	65Q7	9/-	65C7	9/-



**Build this Excellent Kit for Christmas**  
**ALPHA 3 VALVE T.R.F. KIT**  
**£5.10.0d.**

★ Easy to Build.  
 ★ Valves 6J7, 6K7, 6V6GT plus metal rectifier. ★ Walnut cabinet.

Full instructions, point to point wiring diagram. Circuit diagram, and full shopping list 1/-. All components may be purchased separately.

**LOUDSPEAKER CABINETS**



This attractive walnut finished cabinet is available for 6in. or 8in. speaker units. Metal speaker irct, complete with back and rubber feet.

6in. type: Measures 8½in. x 8½in. x 4½in. at base. Price 16/6 each.

8in. type: Measures 10½in. x 10½in. x 5in. at base. Price 20/6 each.

**DRYDEX TORCHES AT BIG REDUCTIONS**

2P25 Penlight, chrome, clips into pocket like a pen ..... 1/7 ea.  
 2P5 Beauty-Rite (coloured) suitable for ladies' handbags ..... 1/7 ea.  
 N15 Candlelite (coloured) ideal for child's bedroom ..... 3/6 ea.  
 Prices include bulb but exclude batteries.

**PUBLICATIONS**

Wireless Amplifier Manual No. 2 ..... 3/-  
 Radio and Television Manual ..... 2/6  
 Listeners' Guide to Radio and TV ..... 2/6  
 Stations of the World ..... 2/6  
 Wide Angle Conversion for Home Constructed Televisions ..... 3/6  
 Radio and Television Pocket-book ..... 2/6

**2-RANGE POCKET VOLTMETER**

Ex-Ministry, brand new, 0-15 volts, 0-250 volts moving coil 345 ohms per volt, complete with leads, 18/6 each.

**COLLABO High Fidelity Pick-up** for standard Records. Listed 46/5. Our price 30/- each.

**DEPIANT EXTENSION LOUDSPEAKERS**  
 6in. Speaker Unit in wooden cabinet with volume control, 42/6 each.

**EX-GOVERNMENT HAND MICROPHONES**  
 Complete with lead, switch incorporated in the metal case, 12/6 each.

**VOLUME CONTROLS**

Single Pole Switch, 100 k. ohms ± meg., 1 meg., 2 meg., 3/9 each.  
 Double Pole Switch, 50 k. ± meg., 1 meg., 1 meg., 4/9 each.


**SOLDERING IRONS**

Solon soldering irons, pencil or oval bit. Please state type required, 65 watts 230/250 volts, complete with length of 3-core cable, 18/8 each.

**CONNOISSEUR PICK-UP**  
 At a fraction of original price. Complete with matching transformer, 29/6.

**CLEM TRAVELLING IRON**

With asbestos stand. Attractive colours Blue, Green. Red. 110/250 volts. 18/6 each.



**B.S.R. MONARCH AUTOMATIC RECORD CHANGER**

These units will autochange on all three speeds, 7in., 10in. and 12in. They play MIXED 7in., 10in. and 12in. records. They have separate sapphire for L.P., and 78 r.p.m. which are moved into position by a simple switch.


Minimum baseboard size required 14in. x 12½in., with height above 8½in. and height below baseboard 2½in. A bulk purchase enables us to offer these BRAND NEW UNITS at this exceptional price. These units are beautifully finished in cream enamel with cream bakelite arm. COMPLETE WITH FULL INSTRUCTIONS, 27/19/6.  
 Carriage 3/-.

**MAINS TRANSFORMERS 3-WAY MOUNTING TYPE**

MT1 Primary: 200-220-240 v.  
 Secondaries: 250-0-250 v. 80 mA  
 0-6.3 v. 2 amp., 0-5 v. 2 amp.  
 Both tapped at 4 v., 17/6 each.

MT2 Primary: 200-220-240 v.  
 Secondaries: 250-0-350 v. 80 mA.  
 0-6.3 v. 4 amp., 0-5 v. 2 amp. Both tapped at 4 v., 17/6 each.

Model Makers transformers for train sets, etc.  
 MT3 30 v. 2 amp. tappings at 3, 4, 5, 6, 8, 9, 10, 12, 15, 18, 20, 24 v. from 200/250 v. mains input. Price 27/6 each.



**AMERICAN INDICATOR UNIT**  
 TYPE B0929A

Brand new incorporating 3In. tube 8BP1, with mu-metal shield, 2-68N7GT, 2-6H6GT, 6X5G, 2X2, 6G4G, 9 potentiometers, 24 v. aerial switch motor, transformer, and a host of small components. The whole unit which measures only 8½in. x 8½in. x 1½in. is brand new enclosed in black crackle box, and can be supplied at 62/6 plus 5/- P. & P.

**PERSEK IMPLOSION GUARDS**  
 Incorporating esutechion and filter. 12in. type, 11/6 ea. 16in. type, 14/6 ea.

**HEATER TRANSFORMERS**

230 v. Input 2 volt 5 amp.	4/8
230 v. Input 2 volt 3.0 amp.	5/-
230 v. Input 4 volt 1.5 amp.	5/-
230 v. Input 4 volt 3.0 amp.	10/-
230 v. Input 5 volt 2.0 amp.	10/-
230 v. Input 6.3 volt 5 amp.	5/-
230 v. Input 6.3 volt 1.5 amp.	6/-
230 v. Input 6.3 volt 3.0 amp.	9/-
230 v. Input 12 volt 7.5 amp.	5/-

**ELAC 3in. Round Type** ..... 17/6  
**LECTRONA 3in. Round Type** ..... 17/6  
**PLESSEY 6in. Round Type** ..... 17/6  
**GOODMANS 4in. x 7in. ELLIPTICAL UNIT** ..... 21/10  
**GOODMANS 8in. UNIT** ..... 18/6  
**GOODMANS 10in. UNIT** ..... 25/6



A complete amplifier for your Christmas entertainment. Fully tested and ready for use. A.C. mains.

- 3 valves 6B8, 6V6, 6X5.
- Sockets for pickup input, loudspeaker.
- Controls, volume and tone.

Price 79/6, plus 2/6 packing and post.

**LOUDSPEAKER UNITS**  
 ALL PM 2 to 3 OHMS UNLESS OTHERWISE STATED.

R. & A. 10in. UNIT ..... 25/6  
**TRUVOX 6in. WAFER UNIT** 20/-  
**PLESSEY 12in. LIGHTWEIGHT 35-**  
**R. & A. 8in. UNIT** ..... each 17/8  
**LECTRONA 6in. with output transformer** ..... 18/8  
 R. & A. 6in. mains energised  
 600 ohms ..... 17/6  
**PLESSEY 8in. mains energised**  
 600 ohms ..... 21/-

WHEN ORDERING PLEASE QUOTE "DEPT. W.W."



**5/6 VINCES CHAMBERS**  
**VICTORIA SQUARE**  
**LEEDS 1.**

**TERMS:** Cash with order or C.O.D. Postage and Packing charges extra, as follows: Orders value 10/- add 9d.; 20/- add 1/-; 40/- add 1/6; £5 add 2/- unless otherwise stated. Minimum C.O.D. fee and postage 2/3.

**MAIL ORDER ONLY**

# BATES SURPLUS STORE

**SANGAMO WESTON** 0-1 m/a. meter. Knife edge. Pointer 4in. cir. Panel mounting flush. 45/- each.  
**MAINS TRANSFORMERS.** Input volts. 100-110-200-210-230-240-250. 50 crs. Output volts. 300-0-300 at 100 mA. 0.5-4 v.-5 v.-6 v.-7 v. at 1 amp. 50 v. at 15 mA. 5 v. 3 amps. 6.3 v. at 5 amps. (Services ratings), 25/- plus 2/6 carr.  
**V.H.F. RECEIVERS.** 140-170 mcs. Valve line up 5Z4, EB34, EC52, CU63, 2-P61, 6-SP61, 3-VR92. J.50 rect. 17/6 each, carr. 5/-.  
**U.S.A. DYNAMOTOR.** Input volts 28 D.C. at 1.6 amps. Output volts 2,300 D.C. at 0.1 amps. Cont. rated (new) 9/6 each plus 1/- carr.

### SPECIAL VALVE OFFER

**VU39 (MU14)** 7/- each. **6AC7** 4/- each. **KT36** 6/- each. **6SN7** 8/- each. Set of 5 sP615 7/6.  
**P.O. RELAYS.** 3000 ser. 6000 ohm. 2 C.O. 7/- each. 600 ser. 1000 ohm. Single. com. very sen. type at 3/6 each. Londex Type 24 v. 2 B at 3/6 each.  
**BULGIN PANEL IND. LAMPS.** Wide vision type. Red, green, blue, or clear. domes, 2/6 each.  
**R.F.26 UNITS.** Brand new in cartons. Conversion 75 mc/s. to 115 mc/s. on request with order, 25/- each.  
**V.H.F. RECEIVERS.** 145-175 mc/s. New. Complete with valves, 1-5Z4, 1-EC52, 1-UR63, 1-EB34, 2-UR66, 6-SP61, 3-UR92, J.50 rec. etc., 17/6 each. Post 5/-.  
**V.H.F. RECEIVER TYPE 1392A** 100-150 Mc/s. 15 valves, 2 R.F. 3 I.F. Op., I.F. = 4.86 Mc/s. Bandwidth  $\pm 25$  Kc/s 9 + 6 D.B. Down. Voltages 250 v. at 80 ma., 6.3 v. at 4 a. A supersensitive receiver, £5/10/- each. C.P. England, Scotland and Wales only.  
**T.R.F. RECEIVERS' BATTERY.** Type R1545. 4 valves, type ARP12. "VP23" covering distress band. New, 27/6 each. Carr. 2/6.  
**MOTOR BLOWER.** Adm. type 24 v. New, 17/6 each.  
**BENDIX RECEIVER, TYPE RA10.** Brand new. 8 valves, all metal types, one each 6K8, 6R7, 6K6, 6C5, 6H6, 3 of 6SK7, complete with all valves only £3/10/- each, carr. 7/6.  
**U.S.A. CATHODE RAY TUBES.** Type 5FP7 at 17/6 each.  
**COLVERN W.W. POTS.** 5K and 50K, 2/6 each.  
**YAXLEY S.W.** 3 pole, 6 way, 3 bank, 3 for 4/6.


**49 IVY STREET - BIRKENHEAD**  
 (by main Tunnel Entrance)

## STAR METAL

RIVerside 6673/4  
 for  
**PRESSED METAL COMPONENTS**  
 — FINISHED TO SPECIFICATION —



• MANY STANDARD TOOLS AVAILABLE IN STOCK •  
**STAR METAL PLATE WORKS,**  
 74-76 CHURCH ROAD, BARNES, S.W.13



## BELCLERE


MINIATURE

### INPUT, OUTPUT AND INTERSTAGE TRANSFORMERS

We specialise in the manufacture of coupling transformers to customers' requirements. An illustrated brochure describing the range of transformers we manufacture will gladly be sent on request.  
 Illustrated above is a standard input transformer type "E" size lin. x 3/4 in. x 3/4 in. overall, available with varnish dip finish, encapsulated block form, or in mu-metal screening can.  
 Quick delivery—low prices—maximum efficiency

**JOHN BELL & CROYDEN, 117 HIGH STREET, OXFORD**  
 Telephone: 47072. Cables: Belclere, Oxford.

## EDDYSTONE COMMUNICATION RECEIVERS



Model 840A illustrated

Now available on attractive Hire Purchase Terms.

	Deposit		Monthly
840A	£55 0 0	£19 0 0	£3 6 0
750	£78 0 0	£23 0 0	£4 15 4
680X	£106 0 0	£36 0 0	£6 8 5

CARRIAGE PAID

Model 840A, is for A.C. or D.C. 110/250 v. making it especially suitable for universal use. 750 and 680X 110/240 v. A.C. The very large tuning dials are clearly marked with band spread logging. Silky gear driven flywheel loaded tuning mechanism. These sets are the choice of the discerning professional and amateur users. Descriptive literature gladly forwarded.

Latest EDDYSTONE Component Catalogue 1/-,  
**The Eddystone Specialists**

## SERVICES LTD.,

55 COUNTY ROAD, LIVERPOOL, 4  
 Telephone: AINTREE 1445 ESTAB. 1935  
 Branch Address: MARKET CROSS, ORMSKIRK

## AERIAL FITTINGS!!

ESPECIALLY DESIGNED FOR CONSTRUCTING  
**BAND I and BAND III TELEVISION AERIALS**  
 COVERING ALSO THE CONSTRUCTION OF  
**F.M. and other S.W. aeriels.**

All fittings are fully guaranteed, being die-cast from high quality aluminium alloys.

Send 9d. in stamps for our illustrated catalogue of fittings, chimney & wall lashings, alloy tubing etc.  
 to:—

## FRINGEVISION LTD.

MARLBOROUGH, WILTS. Phone 605

FOR RAPID ERASURE USE THE  
 HARVEY ELECTRONICS LIMITED

## BULK ERASER

FOR 1/2" MAGNETIC TAPE. IDEAL FOR QUICK CLEANING OF ALL 1/2" STANDARD TAPE, ENABLING EACH RECORDING TO COMMENCE WITH ABSOLUTELY CLEAN TAPE. SUITABLE FOR GRUNDIG STENORETTE SPOOLS

LIST PRICE **£7.10.0**



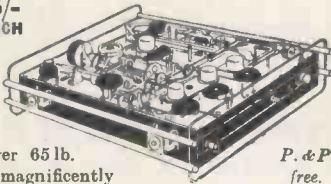
Send for pamphlet and full details from:—  
**HARVEY ELECTRONICS LTD.**  
 273, FARNBOROUGH ROAD, FARNBOROUGH, HANTS.  
 Tel.: Farnborough 1120  
 LONDON OFFICE:—  
 59, Union Street, S.E.1. Phone: HOP. 4567



# SSC Bargains FROM SHERMAN'S MONEY-BACK GUARANTEE

## BOMB SIGHT COMPUTOR

65/- EACH




Over 65 lb. of magnificently made gears, driving shafts, bearings, miniature motor, repeater motor, gyroscopes, etc. All in strong wooden case 24in. x 22in. x 11in. high, which is ideal as a tool box.

P. & P. free.

## CHARTBOARD

Ideal as a drawing board. 17in. sq. Complete with pantograph arm, protractor head and Perspex scale.

P. & P. free. Each 30/-



## IMPELLER PUMP

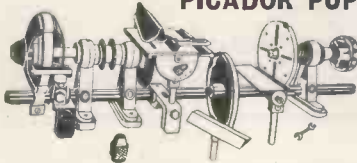
Approx. 30in. long by 2in. dia. 2 amp. at 24 v. D.C. will work on 12 v. at 4 amp. D.C. Adjustable Flange Fixing. Ideal for bilge pumps or for transferring fuel or water to header tanks. Pump is self-cooled by liquid passing through it. Brand new and boxed. Each 39/6

## PRECISION DRILL CHUCK

1/2in. capacity, self-centring, by H. D. Murray. Complete with 1/2in. parallel shank. At third of list price. 10/-

Postage and Packing 1/-.

## PICADOR PUP



The most versatile tool ever offered to the public. Wood-turning lathe, rise and fall and fully tilting circular saw, hooded grindstone with drill sharpening attachment, sanding and drilling attachments, all accessories as illustrated. Complete Send 2 1/2d. FOR LEAFLET. £6.15.0

P. & P. free.

3-INCH 4-JAW CHUCK, independent reversible jaws for "Picador Pup," £3. P. & P. free.

Visit our NEW SHOP! It's on the Corner of New Market Square, Hemel Hempstead New Town.

## APOLLO SPRAY GUN

Ideal for model maker and handyman. Will spray paints, insecticides, etc. Will work from foot pump, spare car tyre, compressor, etc. New and boxed. 15/-



## 1,500FT. BEAM FOCUSING TORCH


Highly polished nickel-plate finish, heavy duty, 14in. long, takes five standard U.2 batteries. 17/6

P. & P. free. Brand New. Batteries 2/6 extra.



## Model Maker's Mains Transformer

All purpose, low voltage, input 210/250 v. Output 3, 4, 5, 6, 8, 9, 10, 12, 15, 18, 20, 24, 30 v. Rating 2 amps. Brand new, fully guaranteed. P. & P. free. 24/-



## AIR POSITION INDICATOR


Containing a wealth of gears, drives and shafts, 3 infinitely variable gears, lamp-holders, repeater motors. Veeder counters. Has been used by many Universities as a basis of a calculating machine. £2.7.6

P. & P. free.

## High Pressure Reducing Valve

Complete with 0-3,000 lb. per sq. in. pressure gauge. Suitable for Compressors, Cylinders of Gas, etc. Brand new and boxed 12/6

P. & P. 1/-



## ROLLING RULE



All metal. 3 pairs of built-in rubber rollers. Ideal for draughtsmen, book-keepers, etc. P. & P. free. 2/9

## UNIQUE 10in. SLIDE RULE

Universal model, brand new, ex-R.A.F. P. & P. free. 7/9

## 15 cwt. Ex-R.A.F. ALL-STEEL TRAILER

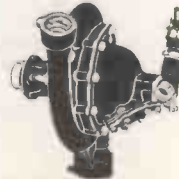
Platform 18in. high, 4ft. long, 3ft. wide. Tow bar 3ft. long. Tyre size 16 x 4in. Built-in jack at each corner. Limited quantity. £18



Carr. paid Eng. & Wales only.

## Ex-R.A.F. WATER PUMP

Heavy duty 1,000-1,500 G.P.H. 1 1/2in. bore outlet, splined drive. Requires 1/2 h.p. to operate. 59/6

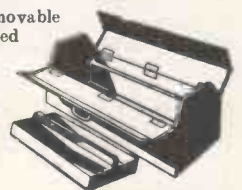


## New Improved All-Steel Tool Box

Complete with removable inner tray. Fitted with strong hasp, staple and carrying handles.

Size 3, 24in. x 8in. x 8in. 36/6

P. & P. free.



## ALL-PURPOSE STEEL SPINDLE



15in. long. Complete with 1/2in. capacity 3-jaw chuck, 4-speed pulley. Ideal for circular saw, grinder, polisher, drill, etc. 4-step. 37/6

P. & P. free.

## OXYGEN BOTTLE

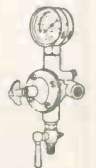


High pressure oxygen bottle approx. 14in. long x 7in. diameter. Tested to 3,000 lb. per sq. in. Price 25/-

P. & P. 2/-.

## REDUCING VALVE

Fully adjustable over the entire range of the fitted pressure gauge, 0 to 100 lb. per sq. inch. Made throughout of solid brass and fitted with on/off cock. Inlet and outlet screwed 1/2in. gas. Brand new. P. & P. 1/6. 35/-



## AMERICAN TOOL KIT



Containing 1/2in. x 7/8in., 1/2in. x 1in., 1/2in. x 1 1/2in. A.F. Spanners. 3 hexagonal wrenches. Slip joint pliers, Screwdriver, 1 ignition spanner. Complete in strong canvas bag. P. & P. 1/7. 9/11

Send 1/- for Bargain catalogue, refunded on first purchase. Phone orders accepted. Cash with order. C.O.D. 1/- ex. Thousands of bargains for personal shoppers! (Dept. W.W.21)



# Sherman's Supply Co.

479 HARROW ROAD · LONDON W. 10



HIGH STREET HARLESDEN, LONDON, N.W.10. ELGar 5857

479, HARROW ROAD, LONDON, W.10. LADbroke 1718

359, KILBURN HIGH RD., N.W.6 MAIda Vale 9442  
Adjoining Kilburn and Brondesbury Stations

- T/V TECHNOLOGY
- RADIO ENGINEERING
- ELECTRONICS
- RADIO SERVICING

There's a big future in T/V and Radio. Act now! Increase your knowledge. Back up experience with a sound theoretical background. I.C.S. offer courses of instruction in—

T/V TECHNOLOGY ● ADVANCED SHORT-WAVE RADIO ● RADIO ENGINEERING ● RADIO SERVICE ENGINEERING ● INDUSTRIAL ELECTRONICS ELECTRONIC ENGINEERING ● FREQUENCY MODULATION ● RADAR

I.C.S. will also coach you for the following examinations:— B.I.R.E.; P.M.G, Certificate for Wireless Operators; Radio Servicing Certificate (R.T.E.B.); C. & G. Telecommunications, etc., etc.

**DON'T DELAY—SEND COUPON TODAY** for free descriptive booklet, stating which subject or examination interests you. Fees include all books needed. Examination students coached until successful.

Reduced terms for H.M. Forces,  
Dept. 223D, I.C.S., 71 Kingsway, W.C.2.

**INTERNATIONAL CORRESPONDENCE SCHOOLS.**  
Dept. 223D, International Buildings, Kingsway, London, W.C.2.

Please send Booklet on subject .....

Name..... Age.....  
(Block letters, please)

Address.....



# INSULATING SLEEVINGS . . .

P.V.C. AND POLYTHENE SLEEVINGS INSULATED WIRES AND FLEXIBLES

An aircraft's performance . . . your car's reliability . . . tonight's Television and Radio's sound may depend upon efficient electrical insulation.

A.I.D. and A.R.B. Approved

**PLASTICABLE LIMITED**  
HAWLEY LANE, FARNBOROUGH, HANTS  
Phone: Farnborough, Hants 85

## RADIO MECHANICS

Ferranti Limited, have vacancies for Skilled Radio Mechanics, preferably with Radar experience, for a variety of work in production and research departments. Good opportunities exist especially for those who have, or are willing to study for the City & Guilds Certificates. Please write, giving details of career to date to the Personnel Officer, Ferranti Limited, Ferry Road, Edinburgh, 5, quoting Ref. RM/59.

## A. V. ROE & CO., LTD., offer

Applied Research and Development work in the following fields for young Graduates in Science or Engineering:

- Servomechanisms
- Applied Electronics
- Supersonic Aerodynamics
- Mechanical Engineering
- Hydraulic Engineering

Attractive salaries depending on experience and qualifications.

This is an opportunity to join new laboratories situated in rural surroundings.

Apply to:—  
The Chief Engineer, Weapons Research Division  
A. V. Roe & Co., Limited Woodford, Cheshire.

## A. V. ROE & CO., LTD.,

offer interesting vacancies for Technicians in the following fields:—

- Servomechanisms
- Applied Electronics
- Mechanical Engineering
- Hydraulic Engineering

Normal qualification H.N.C. or the equivalent, but young applicants without qualifications in the above fields will be considered. This is an opportunity to join a newly-formed Division whose laboratories are situated in a rural area.

Apply to:—  
The Chief Engineer,  
Weapons Research Division,  
A. V. Roe & Co., Limited,  
Woodford,  
Cheshire.

## A. V. ROE & CO., LTD.,

have vacancies for

**INSTRUMENT ENGINEERS** to design and develop small precision mechanisms and gyroscopic apparatus. Applicants should have H.N.C. and suitable design experience. This is an opportunity to join at an attractive salary a new Division situated in a rural area.

Apply to:

The Chief Engineer,  
Weapons Research Division,  
A. V. Roe and Co., Limited,  
Woodford,  
Cheshire.

## PHILIPS ELECTRICAL INDUSTRIES LTD.,

have a vacancy for a Senior Engineering Estimator in their Estimating Department. This position will carry a progressive salary according to experience and qualifications.

Applicants with experience in mass production of Radio and Television Receivers should apply in writing to the Personnel Officer, Philips Electrical Industries Limited, New Road, Mitcham Junction, Surrey, quoting reference B.1.

# "MUST HAVE" BARGAINS!

**BC.610 MODULATION TRANSFORMERS.** Brand new spares for this famous American Transmitter. In Maker's Original Cases. ONLY £5 each.

**CONSTANT VOLTAGE TRANSFORMERS.** Manufactured by SOLA of CHICAGO, U.S.A. Primary 90-125 v. or 190-250 v. Secondary 115 v. precisely at 2 KVA. Can be adjusted for 50 or 60 cycles operation. Primary and secondary are completely isolated, and for 230 v. output two can be used in series. Fully guaranteed. ONLY £21 each, or £40 per pair.

**RF UNITS TYPE 26.** For use with the R.1355 or any receiver with a 6.3 v. supply. This is the variable tuning unit which uses 2 valves EF54 and 1 of EC52. Covers 65-50 Mc/s (5-6 metres). Complete with valves, and BRAND NEW IN MAKER'S CARTONS. ONLY 29/6 each.

**"PYE" 45 MC/S I.F. STRIP.** Ready made for London Vision Channel, this 5-stage strip contains 6 valves EF50 and 1 EA50. Supplied with circuit and details of very slight mods. required. BRAND NEW, ONLY 59/6 or less valves 39/6.

**TRANSFORMERS.** Manufactured to our specification and fully guaranteed. Upright mounting, fully shrouded, normal primaries.  
 425 v.-0-425 v. 250 mA., 6.3 v. 4 a., 6.3 v. 4 a., 5 v. 3 a., 65/-,  
 350 v.-0-350 v. 160 mA., 6.3 v. 6 a., 6.3 v. 3 a., 5 v. 3 a., 47/6,  
 350 v.-0-350 v. 150 mA., 6.3 v. 5 a., 0-4-5 v. 3 a., 37/6,  
 250 v.-0-250 v. 100 mA., 6.3 v. 6 a., 5 v. 3 a., 37/6,  
 250 v.-0-250 v. 60 mA., 6.3 v. 3 a., 5 v. 2 a., 21/-.

**TRANSFORMERS, FILAMENT.** 6.3 v. 2 a., 7/6, 6.3 v. 3 a., 10/6.

**TRANSFORMERS, EHT.** Upright mounting.  
 EHT for VCR97 Tube 2,500 v. 5 mA. 2 v.-0-2 v. 1.1 a., 2 v.-0-2 v. 2 a., 42/6,  
 EHT 5,500 v. 5 mA., 2 v. 1 a., 79/6,  
 EHT 7,000 v. 5 mA., 2 v. 1 a., 89/6,  
 EHT 7,000 v. 5 mA., 4 v. 1 a., 89/6.

**TRANSFORMER EHT.** Unrepeatable "snip" 250 v. primary, secondary 2,000 v. R.M.S. (approx. 2,800 v. D.C.). Size 2½ x 2½ x 3½in. H + ½in. for tag panel. ONLY 15/-.

**TRANSFORMERS, EX-W.D. AND ADMIRALTY.** built to more than 15 per cent safety factor with normal A.C. mains primaries. Brand new and unused, 330-0-330 v. 100 mA. 4 v. 3 a., 22/6.

**L.T. HEAVY DUTY.** Has 3 separate windings of 5 v.-0-5 at 5 amps., and by using combinations will give various voltages at high current. ONLY 39/6.

**TRI196 TRANSMITTER SECTION,** complete with valves EL32, EF50, CV501, and all components. BRAND NEW. Price ONLY 12/6.

## COMMUNICATIONS RECEIVER R.1155

The famous ex-Bomber Command Receiver known the world over to be supreme in its class. Covers 5 wave ranges: 18.5-7.5 Mc/s., 7.5-3.0 Mc/s., 1,500-600 kc/s., 500-200 kc/s., 200-75 kc/s., and is easily and simply adapted for normal mains use. Full details being supplied. Aerial tested before despatch. BRAND NEW AND UNUSED IN MAKER'S TRANSIT CASES. ONLY £11/19/6.  
 BRAND NEW BUT SHOP SOILED, also tested working before despatch. £9/19/6.

**A.C. MAINS POWER PACK OUTPUT STAGE,** in black metal case, enabling the receiver to be operated immediately, by just plugging in, without any modification. Can be supplied as follows: WITH built-in 6½in. P.M. speaker, £5/5/-, LESS speaker, £4/10/-.  
 DEDUCT 10/- IF PURCHASING RECEIVER AND POWER PACK TOGETHER.

Send S.A.E. for illustrated leaflet, or 1/3 for 14-page booklet which gives technical information, circuits, etc., and is supplied free with each receiver.

## COMMUNICATIONS RECEIVER RA-1B

Just released by the Air Ministry, this is a superb 6 waveband American Receiver covering 150-315 kc/s., 315-690 kc/s., 690-1500 kc/s., 1.80-3.70 Mc/s., 3.70-7.50 Mc/s., 7.50-15.0 Mc/s. Takes in all important bands, including Trawlers. Illuminated vernier scale is most accurately calibrated, and slow motion tuning is completely free from backlash. Incorporates AVC, CW, and Sensitivity controls. Valves are 5 of 6K7G, 1 of 6L7G, 1 of 6R7G, and 1 of 6K6G (output). Case size 10in. x 7in. x 14in., finished in black crackle. Power requirements 6.3 v. and 250 v. All receivers aerial tested before despatch. ONLY £11/19/6.

## BAND III CRYSTAL CALIBRATORS

Manufactured by Marconi Instruments. Frequency range 170-240 Mc/s. Has directly calibrated dial and incorporates 5 Mc/s. crystal for accuracy of better than .001%. Internal power pack for normal A.C. mains operation. Completely self-contained in grey metal case size 15½in. x 10in. x 10in., and ready to operate, with spare set of valves, and instruction manual. In original maker's transit case. BRAND NEW. ONLY £5/19/6.

## METERS

F.S.D.	SIZE AND TYPE	PRICE
1 m.a. D.C.	3½in. Flush circular (scaled 600 v.)	52/6
10 m.a. D.C.	2½in. Flush circular (blank scale)	10/6
150 m.a. D.C.	2in. Flush square	7/6
500 m.a. thermo	2in. Proj. circular	5/-
1 amp. thermo	2½in. Proj. circular	6/6
3 amp. thermo	2in. Flush square	5/-
4 amp. D.C.	2½in. Flush circular	12/6
20 amp. D.C.	2in. Proj. circular	7/6
20 amp. A.C.	2½in. Flush circular	7/6
40 amp. D.C.	2in. Proj. circular	7/6
30-0-30 amp. D.C.	Car type moving iron	5/-
50-0-50 amp. D.C.	2in. Flush square	12/6
15 volts A.C.	2½in. Flush circular moving iron	8/6
20 volts A.C.	3½in. Flush circular moving iron	25/-
300 volts A.C.	2½in. Flush circular moving iron	25/-
300 volts D.C.	2in. Flush square	10/6

## 100 MICROAMPS METERS

2½in. circular flush mounting. Widely calibrated scale of 15 divisions marked "yards" which can be rewritten to suit requirements. These movements are almost unobtainable today and being BRAND NEW IN MAKER'S CARTONS are a snip at ONLY 42/6.

**RUNNING HOUR METERS.** For checking running time of equipment up to 9,999 hours. Operates from normal 50 cycles mains. BRAND NEW IN MAKER'S CARTONS. ONLY 39/6.

**"ALL DRY" RECEIVER MAINS UNIT.** If your battery portable uses midget 1.4 v. valves of the IS4-IT4-IR5-354 series, then this will save you pounds in batteries. Delivers LT and HT from normal mains. Manufactured by "AVO" for the Ministry of Supply. Fused on mains side, and ready to work. Size 8½in. x 5½in. x 3½in. BRAND NEW. ONLY 39/6.

**BENDIX TRANSMITTER TA-12-C.** A magnificent item of American equipment. Wave ranges are 300/600 kc/s., 3,000/4,800 kc/s., 4,800/7,680 kc/s., 7,680/12,000 kc/s., and 1 spot frequency on each can be selected. Valves employed are 3 of 807 and 4 of 12SK7. A superb buy at ONLY £4/19/6.

**RECEIVER 25/73.** Part of the TR1196, this 6-valve unit makes an ideal basis for a mains operated All-wave Superhet, full modification data being supplied. Complete with valves, 2 each EF36 and EF39, and 1 each EK32 and EBC33. BRAND NEW. ONLY 27/6.

**MODEL MAKERS MOTOR.** Reversible poles. Only 2in. long and 1½in. diameter, with ½in. long spindle. Will operate on 4, 6, 12 or 24 volts D.C. ONLY 10/6.

**100-0-100 VOLTS METERS** by Sangamo Weston. 2½in. circular, basic movement being 500-0-500 microamps. A really first-class centre zero meter for hundreds of uses. BRAND NEW. IN MAKER'S CARTONS. ONLY 27/6.

**POCKET VOLT METERS.** Not Ex-Govt. Read 0-15 v. and 0-300 v. A.C. or D.C. BRAND NEW AND UNUSED. ONLY 18/6.

**WALKIE TALKIE TYPE 18.** Covers 6.0-9.0 Mc/s. Complete with valves, microphone and headset, and transmitting and receiving units in metal case. In excellent condition. ONLY 79/6.

**AVOMINOR CARRYING CASES.** Size 5in. x 5in. x 2in. with long carrying strap. In high-quality leather with press stud fixing flap. Made for UNIVERSAL Avomitor. BRAND NEW. ONLY 7/6.

**CRYSTALS.** British Standard 2-pin 500 kc/s. 15/-. Miniature 200 kc/s. and 465 kc/s. 10/- each.

**SPEAKERS.** P.M. 6½in. less trans., 19/6; 8in., less trans., 16/6; 10in. with trans., 27/6.

**CHOKES.** 10H 60 mA., 4/-, 5H 200 mA., 7/6, 20H, 120 mA., 10/6.

**MU-METAL SCREEN FOR VCR97 TUBE,** etc., ONLY 8/6.

**CABLE.** CLEARANCE OFFER of 16/012 twin polythene. Weatherproof, and suitable for outdoor use, 39/6 per 100 yard coil. S.A.E. for sample, trade enquires invited.

*Cash with order please, and print name and address clearly*

PLEASE ADD POSTAGE OR CARRIAGE COSTS ON ALL ITEMS

# U.E.I. CORPORATION

Radio Corner, 138. Gray's Inn Road, London, W.C.1. Phone. TERMINUS 7937

(Open until 1 p.m. Saturdays. We are 2 mins. from High Holborn (Chancery Lane Station) and 5 mins by bus from King's Cross.)

# BRITISH BROADCASTING CORPORATION

has Vacancies for

## ENGINEERS

in the Operations and Maintenance Department

for

### TELEVISION and SOUND STUDIOS TRANSMITTERS - LINES - RECORDING OUTSIDE BROADCASTS

An interesting and progressive career is offered to men aged 20-30, who possess one of the following qualifications:—

<b>ENGINEERS</b>	Univ. Degree Elect. Engineering - B.Sc. Physics
Salary Scale	Graduate I.E.E. - Graduate Brit. I.R.E.
£620-£830	Diploma Elect. Engineering - H.N.C.
	Final Cert. Telecommunications Engineering
	Full Technological Cert. C. & G. London Inst.

Vacancies also exist for Technical Assistants (G.C.E. standard)

Salary Scale £465 - £700

*All posts are Pensionable on Establishment*

For application form write to:—  
Engineering Establishment Officer, Broadcasting House, London, W.1  
quoting reference 'EX. 57 W.W.'



VALVES & RADIO  
TELETUBES TELEVISION



Invite applications from Engineers with Degree/HNC for:  
DESIGN AND DEVELOPMENT—PRODUCTION  
PLANNING —TEST GEAR — MACHINE  
DEVELOPMENT — VALVE APPLICATIONS —  
STATISTICAL RESEARCH — CHEMICAL  
RESEARCH—TRAINING IN ADMINISTRATION

Typical posts are:

*Valve Engineering Laboratory:*  
Senior and Junior Engineers, B.Sc.Hons. (Physics and Maths.), required for group working on advanced Valve Development and Testing. Work includes Vibration Problems, Electronic Optics and Circuitry, Teletube Design.

*Radio/TV Engineering Laboratory:*  
Development Engineers, B.Sc. (Physics and Maths.), for work on Radio/TV Domestic and Monitoring Receivers, Service Equipment and Experimental Colour TV. Plenty of scope for original ideas.

*Draughtsmen* for Plastic Mould Tool and Elec. Mech. Design; Advanced Jigs and Fixtures for Valve Assembly; Electronic Test Equipment.

These modern factories are within easy reach of Charing Cross.

Post Graduate Training Scheme  
Sports Club — Pensions Scheme

Apply with brief details and quoting Ref. WW51 (or further information will gladly be sent on request) to:

W. J. YEOMANS, Personnel Manager,  
STANDARD TELEPHONES & CABLES, LTD.,  
KOLSTER-BRANDES, LTD., Footscray, Kent.

## SYLVANIA-THORN LABORATORIES LTD

require more Electronic Engineers for research and development in the fields of instrumentation and automatic control.

Experience of general circuit design is necessary, and a more specialised knowledge of one or more of the following techniques would be an advantage:—

1. Pulse Amplifiers and Generators.
2. Servo Systems.
3. Magnetic Amplifiers.
4. Transistor circuits.

Academic qualifications required range from Higher National Certificate to University Degree, but candidates should have a wide enough scientific knowledge to deal with unusual problems. Attractive salaries will be offered according to qualifications and experience, and special consideration will be given to engineers possessing a successful background.

These posts are backed by a first-class Pension and Life Assurance Scheme.

Apply in writing to:—

## SYLVANIA-THORN LABORATORIES LTD

(attention of Mr. B. C. Fleming-Williams),  
Gt. Cambridge Road, Enfield, Middlesex.

MAINS TRANSFORMERS

Primary, 200-250 v. P. & P. 2/-. 300-0-300, 100 mA. 6 v. 3 amp., 5 v. 2 amp., 22/6.

Semi-shrouded drop-through 380-0-380 v. 120 mA., 6.3 v. 4 amp., 5 v. 2.5 amp., 22/6.

Drop thro' 350-0-350 v. 70 mA. 6 v. 2.5 amp., 5 v. 2 amp., 14/6.

Chassis mounting or drop-thro'. Pri. 110-150 v. Sec. 350-0-350, 250 mA., 6.3 v. 7 amp., 6.3 v. 0.5 amp., 5 v. C.T., 0.6 amp. 4 v. 4 amp. P. & P. 3/6. 32/6.

Chassis mounted and fully shrouded, 80 mA., 6 v. 3 amp., 5 v. 2 amp., 14/6.

Drop thro' 270-0-270 60 mA., 6 v. 3 amp., 11/6.

250 v. 350 mA., 6.3 v. 4 a., twice 2 v. 2 a., 19/6.

Auto-trans. Output 200/250 H.T. 500 v. 250 mA., 6 v. 4 a., twice, 2 v. 2 a., 19/6.

Auto-trans. Input 200/250 H.T. 350 v. 350 mA. Separate L.T. 6.3 v. 7 a., 6.3 v. 1 1/2 amp., 5 v. 3 amp., 25/- P. & P. 3/-.

Mains Transformer, fully impregnated. Input 210, 220, 230, 240. Sec. 350-0-350 100 mA., with separate heater transformer. Pri. 210, 220, 230, 240. Sec. 6.3 v. 2 amp., 6.3 v. 3 amp., 4 v. 6 amp. and 5 v. 2 amp., 30/- P. & P. 5/-.

350-0-350 75 mA. 6.3 v. 3 a. tap 4 v. 6.3 v. 1 a., 13/6.

500-0-500 125 mA. 4 v. C.T. 4 a., 4 v. C.T. 4 a., 4 v. C.T. 2.5 a., 2 v. C.T. 4 a., 4 v. C.T. 5 a., 4 v. C.T. 4 a., 39/6.

6 1/2 in. M.E. Speaker. 1,000 ohm field, 15/-.

B. & T.V. energised 6 1/2 in. speaker with O.P. trans. field coil. 175 ohms 9/6. P. & P. 2/6.

R. & A. 6 1/2 in. M.E. speaker, with O.P. trans. field 440 ohms, 10/6. P. & P. 2/6.

Volume Controls. Long spindles less switch. 50K, 500K, 1 meg., 2/6 each. P. & P. 3d. each.

Volume Controls. Long spindle and switch, 1/2, 1 and 2 meg., 4/- each. 10K and 50K, 3/6 each. 1/2 and 1 meg., long spindle double pole switch, miniature, 5/- P. & P. 3d. each.

Trimmers, 5-40 pf., 5d. 10-110, 10-250, 10-450 pf., 10d.

Twin-Gang .0005 Tuning Condenser, 5/- With trimmers, 7/6.

Twin-Gang .0005, with feet, size 3 1/2 x 3 1/2 in., 6/6.

3-gang .0005, with feet, size 4 1/2 x 3 1/2 in., 7/6.

T.V. Coils, moulded former, iron-cored wound for re-winding purposes only. All-can 11 x 1 1/2 in., 1/- each. 2 iron-core All-can 2 1/2 x 1 1/2 in., 1/6 each. The above coil formers are suitable for the "Wireless World" F.M. tuner.

Used Metal Rectifier, 250 v. 150 mA., 6/6. Metal Rectifier, 230 v. 45 mA., 8/- Metal Rectifier, RM2 125 v. 100 mA., 3/6.

OUTPUT TRANSFORMERS. Standard type 5,000 ohms imp., 4/6; 42-1 with extra lead-back windings, 4/6; Miniature 42-1, 3/3. Multi-ratio 3,500, 7,000 and 14,000, 5/6. 10-watt push-pull, 6V6 matching, 7/- 90-1 3 ohm speech coil, 6/6.

SPECIAL OFFER. VERY LIMITED QUANTITY


7-VALVE PUSH-PULL RADIOGRAM CHASSIS A.C. MAINS 200/250V.

3 wave band, coverage short wave 16-50m, medium wave 187-550m, long wave 900-2,000m, 4 controls, volume control on-off, tone control, tuning and wave change with gram position. Valve line up X79, W277, two DH77's, two EL41's and EZ30. Output 7 watts. Size of chassis 16in. x 7in. x 2 1/2 in. Size of scale 12in. x 4in. Overall height including back plate 7 1/2 in. BRAND NEW. Fully guaranteed. P. & P. 7/6. 29/19/6.

T.V. CONVERTER

For the new commercial stations, complete with 2 valves. Frequency can be set to any channel within the 186-196 Mc/s band. I.F. will work into any existing T.V. receiver between 42-68 Mc/s. Input arranged for 80 ohm feeder, EF89 as RF amplifier, ECC81 as local oscillator and mixer. The gain of the first stage, R.F. amplifier 10DB. Required power supply of 200 D.C. at 25 mA., 6.3 v. A.C. at 0.6 amp. Input filter ensuring freedom from unwanted signals. Simple adjustments only, no instruments required for trimming. Will work into T.R.F. or superhet, Band Switch, and wire wound gain control. Fully screened in black crackle finished case, size 5 1/2 in. long, 3 1/2 in. wide, max. overall height 4 1/2 in. 22/19/6. P. & P. 2/6. As above, complete with built-in power supply A.C. mains 200/250 v. 24/2/6. Post & Packing 2/6. R.F. E.H.T. OSCILLATOR COIL. 6-9 KV with EY51 rectifier winding, and circuit diagram, 15/- As above but complete with 6V6, EY51 and associated resistors and condensers. Circuit diagram, 37/6. The above unit completely built and tested in metal box, size 5 x 5 x 4 1/2 in. 42/6. P. & P. 3/-.

PLASTIC CABINET, as illustrated, 11 1/2 in. x 6 1/2 in. x 5 1/2 in. In Walnut and Cream, also in polished Walnut complete with T.R.F. chassis, 2 waveband scale, station names, new wave-band, back-plate, drum, pointer, spring, drive spindle, 3 knobs and back, 22/6. P. & P. 3/6. AS ABOVE, with superhet chassis, 23/6. P. & P. 3/6. Either of the above items complete with 5in. F.M. speaker and O.P. transformer, 17/6 extra. Used metal rectifier, 230 v. 50 mA., 3/6; gang with trimmers, 6/6; M. and L.T.R.F. coils, 5/-; 3 obsolete ex-Govt. valves, 3 v/h and circuit, 4/6; heater, trans., 6/- volume control with switch, 3/6; wave-change switch, 2/-; 32 x 32 mfd., 4/-; bias condenser, 1/-; resistor kit, 2/-; condenser kit, 4/-.



Used A.C. mains 200/250 volts, 4 valve plus metal rectifier, medium wave superhet in polished walnut cabinet, size 14 x 9 1/2 x 7 1/2 in., complete with valves 6K8, 6K7, 6Q7, and 6R6. 6 1/2 P.M. speaker. Fully guaranteed. P. & P. 7/6. 23/15/-.

F.M. SPEAKERS. 6 1/2 in. closed field, 18/6. 5in. closed field, 20/6. 10in. closed field, 25/- 3 1/2 in., 16/6. P. & P. 3/6. Either of the above items complete with 5in. F.M. speaker and O.P. trans. P. & P. 3/-.

EXTENSION SPEAKER in polished walnut, complete with 8in. F.M. P. & P. 3/-.

B.S.E. MONARCH three speed automatic changer, current model. Brand new. Will take 7in., 10in. or 12in. records mixed. Turnover electric head. A.C. Mains 200/250. Pre-Budget Price while stocks last. 27/15/- P. & P. 3/-.

1,200ft. High Impedance Recording Tape on aluminium spool. 12/6 post paid. CUB one-sixth hp. A.C. 220/230 v. by Brook Motors. Reversible for continuous running. 22/19/6. Post and pkg. 7/6.

Radiogram Chassis, 3 valve A.C./D.C. 3 wave-band superhet 194/255 v. 19-49, 200-350 and 1,000-2,000 metres. I.F. 470 Kc. size of chassis 13 x 6 1/2 x 2 1/2 in., size of scale 7 1/2 x 3 1/2 in. Valve line-up 10C1, 10F9, 10D11, U304 and 10P14. Twin mains filter input, 2 dial lights and 8in. P.M. 22/17/6. P. & P. 5/-.

SPECIAL OFFER. 8in. P.M. speakers, removed from chassis, fully guaranteed. All by famous manufacturers. P. & P. 1/8. 12/6.

CONSTRUCTOR'S PARCEL, medium long wave A.C. mains 230/250 2-valve plus metal rectifier, comprising chassis 10 1/2 x 4 1/2 x 1 1/2 in. 2 wave-band scale, tuning condenser, wave change switch, volume control, heater trans., metal rectifier, 2 valves and v/holders, smoothing and bias condensers, resistors and small condensers, and medium and long wave coil, Hitz wound, 22/6. P. & P. 2/6 extra. Circuit and point-to-point, 1/3.

CONSTRUCTOR'S PARCEL, comprising chassis 12 1/2 x 3 x 2 1/2 in., cad. plated, 18 gauge, v/h., I.F. and trans. cut-outs, back-plate, 2 supporting brackets, 3 wave-band scale, new wavelength-tuning names. Size of scale 11 1/2 x 4 1/2 in., drive sp. drum, 2 pulleys, pointer, 2 bulb holders. 5 pax. I.O. v/h., 4 knobs and pair of 465 I.F.s. twin gang, 16 x 16 mfd. 350 wkg., mains trans. 250-0-250 60 mA. 6.3 v., 2 amp., 5 v., 2 amp. and 6 1/2 in. M.E. speaker with O.P. trans. 39/6. P. & P. 3/6.



40-WATT FLUORESCENT KIT, A.C. mains 230/240. Comprising choke, power-factor condenser, 2 tube holders, starter and starter holder. P. & P. 3/- 17/6

20-WATT A.C. or D.C. 200/250 v. FLUORESCENT KIT comprising trough in white stove enamel finish, two tube holders, starter and holder and barretter. Post and packing 1/6. 12/6.

CR100 coil packs in first-class condition less oscillator section, complete with 4-gang tuning condenser, 19/6. P. & P. 3/6.

CR100 465 Kc. I.F.s. types 3, 4 and 5 and F.B.O., new condition, 7/6 each. 465 Kc. Xtal for CR 100, 12/6.

4-gang tuning condenser for CR100, 9/6.

POLISHING ATTACHMENT for electric drills. Quarter inch spindle, chromium plated 5in brush, 3 polishing cloths and one sheepskin mop mounted on a 2in. rubber cap. Post and pkg. 1/6. 12/6. Spare sheepskin mops, 2/6 each.

POTATO AND VEGETABLE PEELER. By famous manufacturer. To suit models A200 and A700. Capacity 4 1/2 lb. complete with water pump. All aluminium construction, white stove-enamelled finish. Originally intended for adaptation on an electric food-mixer, can be easily converted for hand operation. 39/6. P. & P. 3/-.

STANDARD WAVE-CHANGE SWITCHES. 4-pole 3-way, 1/9; 5-pole, 3-way, 1/9; 3-pole 3-way, 1/9; 9-pole 3-way, 3/6; Miniature type, long spindle, 3-pole 4-way 4-pole 3-way and 4-pole 2-way, 2/6 each. 2-pole 11-way, twin-water, 5/-; 1-pole 12-way single water, 5/- P. & P. 3d.

Ion Traps for Mullard or English Electric tubes, 5/-, post paid. Standard 465 Kc. iron-cored I.F. v. 4 x 1 1/2 x 1 1/2 in., per pr., 7/6. Wearite standard, iron-cored, 465 Kc. I.F. v. 2 1/2 x 1 1/2 x 1 1/2 in., per pr., 9/6. Iron-Cored 465 Kc. Whistle Filter, 2/6. 465 Kc. MIDGET I.F.s. Q-120 size 1 1/2 in. long, 1 1/2 in. wide, 1 1/2 in. deep by very famous manufacturer. Pre-aligned adjustable iron-dust cores, per pair, 12/6.

XMAS DECORATIONS. Fairy lighting kit, comprising twelve Ever-Ready bulbs (mixed, colours), twelve bulb holders, three yards cable. Will work off two cycle batteries perfectly safe, for 6-volt operation, 8/6 post paid.

R. AND T.V. COMPONENTS (ACTON) LTD. 23 HIGH STREET, ACTON, LONDON, W.3 GOODS NOT DESPATCHED WHERE CUSTOMS DECLARATION IS APPLICABLE Terms of Business: Cash with order. Despatch of goods within 3 days from receipt of order. Where post and packing charge is not stated please add 1/6 up to 10/-, 2/- up to 11, and 2/6 up to 12. All enquiries S.A.E., lists 5d. each.

Mains Droppers, 0.3 amps., 460 ohms tapped 280 and 410, 1/6; 0.2 amp., 717 ohms, tapped at 100 ohms., 770ohs, 1/6; 0.3 amps. 950 ohms, tapped 700 and 825, 2/6; 0.2 amp., 1,000 ohms., vitreous, tapped, 2/6; vitreous, 0.3 amp. 700 tapped 690, 640, 600, 3/6. P. & P. on each 3d.

T.V. Width Controls, 3/6. PERSONAL SHOPPERS ONLY. 9in. Ebuizer, 17/6; 12in., 27/6.

Germanium Crystal Diode, 1/6, post paid. Used 9in. Tube with ion burn, 17/6. Post paid.

Line O.P. Transformer in aluminium can mounted in rubber, 12/6.

Speaker Matching Unit, on aluminium chassis, 3-15 ohms reversible, 12/6.

Line and E.H.T. Transformer, 14 Kv. using ferrocart core, complete with line and width control, and corona shields U37 rectifier winding, 35/-.

Line and E.H.T. Transformer, 9 Kv., using ferrocart core, complete with built-in line and width control. Mounted on small all-chassis. Overall size 4 1/2 x 1 1/2 in. EV51 rec. winding, 27/6.

Scan coils, low line low impedance frame, complete with frame transformer to match above, 27/6. P. & P. 2/-.

Line and E.H.T. Transformer, 9 Kv. ferrocart core, EY51, heater winding, complete with scan coils and frame output transformer, and line and width control, 35/- P. & P. 3/-.

As above, but complete with line and frame blocking transformers, 5 Henry 25 mA. choke, 100 mfd. and 150 mfd. 250 wkg. 380 mA. A.C. ripple. 22/9/6. P. & P. 3/-.

Vitreous Holders, moulded octal Mazda and local, 7d. each. Paxolin, octal Mazda and local, 4d. each. Moulded B7G, B8A and B9A, 7d. each. B7G moulded and B9A with screening can, 11/6 each.

32 mfd., 350 wkg. 2/- 16 x 24, 350 wkg. 1/3 4 mtd., 200 wkg. 4/4 16 x 8 mtd., 500 wkg. 4/6 16 x 16 mtd., 500 wkg. 5/9 16 x 16 mtd., 450 wkg. 3/9 32 x 32 mtd., 350 wkg. 2/- 25 mtd., 25 wkg. 11d. 250 mtd., 12 v. wkg. 3/16 16 mtd., 500 wkg., wire ends 1/3 8 mtd., 500 v. wkg., wire ends 2/8 8 mtd., 350 v. wkg., wire ends 1/8 50 mtd., 25 v. wkg., wire ends 1/9 100 mtd., 350 wkg. 4/11 100 mtd., 450 v. wkg., 280 mA., A.C. ripple 3/11

150 mtd., 350 v. wkg., 230 mA., A.C. ripple 4/6 200 mtd., 275 wkg. 7/6 16 x 16 mtd., 350 wkg. 3/3 50 mtd., 180 wkg. 1/9 65 mtd., 220 wkg. 1/6 8 mtd., 150 wkg. 1/6 60 x 100 mtd., 280 wkg. 7/6 50 mtd., 12 wkg. 11d. 50 mtd., 50 wkg. 1/9

Miniature wire ends moulded, 100 pf., 500 pf., and .001, each 7d. Combined 12in. music and scratchtone in lightly tinted Perspex. New aspect edged in brown. Fits on front of cabinet, 12/6. As above for 15in. tube, 17/6.

Frame Oscillator Blocking Trans., 4/6. Line O.P. Blocking Trans., 4/6.

CHOKES. 2-20 Hen. 150 mA., 15/- P. & P. 3/- 6 Hen. 275 mA., 15/- P. & P. 3/- 100 Hen. 40 mA., 15/- P. & P. 3/- 2 Henry 150 mA., 3/6; 250 mA., 10 Henry, 10/6; 5 Henry 250 mA., 60 ohms, 5/6.

Wide Angle P.M. Focus Units. Vernier adj. state tube, 15/- P.M. Focus Unit for Mullard tubes with vernier adjustment. P. & P. 2/- 15/-.


Enlarged Focus Coil, low resistance mounting bracket, 17/6.

SIGNAL GENERATOR



Coverage 120 Kc/s-84 Mc/s. A.C. Mains 200/250v. £4-19-6 or 34/- deposit, 3 pyts. of 25/- P. & P. 4/- Extra

PATTERN GENERATOR



Coverage 40 Mc/s-70 Mc/s. A.C. Mains 200/250v. £3-19-6 or 29/- deposit, 3 pyts. of £1. P. & P. 4/- Extra

**THE BRITISH THOMSON-HOUSTON  
COMPANY LIMITED**

**SEMI-CONDUCTOR ENGINEERING  
DEVELOPMENT & PRODUCTION**

Vacancies exist on this work for the following:—

- (1) *Engineers* having qualification in Engineering or Physics for development projects—transistors and rectifiers.
- (2) *Junior Engineers* as assistants on development projects. H.N.C. or similar qualification with interest in radio.
- (3) *Mechanical Engineers* with H.N.C. or similar qualification for work on design and development of jigs and automatic machines for manufacture of devices.
- (4) *Men* with an interest in electrical testing of special devices on small scale\* production line. Interesting work on new projects as developed.
- (5) *Line Supervisors* for production with experience of handling female labour.
- (6) *Mechanics and Engineering Assistants* with good knowledge of fitting and light machines. Work will be on making and setting up jigs and fixtures for new processes and devices being developed in the engineering section.

The above vacancies exist at the Lutterworth works and applications stating age and qualifications should be made to the Head of the Valve Engineering Department, British Thomson-Houston Co. Ltd., Ladywood Works, Lutterworth, Nr. Rugby.

**THE GUIDED WEAPONS DIVISION**

of

**THE ENGLISH ELECTRIC**

**COMPANY, LIMITED**

LUTON

require one or two

**SENIOR ENGINEERS**

with inventive ability and a flair for original thinking.

They will be required to study Missile Systems, with a view to being able ultimately to propose new systems.

A broad Engineering experience with particular emphasis on Feed Back Systems, both Mechanical and Electrical, is desirable.

The appointments are permanent and offer full scope for initiative in an expanding organisation.

A salary commensurate with the qualifications required will be paid. Staff Pension Scheme. Applications to Dept. C.P.S., 336/7 Strand, W.C.2., quoting Ref. 254Z.

**VACANCIES FOR T.V.  
AND RADIO ENGINEERS**

Engineers preferably of degree standard and fully qualified by experience to do development work to prototype stage, and therefore can command a salary of £1,000 to £1,200 a year, are invited to apply for position with progressive and well established Radio and Television Manufacturers.

- ★ EXCELLENT WORKING CONDITIONS
- ★ PENSION SCHEME
- ★ MODERN AND FULLY EQUIPPED LABORATORY
- ★ FACTORY SITUATED EAST LONDON
- ★ HOUSING ASSISTANCE

*Our staff know of this advertisement.*

*All enquiries will be treated with utmost confidence.*

Write Box No. 6970

**DESIGN/ENGINEER—  
DESIGN DRAUGHTSMAN**

ARE your weapons of education and practical experience, forged with hard work and scholarship, rusty from disuse?

Although, with Dickens, we believe that "genius is an infinite capacity for taking pains," we do not aspire to an embryo Baird, although he would be very welcome. We are prosaic enough to think that somewhere, there are young men anxious to apply their talents in the light engineering or radio field, so that they are not buried but used for the common good.

Men, over 30, are invited to write to:—

**THE CHIEF ENGINEER  
P Y E LIMITED  
Radio Works, Cambridge**

## PILOTLESS AIRCRAFT

The Research Department of Short Brothers & Harland Limited, is engaged in the development of an interesting system of Automatic Control for Aircraft. For men with a flair for small electrical devices, gyros, accelerometers and instruments, there are vacancies in the Electro-mechanical Section for Senior Engineers, Engineers and Technical Assistants.

### QUALIFICATIONS:—

**SENIOR ENGINEERS:—**A good degree, at least five years' engineering development experience and ability to control fully a project involving a team of development engineers.

**ENGINEERS:—**A degree or equivalent and several years' engineering experience and capacity to develop equipment from the original idea to the prototype stage with minimum supervision.

**TECHNICAL ASSISTANTS:—**H.N.C. or equivalent with practical experience in their particular fields. Experience desirable, of one or more of the following: Servo-mechanisms, auto-pilots or auto-stabilisers, analogue computing devices, etc.

These are permanent positions in an expanding organisation with new well-equipped laboratories. Good salaries and prospects for men with initiative, pension scheme, assistance with removal expenses from Great Britain and with housing.

Apply with details of age, qualifications, experience and salary required to—

**Staff Appointments Officer, P.O. Box 241,  
Belfast, quoting S.A.93.**

## **THE EDISON SWAN ELECTRIC Co. Ltd.,**

**Cosmos Works, Brimsdown, Enfield,  
Middlesex**

has vacancies in its Research and Development Departments for:—

1. Development Engineers for work on design and development of thermionic valves.
2. Technical Assistants for work in connection with design and development of thermionic valves.
3. Mechanical Engineers interested in the problems of mass production associated with thermionic valves.

These vacancies are the result of a rapid expansion in the Company's activities. The positions are progressive and carry the advantages of a Pension Scheme.

Applicants for vacancies (1) should have an Engineering or Physics degree, but applications from candidates with H.N.C. or equivalent will be considered.

Applicants for vacancies (2) and (3) should have Ordinary N.C. or H.N.C. or Inter B.Sc., or equivalent.

The starting salary will be in accordance with the qualifications, experience and age of the applicants.

Applications should be in writing and will be treated with the strictest confidence. Apply to the Personnel Superintendent.

## MULLARD RESEARCH LABORATORIES

require

### **PHYSICISTS AND ENGINEERS**

of Honours Degree standard or above, and Technical Assistants of National Certificate standard or above, for research and development work on semi-conductor applications, including transistors, diodes and photocells.

The applications cover a wide range of interests in the field of linear amplification and in the non-linear switching field. The type of work varies from fundamental research associated with new devices to development work associated with production devices.

The application group is being continuously expanded and there are good opportunities for advancement to more senior positions. Initially, the work will be centred at the Research Laboratories at Salfords.

Applicants need have no experience of semi-conductors, although such experience will be an advantage.

Salaries are based on qualifications, experience and age, and are in keeping with present-day levels. General prospects within the organisation are excellent.

Applications to Mr. G. A. Taylor, Personnel Officer, Mullard Research Laboratories, Cross Oak Lane, Salfords, near Redhill, Surrey, quoting reference ERL(W).

## **SMITHS AIRCRAFT INSTRUMENTS LIMITED,**

**BISHOP'S CLEEVE, Nr. CHELTENHAM, GLOS.,**

have vacancies in their Guided Weapons Research Laboratories for Engineers for work on the Design and Development and short-order Production Engineering of:

- (i) Electronic Control and Navigation Systems.
- (ii) Precision electromechanical components including gyroscopes, pick-offs, accelerometers and small motors.
- (iii) Hydraulic servomechanisms including the detailed design and development of hydraulic components.
- (iv) Associated Test Equipment.

Qualifications required are either degree in Electrical or Mechanical Engineering or Physics, OR H.N.C. in Electrical or Mechanical Engineering OR equivalent qualification. For the more senior vacancies, considerable experience in one or other of these fields is necessary, whilst for other vacancies some such experience is desirable. Salaries will be on a generous scale appropriate to qualifications and experience.

These are progressive positions in a new and expanding organisation situated in a rural area and working conditions in these modern laboratories are ideal. A voluntary contributory Pension Scheme is in operation and canteen, transport and recreational facilities are available.

Write, in first instance, for application form to:

**Personnel Manager,**

**Smiths Aircraft Instruments Ltd.,**

**Bishop's Cleeve, Nr. Cheltenham, Glos.**

**Quoting Ref. GW/10.**

THE  
**BRITISH NATIONAL  
RADIO SCHOOL**

ESTD. 1940

NOW IN OUR FIFTEENTH YEAR  
AND STILL

**NO B.N.R.S. STUDENT  
HAS EVER FAILED**

to pass his examination(s) after completing  
our appropriate study course.

**Our Secret ?**

*Sincerity, Long Experience, Family  
Ownership, Pride of Service and a  
genuine attempt to mould the "Course"  
to the student.*

A.M.Brit.I.R.E. and CITY and GUILDS Radio and  
Telecommunications Exams., etc. etc.

PRINCIPAL,  
BRITISH NATIONAL RADIO SCHOOL  
2, CANYNGE ROAD, CLIFTON, BRISTOL, 8  
Tel. BRISTOL 34755

**Z. & I. AERO SERVICES LTD.**

A selection from our stock of Test Equipment:

16-150 mc/s—Marconi TF-390G Signal Generator, with individual calibration charts.

150-230 mc/s and 8-15 mc/s—L-222 Signal Generator, with Crystal Check Points.

7.5-330 mc/s—GR-804 Signal Generator, directly calibrated.

375-725 mc/s—TS-127 (Lavoie mod. 105-SM) Heterodyne Frequency Meter.

358-690 mc/s—TS-56 Slotted Line Equipment.

500-1000 mc/s—BW-232 G.E.C. Signal Generator.

CRD-150 Marconi Communication Receiver, A.M. Model 1547, range 2-60 mc/s.

Type 100-A "Q" Meter, manufactured by Boonton Radio Corporation of America.

**SPECIAL OFFER**

Low Frequency Oscillator (S.T.C.), battery operated; range 25 to 120 cycles per second; output up to 40 volts on open circuit and 20 volts into a matched load. Output Impedance 1000, 2000 and 4000 ohms. The instrument is individually calibrated and eminently suitable for providing an accurate time base, supplying small synchronous motors and many other applications. Price, brand new and guaranteed..... £30 0 0

Also a comprehensive range of Signal Generators, Frequency Meters, Power Meters, Universal Testers, etc.

Please write for details of the above and other equipment to:

**Z. & I. AERO SERVICES LTD.**

19, Buckingham Street, London, W.C.2

Tel.: TRA 2371/2

**FLIGHT SIMULATION**

A SENIOR DEVELOPMENT ENGINEER  
is required by  
THE RESEARCH DEPARTMENT  
of  
SHORT BROTHERS & HARLAND LIMITED

to head a team engaged on the development of the computing and servo systems for an advanced type of aircraft flight simulator.

Applicants should possess a University Degree in Electrical Engineering or Physics, preferably with honours, and have had considerable experience of analogue computing techniques, either electronic or electro-mechanical, or of simulation.

This post, which is permanent and pensionable, offers an excellent opportunity for a man with initiative and ability to join a rapidly expanding and well equipped organisation. The interview can be arranged in London or Belfast, and assistance with housing and removal is available.

Write, stating age, qualifications and salary required, to: Staff Appointments Officer, P.O. Box 241, Belfast, quoting S.A.98.

**COMMUNICATION  
ENGINEERS & DRAUGHTSMEN**

**Transmission Division**

The Transmission Division has senior and junior vacancies:—

**LABORATORY ENGINEERS** with experience in the design of multi-channel carrier line equipment and with ability to steer their designs through manufacturing stages

**DRAUGHTSMEN** with experience in the telephone or other light engineering industries.

**INSPECTORS** with good technical knowledge and experience of line transmission equipment.

**COMMISSIONING AND INSTALLING ENGINEERS** whose work will entail overseas tours of duty of varying lengths.

**TECHNICAL WRITERS** for the preparation of customers' handbooks.

The Division covers all aspects of the supply of multi-channel line transmission equipment from inception and design to manufacture, installation, and entry into operational service with the customer. Specialist experience in any branch of line transmission engineering is desirable for some of the posts.

The Company is located on Merseyside and the positions are on the permanent staff with generous Pension Fund (contributory), and full range of welfare activities including medical and dental facilities.

Assistance will be given with housing, and with removal expenses.

PLEASE WRITE TO:

THE MANAGER, A.T. & E. CO. LTD.,  
STROWGER WORKS, LIVERPOOL, 7  
marking the envelope "Confidential" and giving full details of age, experience, qualifications, etc.



# Wireless World Classified Advertisements

Rate 7/- for 2 lines or less and 3/6 for every additional line or part thereof, average lines 6 words. Box Numbers 2 words plus 1/- (Address replies: Box 0000 c/o "Wireless World" Dorset House, Stamford St., London, S.E.1.) Trade discount details available on application. Press Day: January 1956 issue, Monday, December 5th. No responsibility accepted for errors.

## WARNING

Readers are warned that Government surplus components and valves which may be offered for sale through our displayed or classified columns carry no manufacturers' guarantee. Many of these items will have been designed for special purposes making them unsuitable for civilian use, or may have deteriorated as a result of the conditions under which they have been stored. We cannot undertake to deal with any complaints regarding any such items purchased.

**NEW RECEIVERS AND AMPLIFIERS**  
F.M. receiver kits and sets from £5.—BEL, Marlborough Yard, N.19. Arc. 5078.

**C.J.R. ELECTRICAL & ELECTRONIC DEVELOPMENT, Ltd.**, Bickford Rd., Witton, Birmingham, 6. Tel. East 0822.

**SPECIALIZE** in the manufacture of High Fidelity Sound Reproducing equipment, including:—

**WILLIAMSON Amplifiers, Tone Control Stages** with variable Steep Cut Filters, Cross-over Units, High Fidelity Portable Tape Recording equipments, ideally suitable for replaying the new EMI re-recorded tapes, Professional Recording Amplifiers, Microphone Mixing Units, etc. Send for details and leaflets. [0105]

**SHIRLEY LABORATORIES, Ltd.**, 125, Tarring Road, Worthing, Sussex, the precision high fidelity specialists; amplifier type SB/1-15E, 15 watts output, response 15 to 60,000 c/s, bass lift 18 db, cut 18db, treble lift 14 db, cut 20 db, B.V.A. valves, complete, 20gns; with 3 position switched input filter, 22gns; also the Jupiter reproducers at 36gns. the WB/U 6-watt amplifier, 12gns; the superb Mullard 20-watt EL34 amplifier, tape amplifiers to suit most decks; specialized amplifiers to order for the musical and scientific industries. Tel. Worthing 513, 3571. [0095]

**TV RECEIVERS—SURPLUS AND SECOND-HAND**  
**PHILIPS** projection television chassis, with Mullard optical unit, working, £18; Decca projection chassis, less valves, £12/10.—Fremantle 9631. [5350]

**RECEIVERS AND AMPLIFIERS—SURPLUS AND SECOND-HAND**  
**EDDYSTONE** type 556 receiver, 6-volt battery, £30.—52, Hyde Rd., Paignton, Devon. [5385]

**EDDYSTONE** 504 for sale, perfect condition. E. Gaulfield, 160a, Manchester Rd., Winslow, Cheshire. [5373]

**AR8D**, new condition, realigned, perfect performance; £55.—54, Victoria Ave., Redfield, Bristol. [5406]

**SOUND** receivers R1355 supplied, R.A.F., unused, 27/6, carr. 10/—Eng. and Wales.—Smith, Highworth Rd., Faringdon, Berks. [5333]

**HRO** Rx's and coils in stock, also AR8d, BC348R, CR100, etc.—Requirements please to R. T. & I. Service, 254 Grove Green Rd., London, E.11. Ley. 4986. [0053]

**H.F.** and diode (med. and long), tuner feeding Partridge 12w quality amp. Voigt Corner Speaker, walnut; offer's invited, together or separate.—Sound-Film Services, 27, Charles St., Cardiff. Tel. 25715. [5368]

**FOR** sale, all perfect condition, Goodsell Williamson G.W.18 amplifier, P.F.A. pre-amp. and tuner unit, £45; Connoisseur 3-speed gram. motor with t.w. pick-up and 2 heads, £25; Wharfedale 3-speaker, continuous system, complete, £35; will sell as complete outfit, £100.—115, London Rd., Chelmsford, Essex. [5296]

**FOR** sale.—Complete connoisseur amplifier equipment, comprising 4-channel mic., radio and gram mixer, 2-power amplifiers (type 025) and mains unit (suitable for disc recording or P.A.), £60; Pan 25 watt P.A. amplifier, £15; 1155A set and mains unit, £5; Emcorica, £40; o.n.o. of above items. [5318] Box 6955.

**WIRELESS WORLD** 7 valve quality F.M. tuner with cathode follower and magic eye in attractive cream Perspex cabinet, complete with power supply, unused, ideal for use with all high fidelity amplifiers. £13/10, including 7 valves, approx. half original price; also high grade Perspex cabinet, as above, 12in X 8in X 8in, designed for housing all types of F.M. tuners with illuminated dial and slow motion tuning indicator, unused, 48/-; approx. half original price; as above, less indicator, designed for housing TV converters, unused, 45/- fitted with internal illuminator, giving luminous glow, ideal for use with all TV receivers to reduce eye strain and improve viewing comfort; limited number; bargain.—Box 6582. [5259]

# NEW!



**Partridge Type P4014**

This new Partridge unit is a High-Fidelity Transformer, employing "C" core construction for the Mullard 5-10 Amplifier.

### SPECIFICATION :

**Primary Matching**  
8,000 ohms anode-anode. Tapped 43% of turns.

**Secondary Matching**  
4 sections of 0.95 ohms. Thus suitable for accurate matching of most speakers.

**Primary Inductance**  
75 Henries minimum.

**Leakage inductance**  
Referred to primary: 12 mH maximum.

**Leakage inductance**  
1/2 pri. to 1/2 pri.: 8 mH maximum.

Developed for the  
**Mullard 5-10**  
(Distributed Load Version)  
**AMPLIFIER**

Retail Price **98'6**

Write for full details of this and other units for special purposes.

**PARTRIDGE TRANSFORMERS LTD**  
**TOLWORTH SURREY**

Phone: **ELMbridge 6737/8**

**RECEIVERS AND AMPLIFIERS—SURPLUS AND SECOND-HAND**  
**AMERICAN** General Electric transceivers RT34 17-valve 9.6AG5 2.2D21 5.6J6 1.VR105, complete with motor generator in sealed carton with operating instructions; £4/10/6 post paid; c.w.o.—Sharples, 125, Blackpool Rd., St. Annes-on-Sea, Lancs. [5315]

**RECEIVERS AND AMPLIFIERS WANTED**  
**WANTED**, second-hand Philips receiver 681 in good condition; any distance considered.—Box 6745. [5285]

**WANTED**, Dynatron "Ether Marshall" chassis or complete radiogram.—Details to Box 7271. [5367]

**LOUDSPEAKERS—SURPLUS AND SECOND-HAND**  
**ROGERS** corner horn, fitted new Wharfedale super 8.—A. L. Woodcock, 38, Spinney Rd., Ilkeston, Derbyshire. [5297]

**TAPER** pipes, 4ft. £3 each; £6 fitted with new Wharfedale super 8 unit.—Wood, 90, Grestone Ave., Birmingham, 20. [5376]

**NEW TEST EQUIPMENT**  
**TV** signal intensity meter (S.I.M.) for aerial checks and installation, etc.; send for full details.—Radio-Aids, Ltd., 29, Market St., Watford. Tel. Watford 5988. [5377]

**TEST EQUIPMENT—SURPLUS AND SECOND-HAND**  
**BC221**, exceptional condn., mains unit; £24; B delivery 150 miles Bristol.—Keast, 4, Withey Close East, Westbury, Bristol. [5308]

**TELEVISION** flying-spot slide scanner with 405 line sync. generator, mixer. Oscilloscope, 12in console Monitor and spares; £150, o.n.o.—Murch, 28, Walton Rd., Southend, Essex. [5393]

**SIGNAL** generators, oscilloscopes, 5393 meters, valve voltmeters, frequency meters, multi-range meters in stock; your enquiries are invited.—Requirements to R.T. & I. Service, 254, Grove Green Rd., London, E.11. Ley. 4986. [0056]

**NEW DYNAMOS, MOTORS, ETC.**  
**1500** cycles alternators 2KVA, 90v.—E.W.S. Co., 69, Church Rd., Moseley, Birmingham. [4601]

**J.A.P.** No. 2A 1.2hp petrol engine, air-cooled, 4-stroke, starting rope, tools. Instruction book; £17/10 delivered.  
T. W. PEARCE, 66, Great Percy St., W.C.1 (near Angel). [0013]

**DYNAMOS, MOTORS, ETC.—SURPLUS AND SECOND-HAND**  
**DC/AC** rotary converter (E.D.C.), 230 D.C. 220 A.C., perfect order; £6.—Ison, 8, Lonsdale Crescent, Ilford. Val. 2726. [5380]

**2,000/c/s** motor-alternator sets, input 220v d.c., output 80v, 1ph, 2,000/c/s, 6.25amps, 500VA, complete with starter, fuses, control panel and voltmeter, all mounted in ventilated steel cabinet 14in X 26in X 9in high, new in original cases; £16, carr. extra.  
P. B. CRAWSHAY, 94, Pixmore Way, Letchworth, Herts. Tel. 1851. [0096]

### NEW GRAMOPHONE AND SOUND EQUIPMENT

**TRANSISTOR** pre-amps for tape playback. 5gns; valve types from £15.  
**TAPE** recording amps, 12gns (mag. eye) or 18gns (meter ind.), inc. p. pack; complete T/R amps, 12watts, p.p. 19gns; 5watts. £14; others, UL/ output, £25.  
**REFLECTOGRAPH** decks: £31 (Lodestar) JASON F.M. kits: £5/10, or built £15/17.  
**GRUNDIG**, Philips, Ferragroph T/R.  
**BARKER** L/S supplied.  
**COM. TV** converters available from £5  
**H.P.** terms now available.  
**TEL.** Gladstone 1770.

**HARDING ELECTRONICS**, 120a, Mora Rd., Cricklewood, London, N.W.2. [0032]

**SPECIAL** offer. Brand new, high grade tape by leading manufacturer, non-stretch acetate based, very smooth oxide, on plastic spools, boxed in 1,200ft lengths (list 35/-), our price 22/8 each or for 6 and above 21/- each; 5in eye spools available for rewinding on small recorders, 4/- each.

**PROFESSIONAL** quality tape and disk recorders, blank disks, microphones, extension speakers, etc., efficient tape and disk service, 78s and especially wide dynamic M.P.s and L.P.s.  
"EROLICA" RECORDING SERVICES (1949), Recorder House, Peel Street, Eccles, Manchester, Eccles 1624. Director, Thurlow Smith. A.R.M.C.M. [0122]

**FOR SALE AND WANTED ADVERTISEMENT FORM**  
**TURN TO PAGE NO. 179**

## TELEVISION RECEIVER SERVICING

By E. A. W. Spreadbury

### VOLUME TWO 21/- 9d. Postage RECEIVER AND POWER SUPPLY CIRCUITS

Covers the video circuit, vision tuning and detector circuits and includes methods of multichannel tuning, the sound channel and power-supply circuits. There is also a chapter on television aerials, and another on the technique of circuit alignment.

### VOLUME ONE 21/- 9d. Postage TIME-BASE CIRCUITS

All kinds of intricate and varied circuits used in T.V. Receivers are described with clear explanations of how they work and what can go wrong with them.

## RADIO VALVE DATA

Characteristics of 2,000 valves and C.R. tubes—3/6, 3d. postage. Compiled by *Wireless World*.

### ORDER NOW FROM

Britain's Largest Stockist of English and American Technical Books.

**MODERN BOOK CO.**  
**PRÆD ST., LONDON, W.2**  
 Open Monday to Saturday, 9 a.m. to 6 p.m.

### NEW GRAMOPHONE AND SOUND EQUIPMENT

**CINE-VOX** disc recording equipments type C7J for high-quality recordings from existing microphone equipment; price from 28gns; also available as a complete channel inclusive of mic. amplifier and playback equipment, at 70gns; type C7 for highest quality professional requirements—recorder mechanism at 48gns, or complete channel at 110gns; demonstrations arranged in London.  
**PLEASE** write for details to K.T.S. Ltd., "Coplow," Park Road, Braunton, N. Devon. Tel. Braunton 224. Callers by appointment only. [0210]

### GRAMOPHONE AND SOUND EQUIPMENT—SURPLUS AND SECOND-HAND

**TWO** M.S.S. E.D.45 disk recording machines; £15 each o.n.o.—Box 7105. [5340]

**WEARITE** tape deck 2B, 3 heads, unused; £32.—BCM/Rhythm, London, W.C.1. [5391]

**TAPE** recorder, complete Wearite deck portable microphone 2-speed, perfect; £40 o.n.o.—Box 6981. [5320]

**BRENELL** tape decks Soundmaster, list 7317. £13/13; offered half price, perfect.—Box [5382]

**TAPE** ampfr. little used, good condn., v. cheap; M.W. tuner and 8W P.P. ampfr.—ditto v. cheap; s.a.e., enquiries welcomed.—Box 7085. [5334]

**CONNOISSEUR** Varigravure 3-speed disc recording outfit, complete with Swart pump, £180; Grundig TK 819 and 820. £75; all as new.—33, Abbey Rd., Grimsby. [5310]

**E.M.I.** portable disc recorder model 2300E thoroughly reconditioned by E.M.I. still under guarantee; cost £250; accept £100.—Waters, 16, Edmanson Ave., Margate. Tel. Thanet 31993. [5372]

**GRUNDIG** 700c console tape recorder twin track, 2 speed, with microphone and tape, little used, brand new condition, cost £100; accept £65.—D. Walking, 96, King Edward Rd., Maidstone, Kent. [5400]

**PROFESSIONAL** disc recording equip., 78-LP, hot stylus, suction swarf, 17in turntable, B.B.C. feedback head with amplifier, limiter, mixer, magnetophon tape playback, disc play-back; cost over £800; s.a.e.—Box 6844. [5299]

**BARGAINS:** Gram motors, 3-speed, B.S.R., Collaro, few only, from £6/17/6; Eddy-stone 640 R.C.A. receivers, h.p. terms, callers only.—K.T. Radov, 156, South Ealing Rd. Few doors South Ealing Station, Piccadilly line. [5361]

### COMPONENTS—SURPLUS AND SECOND-HAND

**RADIO CLEARANCE, Ltd., 27, Tottenham Court Rd., London, W.1. Tel. Museum 9188**

**ELECTROLYTICS,** capacity, voltage, size, type of mounting, price post paid; 400, 6v, 1x2in. lug, 1/6; 250+250, 6v, 1x2in. lug, 1/6; 25. 25v. 1/2x1 1/2, W/E 1/6; 500, 12v, 3/4x1 1/2, W/E 2/-; 1000+2000, 6v, 1x3, clip, 3/9; 250, 12v, 5/8x1 1/2, clip, 1/1; 25v. 1/2x1 1/2, clip, 1/3; 50, 50, 1x3, clip, 3/9; 50+50, 150v, 1 1/2x2, clip, 2/9; 100, 275v, 1 1/4x3, clip, 3/6; 60+250, 275/350v, 1 1/2x4 1/2, clip, 6/3; 40+40, 275v, 1 1/2x2, clip, 3/3; 24, 275v, 1 1/2x2, clip, 3/-; 32+32, 275v, 1x3, W/E, 3/3; 64+120, 275v, 1 1/2x4 1/2, clip, 5/8; 8, 450v, 1/2x2, clip, 1/9; 24+24+16, 350/425v, 1 1/2x2, clip, 4/9; 16+16+8, 350/425v, 1 1/2x2, lug, 4/3; 32+32, 350/425, 1 1/2x2, clip, 4/3; 16+32, 450v, 1 1/2x2, clip, 3/6; 8+8, 350v, 1x2, clip, 3/3; 20+10, 450v, 1x3, clip, 4/-; 15+15, 250v, 20m 25v, 1x3, lug, 3/3; 8, 500v, 1 1/2x2 1/2, 2/6; 8+8, 500v, 1 1/2x2, clip, 4/-; all all cans, some with sleeves, all voltages WKG, surge V where marked, new stock guaranteed. 5mA meters, moving coil, bakelite case, 2in square flush mounting, new, boxed: 7/- post paid; 50mA, 8/6.

**MAINS** trans., 250-0-250v, 80ma 6.3v, 2.5A. 6.3v, 0.6A, Pri. 0-210-230-250v, 12/- post paid. **TELEVISION** chassis, cadmium plated, steel, size 14x13x2 1/4in. complete with 13 valve holders (9-B9A, Fax, 9-B9A, Cer, 2-B7G, Cer. cut away for metal rect., line trans., etc.: 9/11 each, post paid.

**FRONT** and rear tube mounts to fit above chassis, 3/- pair, post paid.

**P.M. focus** rings, wide angle, tetrode tube, fully adjustable, 12/- post paid.

**SCANNING** coils, wide angle, with mountin lugs, 19/6, post paid.

**MAINS** trans., 340-220-0-220-340v, 220mA, 4v, 6.5A, 4v, 3A, 4v, 1.5A, 2v, 1.5A, 4v, 6.5A, Pri. 0-20-225-245v, 30/- post paid.

**RADIO CLEARANCE, Ltd., 27, Tottenham Court Rd., London, W.1. Tel. Museum 9188. [0015]**

**SOUTHERN RADIO SUPPLY, Ltd., 11, Little Newport Street, London, W.C.2. See our displayed advertisement, page 169. [0016]**

**GOVERNMENT** Surplus Illustrated Catalogue No. 12, containing over 400 items of electrical, mechanical and radio equipment for experiments, etc.; price 1/6, post free.—Arthur Sallis, 93, North Rd., Brighton, Sussex. [0095]

**METAL-GLASS** seals; single-way, hermetically sealed terminals for soldered connections and fixing; mostly 1kv and 2kv sizes, new (surplus), 65/- per 1,000 sorted.—P. B. Crawshaw, 94, Pixmore Way, Letchworth, Herts, Tel. 1851. [0087]

# DUODE

OPEN  
DOOR  
TO  
BETTER  
SOUND



A very pleasing feature of our business is the number of letters we receive from all parts of Britain and many other countries, telling us how our Duode units bring real delight. A new comment from an American friend says: "My introduction to the Duode was a true case of love at first hearing... I can unabashedly state that my music system with two Duodes is the finest this side of the Atlantic. Without them music and sound would be most drab and ordinary items."

Now this is just what another owner says in his own way, from Africa:

"I never realised before what my new records could sound like. It is just as if I had opened a door to a live studio, or to my old concert-going days in London."

A Duode is the finest Xmas present for yourself or your friends—and the most lasting source of sound satisfaction.

Ask your dealer, or write directly to:

**DUODE SOUND REPRODUCERS**  
**3 NEWMAN YARD, LONDON, W.1**

# SURPLUS

**TRANSMITTERS.** Over 70 different types in stock, ranging from the BC611 American Handie Talkie to the Marconi SWB-8, 3,500 watt.

**RECEIVERS.** Nearly 100 types available from 15 kc. to 11,000 Mc/s., including portable and directional, the smallest hand held and the largest weighing 10 cwt. and using 85 valves.

**TEST EQUIPMENT.** American only. Over 100 different types of instruments in stock.

**VALVES.** American, over 200 types. British, over 150 types.

**RECORDING GEAR** by Dictaphone, M.S.S., Amertype, Soundscribe, Armour, R.C.A., Utah, Memovox, Edison, etc., for disc, wire, film and tape.

**POWER SUPPLY.** Dynamotors, Motor Generators, Rectifiers, Vibrators, Inverters, from 2 volts 100 amps. to 18,000 volts 1/2 amp.

**AERIAL EQUIPMENT.** Whips, 12in. to 20ft. Masts 20ft. to 80ft. Brackets, bases, wire guys, beams.

**MISCELLANEOUS.** Amplifiers, Cabinets, Chests, Chokes, Controls, Cords, Crystals, Electric Accessories, Fuses, Hardware Insulators, Loudspeakers, Meters, Plugs, Relays, Switchgear, Transformers, etc.

Full lists available

Send your requirements. All packing and shipping facilities.

**P. HARRIS**

**ORGANFORD DORSET**

Telephone: Lychett Minster 212.

Excellence in design..

Specialists in Sub-miniature Telecommunication Components



Actual Size (Approx.)



### TEMPATRIMMER

Nominal capacity 6.5pF—Temperature Coefficient continuously adjustable from +2000 to -2000 parts per million per degree Centigrade. Length 1.31" Width .670" Height .5"

Details from—

# OXLEY

**DEVELOPMENTS CO. LTD.**  
**ULVERSTON, NORTH LANCs**

Tel: ULVERSTON 3306

To get the best possible performance

from KT66 triodes in a circuit such as the Williamson use the

# GILSON

15-30 WATT TRIODE OUTPUT

# TRANSFORMER

REF. WO794



**FEATURES:**

A 30-watt size core of grain oriented laminations. Approx. 0.05% core harmonic distortion which figure will be still further reduced by the application of negative feed-back. Level response  $\pm 1$ db 2 c/s to 30 Kc/s at 0.15 w Zf 2 c/s 20 K $\Omega$ , 1 Kc 400 K $\Omega$ , 30 Kc/s 22 K $\Omega$ . Low winding capacitance. Ratio 10 K $\Omega$  A-A. 8 x 0.97 $\Omega$  or 8 x 3.7 $\Omega$  sec. sections. Max. D.C. 120 mA each anode. Adequate insulation, voltage proof, 3 KV peak overall.

For Unexcelled performance from your

## OSRUM 912 AMPLIFIER

## GILSON ULTRA LINEAR OUTPUT TRANSFORMER REF. WO710

specially designed for this circuit

**FEATURES:**

An adequate core of grain oriented laminations. Low winding capacitance. High primary inductance. Very low harmonic distortion. Very low intermodulation distortion. Complete stability under all conditions. Modest cost. List price £2.12.6

## MAINS TRANSFORMER for G.E.C. F.M. UNIT. List Price 27/6

Please write for informative leaflets on the above.

# R. F. GILSON LTD.

11a ST. GEORGE'S RD., WIMBLEDON, S.W.19

Phone: WIMbledon 5695

## MAKERS OF NEON SIGN TRANSFORMERS

Contractors to Admiralty, etc., A.I.D. Approved Stockist: Berry's (Short Wave) Ltd., 25, High Holborn, London, W.C.1.

### WANTED, EXCHANGE, ETC. EXTRUSIONS by Marley.

BUYERS requiring rigid and flexible tubes and sections in thermoplastic materials should ask for a quotation from Marley Extrusions, Dept. 129, Lenham, Maidstone, Kent. Harrietsham 381. [4735]

WANTED, reversing motor generator type 73.—Write to Box 6818. [5292]

WANTED, receivers A.P.R.4, also T.N.16, 17, 18, 19, etc., and any radio test gear. LESLIE DIXON & Co., 214, Queenstown Rd., Battersea, S.W.8. Macaulay 2159. [0176]

WANTED, tuning units, TN17, TN18, TN19, for R54/APR4 £50 each offered.—Box 4963. [0261]

WANTED, set manufacturers or ex-Government radio equipment, large or small quantities of valves, electrolytics, speakers, meters, also components. LOWE BROS., 9a, Diana Place, Euston Rd., N.W.1 Eus. 1636/7. [4485]

WANTED, HRO coils, Rxs, etc., A.R.88s, BS348s, S27s, etc.—Details to R.T. & I. Service, 254, Grove Green Rd., London, E.11. Ley. 4986. [0163]

WANTED, valves TV, tubes, televisions, radios, radiograms, tape recorders.—Stan Willetts, 43, Spon Lane, West Bromwich, Staffs. Tel. 2392. [5097]

WANTED, good quality communication RYS tape recorders, test equipment, domestic radios, record players, amplifiers, valves, components, etc., estb. 18 years.—Call, send or phone Ger. 4638 Miller's Radio, 38a, Newport Court, Leicester Sq., W.C.2 [4824]

WANTED communication equipment, tape recorders, test equipment, valves, radio, amplifiers, etc.—Ger. 8582, Leed Radio, 39a, Lisie St., Leicester Sq., W.C.2. [4993]

WANTED, B.C.610 Hallicrafters, E.T.4336 transmitters and spare parts for same; best prices.—P.C.A. Radio, Beaver Lane, Hammersmith, W.6. [0079]

WANTED, wattmeter, 150v 175w, 400 cycle, 3-phase, balanced load, or standard wattmeter to cover this range.—Staravia, Blackbushe Airport, Camberley, Surrey. [5283]

URGENTLY wanted, manuals or instruction books, data, etc., on American or British Army, Navy or Air Force radio and electrical equipment.—Harris, 95, Wardour St., W.1. Gerrard 2504. [5167]

WANTED, signal generators types TF144G, TF517F, TF762A, frequency meters type BC221, TS174, TS175; also receivers types R1359 and R1294.—Send price and details to Hatfield Instruments, Ltd., 175, Uxbridge Rd., Hanwell, W.7. Tel. Baling 0779/9857. [0037]

ALL U.S.A. V.H.F. test and communication equipment; TS174, TS175, TS47, B.C.221 freq. meters; receivers 1294, 1359, Hallicrafters S.27CA, U.S.A.; APR4 and tuning units TN16, 17, 18 and 19, RCA AR8D-L-F Hallicrafters SX28; valves 707A-707B, 2K28, 2K39, 2K33, 2K41; highest offers given by return.—Ger. 8410 and 4447, Universal Electronics, 22, Lisie St., Leicester Sq., London, W.C.2. [0229]

**VALVES**

FOR sale, new, unused Marconi-Osram valves type CAT10, CAT20C, CAT9, ACT14, CAM3, etc. ALSO smaller STC valves, complete with crates. TENDER forms and details available from Controller of Stores, Department of Posts & Telegraphs, Aldborough House, Dublin, Ireland. [5354]

RADIO valves, most types available; immediate delivery; postage free.—R. W. Camp, 71, Sudborough Rd., Brixton Hill, London, S.W.2. [5312]

**CABINETS**

LEWIS RADIO have the best selection and finest finish.—See page 164. [0224]

WALNUT radiogram and television cabinets, soundly constructed; stamp for details.—R. Shaw, 69, Fairlop Rd., Leytonstone, E.11. [5162]

**METERS WANTED**

WE urgently require meters of all types, meter components, test equipment, etc.; any quantity, large or small; prompt cash. ANDERS ELECTRONICS, Ltd., 91, Hampstead Rd., London, N.W.1, Euston 1839. [4663]

**REPAIRS AND SERVICE**

MAINS transformers rewound, new transformers to any specification. MOTOR rewinds and complete overhauls: first-class workmanship; fully guaranteed. F.M. ELECTRIC Co., Ltd., Potters Bldgs., Warser Gate, Nottingham, Est. 1917. Tel. 47898. [0113]

MAINS transformers, E.H.T.s, chokes, field coils, etc., promptly and efficiently rewound or manufactured to any specification. LADBROKE REWIND SERVICE, Ltd., 25a, Harrow Rd., London, N.W.10. [0222]

TRANSFORMER rewind service, mains, E.H.T. transformers and chokes, prompt delivery, range of replacement types ex-stock or manufactured to your specification. METROPOLITAN RADIO SERVICE Co., 75 Kilburn Lane London, W.10. Ladbroke 2296. [0200]


ARMATURE rewinding service to the trade, vacuums, drills, grinders, hood dryers, dental motors, vacuum cleaners, armatures replaced from stock, 24 hours' service; every job guaranteed. We also specialize in complete overhauls and rebuilds of vacuum cleaners; all vacuum cleaner parts, hoses, bearings, fans, brushes for any make in stock.—Regam Electric, 95, Park Lane, Leeds, 1. [0028]

# Armstrong

Specialists for over 20 years in the manufacture of

## HIGHEST QUALITY CHASSIS

Hand made by Craftsmen.




Price £23.18.0 (inc. tax)

## F. C. 48 RADIOGRAM CHASSIS with provision for F.M. Tuner

- 8 VALVES including 2 double triodes.
- 8 WATTS output from push-pull tetrodes.
- NEGATIVE FEED BACK—20 dB. resulting in negligible distortion and high damping factor.
- BASS and TREBLE controls independent and continuously variable. LIFT as well as cut. Unique Thermometer Visual Indicators ensure positive setting of these controls.
- MAGIC EYE Tuning Indicator.
- 4 WAVE BANDS: 16-50, 49-120, 190-550, 900-2,000 metres.
- Large 4-colour illuminated dial.
- Overall size 12 1/4 in. x 9 in. x 9 1/4 in. high.

## F. M. 56 TUNER



Price £21 (inc. tax)

- PERMEABILITY TUNING
- FREEDOM FROM DRIFT
- AUTOMATIC LIMITING
- MAGIC EYE TUNING

COVERAGE: 85-95 Mc/s. IMAGE REJECTION: 26 dB. I.F. REJECTION: 60 dB. CIRCUIT: A low noise triode R.F. Stage is coupled to a high stability frequency changer. This is followed by two I.F. Stages and a triple diode triode ratio detector and A.F. Stage. VALVES: Mullard ECC85 EF85 EF85, EABC80, EM34.

A NEW HIGH FIDELITY RADIOGRAM. See page 60 for details of the ARMSTRONG SUPER RADIOGRAM.

All our models are sold under full and unconditional money back guarantee of satisfaction. Prices include Purchase Tax. HIRE PURCHASE facilities are available. Demonstrations at your local High Fidelity specialist or at our Showrooms in Holloway.

Write to us for descriptive literature mentioning W.W.

## ARMSTRONG WIRELESS & CO. LTD.

Walters Road, London, N.7.

Telephone: NORTH 3213

# "AUTOMAT"

## The Reliable Battery Charger

As supplied to the Ministries, County Councils, and to makers of "The Best Car in the World." Export Enquiries Welcomed. Special units to order up to 750 watts output. Selenium rectifiers 40 ma to 10 amp. Transformers up to 1 kVA.



**CAR HOME CHARGER**  
2 AMP.  
This new, robust, utterly reliable 6 v./12 v. 2 amp. charger with funnel cooled selenium rectifier, for A.C. 215/240 v., wt. 7lb., ammeter model 57/6, p.p. 2/-, glowing indicator model 45/- Ditto but 3 amp., add 12/- to above. Truck charger 6 v./12 v. 5 amp., £8/10/-.

**FOOLPROOF CHARGER**  
KITS. Reliable and long lasting as sold 13 years thru' W.W.—New No. 2 kit 12 v. 2 amp. rectifier, 50 watt impregnated trans., ballast bulb for 6 v./12 v. charger, 29/6, p.p. 2/-. Handsome steel case, 10/- extra. Ditto but ammeter model, add 11/- No. 1 kit, 12 v. 3 a. Westalit rectifier, 65 watt trans., ballast/indicator bulb for 2 v., 6 v., 12 v. charger, 42/-, p.p. 2/-, special case louvered, punched, enam. grey, 12/6. No. 1A kit, 3 a. rect., 65 watt trans., ballast res., ammeter, for 2 v., 6 v., 12 v., 3 a. 51/-, case 12/6 extra, p.p. 2/-.


**SELENIUM RECTIFIERS**, new stock, best makes, 40mA to 10 amp., 2 v. to 110 v.—Examples, 12 v. 2 a. h. wave. 7/-, f.w., 9/-, 12/14 v. 3 a. to 3.4 a., 15/-, p.p. 8d. 12 v. 5 a., 24/-, large finned 6 amp., 29/-, 24 v. 0.3 a., 9/-, 24 v. 1 a., 13/6, 24 v. 1.5 a., 15/6, 24 v. 5 a., 42/-, 6 a., 55/-, 30 v., 1 a., 25/-, 2 a., 25/-, p.p. 1/-, E.T. Rects., selenium, R.M.2, 3/4, 250 v. 40 mA., Westal, 6/-, 260-0-260 80 mA., 14/-, 250 v. 100 mA. bridge, 14/-, 140 v. 25 mA. h.w., 5/-, p.p. 7d.

## CHAMPION PRODUCTS

43 UPLANDS WAY, LONDON, N.21

\*Phone: LAB 4457

## CABINETS



We can supply any Cabinet to YOUR OWN SPECIFICATION. The one illustrated can be obtained in walnut, oak or mahogany for £19/15/-, or as a COMPLETE RADIOGRAM incorporating:

- 5-VALVE SUPERHET, 3-speed Plessey Autochanger and 10in. W.B. Speaker **£48.0.3**
- 8-VALVE ARMSTRONG F.C.48, 3-speed Collaro Autochanger and 10in. W.B. Speaker **£60.14.8**
- 14-VALVE ARMSTRONG EXP 125/c, 3-speed Garrard Autochanger and 12in. Goodmans speaker **£95.5.11**

Alternative arrangements of Chassis, Speaker and Autochanger can be supplied.  
Send 1/- for complete Catalogue of Cabinets, Chassis, Autochangers and Speakers (refunded on receipt of order). H.P. can be arranged.  
**LEWIS RADIO COMPANY**  
120, GREEN LANES, PALMERS GREEN, LONDON, N.13. BOWes. Park 6064

## REPAIRS AND SERVICE

LOUDSPEAKERS repaired promptly.—Model Loudspeaker Service, Bullingdon Rd., Oxford. 15091

**24-HOUR service**, 6 months' guarantee, any transformer, rewind, mains outputs and i.f.s., etc., all types of new trans., etc., supplied to specification; business heading or service card for trade prices.—Majestic Winding Co., 180, Windham Rd., Bournemouth. 14268

**D. C. BOULTON** for repairs to any loudspeaker, specialists on heavy and F.A. types; cone assemblies, field coils, repair accessories, pressure units, microphones; transformers rewound and to specification; motor rewinds.—Lumby St., Manchester Rd., Bradford. Tel. 22638. [0171

**REWINDS** and conversions to mains and output trans., pick-ups, fields, clock coils, etc., from 4/6; P.P. equipment a speciality; all work guaranteed.—L. Revinds 173, High Rd., Willesden Green, N.W.10. Tel. Wordsworth 7791. [5392

**WORK WANTED**  
ELECTRONIC development, small qty. assy., technical drawing.—Box 5515. [0219

**CAPACITY** exists for small assembly work; also amplifiers, F.M. tuners to spec.—7104. [5339

**CAPACITY** available for small plastic moulds and stamping tools; highest limits, clean work, reasonable prices; speciality: hearing aids and electronic components.—Tool maker, 23b, St. Stephens Ave., London, W.12. Appointment by phone, She. 7069. [0034

**CAPACITY AVAILABLE** for the manufacture of small press, toggle, jigs, fixtures and automatic assemblies; reasonable prices; clean work; prompt delivery.—Philiden Engineers, Ltd., Box 7316. [5381

**PAINTS CELLULOSE ETC**  
spraying handbook, 3/6 post free. cellulose and synthetic paints and all spraying requisites supplied catalogues figs, fixtures and automatic assemblies; reasonable prices; clean work; prompt delivery.—Philiden Engineers, Ltd., Box 7316. [5381

**MISCELLANEOUS**  
TELEPHONE handset mouldings, P.O. type; 12/6 per set. SINGLE pin, 2-way plugs; 4/6 each. TRANSMITTERS; 10/6 each. TINSEL flexible cords, tagged each end, 4ft 6in lengths; 8d each. VARIOUS type relays, induction coils, choke coils, condensers, etc., price on application with stamped addressed envelope. [5142

**"ONLY" COMPONENTS, Ltd.**, Llanerch-y-Mor, Holywell, Flintshire. [5142

**AUTOMATIC** coil winder, little used; £32.—Horne, Firtoll, Pluckley, Ashford, Kent. [5286

**WHY** not get your tapes from S. N. Productions? It is worth while. See below. [5402

**SELLING** by post? Price lists printed at cheapest rates; quotations from Sparke, 120, Ledger Lane, Outwood, Wakefield. [5399

**TAPE** to disc, LP 22/-, 78, 11/-; s.a.e. leaflet.—Marsh, Little Place, Moss Delph Lane, Aughton, Ormskirk, Lancs. [5298

**AUTOMATIC** dual coil winding machines, A range from 22 to 44 S.W.G.—Hawkins, 170, Wilson Rd., Aston, Birmingham, 6. [5011

**METALWORK**, all types cabinets, chassis, racks, etc., to your own specification; capacity available for small milling and capstan work up to 1 1/2 lb. PHILPOTT'S METAL WORKS, Ltd. (G4B1), Chapman St., Loughborough. [0208

**YOUR** own tape recording transferred to disc 78's or 12's.—Write, call or phone Queensway Private Recording Studios, 123, Queensway, W.2. Tel. Bay. 4992. Studio Recordings. [5366

**YOUR** tape recordings deserve professional quality transfer, 10in disc 13/6, 12in 16/-, 30 min. L.P. 2nps; special Xmas terms; disc vouchers with tapes.—S.N. Productions, 59, Bryanston St., W.1. Amb. 0091, Pad. 8376. [5401

**BUILD** your own TV and learn about its operation, maintenance and servicing; qualified engineer-tutor available whilst you are learning and building.—Free brochure from E.M.I. Institutes, Dept. WW.58, London, W.4. (Associated with H.M.V.) [0180

**GOLDERSTAT** "No-Block" prints for every business that looks for the best reproduction of leaflets, brochures, etc., at lowest cost.—For further details of this unique service please contact Golderstat, Printers & Photographers, 25, Gownham Rd., London, N.1. Clissold 6713-4-5. [5332

**COPPER** wires enamelled, tinned, Litz, cotton, silk covered, all gauges; B.A. screws, nuts, washers, soldering tags, eyelets, ebonite and laminated bakelite panels, tubes, coil formers; Tunol rod, headphones, flexes, etc.; latest radio publications and range of valves; list s.a.e. trade supplied.—Post Radio Supplies, 33, Bourne Gdns., London, E.4. [0138

**HIGHLY** efficient aerial for commercial TV, etc.; we supply an ex-radar antennae display consisting of moulded bakelite insulator, stand off mounting bracket, dipole elements, and director easily adjusted to suit whatever band required; these aerials have cost several pounds to manufacture; our special price only 15/-, plus 2/6 packing and postage.—Walton's Wireless Stores, 48, Stafford St., Wolverhampton. [0145

## BETTER BARGAINS

**BRAND NEW ORIGINAL CARTONS.**  
R.F. UNITS. TYPES 26 or 27, 27/6; (Postage 2/6). RF24, RF25, Solled, 10/6; I.F. AMPLIFIER 178, 16/6 MeCs, with valves, 22/6 (post 2/-). R1155 Coil-packs, new, 12/6; used 9/6. AERIAL RELAYS (co-axial) c/o 12/24 v., 7/6. DYNAMOTORS, D.C., 12 v. input, 250 v. 60 ma. and 6.3 v. outputs, P.M. field, 7/6. Filters for these, 2/6. CLOCKWORK Condensers, 2 impulses per sec, 8/6. Remote contactor 2/6. U.S.A. CONTACTORS 3/6.  
T41198 with all valves, less xials, 45/- (carr. 8/6). R1355, new improved type, 37/6 (carr. 7/6). TR1143A-Tx, 50, 6 valves, 20/-; Rx 7L 8 valves, 22/6; Mod/amp. 185, 5 valves, 15/- (post 2/6 each). R1392A 100/150 MoCs, 13 valves, used, good cond. 25/10/- (carr. 10/-). REOSTATS, 25 A., 0.4Ω, with worm-drive slider, 12/6. VIBRAPACKS PCR D.C. 12 v. to 250 v. 80 mA., smoothed, filtered, 17/6 (carr. 6/-). CONDENSERS, electrolytic: 13 samples, range 4 mfd. to 1,000 mfd., 7/6 (post free); Bak. tubular, 0.1/1.2 kV: 5/800 v.; 25/800 v., 9d. each; 0.9/2.5 kV. 0.5/3.5 kV: 25/1.5 kV: 1/- each. USA Barabubs, 600 v., 2 mfd., 1/8; single, 1 or 25, 9d.; double, 1 or 25, 1/-; 1 mfd., 1/8; triple, 1, 1/8.

**METERS—BRAND NEW—BOXED**

FSD	Scale	Size	Type	Fit	Price
2mA		2in.	MC	Pr. Rd.	10/6
10mA		3 1/2in.	MC	Pr. Rd.	7/-
10mA		4 1/2in.	MC	Pr. Rd.	20/-
20mA	200A	3 1/2in.	MC	Pr. Rd.	7/-
30mA		2 1/2in.	MC	Pr. Rd.	6/-
40 & 120mA		2 1/2in.	MC	Fl.Sq.	7/6
100mA	300mA	2 1/2in.	MC	Fl.Sq.	5/-
100mA		3 1/2in.	MC	Pr. Rd.	7/-
200mA		2 1/2in.	MC	Fl.Sq.	7/-
250mA		3 1/2in.	MC	Pr. Rd.	7/-
1A		2 1/2in.	TC	Pr. Rd.	7/1A

**RESPONDER RDF1**, new condition, with valves; 160/220 MeCs, 25/- (carr. 6/-). SL24, new condition, with valves, 30/- (carr. 9/6). TRANSFORMERS 500-0-550 v. 350 mA., 40/- (carr. 7/6). 700-0-700 v. 175 mA., 20/- (carr. 5/-); 2250-0-2250 v. 400 mA., 60/- (carr. 20/-). Damaged terminals last two. USA Throat MeCs, 3/6. RT-34/AP813, new, 16 min. valves, 30 MeCs. 1RTs, 75/- (carr. 8/6). CBTs VCR138, new, 35/- USA Dynamotors, 12v. to 250v. 60mA. 15/-, 100mA. 17/6. Meters, 1mA, MC. 4 1/2in. Fl. Rd., 45/-  
List and enquiries. S.A.E. please! Terms: Cash with order. Postage extra. Immediate despatch.  
Callers and Post  
W. A. BENSON (WW)  
308 Rathbone Rd.,  
Liverpool, 13.  
STO 1804

Callers  
S U P E R A D I O  
Whitechapel, Liver-  
pool 1. ROY 1130.

## Fidelia



**HAND BUILT QUALITY UNITS**

From coast to coast they do say "For sound superb Fidelia is the way." The success of our AM/FM models giving reception of the VHF/FM transmissions as well as the normal bands has caused some delivery delay at the time of writing this copy (5th October), the production of genuinely hand built equipment cannot be hurried. The results speak for themselves and are well worth a little wait.

Fidelia Major 12-valve AM/FM model £240 0 0  
Fidelia De-Luxe 11-valve AM/FM model £320 0 0  
Fidelia Standard 9-valve AM/FM model £220 0 0  
Fidelia F.M. Tuner Units from ..... £13 10 0  
Fidelia V.H.F.Q. (very high quality) amplifier with tone control unit ..... £27 10 0  
Full details of these and other models willingly on request.

**ELECTRO Acoustic DEVELOPMENTS**

2 AMHURST ROAD  
TELSBOROUGH CLIFFS  
Nr. Brighton,  
SUSSEX  
Tel: Peasehaven 3166

? A ?  
CHRISTMAS  
PRESENT

Membership of The L/P Record Library is an investment for the New Year. Why not take out a trial membership YOURSELF NOW.

REMEMBER!

- It costs as little as 1/- (approx.) per week each L/P borrowed.
- Return of Post Changing Service —YOU say how often.
- Special arrangements for members interested in new issues.
- Our completely comprehensive catalogue is currently extended to include virtually every recommended L/P issued.

For full details send S.A.E. (1½d) to:—

L/P THE  
RECORD  
LIBRARY

FOR  
YOURSELF  
OR  
YOUR  
FRIENDS

Gift Tokens are available. Presented in an attractive seasonal card and interchangeable for Library Membership or new L/Ps.

We send full details of the Library Service with each Token.

AND . . .

- We can supply a brand new (guaranteed unplayed) factory fresh copy of any available L/P to order. With each purchase goes a POST FREE change of Library records.
- Many of the LIBRARY COPIES are themselves marked down for sale at most reasonable second-hand prices. (Surely the ideal way to buy a "used" record is first!)
- NEW Comparison Scheme enables you to hear the best versions of standard works together, before a purchase.

SQUIRES GATE  
STATION  
APPROACH,  
BLACKPOOL,  
LANCASHIRE

NOTICES

**BRITISH SOUND RECORDING ASSOCIATION.** Details of membership, open to the professional sound recording engineer and all others interested in recording high quality reproduction and other branches of audio engineering, together with details of the London lecture programme and the Manchester, Portsmouth and Cardiff Centres, may be obtained from the Hon. Membership Secretary, H. J. Houlgate, A.M.I.E.E., 12, Strong bow Rd., Eltham, S.E.9 (0031)

SITUATIONS VACANT

The engagement of persons answering these advertisements must be made through the local Office of the Ministry of Labour and National Service, etc., if the applicant is a man aged 18-64 or a woman aged 18-59 inclusive, unless he or she or the employer is exempted from the provisions of The Notification of Vacancies Order 1952.

**A SENIOR Engineer**

IS required for an interesting appointment in the Simulator Department of the ENGLISH Electric Company, Guided Missiles Division, at Luton, Bedfordshire. THE successful candidate should have a sound knowledge of Servos and electronic equipment in general, together with considerable knowledge and experience of LM amplifiers. THIS interesting appointment, which is pensionable after a qualifying period, carries an attractive salary, good working conditions on first-class equipment, and offers ideal prospects in this specialised field. APPLICATIONS, which will be treated in strict confidence, should state full details of past experience and qualifications and should initially be addressed to Ref. No. 844P, Dept. C.P.S., 336/7, Strand, W.C.2. (5365)

**CIRCUIT Design Engineers.**

ARE required by Decca Radar for positions created by the continued expansion of their Research Laboratories. These cover work in a wide field embracing high and low power pulse, receiver, A.F.C., radar display, and test equipment design in standard and sub-miniature form. Applicants should preferably be of degree or H.N.C. standard, and have had previous experience in this field. A pension scheme is in operation. British Nationality essential.—Please write to Decca Radar, Ltd., 2, Tolworth Rise, Surbiton, Surrey, quoting reference RLA.103. (0167)

**TRINITY HOUSE, London.**

**RADIO Maintenance Assistants wanted:—** RADIO Maintenance Assistants are required to maintain radio and radar equipment in Light-houses and Light Vessels. CANDIDATES must possess a knowledge of the fundamental principles of radio and radar and must have had practical experience in the maintenance and use of such equipment.

WHEN not engaged at out-stations successful candidates will be required to work at the Trinity House Depot, Blackwall, London, E.14. Salary scales £595 rising to £725 (minimum linked to age 28) or £473/10 rising to £640 (minimum linked to age 25), depending on qualifications and experience. APPLICATIONS to be made in writing to The Secretary, Trinity House, London, E.C.3. not later than 19th December 1955 stating age, present occupation, qualifications, experience and enclosing copies of testimonials. (5398)

**GOLD COAST GOVERNMENT.**

**BROADCASTING ENGINEERS.**

APPLICATIONS are invited for appointment as Asst. in Engineering Training (Radio Frequency).

**DUTIES:** Responsible under the Head of Engineering Training for the training of pupils scattered in small groups over wide areas by lectures and postal courses up to approximately the standard of the B.E.C.'s Grade C examination with emphasis on radio frequency subjects and on the theory and operation of radio frequency equipment. Will also be required to carry out some operational duties.

**QUALIFICATIONS:** Candidates should have passed or have been exempted from Sections A and B of the Associate Membership examination of the Institution of Electrical Engineers or hold equivalent qualifications.

**CANDIDATES** with exceptional experience but not so qualified may be considered for appointment. Candidates should have a thorough knowledge of transmitter, aerial and feeder systems, receivers, etc., and should also have a sound knowledge of the fundamental theory of audio frequency and power frequency equipment and be capable of lecturing on these subjects. Previous teaching experience is desirable.

**TERMS OF SERVICE:** The appointment will be on contract/gratuity terms for one tour of 18 to 24 months with extension provision to two tours. Salary in range £1,600-£2,050 according to age, qualifications and experience. Gratuity at rate of £12/10 for each completed month's satisfactory service. Free passages appointment and on leave for officer; once each way for wife and up to three children under 13 years each tour. Vacation leave with pay 7 days for each month's service. Kit allowance £30 may be payable. Basically furnished accommodation at £90 p.a. rental. Income Tax at low rates.

CANDIDATES should apply to the Adviser on Recruitment, Gold Coast Office, 13, Belgrave Square, London, S.W.1, for a form of application. (5403)



From

THE LITTLE FACTORY

WITH  
THE BIG  
REPUTATION



TRANSFORMER  
TYPE 4B14



Grain Oriented Core.  
Primary: 6,600Ω centre tapped and tapped at 43%. Secondary: 0.45Ω, 1.8Ω, 4Ω, 7Ω, 11Ω, 16Ω, 22Ω and 30Ω. Handles 20 watts at 30~. Frequency response 0.2 db from 15~ to 45 Kc.

Price 145/- for open type.  
Size 4½in. x 4½in. x 4½in., fixing centres: 3½in. x 3½in. x 2BA.  
Weight 8lb.  
(Potted Type 155/-).

For the technically minded:—  
Primary inductance: 90 hys. D.C. Resistance: 40Ω + 40Ω.  
Primary leakage reactance to secondary: 4 m/Hys., series loss 220Ω.  
Half primary to secondary: 2 m/Hys., series loss 75Ω.  
Half primary to half primary: 4 m/Hys.



# OPPORTUNITIES IN RADIO



Get this FREE Book!

'ENGINEERING OPPORTUNITIES' reveals how you can become technically qualified at home for a highly paid key-appointment in the vast Radio and Television Industry. In 144 pages of intensely interesting matter, it includes full details of our up-to-the-minute home study courses in all branches of TELEVISION and RADIO, A.M. Brit. I. R. E., City & Guilds, Special Television, Servicing, Sound Film Projection, Short Wave, High Frequency and General Wireless Courses.

We definitely Guarantee

## 'NO PASS—NO FEE'

If you're earning less than £15 a week this enlightening book is for you. Write for your copy today. It will be sent FREE and without obligation.

**BRITISH INSTITUTE OF ENGINEERING TECHNOLOGY**  
388b COLLEGE HOUSE,  
28-31, WRIGHT'S LANE,  
LONDON, W.8.



ARC 1 VHF Transmitter/Receivers installations.  
R89B/ARNS Glide Slope Receivers.  
AR7 Radio Compass installations.  
The above and many other American radio equipments in stock at Croydon Airport.

PHONE, WRITE OR CALL:

**AVIONICS LIMITED,**  
CROYDON AIRPORT, SURREY

Telephone: CROydon 8396/7/8.

\*Grams: Aeroaid, Croydon.

## "DIPLOMA" HEADPHONES



Lightweight High Resistance (4,000 ohms). Complete with cord.

16/9

Ideal for CRYSTAL SETS

The "TYANA" Standard Soldering Iron



- Adjustable Bit.
- Weight approx. 4 oz.
- Heating Time 3 min.
- 40 Watt economy Consumption.
- Standard Voltage Ranges.

14/11

Replacement Elements and Bits always available

**KENROY LIMITED**  
152/297 UPPER ST., ISLINGTON,  
LONDON, N.1.

Telephone: CANbury 4905-4663

### SITUATIONS VACANT

**R**ADIO Technician required by the

GOVERNMENT of Kenya for service as Inspector of Police, Grade 1 (Supernumerary) for one tour of 3 years with possibility of permanency; commencing salary (including present temporary allowance of 35% of salary) according to previous experience in scale £795 rising to £1,154 a year; gratuity (at least £247 after 3 years service); outfit allowance £30; uniform allowance £10; separation allowance payable to married men under certain conditions; free passages; liberal leave on full salary; candidates, preferably unmarried, aged 20-35, should be at least 5ft 7in without footwear and be of good education; vision—good standard required but men who wear spectacles are eligible provided that they are not greatly incapacitated without them; candidates must hold City & Guilds Certificates in Radio and/or Telecommunications or have had at least 4 years experience with the Technical Radio Branches of the Services or with a reputable firm or a Government Department.

**MARRIED** men should note that it is unlikely that accommodation could be found for their families during the first tour.—Write to the Crown Agents, 4, Millbank, London, S.W.1 State age, name in block letters, full qualifications and experience and quote M1/36753/WF. [5326]

**E**XPANDING Electronic Division.

OF a company of established reputation requires able and experienced SENIOR Electronic Engineers TO undertake a responsible part in the development of a wide variety of specialised equipment.

THE appointments are permanent and pensionable, attractive salaries are offered to engineers capable of directing entire projects with initiative and enthusiasm. CANDIDATES should preferably possess an Honours Degree or the equivalent, although a lack of academic qualifications should not serve as a deterrent to engineers of proven ability. EXPERIENCE should include several years of circuit design, and a sound knowledge of radio communications circuits is an advantage. APPLICATIONS will be treated as confidential and should be made to The Superintendent, Electronic Development Division, R. B. Pullin & Co., Ltd., Great West Rd., Brentford, Middlesex. [10209]

**V.H.F.** technician required by the

POLICE Department, British Guiana, on contract for one tour of 3 years. Salary at the equivalent rate of £1,200 a year with a gratuity at the rate of 22½% of the salary. Free furnished quarters. Free passages. Liberal leave on full salary. Candidates must have had a thorough training in the principles of radio and have had experience in the maintenance of V.H.F. communication equipment (fixed and mobile sets). They must be able to train local personnel to maintain and operate the equipment.—Write to the Crown Agents, 4, Millbank, London, S.W.1. State age, name in block letters, full qualifications and experience and quote M2C/41236/WF. [5301]

**N**UCLEAR reactor engineering.

OPPORTUNITIES exist in the nucleonics laboratories of E. K. Cole, Ltd., Southend-on-Sea, for engineers to work on the electronic instrumentation of experimental and power producing nuclear reactors, all positions are permanent and pensionable and the future prospects are good; applicants with experience in any of the following fields should contact the personnel manager.

TELEPHONE circuit engineers to design safety and interlock circuits.  
ELECTRONIC engineers to design high impedance D.C. amplifiers, fast pulse counting equipment, radiation monitoring systems.  
DESIGN draughtsmen. [5374]

**C**OLLEGE of Technology, Birmingham.

DEPARTMENT of Physics and Mathematics. THERE is a vacancy for a research assistant in electronics. Candidates must have a good honours degree in physics, preferably from a university which awards higher degrees externally. The appointment involves a small amount of teaching.

THE salary is in accordance with the Burnham (Further Education) Scale for Grade "A" Assistants. Basic salary (men) £510. (women) £455 (plus equal pay increment) with increments for approved training and industrial or teaching experience.

FURTHER particulars and form of application may be obtained from the Registrar, College of Technology, Suffolk Street, Birmingham, 1, on receipt of stamped addressed foolscap envelope. Completed forms should be returned to him not later than two weeks after the insertion of the advertisement.  
K. R. PILLING. [6375]

**W**IREMAN for specialised electronic instruments, some theoretical knowledge; Kilburn area.—Box 7221. [5358]

**R**ADIO & Television Service Engineer required by Selfridges, Ltd. Must be experienced and be able to drive.

PERMANENT, pensionable post for man under 45 years. Discount on most personal shopping.—Apply Men's Staff Controller, 2nd Floor, Provisions Building Somerset Street, W.1. [5397]



## The LESDIX latest model Crystal Set

Black or brown Bakelite case fitted tapered aerial coil litz wound, for long

or short aerial, germanium diode var. cond. transformer, plugs and sockets for aerial and earth connections, double headphones with headband cord and plug. All aerial tested, 30/-, post 2/6 write for leaflet.

**SEWING MACHINE MOTORS.** Brand new and guaranteed, 230 volts A.C., radio suppressed, with fixing bracket for any ordinary sewing machine, foot switch and needle-lite, £7/5/-, post 3/6.

**TERRY ANGLEPOISE LAMPS.** For drawing boards or workshop; stay in any position; for wall or machine fixing, B.S.C. Lampholder, shade, resistance, flex and cord, 35/-, post 2/6.

**TRANSFORMERS.** Auto or double wound made to specification, or write for list of stock sizes. Offered at bargain prices.

**RESISTANCES.** Wire wound for Dimming or Power Regulation. Made to order, or write for list of stock sizes.

**MOTORS, DYNAMOS, TRANSFORMERS WAVEMETERS, AMMETERS, VOLTMETERS,** etc. Send us your enquiries.

The price of our 24 volts D.C. input 023 volts A.C 50 cycles output, 100 watts

### ROTARY CONVERTER

is £4.5.0 carr. 5/-.

Owing to a damaged figure in our October advertisement, in some copies, this was not clear

## Leslie Dixon & Co.

Dept. A, 214 Queenstown Road, London, S.W.8

Telephone: MACaulay 2159

## QUARTZ CRYSTAL UNITS



Type B7

The type B7 unit is mounted in the standard B7G valve envelope and is hermetically sealed and fully evacuated.

Available for the frequency ranges from 100 kc/s. to 500 kc/s. and from 3 Mc/s. to 16 Mc/s. Gold electrodes applied by cathodic sputtering give permanence of calibration. Normal adjustment accuracy 0.01% Max. adjustment accuracy 0.003%. Early delivery can be given of some frequencies, and we will be pleased to quote for your specific requirements.

### THE QUARTZ CRYSTAL Co. Ltd.

63-71 Kingston Road, NEW MALDEN, SURREY

Telephone: MALDEN 0334

Cables, etc. QUARTZCO NEW MALDEN [5397]

TELE-RADIO (1943) LTD

STEEL METER CASES WITH ALUMINIUM PANEL, SLOPING FRONT

Table with 2 columns: Case size and Price. 4in. x 4in. x 4in. 8/6, 5in. x 5in. x 8in. 13/6, 6in. x 6in. x 12in. 22/6

SMALL STEEL TEST METER CASES WITH ALUMINIUM PANEL

Table with 2 columns: Case size and Price. 4in. x 4in. x 2 1/2in. 6/-, 6in. x 4in. x 3in. 8/-, 8in. x 6in. x 3in. 10/-, 10in. x 6in. x 2 1/2in. 12/-

STANDARD STEEL CASES WITH ALUMINIUM PANEL

Table with 2 columns: Case size and Price. 10in. x 7in. x 7in. 22/6, 16in. x 9in. x 8in. 45/-, 12in. x 7in. x 7in. 25/-, 16in. x 11in. x 8in. 51/6, 14in. x 7in. x 7in. 32/6, 19in. x 11in. x 10in. 55/-, 14in. x 9in. x 8in. 41/6

18 S.W.G. ALUMINIUM CHASSIS

Table with 2 columns: Case size and Price. 8in. x 6in. x 2 1/2in. 7/6, 14in. x 5in. x 2 1/2in. 9/6, 10in. x 6in. x 2 1/2in. 8/3, 14in. x 8in. x 2 1/2in. 10/6, 12in. x 8in. x 2 1/2in. 8/6, 14in. x 10in. x 2 1/2in. 11/-, 12in. x 8in. x 2 1/2in. 8/6, 17in. x 10in. x 2 1/2in. 12/6

18 S.W.G. STEEL CHASSIS

Table with 2 columns: Case size and Price. 14in. x 8in. x 2 1/2in. 9/8, 17in. x 10in. x 2in. 11/3, 14in. x 10in. x 2 1/2in. 10/3, 17in. x 10in. x 3in. 12/6

FULLY DRILLED CHASSIS FOR WILLIAMSON AMPLIFIER

27/6

G.E.C. OSRAM "912 PLUS" AMPLIFIER DRILLED CHASSIS

21/-

G.E.C. OSRAM "912 PLUS" FRONT PANEL

14/6

"PANL" CRACKLE PAINT, BLACK, 3-per tin.

11/6

ELLISON TRANSFORMERS ALL 200-250 v. PRI. UPRIGHT MOUNTING

P20. Sec. 250 v. 20 m/a., 6.3 v. 1 a., 5 v. 1.5 a. 23/-

P21. Sec. 250 v. 30 m/a., 6.3 v. 2 a., 5 v. 2 a. 24/9

MT162. Sec. 250-0-250 v. 60 m/a. 6.3 v. 3 a., 5 v. 2 a. 25/6

MT137. Sec. 250-0-250 v. 120 m/a., 6.3 v. 7 a., 5 v. 3 a. 40/6

MT123. Sec. 300-0-300 v. 110 m/a., 6.3 v. 2 a. C.T., 0-5-6.3 v. 2 a. 43/-

MT190. Sec. 350-0-350 v. 120 m/a., 6.3 v. 5 a. C.T., 5 v. 3 a. 43/9

MT178. Sec. 350-0-350 v. 150 m/a., 6.3 v. 5 a. C.T., 5 v. 5 a. 53/6

WMT175. Sec. 425-0-425, 150 m/a., 6.3 v. 5 a. C.T., 5 v. 3 a. 69/3

FT53. Sec. 6.3 v. 1.5 amp. 0/3

FT58. Sec. 4 v. 6.3 v. 3 amp. 21/6

CR44. Sec. 13 v. 5 amp Isolation 17/3

FT56. Sec. 2-3-6.3-8.5 v., 2 a. Isolation 24/-

SP70. Sec. 6.3-12 v. 3 a. 23/6

AT96. 60 watt auto. 22/6

AT92. 100 watt auto. 33/-

TC76. 10 h. 150 m/a. choke. 28/9

TC74 30 h. 20 m/a. choke 18/9

Woden 40 h. 50 m/a. choke 12/6

Mains Transformer, drop through, 350-0-350 v. 60 m/a., 6.3 v. 2.5 a., 5 v. 2 a. Standard Primary 14/6

SUNDRIES

0-15 v. A.C. Meter, Moving Iron 10/6

0-30 H.A. Meter 7/6

London Channel T.V. Pre-Amplifier 21/-

(1 valve EF42 or equivalent)

E.M.I. Variable Selectivity I.F.T.s, pair 6/6

BRAND NEW DEFIANT P148

78 R.P.M. Playing Desk

with Magnetic pick-up in handsome Walnut Cabinet £5. 10. 0

2K Colvern 15-watt Precision Potentiometers 8/6

FULL RANGE OF TELETRON COILS Postage & Packing extra. C.W.O. or C.O.D

TELE-RADIO (1943) LTD

189 EDGWARE ROAD, LONDON, W.2. Phone: PAD. 4455/6.

Shop hours: Mon.-Sat. 9 a.m.-6 p.m., Thursday 9 a.m.-1 p.m.

SITUATIONS VACANT

ULTRASONIC research and development.

THERE are progressive posts for young physicists or engineers in an expanding department concerned with the application of ultrasonics to non-destructive testing; energy and ability more important than qualifications but degree standard desirable; some electronic aptitude a distinct advantage.

SALARIES will be paid according to qualifications, experience and ability but are based on generous scales and adequate payment during illness and pension schemes, etc., are in operation.

APPLICATIONS can be made in strict confidence and should include details of education, experience, age and salary required and be addressed to:

PERSONNEL Manager, Kelvin & Hughes, Ltd., New North Rd., Barking, Essex. [5404

E.M.I. ENGINEERING DEVELOPMENT, Ltd.

COMPONENTS Liaison Engineer.—A vacancy has arisen at our Feltham branch for a man, preferably with a H.N.C. or Inter-B.Sc. and without N.S. commitments, who will be prepared and able, after a suitable training period to discuss components for radio and electronic equipment with senior engineers and outside suppliers. The salary and opportunities in this pensionable post are good.—Apply in the first instance to Personnel Dept. (ED/260), E.M.I. Eng. Dev., Ltd., Blyth Rd., Hayes, Middx. [5548

E.M.I. ENGINEERING DEVELOPMENT, Ltd.

EXPERIENCED Valve Engineer.

AN interesting vacancy has arisen at the company's Feltham laboratories for a Valve engineer with 4-6 years' experience of both valves and micro-wave generators; applicants should be qualified and will have some knowledge of testing both in quantity, and for special purposes, will be able to design suitable test equipment, and have some applications experience. The salary offered for this pensionable post is attractive, and the prospects in this active and expanding concern excellent.—Please address your first reply to: Personnel Dept. (ED/252), E.M.I. Eng. Dev., Ltd., Blyth Rd., Hayes, Middx. [5547

ULTRA ELECTRIC, Ltd., Western Ave., Acton, London, W.3.

REQUIRE the following engineering staff for permanent, responsible posts in their expanding organisation; excellent conditions in modern laboratories, attractive salaries; pensions scheme.

1. TELEVISION Development. (a) SENIOR Engineers with good academic qualifications and experience in R.F. circuit design of pulse and scanning techniques. (b) JUNIOR Engineers with academic qualifications or development experience.

2. RADIO Development. RADIO Development Engineers with good academic qualifications and experience; some experience of AM/FM receiver design an advantage.

3. ELECTRONICS. (a) SENIOR Electronic Engineers capable of handling teams engaged on research and development of:— (i) U.H.F. and V.H.F. communication systems.

(ii) ELECTRONIC navigation systems. (iii) DEVELOPMENT of transistor applications.

(iv) INDUSTRIAL application of electronics. (b) JUNIOR Engineers with suitable qualifications and/or experience of work in the above fields.

4. SERVO Mechanisms. (a) SENIOR Engineers for the development of electric servo control equipment for application to aircraft. Knowledge of magnetic amplifier techniques desirable.

(b) JUNIOR Engineers to assist in above work. (c) LABORATORY Assistants required with a knowledge of instrumentation and component testing.

5. TEST Equipment. (a) DEVELOPMENT Engineers for design and development of production test equipment for T.V., radio or contract work. H.N.C. standard and experience.

(b) JUNIOR Engineers with qualifications and preferably with some experience. (c) LABORATORY Assistants for measurements section; experience of calibration and certification of electronic equipment essential.

6. MECHANICAL Laboratory. JUNIOR Development Engineers for mechanical test laboratory work; should have practical training. O.N.C. or equivalent qualification. Drawing office experience an advantage.

APPLICANTS are requested to write to the Personnel Manager mentioning the post desired and give full details in confidence—including experience, qualifications, age and salary required; Saturday morning interviews arranged if desired. [5507

NAVAL radar: experienced engineers recruited for testing and maintenance of H.M. ships; must be willing to travel.—Box 7345. [5538

EXPERIENCED TV engineers required, must drive; salary from £650 p.a.—Apply E. Coyne, 120, Ladbroke Grove, W.10. Bay. 1947. [5223

RADIO Technicians, experienced in testing and faultfinding wanted for work in modern well-equipped factory on south coast; permanent jobs for good men; write stating fate required.—Box 6922. [5521

RELAYS TYPE 3000



BUILT TO YOUR SPECIFICATION—EARLY DELIVERY—QUOTATION BY RETURN—PLEASE STATE RESISTANCE OF COIL REQUIRED AND CONTACT BUILD UP.

VOLTAGE REGULATORS. Input 230 v. A.C. 21 amp. Output 57.5 v. to 228 in 18 steps with current limiting reactor. These variable transformers are brand new and not removed from equipment. £12 each, carriage 10/-.

VARIAC TRANSFORMER type 80 CO oil filled. Input 200/240 v. Output 220 v. 7.5 amps. £28/10 each, carriage 7/6.

VERNIER DRIVES. Muirhead, scaled 0-180 deg. 38 to 1, diam. 3 inch, 10/16. Post 1/-.

VENTAXIA EXTRACTION FANS, 6 brand new complete with cow 12 v. D.C., 6in. diam. blades, silent running. Ideal for caravans, etc. £4/10 each. Post 2/6.

AERIAL ROD SECTIONS, heavy copper plated, 12in. long any number can be fitted together. 17/6 doz. Post 6/-.

P.M. SPEAKERS 10 inch. In portable case with flex and plug in own compartment 50/-. Carriage 5/-.

P.M. SPEAKER. 12 inch Hiessey units, special price 32/6 each. Post 1/6.

RELAYS, HIGH SPEED SIEMENS 1,700-1,700 ohms, just the job for radio controlled models, 17/6 each. Post 1/-.

MICROPHONES, moving coil model T.50 for BC6ME Amplifier brand new, 60/- each.

WAFER SWITCHES. Miniature, 2 pole 6 way, 3 pole 3 way, 4 pole 2 way, 1 pole 12 way. All at 2/6 each. Ceramic Types, 2 pole 12 way, 10/16, 12 pole 3 way, 15/-, 4 pole 4 way 9/-, 1 pole 3 way 4/-.

VALVES—SPECIAL OFFER. 5U4G ... 8/6 6K7M ... 8/6 6X5GT ... 9/- 5Z4G ... 9/- 6SL7GT 9/6 807 ... 10/6 6AM6 ... 8/6 6SN7GT 11/- 6F39 ... 9/6 6J5G ... 6/6 6V6GTG 9/- 6F60 ... 5/6

CONDENSERS, METALMILK, 350 vt. wkg., .001, .002, miniature, 12/- doz., .005, .01, .02, 10/- doz., .05, 12/- doz., 1, 13/6 doz., .25 Metalpack, 16/- doz., 1.0 Metalpack, 24/- doz.

TEST METER FSD 1M/A. Scaled 0/100. Resistance 75 ohms 2 1/2in. Flush Round. Fitted in metal case 7in. x 5 1/2in. x 2 1/2in. Ideal for making a universal Test Meter. 35/-, Post 2/-.

GENALEX EXTRACTION FANS. 230/250 volt, 50 cy. Induction motor 1,350 r.p.m., 85 watts, 9in. blades, silent running £20/15/-. Carriage 7/6.

CELL TESTING VOLTMETERS. 3-8 v. volts. In leather case with prods. 25/-, Post 2/-.

RATIO ARM UNITS by H. W. Sullivan. Brand new. 600 ohms + 600 ohms. 50/-, Post 2/-.

WHEATSTONE RESISTANCE BRIDGE. Mangan in. 1 to 10,000 ohms. Plug type. £5.

GALVANOMETER. Mirror type, 5 Microamps FSD. Table Model in case 8 x 5 1/2 x 5 1/2in., scaled 0/5, 0/25, 0/125 microamps. £10.

MICROAMMETERS. 250 FSD 3 1/2in. FLUSH MODEL S37. Specially scaled for test meters. Knife edge pointers, magnetic shield. Brand new, 55/-.

RACKS P.O. STANDARD for 19in. panels. Steel channel slides, correctly drilled. Heavy angle base. Height 4ft. 10in. or 6ft.

ELECTRO MAGNETIC COUNTERS. Post Office type 11A, counting up to 9,999, 2 to 6 volts D.C. 3 ohm coil, 12/6 each. Post 1/-.

SLOW MOTION DIALS. 6in. Scaled 0-100, reduction 200 to 1 or direct, 5/6 each. Post 1/6.

VOLTMETERS. 0/300 for A.C. Mains 50 cy. Clear 5in. dial, 60/-; 0/15 volts A.C./D.C. 2 1/2in. flush, 15/6.

VOLTMETERS. 0/300 D.C. 2in. flush square with external resistance, 10/6; post 1/-. Easily converted to read A.C. by using a 5 Milliamper meter rectifier, 4/6. Post 6d.

VOLTMETERS. 0-20 M.C.2. Flush 10/6. Post 1/-, also 0/300 2 1/2in. round with 1 M/A movement, 30/-.

INSTRUMENT RECTIFIERS. Full Wave Bridge 1 m/A., 8/6 each. 5 m/A., 7/6 ea., 50 m/A., 5/- ea.

HEADPHONES. HIGH RESISTANCE 1,400 ohms. Type CHR. New 12/6 pair. Post 1/6.

LISTS AVAILABLE. Meters, Potentiometers, Resistances. All types including High Stability Carbon and Wire wound Send large S.A.E.

L. WILKINSON (CROYDON) LTD. DEPT W.W 19, LANSDOWNE ROAD, CROYDON

NEW S.T.C. AND "WESTALITE" SELENIUM RECTIFIERS Largest L.T. range in Great Britain. Latest Current Products. NOT Surplus.

CURRENT PRICE LIST

INCLUDING 7 1/2% INCREASE

S.T. & C. E.H.T. K3/15, 4/9; K3/45, 8/10; K3/50, 9/4; K3/100, 15/10; all post 4d. extra. BRIDGE CONNECTED FULL WAVE. 17 v. 1.2 a., 17/6; 1.6 a., 28/-; 2.5 a., 31/-; 3 a., 32/6; 4 a., 37/6; 5 a., 40/6; all post free. 33 v. 0.6 a., 26/-; 1 a., 30/-; 1.5 a., 48/6; 2 a., 55/-; 3 a., 56/-; 4 a., 67/-; 5 a., 72/-; all post 1/3. 54 v. 1 a., 41/6; 1.5 a., 67/-; 2 a., 74/-; 3 a., 75/-; 5 a., 85; 72 v. 1 a., 53/-; 1.5 a., 84/-; 2 a., 87/-; 3 a., 99/-; 5 a., 132/-; 100 v. 1 a., 75/-; 1.5 a., 86; 2 a., 138/-; 3 a., 144/-; 5 a., 188/-; all post 1/6. BRIDGE CONNECTED WITH 7 1/2 IN. SQUARE COOLING FINS. 17 v. 6 a., 53/-; 10 a., 60/-, post 1/10. BRIDGE CONNECTED HEAVY DUTY FUNNEL COOLED, OR 7 1/2 IN. SQUARE COOLING FINS. Both types, same price. 17 v. 12 a., 110/-; 20 a., 126/-; 30 a., 176/-; 50 a., 275/-; 33 v. 6 a., 98/-; 10 a., 112/-; 12 a., 180/-; 20 a., 202/6; 54 v. 6 a., 130/-; 10 a., 152/-; 72 v. 6 a., 166/-; 10 a., 192/-; 100 v. 6 a., 237/6; 10 a., 275/-; all post 2/2.

"WESTALITE" (BRIDGE), 12-15 v. D.C. 1.2 a. 17/-; 2.5 a., 29/10; 5 a., 34/-; 10 a., 58/8; 20 a., 107/-; 30 a., 155/8; 50 a., 252/-; 24 v. 1.2 a., 17/-; 2.5 a., 29/10; 5 a., 54/10; 10 a., 99/8; 20 a., 189/4; 36 v. 1.2 a., 29/10; 2.5 a., 54/10; 5 a., 75/2; 10 a., 140/6; 100 v. 2.5 a., 104/10; 5 a., 178/-; 10 a., 356/-. E.H.T. RECTS., 14D, 134, 23/8; 36 EHT 60 34/2; 18RA, 1-1-16.1, 11/10; all post extra.

Wholesale and Retail.

Special Price for Export and Quantity

T. W. PEARCE

66 GREAT PERCY STREET, LONDON, W.C.1 Off Pentonville Rd. Between King's Cross and Angel

THE OSRAM NINE-ONE-TWO AMPLIFIER INSTRUCTION BOOK and HIGHEST QUALITY COMPONENTS

Available from

COVENTRY RADIO

189, DUNSTABLE ROAD, LUTON.

'Phone: 2677.

Price 3/6, plus 3d. postage also

Our 1954-55 Component Catalogue at 1/-

ENGINEERS!

Whatever your age or experience, you must read "ENGINEERING OPPORTUNITIES." Full details of the easiest way to pass A.M.I.Mech.E., A.M.I.C.E., C. & G. (Electrical, etc.). General Cert., etc., on "NO PASS—NO FEE" terms and details of Courses in all branches of Engineering—Mechanical, Electrical, Civil, Auto., Aero., Radio, etc., Building, etc. If you're earning less than £15 a week, tell us what interests you and write for your copy of "ENGINEERING OPPORTUNITIES" today—FREE

B.I.E.T.

187 College House, 31, Wright's Lane, London, W.8.

BRITISH INSTITUTE OF ENGINEERING TECHNOLOGY

SITUATIONS VACANT

DEVELOPMENT engineer required in Reading area, for small transformer production and design; excellent prospects.—Apply Box 6931.

FOREMAN to take charge of shop manufacturing small electronic transformers.—Wardray & Co., Stanley Rd., Hendon, N.W.3

THE Independent Television Authority invites applications for the post of transmitter and aerial engineer in its headquarters establishment.

APPLICANTS should be fully qualified professional engineers with first-class technical knowledge and practical experience of the specification, design, constructional technique, installation and testing of high power V.H.F. vision and sound transmitters and preferably also of television transmitting aerials and their associated transmission line systems; some experience in the siting and overall planning of complete transmitting stations would be a great advantage; the salary will be in the neighbourhood of £1,800 per annum but may be somewhat more in the case of a man of appropriate calibre; there will be a pension scheme.

APPLICATIONS stating age, qualifications and experience should be sent to the Authority, 14, Princess Gate, London, S.W.7.

RADIO telephone service engineer, must be experienced, commencing £650.—Fudon Electronic Devices, Ltd., Knights Hill Square, S.E.27.

RADAR.—Ex-Radar or wireless fitters required for interesting electronic projects with expanding company.—Apply Chief Engineer, Box 7143.

T/V Engineer, fully experienced, able to drive; salary £12 p.w.—Apply Radio & Electrical Services, 35, Westbury Ave., Wood Green, N.22. Tel. Bowes Park 2068.

EXPERIENCED radar engineer required to take control of installation planning and maintenance work for R.A.F. and Admiralty contracts.—Box 7346.

ELECTRICAL engineer, conversant with transformer design and manufacture, required by J. Lansham Thompson, Ltd., 88, High Rd., Bushey Heath, Watford, Herts.

The post offers ample scope for initiative and promotion by ability.

Apply in writing to the Chief Engineer, stating age and full details of experience.

TV engineers required, skilled men and improvers; good wages and prospects.—Apply: Mr. Lester, Imhofs, 112-116, New Oxford St., W.C.1. Museum 7878.

RADIO engineer/mechanic, first class 12 months overseas; excellent opportunity large firm engineers; write experience, references, age, Box 6338.

THE International Civil Aviation Organisation (I.C.A.O.) invites applications for appointments in United Nations' Programme of Technical Assistance to Underdeveloped Countries in Middle East and South East Asia as below:

RADIO Technician-instructor: minimum 10 years varied practical experience in aeronautical telecommunications equipment; ability to give theoretical and on-the-job instruction. Salary £2,143-£2,527.

RADIO Operator Expert: minimum 10 years practical experience as aeronautical radio operator, supervisor and instructor. Salary £2,143-£2,527.

RADIO Engineer: minimum 10 years varied experience as aeronautical telecommunications engineer; university graduate or professional equivalent. Salary £2,366 initially.

DURATION of appointments two years with possible extension.

ALL salaries are free of tax. Allowances for installation, housing and children. Free passages for appointees and dependants. Generous leave privileges.—Write to Ministry of Labour and National Service, 26-28, King St., for application forms quoting A.12/ICAO and specifying the post desired.

ELECTRONICS.—Test engineers are required to work on a number of interesting projects; must be capable of working with minimum supervision.—Apply Chief Engineer, Box 7144.

RADIO service mechanics required by Smiths (Radomobile) Ltd., for many parts of the country.—Write details of experience and qualifications to Personnel Officer, Goodwood Works, North Circular Rd., London, N.W.2.

SENIOR engineer required by first-class dealer, experienced all leading makes, good salary and permanent position in a respected private business. E. P. Fox, Ltd., East Molesey, Surrey, Molesey 2721.

ELECTRICAL or electronic engineer required by progressive engineering company in Gloucestershire; degree standard or equivalent; interesting development work on induction heating and other projects.—Apply Box 7222.

TELEVISION: leading and progressive Murphy dealers need men with good theory background and able to drive, even if little practical experience. Good salary, conditions and prospects.—Singer's, Mal. 6408.

RADIO/Television service engineers; vacancies exist in modern service department of leading radio retailers; permanent positions with accident and sickness benefits and pension scheme; commencing salary £10-£15 per week according to experience and qualifications.

APPLY to Leytonia Radio, Ltd., Head Office, 828, High Rd., Leyton, E.10.

BEST VALUE YET!

For 2/6 only

- our 1955 Supa-Handbook, "The Home Constructor" (76 pages), now incorporates:—
★ 20 CIRCUITS—Superhets.—Sets, Amplifiers, Feeder Units, Test Equipment, etc
★ SUPERHETS—Full constructional details, wiring diagrams for building a variety of superhets.
★ COIL PACK—Full constructional details for building a superhet coil pack.
★ CAR RADIO—Full constructional details.
★ BATTERY CHARGER—Details for building a CREEP charger.
★ RADIO GEN—Pages of information, Resistance, Colour Code, Formulae, and "know-how."
★ RADIO CONTROL—General information and RADIOGRAM Constructors list.
★ CATALOGUE—Profusely illustrated price list of components including:—
★ SUPACOILS—Variable iron dust cored coils, 10-30, 16-50, 30-75, 75-200, 190-350, 800-2,000 metres. Aerial H.F. or Onc. 3/6 each.
★ SUPACOLL PACK—All wave (L/M/S) superhet pack—single hole fixing—recomended for numerous receivers—ready aligned. 47/5.
★ 40 SUPACOLL PACK—Similar to above. For use with superhets having an R.F. stage. (Either of above can be supplied to order to cover any 3 wavebands from our range.)
★ EQUIPMENT LEAFLET 10 gives full easy instructions for YOU to make both these packs. 1/6.
★ STOP PRESS! EQUIPMENT LEAFLET 11—building our new 4-valve battery set. Price 1/6
★ The most helpful book in the Trade.
★ SUPACOILS (DEPT. W.12)
21, Markhouse Road, London, E.17
Telephone: KEY 6896

BASS REFLEX CABINETS

Walnut, Mahogany or Oak, veneered, 30-in. high. For 8-in. Speakers, 10-in. Speakers, 12-in. Speakers. £9-0-0d. | £9-10-0-d. | £10-0-0d. carriage paid

FOR BUYERS ABROAD

We now have a collapsible Tropic Proof Model of our Standard Bass Reflex Cabinet. (Patent Pending)

GOODMANS & G.E.C.

Full range of cabinets for these speakers. You can see your cabinet being made in our cabinet-making workshop.

Cabinets made to order. Armstrong Chassis and Amplifiers. The Leak TL10 Amplifier.

LOUDSPEAKERS.

Open till 5.30 Saturdays.

A. DAVIES & CO. (Cabinet Makers)

3 Parkhill Place, off Parkhill Road, London, N.W.3. GULLIVER 5775.

METER REPAIRS



ALL TYPES and MAKES Single and Multi-Range METERS repaired; also converted and re-scaled to requirements.

Phone for immediate service THE ELECTRICAL INSTRUMENT REPAIR SERVICE

329 Kilburn Lane, London, W.9 Tel.: LADbroke 4168



## SOUTHERN RADIO'S WIRELESS BARGAINS

**TRANSCEIVERS.** Type "38" (Walkie-Talkie). Complete with 5 valves. In metal carrying case. Ready for use. Less external attachments. 30/- per set.

**ATTACHMENTS** for use with "38" **TRANS-RECEIVER: HEADPHONES 15/6; THROAT MICROPHONE** with lead and plug, 4/6; **JUNCTION BOX 2/6; AERIAL 2/6; SPECIAL OFFER** of used "38" **TRANS-RECEIVERS** less valves but complete with **ALL COMPONENTS.** Excellent for **SPARES.** 11/6 per set. P. & P. 2/-.

**TRANSCEIVERS.** Type "18" Mark III. **TWO UNITS** (receiver and sender) contained in metal case. Complete with six valves, micro-ammeter, etc. **LESS EXTERNAL ATTACHMENTS.** 4/10/-.

**RECEIVERS.** Type "109." 8 Valve S.V. receiver with **VIBRATOR PACK** for 6 volts. Built-in speaker. **METAL CASE.** 4/5.

**BOMBSIGHT COMPUTERS.** Ex R.A.F. BRAND NEW. A wealth of components. **GYRO MOTORS; REV. COUNTERS; GEAR WHEELS;** etc., etc. Ideal for model makers, experimenters, etc. 4/3.

**LUBBRA HOLE CUTTERS.** Adjustable 2in. to 3 1/2in. For metal, wood, plastic, etc. 6/6.

**RESISTANCES.** 100 ASSORTED **USEFUL VALUES.** Wire ended. 12/6 per 100.

**CONDENSERS.** 100 ASSORTED. Mica, metal tubular, etc. 15/- per 100.

**PLASTIC CASES.** 14 x 10 1/2in. Transparent. Ideal for maps, display, etc. 5/6.

**STAR IDENTIFIERS.** Type I A-N. Covers both hemispheres. In case. 5/6.

**CONTACTOR TIME SWITCHES.** In sound-proof case. Clockwork movement, 2 impulses per sec., thermostatic control. 11/6.

**REMOTE CONTACTORS** for use with above. 7/6.

**MORSE TAPPERS.** Standard 3/6. Midget 2/9. Postage or carriage extra. Full list of **RADIO BOOKS** 2/6.

**SOUTHERN RADIO SUPPLY LTD.**  
11 LITTLE NEWPORT STREET  
LONDON, W.C.2 Gerrard 6653

## THE INSTRUMENT MODEL

Specially designed for soldering operations in the compact assemblies used in present day radio, television and electronic industries.

Weight 3 1/2 oz. excluding flexible Length 9in. 25 Watts. Voltage range 12-50

24/-  
100-240

22/-

interesting features

1. Bit 3/8" diameter, simple to replace.
2. Steel cased element, also replaceable.
3. Detachable hook for suspending iron when not in use.
4. Moulded two part handle, remains cool in use.
5. Six ft. Henley Flexible.



**HENLEY SOLON**  
ELECTRIC SOLDERING IRONS

W. T. HENLEY'S TELEGRAPH WORKS CO. LTD  
51/53, Hatton Garden, London, E.O.1

### SITUATIONS VACANT

**ELECTRONIC** Engineers for test and development work are required in our Huntingdon factory; a personal interest in high fidelity an advantage; possible assistance with accommodation if required.—Apply Acoustical Mfg. Co., Ltd., St. Peter's Rd., Huntingdon. [5290]

**EXPERIENCED** radio testers and inspectors required for production of communication and radio apparatus, also instrument makers, wireners and assemblers; for factory test apparatus.—Apply Personnel Manager, E. K. Cole, Ltd., Ekco Works, Malmesbury, Wilts. [0238]

**EXPERIENCED** TV/radio engineer to take charge service dept. with old-established progressive retailers, good wages, prospects and conditions for suitable man; write fully in first instance.—Nicklins, Square, Barnstaple, North Devon. [5390]

**RADIO** Valve Engineers required for senior positions on development with London company; experience of this type of work essential; starting salary ranging from £750 to £1,000 according to ability.—Apply Box 5649 [5136]

**ENGINEER** reqd. to set up Service Dept. for electric control gear and to advise on design for serviceability; suit adequately qualified R.E.M.E. or R.A.F. officer, with experience of radar servicing; outer West London area; write full details to—Box 7043. [5330]

**MICHAEL** RADIO, Ltd., Slough, Bucks, have vacancies from time to time for electronic engineers to be engaged on Government projects; those wishing to be considered are invited to write fully to the Chief Engineer, Equipment Division. [0198]

**RADIO** Development Engineer (Senior) required. Fully experienced and able to work on own initiative. Excellent prospects with permanency. Pension scheme.—Masteradio, Ltd., Fitzroy Place, London, N.W.1. Tel. Eus. 2628. [5242]

**DRAGHTSMAN/Section-leader** required in small drawing office, electrical and radio experience essential.—Apply in writing to The Personnel Manager, A. H. Hunt (Capacitors) Ltd., Bendon Valley, Garratt Lane, Wandsworth, S.W.19. [0059]

**RADIO** and television engineers; radio and television service engineers required for a busy and expanding service department; clean current driving licence preferred but not essential; high standard of technical ability essential.—Please apply Box 6718. [5282]

**ASSISTANT** service engineer required, able if required to take charge busy service dept. handling all makes radio, TV, etc.; top salary paid; good conditions.—Apply only if efficient to Electrical Services (Edgware), Ltd., 93, Edgware Rd., W.2. Pad. 2342. [5352]

**BELLING & LEE, Ltd.**, Great Cambridge Rd., Enfield, have a vacancy for an applications engineer (electrical) on the suppression of electrical interference; minimum standard required is Grad. I.E.E. or equivalent and preferably with an interest in radio matters.

**AGE** range 25/38, permanent pensionable position; applications in confidence to—The Secretary giving full details of education and experience, and some indication of the salary expected. [5324]

**ELECTRONIC** engineer, degree or equivalent, practical design experience of V.H.F. transmitters and receivers essential; small but rapidly expanding organization on South Coast (near Southampton).—Write full details, age, experience and salary expected to Box 5399. [0263]

**ENGINEER** required for work on TV distribution systems; experience of electrical contracting an advantage; TV experience, whilst an asset, is not essential; technical qualifications to O.N.C. (sect.) or equivalent.—Please apply Chief Engineer, Pye, Ltd., Cambridge. [5334]

**DEVELOPMENT** engineers and technical assistants required for design and development of an interesting variety of aircraft components, comprising equipment for aircraft fire protection, for the suppression of explosions in aircraft and for associated projects of a similar nature.

**APPLICANTS** must have experience in development work in the field of light electrical/electronic engineering; qualifications should be a degree or equivalent for the posts of development engineer, H.N.C. or equivalent for the posts of technical assistant.

**THE** positions offer good salaries with pension scheme, prospects and excellent working conditions in a medium-size factory situated in open country adjacent to the company's sports field; canteen facilities.

**APPLY** in writing in the first instance to: **CHIEF** Development Engineer, Poyle Mill Works, Goinbrook, Bucks. [5316]

**A** **SERVICING** engineer with a thorough knowledge and experience of the Domestic Electrical Appliance trade is required to establish and develop a new and interesting department in a nationally known concern with offices in N.W. London area. Applicants should preferably have as a minimum the ordinary National Certificate, and must have had sound practical workshop experience. This is a good opportunity for a man who has the technical and administrative ability coupled with the drive, initiative and enthusiasm to develop this new side of the company's business. The post is pensionable and a good salary will be paid to a man with suitable qualifications.—Applications, giving full particulars, should be addressed to Box WW948, LFE, 55, St. Martin's Lane, W.C.2 [5394]

## GALPIN'S ELECTRICAL STORES

408 HIGH STREET, LEWISHAM, S.E.13

Tel.: Lee Green 0309. Nr. Lewisham Hospital.

TERMS: CASH WITH ORDER (No. C.O.D.)

All Goods sent on 7 days approval against cash

Notice: Owing to increases in Freight and Copper Wire prices we have no alternative but to increase our prices accordingly; all prices quoted are carriage paid unless otherwise stated.

**MAINS TRANSFORMERS.** Input 200/230 volts OUTPUT 0/9/18 Volts, at 3/4 amps., 25/- each; another output 12 1/2/0/12 1/2 volts 2 amps., 25/- each; another suitable for soil heating, garage lighting, etc., 0/14/17 1/2 volts, 20/25 amps., 52/6 each; another 4 volts 20 amps. twice, 35/- each.

**EX-GOVT. ROTARY CONVERTORS** 24 volts D.C. Input 50 volts 50 cycles, 1 phase at 450 watts. OUTPUT (complete with Step-up Transformer) from 50 volts to 230 volts, £13/10/- each.

**EX-NAVAL ROTARY CONVERTORS** 110 volts D.C. Input, Output 230 volts 50 cycles 1 phase 250 watts capable of 50 per cent. overload, in good condition, guaranteed weight approx. 110 lb. £13/10/- each.

**MAINS TRANSFORMERS** all 200/250' volts primaries (New) Heavy duty Output combination of 0/6/12/18/24/30/36 volts 4/5 amps., 38/6 each. Ditto 6/8 amps., 51/6 each. Ditto 15 amps. Output 75/- each. Another with combination of 0/6/12/18/24 volts 6/8 amps., 51/6 each. Ditto 10/12 amps., 58/6 each. Ditto 25/30 amps. Output 85/- each.

**MEDIUM SPOT WELDER TRANSFORMERS.** Input 200/250 volts, OUTPUT combination of 0/2/4/6/8/10/12 volts at 50/70 amps. £7/7/6 each. Ditto 120/150 amps. Output, £7/10/- each.

**PRE-PAYMENT I/- SLOT METERS** 200/250 volts A.C. 10 amp. size only, 100 per cent. overload set at 2d. per unit (guaranteed 12 months), £3/17/6 each. Ditto credit type 10 amps. only, 25/- each.

**RECTIFIERS FOR CHARGERS** 6 or 12 volts Output 2 amps., 9/6 each, 4 amps., 22/6 each, 6 amps., 36/- each. **MAINS TRANSFORMERS** to suit, 25/-, 30/- and 46/6 each respectively.

**EX-CANADIAN EX-GOVT. ROTARY TRANSFORMERS** No. 19 receiver. Input 12 volts D.C. OUTPUTS 275 volts 110 Mjamps.; also another output of 500 volts 50 Mjamps. completely smoothed, 30/- each.

**AUTO WOUND Voltage changer TRANSFORMERS.** Tapped 0/110/200/230/250 volts 200 watts, 48/6 each; 350 watts, 57/6 each; 500 watts, 76/6 each; 1,000 watts, £6/5/- each; 1,500 watts, £8/5/- each; 3,000 watts, £17/10/-.

**EX-R.A.F. ROTARY TRANSFORMERS.** Input 24/28 volts D.C. OUTPUT, 1,200 volts 70 Mjamps. 1/2 hour rating, 10/- each. Ditto 18/24 volts D.C. Input 450 volts 50 Mjamps. Output constant, 25/- each. These latter ones can be used as motors off A.C. mains with a little alteration.

**LARGE RECTIFIERS** output 50 volts 1 amp. with an input of 70/75 volts A.C., 10/- each. **EX-R.A.F. MORSE TAPPING KEYS,** 5/- each. **SINGLE EARPHONE** with carbon microphone 40 Ohms, 8/6 each.

**ROTARY CONVERTORS.** Input 24 volts D.C. Output 50 or 100 volts A.C. 500 cycles 1 phase at 300 watts, £8/10/- each.

**VOLTMETERS** Switchboard type, 6 inch scale, 0 to 200 volts, 25/- each. Ditto 0 to 100 volts, 25/- each.

**EX-R.A.F. I154 TRANSMITTERS,** complete with valves. Complete in TRANSIT CASE. AS NEW. 45/-.

**EX-GOVT. E.H.T. TRANSFORMERS.** Large type. Two transformers in one case in Oil Input 230 volts OUTPUTS 4 or 5.5 K.V. at 30 Mjamps., 6.3 volts 2 amps., 4 volts 3 amps., 2 volts 2 amps. These transformers can be used separately out of the case, size dismantled approx 3 1/2in. x 3in. x 3in. and 5 1/2in. x 5in. x 4 1/2in. £4/5/- each.

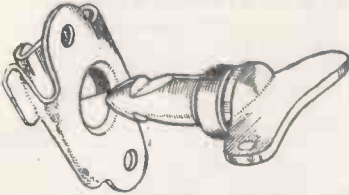
**ELECTRIC LIGHT SLOT METERS,** 6d. slot, for 5d. per unit 5 amp. size only 52/6 each, all for 200/250 volts mains (A.C.).

**ROTARY CONVERTORS (New)** 230 volts D.C. Input 230 volts A.C. 50 cycles 1 phase. Output at 8 amps., 2,000 watts, complete with starter, £35 each. C/forward.

**ANY TRANSFORMERS** made to order within 7 days from date of order. Please ask for quote. Numerous other items in stock. Please ask for quotation. Clients in Eire & Northern Ireland, please ask for quotation as to carriage charges. The above charges apply only to England.

# ODDIE FASTENERS

Pat. 507249



THIS FASTENER WITH ENDLESS APPLICATIONS—SIMPLE—POSITIVE SELF-LOCKING. MADE IN A VARIETY OF TYPES AND SIZES. SPECIAL FASTENERS TO SUIT CUSTOMERS' REQUIREMENTS. WIDELY USED IN THE RADIO INDUSTRY.

Illustrated brochure and other information will be gladly sent on request.

DEPT. "W.W."

Oddie, Bradbury & Cull Ltd., Southampton

Tel.: 55883 Cables: Fasteners, Southampton

## SITUATIONS VACANT

**TECHNICAL** instructor required for immediate employment holding first-class P.M.G. marine certificate and able to give instruction for the first-class flight radio operators' licence. APPLY London Telegraph Training College, Ltd., 20, Penyvern Rd., Earls Court, S.W.5. giving details of past experience. Tel. Fremantle 8721. [5304]

**TECHNICAL** Assistant required for radio-receiv. valve manufacture, experience desirable but training given; minimum qualification O.N.C. or Inter B.Sc.—Write, giving age and details of experience, to reference FM/W. Personnel Office. M.O. Valve Co., Ltd., Hammersmith, W.6. [5362]

**SENIOR** television development engineer with administrative experience required, capable of carrying out development projects with minimum supervision up to production stage. Kingston area—Write, giving full personal details, stating salary required, Chief Engineer, Box 5942. [0123]

**JUNIOR** Technical Assistant required by London chartered patent agents with a view to training for qualifying as a patent agent; degree standard in electrical engineering desirable.—Write, giving details of age, experience, etc., to Box 4055, c/o White's, Ltd., 72/78, Fleet St., E.C.4. [5291]

**ELECTRONIC** development engineers wanted for the design and development of test equipment for a leading London company; salary commensurate with experience, opportunity for advancement, pension scheme, etc.—Write giving full particulars of experience and salary required to Box 7187. [5351]

**ELECTRONICS:** technical author for instruction books on electronics and radar subjects, sound practical and theoretical knowledge, and ability to write good English essential; author-experience preferred, but engineers with suitable literary ability considered; London area.—Box 6898. [5309]

**SENIOR** and junior electrical and mechanical draughtsmen required for the electronics drawing office of the British Thomson-Houston Co., Blackbird Rd., Leicester.—Please apply in writing to Manager, Drawing Offices, British Thomson-Houston Co., Ltd., Rugby, giving details of age, experience, etc. [5295]

**TELEVISION** Service Engineers urgently required for field work in the following areas: west and south-west London, Southampton, Newbury, Derby and Exeter; must be fully conversant with all types of television receivers and hold clean driving licence.—Write in confidence to Box 7103. [5337]

**SENIOR** mechanical engineer wanted with first-class experience in design and development record players and changers; salary in region £2,000 p.a. to man with right ability and experience.—Give full details, age, education and last seven years' employment and experience, in confidence, to Box 7142. [5345]

**ELECTRONIC** engineer, interesting post, in new and expanding division of a large company, for an energetic engineer to lead a small team on design and development of pulse generators, wide band amplifiers, oscilloscopes and other instruments; West London suburb; commencing salary £1,000 p.a.—Box 6873. [5306]

**ELECTRONICS** Engineer, B.Sc. or H.N.C. for laboratory development work on miniature equipment using transistors, work in Slough/Marlow area, 5-day week, canteen, pension scheme, wide scope for energetic, versatile man with progressive ideas.—Full details of age, experience, salary required to Box 7308. [5378]

**ELECTRONIC** test and calibration engineer required, previous experience testing and calibrating audio frequency equipment preferred; ex-R.A.F. radar fitters invited to apply; write or pho. for interview.—L.M.E. Manufacturing Co., Ltd., Harlequin Avenue, Great West Rd., Brentford, Middx. (Ealing 1858). [5317]

**SENIOR** and Junior Electrical and Mechanical Draughtsmen required for the electronics drawing office of the British Thomson-Houston Company, Blackbird Road, Leicester.—Please apply in writing to Manager, Drawing Offices, British Thomson-Houston Company, Ltd., Rugby, giving details of age, experience, etc. [5180]

**TECHNICAL** writer and illustrator required for the preparation of service manuals and instruction books for commercial radio and television receivers; applicants must be capable of producing line drawings for block making purposes; London area.—Please reply, giving full details of past experience, to Box 6747. [5288]

**TECHNICAL** authors, senior and junior, required for the preparation of maintenance handbooks and technical sales literature for television, transmitting and receiving equipment; should have sound electronic background, preferably with television experience, and be able to write in clear, concise English, accurate descriptions of complex equipment. APPLY Chief Engineer, Pye, Limited, Cambridge. [5369]

**ENGINEERS** required to service industrial radio frequency heating equipment; good knowledge of basic radio theory essential. specialised training in company's products will be given; must hold driving licence; apply in writing stating age, full details of past experience and salary required.—Radio Heaters, Ltd., 46, Gray's Inn Rd., High Holborn, London, W.C.1. [5302]

# SPECIAL OFFER G.E.C. & B.T.H. GERMANIUM CRYSTAL DIODES

1/- each. Postage 2½d.

Diagrams and three Crystal Set Circuits free with each diode.

A large purchase of these fully GUARANTEED diodes from the manufacturers enables us to make this attractive offer.

**COPPER INSTRUMENT WIRE**  
ENAMELLED, TINNED, LITZ,  
COTTON AND SILK COVERED.

All gauges available.

B.A. SCREWS, NUTS, WASHERS,  
soldering tags, eyelets and rivets.  
EBONITE AND BAKELITE PANELS.  
TUENOL ROD, PAXOLIN TYPE  
COIL FORMERS AND TUBES.  
ALL DIAMETERS.

SEND STAMP FOR LIST, TRADE SUPPLIED.

**POST RADIO SUPPLIES**  
33 Bourne Gardens, London, E.4



**THE  
SERVICE ENGINEER'S  
FIRST CHOICE**

## Band III Convertors



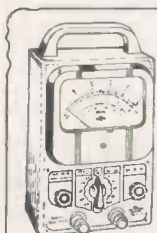
**TYPE 30**  
For Band III reception with any type of receiver. A sensitive beautifully designed unit completely enclosed with its own power supply. Price £8/5/- complete.

**TYPE 32 SWITCH UNIT**  
A remote control for mounting in or on the television receiver permitting switching from B.B.C. to I.T.A. programmes with the Type 30 converter unit mounted in any convenient position. Price £1/5/- complete.

**TYPE 33 CONVERTOR**  
A sensitive low noise converter unit as the Type 30, but including remote switch panel for One Band I and Two Band III stations. Price £10/2/6 complete. Leaflets with pleasure on request.

**SPENCER-WEST,**  
Quay Works, Gt. Yarmouth.

Telephone: 3009.  
Grams: Spencer-West, Gt. Yarmouth.



**PULLIN**  
SERIES 100  
TEST METER  
AC/DC 10,000 Ω/V  
21 RANGES  
100µA to 1000 V  
COMPLETE IN DIE-CAST  
CASE WITH TEST LEADS  
CLIPS AND PRODS  
FULLY GUARANTEED

SENT POST FREE FOR **£2.10s.**  
deposit & eleven further monthly  
payments of **£1.** Cash Price **£12.7.6.**

*Frith* **RADIOCRAFT Ltd**  
PHONE 58927  
69-71 CHURCH GATE LEICESTER


# SMITH'S of EDGWARE ROAD

Component Specialists since Broadcasting started offer the following, which are surplus to normal stock requirements:—

- Transformers, pri: — 100-120-150-200-230V. Sec. — 550-0-550V. 6.3V. 2A., 5V. 2a. Stack size 3½ x 3½ x 1½ in. thick ..... £4 15 0
  - 500 Ω ± 5% S.T.C. 4413 A/TFG Astatically Wound Resistors.....100 £1 5 0
  - 1µf Mansbridge type Capacitors, inverted mounting, 6½ x 3½ x 2½ in., 5,000V. D.C. wkg..... per doz. £1 10 0
  - Durawire "SCS" 14/36 Black Co-axial Cable, wall .6, O.D. 4.5, grade S1012..... per 500 yards. £8 10 0
  - Glass Tuning Scales, 16-50, 180-550, 1,000-2,000 metres, current wave-lengths ..... per 100 £2 0 0
  - 4½ in. Drums suitable for above per 100 £2 10 0
- Quotations for smaller quantities on request.

**H. L. SMITH & CO. LTD.**  
287/289 EDGWARE ROAD, LONDON, W.2  
Telephone: Paddington 5891

Hours 9 till 6 (Thursday, 1 o'clock)  
Near Edgware Road Stations, Metropolitan & Bakerloo



**E.M.G. INFINITELY VARIABLE STEEP-CUTTING FILTER**


No other filter combines all the advantages of this model which are, briefly, to cut response above any desired level between 4,000 and 8,000 c.p.s. at an average steepness of 30 db per octave, easy fixing (connects between 15 ohm speaker and amplifier output), robust construction, no distortion or appreciable loss of volume and cannot introduce hum. Recommended for reducing surface noise on '78' records, cutting 'edge' on some L.P. records, and eliminating high pitched interference on radio.

Price £4/10/- Leaflet on request  
Trade Enquiries Invited.

**E. M. G. HANDMADE GRAMOPHONES LTD.**  
6, Newman St., London, W.1. Museum 9971

**INSTANTANEOUS SOLDERING WITH THE 'SOLO' TOOL**

- COLD AT ALL TIMES EXCEPT AT INSTANT OF SOLDERING
- ONE-HAND OPERATION
- SOLDER TRIGGERS FROM REEL



Works from 4-6 volt supply, current passing only at instant of use. The "Solo" tool enables you to spot-solder swiftly and perfectly without dry joints and without waiting to heat up. Handle contains reel of standard cored solder, enough for 1,500 joints, which triggers through handle. Lead available.

SOLO TOOL with reel of solder, 37/6.  
Or 7/6 dep. and 3 monthly payments of 11/8  
MATCHING MAINS TRANSFORMER 28/3 or on terms with tool.

DE-LUXE OUTFIT with Solo Tool, Solder, Transformer, spare tips in sprayed steel case, etc. 85/-  
Or 10/- dep. and 6 monthly payments of 13/9

**GUARANTEED BRAND - NEW B.S.R. MONARCH UNITS**

YOURS FOR In maker's sealed cartons. Guaranteed. Standard Monarch 3-speed autochangers with Hi-G, T/O pick-up. Usually £13/10/-, OUR PRICE 25/- (regd. P. & P. 3/6).  
Or 25/- down and 8 monthly payments of 25/-.

POWER TOOLS ON TERMS. Send for Mondex Lists, FREE  
**MONDEX PRODUCTS LTD.**  
Dept. W-L 31  
5 GOSWELL ROAD, LONDON, E.C.1

**SITUATIONS VACANT**

**DECCA RADAR, Ltd.**, require technical electronic inspector for permanent and progressive staff post to take charge of a section; applicants must have H.N.C. or equivalent with a wide practical experience in a similar field.—Apply to the Personnel Officer, Decca Radar, Ltd., 2, Tolworth Rise, Tolworth, Surrey. [5284

**CANADA and Pakistan.**—Leading British cinema equipment manufacturers with world-wide interests invite applications for managerial technical posts in Toronto and Karachi; commercial experience desirable but not so essential as sound commonsense and good engineering background.—Applications in strict confidence to Box 7188. [5353

**ENGINEERS** (radio valves) are required for all grades of work on development, production and pre-production; experience necessary for senior appointments; no previous experience needed for the junior posts but O.N.C. or B.Sc. (Inter) minimum qualification.—T.A./8, Personnel Dept., M.O. Valve Co. Ltd., Brook Green, Hammersmith, W.6. [5105

**SENIOR** qualified communications engineer required by leading manufacturer of V.H.F. mobile communications equipment, London area; applicants should have sound theoretical and practical knowledge of latest V.H.F. techniques and experience in planning and establishing such communication networks.—[5303 fully to Box 6872.

**DECCA RADAR, Ltd.**, have vacancies for Technical Instructors in their school at Webber Street; applicants must have a sound knowledge of both radio and radar although previous experience of tutoring is not essential; please write for application form to—The Personnel Manager, Decca Radar, Ltd., 50, Southwick Bridge Rd., London, S.E.1. [5322

**ELECTRONIC** Engineers required for work on the application of radio valves for future development; work calls for vision and imagination combined with circuit experience; O.N.C. or Inter minimum qualifications; weekly or monthly staff vacancies available according to experience.—Quote EE/3—Personnel Dept., M.O. Valve Co. Ltd., Brook Green, Hammersmith, W.6. [5104

**AERIAL** development—Murphy Radio, Ltd., have vacancies in the electronics division laboratories for basic development work on V.H.F. and U.H.F. aerials; graduates with experience in the design of suppressed aerials for these bands are invited to reply, giving details of their experience, age, etc., to—Personnel Department (FCC), Murphy Radio, Ltd., Wellwyn Garden City. [5511

**INSTRUCTOR** in marine radio required; lecturing ability and technical standard equal to G. Radio III with telecons., Principles II expected; P.M.G. first class cert. an advantage. Salary based on Burnham Scale and Pension Scheme.—Apply by letter (marked "Staff"), stating full details in confidence to Principal, Marine Radio College, Overseas House, Brooks' Bar, Manchester, 16. [5395

**TELEVISION.**—Immediate vacancies in a new and expanding division of a large international organisation are available to men with proved experience and/or qualifications in television receiver servicing; technical work in London and occasional selling; a car and liberal expenses allowance are provided; starting £600 per annum, with good prospects; pension scheme.—Apply Box 7101. [5355

**CRAFTSMEN** for radio and television service required in Hereford, Wellington and Shrewsbury; applicants must be fully experienced in the repair and maintenance of all types of radio and television receivers; rate of pay at present 4/1 per hour; N.J.I.C. conditions.—Apply in writing to Mr. W. Winwood, Sub-Area Manager, Midlands Electricity Board, Spring Gardens, Ditherington, Shrewsbury. [5384

**RADIO** technicians required by International Aeradio, Ltd., for overseas service; permanent and pensionable positions; inclusive salary from £894 per annum to £1,373 per annum, tax free, according to marital status; free accommodation; kit allowance; free air fares; generous D.K. leave.—Qualified candidates, to whom replies only will be sent, please write, quoting R.T. to Personnel Officer, 40, Park St., W.1. [10262

**APPLICATIONS** are invited from engineers of Inter-B.Sc. or Higher National Certificate standard for investigational and development work on thermionic valves; 5-day week; staff pension scheme; modern welfare amenities.—Apply, giving full particulars of age, qualifications and experience, to Personnel Superintendent, The Edison Swan Electric Co., Ltd., Cosmos Works, Brimsdown, Enfield, Middlesex. [5247

**PULSE** engineers.—The Plessey Co., Ltd., has 2 vacancies for engineers with experience in pulse techniques for the testing of an electronic digital computer; training will be given to suitable applicants who will then be expected to use considerable initiative; previous experience with digital computers, radar or advanced television testing is desirable; subsequent further promotion will be encouraged to join design teams concerned with the design of future projects in this field; a commencing salary in the range of £750 to £900 per annum is envisaged and will depend upon previous experience and qualifications.—Applications in writing should be addressed to the Personnel Manager, The Plessey Co., Ltd., 11ford, Essex. [5356

**TV TUBES £5 6 Months' Guarantee**

**12in. T.V. TUBES.** By famous Int. Mfr. TETRODES, other types, TRIODES. 3 months' guarantee. £5 plus 15/6 ins. carr. (Please state make and type when ordering).

**14in. RECTANGULAR TUBES**, now £7/10/- (6 months' guarantee).

**17in. RECTANGULAR TUBES**, £12/10/-, plus 15/6 ins. carr. (6 months' guarantee). Callers see a picture working.

**12in. T.V. CHASSIS 97/6.** Easily adapted to channel 9 (I.T.A.). Drawings 2/6. Or free with order. Complete chassis by famous manufacturer (London or Birmingham). R.F. E.H.T. unit included. Owing to this chassis being in separate units (power, sound and vision-timebase interconnected) it is easily fitted to table or console model. This chassis is less valves and tube but see our catalogue for cheap valves by request. Carr. 5/- London (10/- Provinces).

**TIME BASE 10/6.** Containing scanning coil, focus unit, line trans., 10 controls, etc. Famous mfr. Drawings free. Post 2/6.

**"DENCO" R/GRAM.-GRAM CHASSIS.** 67/6, including 8in. P.M. speaker, 4 w/band, 5 valve s/het. Famous turret coil tuning, complete with dial and knobs. Carr. 4/6. Set of 5 valves 50/- extra. A.C. or Universal INTERNATIONAL OCTAL VALVES.

**RADIO-GRAM CHASSIS, 29/9.** Including 8in. speaker, 5 valve s/het, 3 w/band. A.C. mains or universal, complete less valves, tested, guaranteed. Free drawing with order. Post 4/6. Set of 4 knobs 1/6, etc.

**V.H.F. 1124 RECEIVER 17/6**, with 6 valves ex-W.D., new condition, 6 channel switching Receives T.V. sound, police, fire and amateurs, 30 Mc/s to 40 Mc/s. I.F. 7 Mc/s. Post 2/6.

**V.H.F. 1125 RECEIVER 7/9**, complete with valves. New ex-W.D. Post 2/3.

**V.H.F. 24 RECEIVER 10/6.** New ex-W.D. Complete with valves. Post 2/3.

**SPEAKERS 10/9.** 8in. std. P.M., 2-5 ohms or with matching O.P. Trans. 12/9 (guaranteed) Post 1/9.

**CINE PROJECTOR** cover, and stand, 12/9. New rexine covered. Complete with drawer, less handles. Ex. manufacturers stock, 16 1/2in. high 15in. deep, 6 1/2in. wide. Post 2/3.

**DUKES WONDER HEATED BLANKET KIT, 37/6.** Don't be cold this winter, make a heated blanket. Double bed size, switch and 5ft. mains flex, fitted, full instructions and diagram with each order.

**AMPLIFIERS, 57/6.** A.C./D.C. mains, 4 watts output, post 2/6. Complete ready to plug in.

**AMPLIFIERS, 77/6,** A.C. or A.C./D.C. mains 7 watts output, post 2/6. Complete ready to plug in.

**BARGAIN COIL** packs, 3/9. 3 band. Complete with 2 gang and new dial (similar drawing) FREE. P. & P. 2/-.

**MONEY BACK GUARANTEE DUKE & CO**  
621 ROMFORD ROAD, LONDON, E.12  
CWO or COD. TEL: GRA 6677

**YOUR METER DAMAGED?**



Leading Electrical Instrument Repairers to the Industry

Contractors to the Ministry of Supply and General Post Office. Repairs by skilled craftsmen of all makes and types of Voltmeters Ammeters, Microammeters, Multirange Test meters, Electrical Thermometers, Recording Instruments, etc. Quick deliveries—for speedy estimate send defective instruments by registered post to:—

**L. GLASER & CO. LTD.**  
Electrical Instrument Repairers  
96-100 ALDERSGATE STREET, E.C.1  
(Tel.: MONarch 6822)



**A SPECIAL OFFER OF AERIAL MASTS**

R.A.F. Type 50

**36 ft. HIGH**

Kits comprise:—

9 2in. dia. Tubular Steel (Copper Plated) Sections of 4ft. length, top-section and base, Pickets, Gays and Fittings.

Canvas Carrying Bags contain all items.

YOU can purchase this normally expensive MAST for a fraction of its cost, i.e.,

**£8.10.0 ONLY**  
(Carr. 7/6)

The MAST is particularly suitable to take aeriels for Tx., Rx., F.M. and T.V. (especially COMMERCIAL), and has many other uses.

Extra 4ft. sections can be supplied at 11/6 per section.

**HATTER & DAVIS (Relays) LTD. (Dept. WW)**  
126 Kensal Road, London, W.10.  
LADbroke 0666



The New Enclosure for Godmans Speakers in conjunction with their New Acoustical Resistance Unit.

**GABINETS for**

**R E C O R D S  
S P E A K E R S  
E Q U I P M E N T  
P Y E . B L K . B O X**

**Write for our New Catalogue**

From years of specialized production we have designed 34 cabinets, styled to suit all tastes, of reliable construction and pleasing appearance. Prices range from £5.10.0—£30. Easy payments.

**A. L. STAMFORD (Dept. A4)**  
20 COLLEGE PARADE, SALUSBURY ROAD,  
LONDON, N.W.6

**SITUATIONS VACANT**

**ELECTRONIC** Engineer required to take charge of technical development and activities of company in new factory close London, design and practical ability in V.H.F. band pass amplifiers, filter techniques, etc., of more importance than purely academic qualifications; well-equipped laboratory, exists; appointment with good salary and unusual prospects for most interesting and progressive career.—Box 6932. [0001]

**PROGRAMME** contractors for the Midlands and the North require engineering staff of all grades with knowledge of electronics and experience of TV for work in studios and outside broadcasting in London, Birmingham and Manchester.—Apply, giving details of training and experience to Associated British Cinemas (Television), Ltd., Technical Operations Division, Pathe House, 133-135, Oxford St., London, W.1. [5387]

**DRAUGHTSMEN** with experience in electronic equipment are urgently required for work on aircraft equipment by S. Smith & Sons (England), Ltd., giving details of training for suitable applicants; ideal working conditions in pleasant surroundings. Housing assistance, pension scheme, permanent positions.—Apply, Personnel Manager, S. Smith & Sons (England), Ltd., Bishops Cleeve, Nr. Cheltenham, quoting reference No 63/EN. [5122]

**REQUIRED** for service in Bangkok; Telecommunications Engineer with working knowledge of manual and automatic telephony, H.F. and V.H.F. radio equipment; the position calls for executive and sales ability; applicants preferably single, and between 25 and 30 years old; passages paid; provident fund; accommodation provided; transport assistance and leave at end of contract.—Write Box SE/95, c/o 95, Bishopsgate, E.C.2 [5250]

**TELECOMMUNICATIONS** Service Engineer required by British company in Aden; applicants should be at least up to City & Guilds Grade 3 standard and have practical experience of V.H.F. installation as well as maintenance; preference given to a single man under 30; salary £1,000 p.a. with free accommodation, medical attention, passages to Aden, leave in U.K.—Apply in writing stating nationality, personal details, education and experience to:— [5336]

**ELECTRONIC** Wiremen are required by Decca Radar to fill positions as technical assistants in their Research Division; these positions carry excellent rates of pay and the possibility of promotion to staff appointments; the work is of a varied and interesting nature, concerned with the development of modern navigational aids; there are good canteen facilities; British nationality essential; write, quoting reference RLAP/7, to—Decca Radar, Ltd., 2, Tolworth Rise, Surbiton, Surrey. [5328]

**BRITISH** West Africa.—The Distributors of the products of Philips electrical equipment in West Africa seek a young man for the post of assistant to the Manager in the Gold Coast; administrative ability plus a sound knowledge and experience of the marketing side of the business are the main requirements but preference will be given to those with a knowledge of Philips products; write in confidence giving full personal and professional details to:—Box 7040. [5327]

**TELECOMMUNICATIONS** Engineer.—British Company in Bangkok require a Telecommunications Engineer with working knowledge of manual and automatic telephony H.F. & V.H.F. radio equipment; the position calls for executive and sales ability; applicants preferably single, and between 25 and 30 years of age; passages paid; provident fund; accommodation provided, transport assistance and leave at end of contract.—Write Box OC/100, c/o 95, Bishopsgate, E.C.2. [5364]

**CIVILIAN** Instructors (male), Grade III, in the trades of air radio fitter, air radar fitter, air wireless fitter, ground radar fitter, ground wireless fitter and instrument fitter required by Air Ministry in provinces; appointments temporary but good prospects of becoming pensionable; trade training, practical experience and ability to teach are essential; pay £565 at age 26 rising to £695.—Apply to Air Ministry, S55(g), (CIV15) Cornwall House, Waterloo Rd., London, S.E.1. [5329]

**LABORATORY** assistant, male, required in the Human Physiology Division, c/o Medical Research Council Laboratories, Holly Hill, Hampstead, N.W.3. Min. qual. G.C.E. A level or equiv. with 4 passes (mathematics and science subjects essential); 3 weeks holiday with pay; knowledge of electronics essential, some experience of prototype development work an advantage.—Apply in writing, stating age and experience, to Administrative Officer at N.I.M.R., The Ridgeway, Mill Hill, N.W.7. (Quote Ref. AD/67.) [5370]

**ELECTRONIC** engineers.—A young graduate in electrical engineering or physics with an interest in electronics is required by the Plessey Co. to carry out the design of electronic scintillation counters; initially the candidate will be under the supervision of a senior engineer but will be expected to require a minimum of supervision; the work involves the use of latest techniques in this field and gives considerable opportunity for original work; a commencing salary of up to £700 per annum is considered, depending upon age, qualifications and experience.—Applications, in writing, should be addressed to the Personnel Manager, The Plessey Co., Ltd., Ilford, Essex. [5355]

**MORSE CODE Training**



**COURSES** for BEGINNERS and OPERATORS, also a SPECIAL COURSE for passing the G.P.O. Morse Test for securing an AMATEUR'S TRANSMITTING LICENCE.

Send for the Candler BOOK OF FACTS. It gives details of all courses.

Fees are reasonable.

Terms: Cash or Monthly Payments

**THE CANDLER SYSTEM CO.**  
(55W) 52b ABINGDON ROAD, LONDON, W.8  
Candler System Co., Denver, Colorado, U.S.A.

**The "BANDIT" IS the Answer to BAND III**

Send for Lists TELECRAFT LTD.

Quadrant Works, Wortley Rd, West Croydon, Surrey  
THOrnton Heath 1191-2-3

**FM and HI-FI COMPONENTS**

In stock for the

- WIRELESS WORLD FM TUNER UNIT 2s. 0d.
- CONSTRUCTIONAL BOOKLET 2s. 0d.
- DENCO FM TUNER ... 1s. 6d.
- RADIO CONSTRUCTOR FM ... 2s. 0d.
- MULLARD AMPLIFIER ... 2s. 6d.
- OSRAM 912 PLUS AMPLIFIER ... 4s. 0d.

Separate price lists on request to

**J. T. FILMER** MAYPOLE ESTATE  
BEXLEY, KENT  
Tel.: Bezelh Heath 7267

**PRECISION SHEET METALWORK**

We specialise in manufacturing of Chassis in all metals, large or small quantities to your own specifications.

**V. W. BEAMISH**

Shardeoes Garage, Shardeoes Rd., New Cross, London, S.E.14.

Telephone: TIDeway 4795


**CABLE CHEAPER IN SMALL COILS**

All coils 20-40 yds. in length, unless requested shorter. All prices per 100 yd. lot, less supplied add 5%. Full 100 yd. coils are available add 5% to any price. 3/029 7/029

TWIN FLAT	1/044	3/029	W/E	W/E
Plastic	49/-	66/2	85/-	149/-
Rubber	57/0	74/3	89/0	152/0
Single V.I.R.	24/0	31/-		52/3

**EARTH WIRE 7/029** tinned copper 11/- a 100ft. lot. Send for lists of other cables, flexes, wiring accessories and surplus switch and fuse gear. (We buy surplus electrical items, send details) Add part carriage to small orders, please. BRIDISCO (W) 59L, Green Lanes, London, N.8.

**TELETRON SUPER INDUCTOR COILS**



**FERRITE ROD AERIALS**

Wound on high permeability Ferroxcube rod. Medium wave 8/9. Dual wave 12/9.

Type HAX. Selective crystal diode coil for tape and Quality amplifiers.  
● High Q. Litz wound  
● Dust cored. 3/- ea.  
HAX.L. (LW), 3/6 ea.  
Dual wave TRF. coils, matched pairs (as illustrated) 7/- pr. Transistor coils—L.F.T.'s, etc., etc.

**BAND III** Converter Coil Set 15/- Circuit and Wiring Diagram 3d. Available from leading stockists

Stamp for complete data and circuits.  
**THE TELETRON CO. LTD.**  
266, Nightingale Road, London, N.9. ROW 2527

## FIVE STAR HIGH-FIDELITY PROGRAMME

- ★ **F.M. and A.M. RADIO UNITS** by Chapman, Armstrong, Lowther Sound Sales and Jason. Prices from £15/17/-.
- ★ **AMPLIFIERS:** Quad, Leak, Rogers, Sound Sales, Pamphonic Cape. From £20.
- ★ **AUDIO FURNITURE** to house all types of equipment. Prices from £3/10/-, Also Speaker Cabinets to take 12in. units ready polished from £9/19/6. Call or send S.A.E. for details.
- ★ **SPEAKERS.** New Models by Goodmans, Wharfedale, W.B., Tannoy, G.E.C., Pamphonic, Sound Sales.
- ★ **TRANSCRIPTION GRAM UNITS.** By Garrard, Collaro, Jason, Connoisseur, Goldring, Decca. Prices from 13 gns.

Demonstrations Daily at:

## HOLLEY'S RADIO

285 Camberwell Road, London, S.E.5.

Phone: RODney 4988.

Hire Purchase terms arranged. Open all day Saturday.



### ONE HEAD?

Type R/P/E (above) is a combined record playback and erase head. Price 75/-.

The completely new form of construction which makes this possible also gives more output, with a better frequency response and less noise and hum (double internal screening) Record/playback track, .093in., erase track, 110in. Dimensions (in. dia., in. high). We also manufacture oscillator coils, head transformers and recording amplifiers.

ALSO OTHER TYPES OF HEADS FOR STRIPED CINE FILMS, ETC.

Send S.A.E. for illustrated details to:— P. A. MARRIOTT & Co., SUNLEIGH WORKS, SUNLEIGH RD., ALPERTON, MIDDX. (Wem 7493)

Make your own Tape Recorder with the new

## 'ASPDEN'

Tape Deck Kits. Two Models

COMPACT DECK

7½" x 11" — 5" reels-kit £7. 10. 0

STANDARD DECK

10¾" x 15" — 7" reels-kit £8. 10. 0

Easy to assemble, full instructions and drawings, first-class motor, High-fidelity heads of the Latest Design, and the new **AMPLIFIER KIT**

Send stamp for full particulars to:—

**W. S. ASPDEN**  
10, Market Street, Wesham, Kirkham, Lancs.

### SITUATIONS VACANT

**THE GENERAL ELECTRIC Co., Ltd., Brown's Lane, Allesley, Coventry,** requires mechanical development engineers, designer draughtsmen and draughtsmen, preferably with experience of radar-type equipments, for work on guided weapons and like projects; also required, senior and junior electronic development engineers, particularly in the field of microwave and pulse applications; salary according to age, qualifications and experience.—Apply by letter, stating age and experience, to the Personnel Manager, Ref. R.G. [0259]

**LABORATORY Staff (Electrical Engineering and Radio)** required at South East London Technical College, Lewisham Way, S.E.4, (a) Senior Technician preferably with City & Guilds or Nat. Cert. qualification, salary scale £425-£533 p.a., higher pay, rising to £641, if qualified; (b) Laboratory Technicians, rate-forage, 77/6 at 16 rising to £425 p.a. and to £479 if qualified; (c) Engineer-mechanic (electrical), £9/16/2 a week, 44hrs.—Further particulars and application forms from the Secretary. (1682.) [5363]

**DECCA RADAR, Ltd.,** invite applications from engineers and technicians with practical experience of installation and maintenance of radar for field duties at home and abroad on installation of higher power radar equipment; candidates for these posts must be prepared to be mobile; applications giving full details of experience and stating salary required should be addressed to the Manager, Heavy Installation Division Decca Radar, Ltd., Malden Way, Kingston By-Sea, New Malden, Surrey, quoting Reference No. H.I.D. 15. [5305]

**DESIGNER** of magnetic recording equipment required for the domestic electronics division of E.M.I., Ltd.; a number of interesting projects are in hand giving scope for inventive ability to applicants who have knowledge of electrical circuitry and who are interested in small mechanisms; the vacancy is in a laboratory at Greenford, and salary will be commensurate with ability.—Write in the first instance, giving fullest details of education and experience, to Personnel Department/CLR, E.M.I., Ltd., Hayes, Middx. [5357]

**FIRM** of Consulting Geophysicists invites applications from graduates preferably honours in physics, geology, mining engineering, mathematics or electronic engineering, to train for positions in seismic oil prospecting parties overseas; remuneration during initial 3-month training period £55 per month; commencing salary thereafter, £70 per month plus allowances appropriate to area of operations; free accommodation and messing provided during foreign service; overseas tours approximately 2 years; pension scheme.—Write, Box 7026. [5331]

**BRITISH EUROPEAN AIRWAYS** require engineers for the maintenance, overhaul and development of electronic flight simulators; applicants should possess a sound basic knowledge of electronics and have experience in positional and rate servos, accurate repeater mechanism, etc. Salary on probation £655 p.a., increasing to £679 p.a. after approximately six months, rising to £775 p.a. maximum in grade. Additional payments for shifts.—Written applications to Personnel Officer, Flight Operations Department, B.E.A., Keyline House, Ruislip, Middlesex. [5396]


**APPLICATIONS** are invited from senior project engineers with a specialised knowledge of the manufacture of electrical and mechanical products; applicants should have a good practical engineering background and a sound technical experience of tool design and planning and be capable of putting new projects on a sound production basis; these vacancies offer excellent opportunities to men seeking permanent and progressive positions; London Area. Applications, which will be treated in confidence, should give full details of experience and salary required and be addressed to Box 6953 [5359]

**PHYSICIST** or Electrical Engineer read by E.M.I. Research Laboratories, Ltd., for advanced development work at Hayes on an interesting project concerned with television systems conversion; qualifications normally required of applicants are a degree in Physics or Electrical Engineering, or A.M.I.E.E., but an unqualified engineer having exceptional experience will be considered. A knowledge of one of the following fields is required: Television techniques, such as cathode ray tube, pickup tube and pulse circuitry; amplifiers, phase measurement, and electronic, or magnetic storage. The position is pensionable and offers a good starting salary.

PLEASE write with full details to the Personnel Dept. (RL/25), E.M.I. Research Laboratories, Ltd., Hayes, Middx. [5346]

**MINISTRY OF SUPPLY, Radar Research Establishment, Malvern, Worcs.** requires Physicist and Electrical Engineers for research and development work, mainly on radar and electronic equipment; work ranges from fundamental research on circuitry and physics of solids to devising and developing electronic devices. Quails, 1st or 2nd class hon. degree or equiv. in physics or electrical engineering. Appointments A.Q.E. as Senior Scientific Officer (min. age 26) or Scientific Officer (min. age 21). At least 1 year post-graduate research experience for senior grade. Salary within range S.S.O. £1,030-£1,185; S.O. £488/10-£885 (superannuable). Equal pay scheme. Application forms from M.L.N.S., Technical and Scientific Register (K), 26, King St., London, S.W.1, quoting A 386/5A. Closing date Dec. 9, 1955. [5385]

### This UNIQUE BENDER



Quickly and Accurately Forms Angles, Channels, Sections, Boxes, Lids, Trays, Tanks, Chassis Brackets, Clamps, Clips, Shrouds, Chemical, Electronic and Electro Medical apparatus. Used by leading Radio Manufacturers. Invaluable to Servicing Engineers, Hospitals, Universities and Research Workers

For 6 page Folder write to:—



**A. A. TOOLS (W)**

197a Whiteacre Rd., Ashton-u-Lyne

Every genuine A.A. tool bears this mark.



A.I.D

Approved

### TRANSFORMERS

of all types up to 25 KVA for Single or Three Phase operation, Phase Conversion, etc.

### MAINS

Output, and Special Purpose Transformers for Radio Equipment; Chokes, etc.

### COILS

for Contactors, E.M. Brakes, Air Valves, etc., and Coil WINDINGS for all purposes.

### SOLENOIDS

for A.C. and D.C. Operation

**W. F. PARSONAGE & Co., Ltd.**

INDUCTA WORKS - Park Rd - Bloxwich - Walsall Telephone: BLOX 66464

### NEW BOOKS ON RADIO & TELEVISION

Electronic & Radio Eng. 4th Ed. Completely revised to conform to new practices, by F. E. Terman.....	70/6
Photo-Electric Handbook, by G. Ive.....	18/6
Principles of Electrical Measurements, by Buckingham & Price.....	38/6
T.V. Engineers Pocket Book, by Molloy & Hawker.....	11/-
Practical T.V. Aerial Manuals for Bands I and III, by E. Laidlaw.....	4/9
Radio Amateurs H'book A.R.R.L. 1955	31/-
Simple Electronic Musical Instruments for the constructor, by Alan Douglas	5/3
New Brimmar Valve and Teletube Manual No. 6.....	5/3
Television Receiver Servicing, Vol 2, by Spreadbury, Receiver and Power Supply Circuits.....	22/-
How to Make Aerials for T.V. Bands I and III and V.H.F. Band II, 10 different designs.....	2/9
Second Thoughts on Radio Theory, by Cathode Ray.....	26/-
T.V. Pre-amplifiers for Bands I and III	5/3
Radio Designer's H'b'k, Langford Smith	43/6
ALL POST FREE. Write for New List of ENGLISH & AMERICAN BOOKS AND PERIODICALS	

**UNIVERSAL BOOK CO.**  
12 LITTLE NEWPORT STREET,  
LONDON, W.C.2 (adjoining Lisle St.)

## VACANCIES FOR SKILLED CRAFTSMEN IN GOVERNMENT SERVICE AT CHELTENHAM

Experienced in one or more of the following:—

1. Maintenance of radio communication receivers.
2. Sub-assembly lay-out, wiring and testing of radio type chassis.
3. Cabling, wiring and adjustment of telephone type equipment.
4. Maintenance of teleprinters or cypher machines and associated telegraph equipment.
5. Fault finding in, and maintenance of, electronic apparatus.

**BASIC PAY: £7/18/10 plus up to £2/10/- merit pay, assessed at interview and based on ability and experience.**

Opportunities for permanent and pensionable posts.  
5-day week—good working conditions—single accommodation available.

Apply to: Personnel Officer,  
G.C.H.Q.  
(FOREIGN OFFICE),  
53, Clarence Street,  
Cheltenham.

THE

## CHAFFEY CABINET COMPANY

63a, CHELTENHAM RD., LONDON, S.E.15  
TEL: NEW CROSS 4766

## LYONS RADIO LTD.

**G.E.C. EXTENSION SPEAKERS.** For high quality sound reproduction, incorporate 8in. high permeability moving coil speaker 2-4 ohms impedance and fitted with volume control. Housed in handsome cabinet approx. 12in. high x 13 x 7in., with polished walnut veneer finish. Normal price £5/10/-, but our special purchase enables us to offer these fine speakers in absolutely brand new condition in maker's original cartons at only £3/3/-, post 2/6.

**SPARE VALVES for R.155.** Complete set for receiver, i.e., one each VR99 and V1103, 3-VR100 and 2-VR101. PRICE 52/6 post paid. Separately VR99 and V1103 7/6 each VR100 3/6. VR101 9/6. Also VR102 7/6. All tested and guaranteed.

**L.T. TRANSFORMERS.** Primary 200/250 v., 50 c.p.s. Secondary 3, 4, 5, 6, 8, 9, 10, 12, 15, 18, 20, 24 or 30 v. for total 2 amp. loading. All connections clearly marked. Excellent for accumulator charging, model railways, etc. Brand new and guaranteed. PRICE 18/6, post 1/6.

**HEADSET ADAPTORS.** American made, type MC-385-D. High to low impedance headset matching units. Size "A" 14 x 13 1/2 in. "B" 15 x 12 1/2 in. and "C" 16 1/2 x 11 1/2 in., with smart gold sprayed finish. PRICE, all sizes, 3/6, post paid.

**SPEAKER GRILLE.** Woven metal, three sizes available "A" 14 x 13 1/2 in. "B" 15 x 12 1/2 in. and "C" 16 1/2 x 11 1/2 in., with smart gold sprayed finish. PRICE, all sizes, 3/6, post paid.

**3 GOLDHAWK ROAD, (Dept. M.W.), SHEPHERD'S BUSH, LONDON, W.12**

Telephone: Shepherd's Bush 1729

### SITUATIONS VACANT

**JUNIOR** development engineers are urgently required to assist in the development of precision electronic laboratory instruments; applicants will be engaged on interesting long-term projects concerned with the development of a wide range of equipment; the appointments are permanent and carry considerable technical responsibility; applicants should have had previous development experience, preferably in the instrument field; academic qualifications ranging from H.N.C. to degree standard are preferable; salaries are dependent upon age, qualifications and experience.—Apply, stating full details, to the Personnel Manager, Furzehill Laboratories, Ltd., Boreham Wood, Herts. [5214]

**A VACANCY** occurs for a development engineer in a design group concerned with a wide range of small transformers of types used in radio equipment and electrical appliances; preference will be given to applicants having experience of this class of work, but young engineers with a sound basic training and limited experience will be considered, and if successful will have the opportunity of gaining practical knowledge of design problems met in fulfilling commercial and military specifications; an attractive salary is offered together with good future prospects; the company's extensive laboratory and production facilities are situated in the London area.—Please reply giving details of qualifications and experience to Box 6546. [5253]

### SITUATIONS WANTED

**FACSIMILE** Communications Supervisor, long exp. photo-telegraphy transmission, reception, maintenance, prepared take control planning equipment, training staff.—Box 7027. [5325]

**SALES** Engineer, Electronics, age 45, living in Brussels with evidence of progressive career, fully acquainted in conducting government contracts, appointing agents, and trading with large companies, seeks senior position in progressive firm interested in sales promotion on Western Europe Continental markets; previous experience in modern laboratory, industrial and military equipments; fluent English and French, good knowledge of German; solid technical background, willing to accept training period at firm's headquarters. Salary in keeping with responsibilities. All communications in strictest confidence.—Box 7172. [5349]

### TECHNICAL TRAINING

**LEARN** it as you do it—we provide practical equipment combined with instruction in radio, television, electricity, mechanics, chemistry, photography, etc.—Write for full details to E.M.I. Institutes, Dept. WW47, London, W.4. [3001]

**CITY** and Guilds (Electrical, etc.) on "No Pass—No Fee" terms, over 95% successes.—For full details of modern courses in all branches of Electrical Technology send for our 144-page handbook, free and post free. B.I.E.T. (Dept. 388A), 29, Wright's Lane, London, W.8. [0117]

### TUITION

**WIRELESS** operating; attendance and postal courses.—Stamp for reply to Manager, The Wireless School Manor Gdns., London, N.7. [0104]

**FULL-TIME** courses for P.M.G. Certs., C.G.L.I., Telecommunications, Radar Maintenance Cert. and B.Sc.(Eng.); prospectus free.—Technical College, Hull. [0111]

**T/V & Radio.**—A.M.Brit.I.R.E., City & Guilds, R.T.E.B. Cert., etc., on "No Pass—No Fee" terms; over 95% successes—Details of Exams. and Home Training Courses in all branches of Radio and T/V, write for 144-page Handbook—Free, B.I.E.T. (Dept. 397A), 29, Wright's Lane, London, W.8. [0116]

**THE Institute of Practical Radio Engineers** have available home study courses in every phase of radio and television engineering, specialising in the practical training of apprentices in the retail trade, enrolments limited, fees moderate.—The Syllabus of Instructional Text may be obtained post free from the Secretary, I.P.R.E., Fairfield House, 20, Fairfield Rd., Crouch End, London, N.8. [0088]

**FREE!**—Brochure giving details of Home Study Training in Radio, Television, and all branches of electronics, courses for the hobby enthusiast, or for those aiming at A.M.Brit.I.R.E. City and Guilds, R.T.E.B., and other professional examinations; train with the College operated by Britain's largest electronics organisation; moderate fees—Write to E.M.I. Institutes, Dept. WW28, London. [0179]

**WIRELESS** telegraphy—Merchant Navy offers to youths 18 upwards after qualification, lucrative positions as radio officers.—Apply British School of Telegraphy, 179, Clapham Rd., S.W.9. (Est. 1906.) Recognised by Ministry of Education, moderate fees, modern equipment, day and evening tuition; also postal courses in theory of wireless telegraphy for P.M.G. Certs. and Amateur Transmitting Licence. [0124]

**A.M.I.Mech.E., A.M.Brit.I.R.E., City and Guilds, etc., on "No Pass—No Fee" terms; over 95% successes.—o details of Exams and courses in all branches of Engineering, Building, etc., write for 144-page Handbook—Free, B.I.E.T. (Dept. 387B), 29, Wright's Lane, London, W.8. [0118]**

### THE BRITISH TABULATING MACHINE

CO. LTD.,

### ELECTRONIC CALCULATING and COMPUTING MACHINE DEVELOPMENT

The British Tabulating Machine Co., Ltd., manufacturers of "Hollerith" punched card accounting and statistical machines, are seeking the services of Electronic Engineers for work on Electronic Calculators and Computers.

These are progressive and permanent positions open to applicants whose qualifications include either a University Degree in Electrical Engineering, Physics or Mathematics, Higher National Certificate or equivalent.

Previous work in the electronic field is an advantage. Facilities can be given for further education.

Write, giving personal history, to Personnel Superintendent at Letchworth Herts, quoting reference: WW/19.



**SIFAM ELECTRICAL INSTRUMENT CO. LTD.**  
LEIGH COURT - TORQUAY - Telephone 4547/8

### MALVYN ENGINEERING WORKS

Manufacturers of: Chassis, Small Pressings, Machined Components, Wiring and Mechanical Assemblies, to specification.

Single and Production Quantities.  
100 PARK ROAD, WARE, HERTS.  
Telephone: Ware 465

### ENGLISH ELECTRIC VALVE COMPANY

Chelmsford, require:

### MICROWAVE ENGINEERS AND PHYSICISTS

for development work on Magnetrons, Travelling Wave Tubes, Klystrons, Image Orthicons and allied devices. Applicants should preferably be Graduates but others with sufficient practical experience will also be considered. Apply to Dept. C.P.S. 336/7, Strand, W.C.2, quoting Ref. 497N.

An opportunity exists for a young qualified

### ELECTRICAL ENGINEER

to enter the managerial staff of a leading Radio and Television Receiver Manufacturer.

This opening calls for a man aged about 26 to 30 years with a good University degree, or equivalent, and preferably with production experience in the light electrical engineering industry.

It is expected that the successful candidate would spend a year or two familiarizing himself with the Company's production organization before taking up a specific post.

The commencing salary would be commensurate with the age and experience of the successful candidate.

Please apply in writing to

The Personnel Officer,  
**THE MITCHAM WORKS LIMITED**

New Road, Mitcham Junction, Surrey, quoting Reference T.P.L.

### ENGRAVING

Electronic Equipment, Scales, Indicators, etc. Send or phone your requirements.

**A.G. ENGRAVING**

88 Bedford Hill, Balham, S.W.12  
Balham 7085

### 'neo'-MAINTEST



100/700V  
A.C./D.C.  
17/6

SEARCH LEAD  
TEST PROD  
7/6

**THE PERFECT FAULT FINDER**  
**NEO ELECTRICAL INDUSTRIES LTD**  
MANCHESTER 4

#### TUITION

NOTHING succeeds like success! What we have done a thousand times we can do again for you—see the B.N.R.S. advt. page 160. [0172] **WIRELESS**—See the world as a radio officer in the Merchant Navy; short training period; low fees; scholarships, etc., available; boarding and day students; stamp for prospectus.—Wireless College, Colwyn Bay. [0018]

#### BOOKS, INSTRUCTIONS, ETC.

"WIRELESS WORLD" unbound, 1946-51, less 2 ('46), 1 ('51); offers.—Box 6746. [5287]

"WIRELESS WORLD" copies, Jan., '46-Jan., '47; Apr.-Sept., '51, Dec., '51-Oct., '55; offers.—240, Chichester Rd., Portsmouth. [5379]

I.P.R.E. technical publications, 5,500 Alignment Peaks for Superheterodynes, 5/9, post free, data for constructing TV aerial strength meter, 7/6, sample copy "The Practical Radio Engineer," quarterly publication of the Institute 2/-; membership and examination data, 1/-.—Sec., I.P.R.E., 20, Fairfield Rd., London. [0089]

### DESIGN DRAUGHTSMAN

Senior vacancy exists in the Laboratory of an engineering company for a good design draughtsman with experience of T.V. and/or electronic services equipment. This vacancy offers excellent opportunities for advancement and a good commencing salary will be paid to the accepted applicant. Superannuation scheme available. London area. Please reply, giving full details to Box No. 7371

### SENIOR DESIGN DRAUGHTSMEN

Four senior and eight intermediate designer draughtsmen are required for original work on mechanical development in an expanding department. The work is varied in scope but deals with high precision techniques applied to mechanical and electro-mechanical mechanisms for computers, automation equipment, guided missile and atomic energy projects.

Experience in the above fields is desirable but not essential. A keen and lively interest in this field is of equal importance to previous experience. Salaries range from £750 to £1,200 P.A. according to experience and qualifications, and promotion will depend solely on ability shown. Please reply, giving full details to Box No. 7372.

### The JASON CIRCUIT

The F.M. TUNER UNIT

described in the Data Publications book is often known as the

JASON CIRCUIT because

the book was written

by G. Blundell of the

Jason Motor & Electronic Co.,

328 Cricklewood Lane, London, N.W.2.



### DECCA RECORD PLAYERS

Standard or L.P. List Price £12/1/6

OUR PRICE

6 GNS.

Packing, carriage, insurance, etc., 10/6.

Decca 78 r.p.m. variable speed record players, fitted centre drive Garrard motors, firm plug-in heads, sapphire styli, Rexine case. List price £12/18/6. Our price £6/18/6. Packing, carriage, insurance, etc., 10/6.

Send stamp for bargain list of record players.

**RONALD WILSON & Co.**  
12, BRIDGE ST WORCESTER

### WAFER SWITCHES TO SPECIFICATION

One or more type "H" switches having any desired contact arrangement or wafer spacing made from parts supplied by A.B. Metal Products Ltd.

#### SWITCHES FOR 912-PLUS

- S1 (14061/B1) } 14/6 pair
- S2 (14062/B1) }
- S4 (SS/556/1) . . . . . 11/6
- S5 (SS/556/2) . . . . . 10/6

### SPECIALIST SWITCHES

(Wafer Switches to Specification)

23 RADNOR MEWS · LONDON W.2  
AMBassador 2308

Enquiries by post or phone only

## FERRANTI LTD. WYTHENSHAW

have a number of vacancies for

- (1) **ENGINEERS AND PHYSICISTS** for RESEARCH and DEVELOPMENT work in the following fields:—Radar, radio and electronic circuits.  
Microwave systems.  
Hydraulic control systems and servo-mechanisms. Relays and Electromechanical Devices.  
Test equipment associated with the above. Applicants should be graduates in Electrical or Mechanical Engineering or Physics, or hold equivalent qualifications. For these vacancies some previous experience is desirable. Salary range £800-£1,500.
- (2) **TECHNICAL ASSISTANTS**, possessing degrees or Higher National Certificates in Electrical or Mechanical Engineering or Physics for experimental work in the fields listed in (1). Salary range £600-£900 for Honours Graduates or £500-£800 for lesser qualifications according to experience.

The appointment would be to the permanent staff of the Company and offer the prospect of interesting work in MODERN, WELL-EQUIPPED LABORATORIES in SOUTH MANCHESTER within easy reach of RESIDENTIAL DISTRICTS. The Company operates a Staff Pension Scheme.

Application forms from Mr. T. J. Lunt, Staff Manager, Ferranti Ltd., Hollinwood, Lancs.

Please quote reference W (1) or (2).

## LEO COMPUTERS LTD

### Trainee Computer Engineers

Training in electronic computer engineering is offered to men of up to 30 years of age of Higher National Certificate standard in electronics.

When trained, they will join a small team of engineers working intensively on the servicing of large general purpose computers. They will need to be enthusiastic and capable of developing a flair for the diagnosis of faults in these complex machines.

Starting salaries are between £500 and £750 a year, according to qualifications and experience of electronics.

Applications, giving full details, should be addressed to Control Office, LEO Computers Ltd., Cadby Hall, London, W.14.

## RADIO & TELEVISION COMPONENTS

WE OPERATE A PROMPT & EFFICIENT MAIL ORDER SERVICE

"VIEWMASTER" & "TELE-KING" specialists  
Easy terms available. Stamp (only) for lists

**JAMES H. MARTIN & CO.,**  
FINSTHWAITE NEWBY BRIDGE,  
ULVERSTON, LANCs.

## RADIO TECHNICIANS IN CIVIL AVIATION

A number of appointments are available for interesting work providing and maintaining aeronautical telecommunications and electronic navigational aids at aerodromes and radio stations in various parts of the United Kingdom.

Applications are invited from men aged 19 or over who have a fundamental knowledge of radio or radar with some practical experience. Training courses are provided to give familiarity with the types of equipment used.

Salary £488 10s at age 25 rising (subject to a practical test) to £595. The rates are somewhat lower in the Provinces and for those below age 25. Prospects of permanent pensionable posts for those who qualify.

Opportunities for promotion to Telecommunications Technical Officer are good for those who obtain the Ordinary National Certificate in Electrical Engineering or certain City and Guilds Certificates. The maximum salaries of Telecommunications Technical Officers are Grade III £725, Grade II £850, Grade I £1,045.

Apply to the Ministry of Transport and Civil Aviation (ESB1/RT), Berkeley Square House, London, W.1, or to any Employment Exchange (quoting Order No. Westminster 6627).

## SIR W. G. ARMSTRONG WHITWORTH AIRCRAFT LIMITED ARMAMENTS DIVISION Electrical and Electronic Engineers for Work on Guided Missiles

- (1) **Electronic and Electrical Engineers**  
Some graduates with one or two years' experience are required to form development and design teams to undertake work covering a wide field in communication systems, electronic instrumentation and the overall electrical design of guided missiles. The essential qualifications required are an Engineering degree or its equivalent and preferably some practical experience.
- (2) **Technical Assistants**  
A number of vacancies exist for men with H.N.C. or equivalent and radio development or maintenance or similar experience to undertake interesting work of a practical nature. Opportunity is given to technical assistants to move on to the more advanced work in due course.
- (3) **Draughtsmen**  
A number of draughtsmen are required for the following Electronic Group Design branches:—  
(i) Missiles Electrical Systems.  
(ii) Test Gear.  
(iii) Communications, e.g., Telemetry Systems.  
(iv) Precision (Instrument type) Mechanisms.

### NOTE:—

The Armstrong Whitworth Electronics Group covers an extremely wide field in Communications, Electronic Instrumentation and Electronic Engineering and offers unique opportunities to the right type of man, particularly in view of continual expansion of staff and facilities.

In all cases Service or Government Research experience in either Radar or Radio or apprentice training is an advantage. Assistance to housing suitable applicants for the more senior positions will be given if required. An attractive superannuation scheme is operated by the firm and applicants for all the above positions are eligible.

APPLY TO THE PERSONNEL MANAGER, ARMAMENTS DIVISION,  
SIR W. G. ARMSTRONG WHITWORTH AIRCRAFT LTD.,  
BAGINTON, Nr. COVENTRY.

## SENIOR TECHNICAL ENGINEERING STAFF

A London engineering company invite applications from project engineers who are capable of taking charge of microwave, electronics and mechanical engineering development in connection with guided weapon and other applications. These positions are permanent and offer ample opportunity for further advancement. The commencing salaries, which will be in the region of £1,000 per annum upwards according to qualifications and experience, will be subject to review on a generous scale. Engineering degree or H.N.C. Replies, which will be treated in utmost confidence, should give full details of qualifications and experience and be addressed to Box No. 7062.



## SENIOR ELECTRONIC ENGINEER

required by

The Research Department

### SHORT BROTHERS AND HARLAND LIMITED

for work on

**AUTOMATIC CONTROLS,  
GUIDED MISSILES,  
FLIGHT SIMULATORS**  
and kindred projects.

**QUALIFICATIONS:** University Degree, Capacity to control a development team.

**EXPERIENCE:** Several years of one of the following:

Electronic, Radio or Radar circuits and equipment; Analogue Computing devices and Servo-mechanisms.

The appointment is permanent and pensionable.

The organisation is expanding and has new laboratories.

Salaries and prospects are good.

Housing and removal assistance. Apply with full details including required salary to:—

Staff Appointments Officer,  
P.O. Box 241, Belfast, quoting  
S.A.104.

**Semi-Conductors**—The Mullard Radio Valve Co. Limited has a number of additional technical openings for work on semi-conductor development and engineering for both **Graduate Physicists and Chemists.**

The vacancies for physicists are on device development and pilot manufacture and require an aptitude for experimental work. Industrial chemists are required for development and engineering of semi-conductor manufacturing processes.

These appointments will initially be at the Company's Mitcham Plant, but the successful candidates will be required later to transfer to a new establishment at Southampton.

The commencing salaries will be according to individual age, experience and qualifications and can be considered as progressive. Please apply in writing to the Personnel Officer.

**The Mullard Radio Valve Co. Ltd.,**

New Road, Mitcham Junction, Surrey, quoting Reference GBK/S.

## THE EDISON SWAN ELECTRIC Co., Ltd.,

Cosmos Works, Brimsdown,  
Enfield, Middlesex,

has vacancies in its Research and Development Laboratories for:

1. **CIRCUIT DEVELOPMENT AND APPLICATION ENGINEERS** for Colour Television investigations.
2. **CIRCUIT DEVELOPMENT AND APPLICATION ENGINEERS** for Black and White Television development work.
3. **ENGINEERS** for development work on Television and F.M. Amplifier problems. Previous experience in V.H.F. or F.M. required.
4. **CATHODE RAY TUBE DEVELOPMENT ENGINEERS** for development work on colour and black and white tubes. Previous experience on cathode ray tube development or design required.
5. **APPLICATION ENGINEERS** for work in connection with Customer problems on Television, Radio and F.M.
6. **ENGINEER** for design of test equipment for Colour, Black and White Television and allied development work.
7. **ENGINEERS** for Circuit development and Application work on Transistors.

The above applicants should have a good Engineering or Physics degree or equivalent, but vacancies also exist for candidates with H.N.C. or equivalent qualifications.

The vacancies are a result of a large expansion in the Company's activities.

Good salaries will be paid to suitable applicants and the positions are progressive and carry the advantages of a Pension Scheme.

The starting salary will depend on the qualifications, experience and age of the applicants.

Applications in writing, which will be treated with the strictest confidence, should be sent to the Personnel Superintendent.

WORKSHOP

## BENCHES

BY SPECIALISTS

POWNALL

MAL 4464

Blagdon Road, New Malden.

### HOUSING ACCOMMODATION AVAILABLE

Assistant Sales Manager for progressive manufacturer of Scientific Instruments and Electro-mechanical Equipment required in the Hertfordshire area. Sales experience essential. Technical qualifications H.N.C. Pension scheme. Send details of age and past experience to Box No. 6971.

### CORRECTION

#### HARTLEY-TURNER SUPER CONTROL PRE-AMPLIFIER

We regret the wrong illustration appeared in the November advertisement of the H. A. Hartley Co., Ltd. on p. 82, the 20W. Amplifier being shown instead of the Pre-amplifier.

**TECHNICAL WRITER.** Applications invited from experienced men with initiative, and a sound knowledge of Electronics. Salary range according to ability and experience. Please write giving details of experience to The Personnel Director. The Solartron Electronic Group, Thames Ditton, Surrey

## LOCKWOOD

makers of

**Fine Cabinets**

and woodwork of every description for the Radio and allied trades

**LOCKWOOD & COMPANY**

Lowland Rd., Harrow, Middlesex. Byron 3704

A GRADUATE ELECTRICAL ENGINEER or PHYSICIST is required by FERRANTI LIMITED, EDINBURGH, to assist in the Development of a High Power Magnetron. The work involves investigation of magnetron anode structures by micro-wave techniques. Knowledge of these, though advantageous, is not essential, and the post offers good prospects for the young graduate. The position carries Staff Status and a Staff Superannuation Scheme is in operation. Apply to the Personnel Officer, Ferranti Limited, Ferry Road, Edinburgh, 5, quoting Ref. VL/59.

### PHILIPS BALHAM WORKS LIMITED

45 Nightingale Lane,  
Balham, S.W.12

require a

### DEVELOPMENT ENGINEER

for H.F. Generators Induction and dielectric, preferably with experience in either field. Minimum qualification H.N.C. Excellent prospects, permanent appointment. Pension Scheme. Write giving full details to Personnel Officer at above address.

### ELECTRONIC ENGINEER

Electronic engineer wanted for work on new 10,000 H.P. Supersonic Wind Tunnel. Some experience in design of circuits of the type used in A.C. strain gauge bridges and similar equipment and/or small servo mechanisms, would be useful. Degree or H.N.C. standard. Applications should be addressed to:—The Chief Aerodynamicist, Sir W. G. Armstrong Whitworth Aircraft Ltd., Baginton, Nr. Coventry.

### AUTOMATIC (TIME) SWITCHES

New and re-conditioned 15 day clockwork and electric switches

from 35/-

Send S.A.E. for illustrated details to—  
DONOHOE (TIMERS) GEORGE STREET  
NORTH SHIELDS, NORTHUMBERLAND

### BRASS, COPPER, DURAL, ALUMINIUM, BRONZE

ROD, BAR, SHEET, TUBE, STRIP, WIRE  
3,000 STANDARD STOCK SIZES

No Quantity too Small. List on application.

H. ROLLET & Co., Ltd.

6 Chesham Place, S.W.1. SLOane 3463  
ALSO AT LIVERPOOL, BIRMINGHAM,  
MANCHESTER, LEEDS

### THE "Dust Bug" AUTOMATIC GRAMOPHONE RECORD CLEANER

PATENT APPLIED FOR

From CECIL E. WATTS  
Consultant and Engineer (Sound Recording and Reproduction)  
Oakleigh Grange, High Cross, nr. Uckfield, Sussex.  
Or your local dealer.

Price 18/6, plus 6/2 purchase tax.

# A MAST PROBLEM?

# WRITE TO Skymasts

BEADON GARAGE

BEADON ROAD

LONDON W6

Telephone RIVERSIDE 1124 & 7878

## SENIOR ELECTRONIC AND ELECTRICAL ENGINEERS

Two vacancies exist in an important Company, engaged in the design and development of major guided weapon projects, for Electronic and Electrical Engineers with a degree or equivalent qualifications, and a minimum of seven years experience in either research and development or design.

These are senior posts and carry considerable responsibility. The work covers a wide field in communication systems, electronic instrumentation, and the overall electrical design of guided missiles

*Applications will be treated in strictest confidence, and should be addressed in the first instance to the Staff Employment Officer, Box No. 7397.*

## COMMERCIAL T.V.

Commercial television and F.M. broadcasting have resulted in vacancies becoming available for men interested in the development of V.H.F. tuners involving new techniques of design and manufacture.

Salaries in the range £650-£1,000 are offered to engineers with the required experience, and prospects of future advancements are good.

Write in confidence, giving full particulars of experience and qualifications to Box No. 5793 c/o Wireless World.



INDEX TO ADVERTISERS

	PAGE		PAGE		PAGE
A.A. Tools	173	Galpins	169	Painton & Co., Ltd.	44
Acoustical Mfg. Co., Ltd.	23	Garners Radio, Ltd.	64	Parker, A. B.	120
Adcola Products, Ltd.	71	Garrard Engineering & Mfg. Co., Ltd.	146	Parsonage, W. F. & Co., Ltd.	173
Advance Components, Ltd.	17	Gea Bros. Radio, Ltd.	40	Partridge Transformers, Ltd.	161
A.G. Engraving	175	General Electric Co., Ltd.	163	P.C.A. Radio	138
Airmec, Ltd.	30	Gilson, R. F.	172	Pearce, T. W.	168
Alpha Radio Supply Co., The	151	Glaser, L. & Co.	165	Phillips Electrical, Ltd.	77
Altham Radio Co.	142	Glover, W. T., & Co., Ltd.	53	Pneum House, Ltd.	120
Ambassador Radio & Television	76	Goldring Mfg. Co., Ltd.	16, 61	Plasticable, Ltd.	154
Amplex Appliances (Kent), Ltd.	146	Goodmans Industries, Ltd.	90	Plessey, Ltd.	109
Anders Electronics, Ltd.	78	Goodsell, Ltd.	128	Post Studios, Ltd.	124
Anglo-American Vulcanised Fibre Co., Ltd.	108	Gray, Arthur, Ltd.	74	Point Radio Supplies	40
Antex	73	Grayshaw Instruments, Ltd.	108	Power Controls, Ltd.	176
Antiference, Ltd.	6	Grubb, Sir Howard, Parsons & Company	108	Pownall	95
Appointment Vacant	154, 156, 158, 159, 174, 176, 177, 178, 179	Grundig (Gt. Britain), Ltd.	79	Preener Bros. Co.	92, 93, 94, 95
Arcoleetric Switches, Ltd.	134	Hall Electric, Ltd.	150	Proops Bros., Ltd.	132, 133
Ardente Acoustic Laboratory, Ltd.	54	Hannay, L. F.	162	Pye, Ltd.	2, 25
Ariel Sound, Ltd.	90	Harris, F.	58	Quartz Crystal Co., Ltd.	166
Armstrong Wireless & Television Co., Ltd.	60, 163	Hartley, H. A., Co., Ltd.	152	R.C.A. Photophone, Ltd.	10
Aspen, H. S.	173	Harvey Electronics, Ltd.	128	Radio & Electrical Mart, The	125
Automatic Coil Winder & Electrical Equipment Co., Ltd., The	1	Hatfield Radio	149	Radio & TV Components (Acton), Ltd.	157
Autoset (Production), Ltd.	84	Hatter & Davis	74	Radio Component Specialists	147
Avionics, Ltd.	166	Haynes, A. G., Ltd.	169	Radio Ham Shack, Inc.	65
Bates Surplus Stores	152	Heath Spring & Notion Co., Ltd.	137	Radio Resistor Co., Ltd., The	63
Beamish, V. W.	172	Henry's (Radio), Ltd.	86	Radio Servicing Co.	68
Bell, John, & Croydson	152	Hilvac, Ltd.	173	Radio Spares, Ltd.	120
Belling & Lee, Ltd.	101	Holley's Radio	86	Radio Supply Co. (Leeds), Ltd.	126, 127
Bel Sound Products, Ltd.	78	Homelab Instruments, Ltd.	152	Radio Traders, Ltd.	122
Benson, W. A.	164	H.P. Radio Services, Ltd.	84	Reproducers & Amplifiers, Ltd.	22
Berry's (Short Wave), Ltd.	78	Hughes, F. A., & Co., Ltd.	49	Rogers Development Co.	118, 119
Birmingham Sound Reproducers, Ltd.	96	Hunt, A. H. (Capacitors), Ltd.	66	Rola Celestion, Ltd.	14
B. K. Partners, Ltd.	81	Hunton, Ltd.	66	Rols, H., & Co., Ltd.	178
Bradmatic, Ltd.	125	Iliffe Books	68, 95, 134	Rumbak	148
Britain, Chas. (Radio), Ltd.	143	Imhof, Alfred, Ltd.	52	Salford Electrical Instruments, Ltd.	81
British Communications Corp., Ltd.	29	Industrial Electronics	83	Samsons Surplus Stores	149
British Distributing Co.	172	International Aeradio, Ltd.	154	Savage Transformers, Ltd.	165
British Institute of Engineering Technology	166, 174	International Correspondence Schools	124	Sherman's Supply Co.	153
British Insulated Callender's Cables, Ltd.	Cover II	Interscience Publications	124	Sifam Electrical Instruments Co., Ltd.	174
British National Radio School	160	Jackson Bros. (London), Ltd.	87	Simmonds, L. E., Ltd.	82
British Physical Laboratories	43	Jason Motor & Electronic Co.	175	Simon Sound Service, Ltd.	87
Brookes Crystals, Ltd.	116	J.P. Electronics, Ltd.	121	Sky-marks, Ltd.	178
Brown, S. G., Ltd.	625	Kaye Electrical Mfg. Co.	120	Smith, G. W. (Radio), Ltd.	183
Bulgfin, A. F. & Co., Ltd.	123	Kenner, S., Ltd.	134	Smith, H. L. & Co., Ltd.	170
Bull, J., & Sons	52	Kenroy, Ltd.	166	Smith, W. H., & Son, Ltd.	115
Bullers, Ltd.	52	Keyswitch Co., The	78	Somers Lamps, Ltd.	117
Candler System Co.	172	Kolectric, Ltd.	66	Southern Radio Supply, Ltd.	169
Cathodion Crystals, Ltd.	13	Labgear (Cambridge), Ltd.	85	Specto, Ltd.	75
Cementation (Muffelite), Ltd.	56	Laico Compounds, Ltd.	146	Spencer-West	170
Chaffey Cabinet Co.	174	Lasky's Radio	139, 140, 141	Stamford, A. L.	172
Champion Products	164	Leak, H., & Co., Ltd.	116	Standard Telephones & Cables, Ltd.	37, 91
Chapman, C. T. (Reproducers), Ltd.	48	Leard-Rich Equipment, Ltd.	176	Stanley Sound & Vision Products, Ltd.	70
Cinema Television, Ltd.	32	Leo Computers	164	Star Metal Plate Works	152
City Sale & Exchange, Ltd.	119	Lewis Radio Co.	148	Stearns & Forelain Products, Ltd.	129, 130, 131
Classic Electrical Co., Ltd.	75	Light Soldering Developments, Ltd.	177	Stevenson Relays, Ltd.	118
Clyne Radio, Ltd.	144, 145	Lionnet, John, & Co.	165	Stewart Transformers, Ltd.	84
Concord Electronics	100	Long Playing Record Library	85	Stratton & Co., Ltd.	62
Cosmocord, Ltd.	100	Lowther Mfg. Co.	69	Suflex, Ltd.	21
Cossor, A. C., Ltd.	27	L.P.R., Ltd.	119	Sugden, A. R. & Co. (Engineers), Ltd.	168
Coventry Radio	168	L. R. Supply Co., Ltd.	88	Superior Radio Supplies	125
Daly (Condensers), Ltd.	73	Lyons, Claude, Ltd.	174	Super-Vision, Ltd.	76
Davies, A., & Co.	168	Lyons Radio, Ltd.	174	Sutton Coldfield Electrical Engineers	122
Davis, Jack. (Relays) Ltd.	114	Magnetic Devices, Ltd.	9	Tannoy Products, Ltd.	18
Denco (Clacton), Ltd.	62	Mail Order Supply Co.	34, 35	Taylor Electrical Co., Ltd.	41
Dependable Radio Supplies	115	Malvin Eng. Co.	174	Technical Supplies, Ltd.	123
Direct T.V. Replacements	65	Marconi Instruments, Ltd.	51	Telecraft, Ltd.	172
Dixon, L., & Co.	166	Marconi's Wireless Telegraph Co., Ltd.	24, 102	Telegraphic Condenser Co., Ltd.	Cover III
Domestic Direct Sales	67	Marks, C., & Co. (Newport, Mon.), Ltd.	150	Telegraph Construction & Maintenance Co., Ltd.	64
Donohoe (Timers)	172	Marriott, P. A., & Co.	173	Telemechanics, Ltd.	118
Duke & Co.	178	Martin, J. H.	178	Tele-Radio (1943), Ltd.	167
Duode Natural Reproducers	162	McMurdo Instruments Co., Ltd.	142	Teleton Co., The	172
Edison Swan Electric Co., Ltd.	42, 55, 104, 110	Midland Instruments Co.	142	Thermit Products	82
Egen Electric, Ltd.	54	Minnesota Mining & Manufacturing Co., Ltd.	46	Trison-Electric Ltd.	72, 86
Electrical Instrument Repair Service, The	88	Modern Acoustics	124	Trix Electrical Co., Ltd.	Edit. 623
Electrical Instruments (H'ton), Ltd.	88	Modern Book Co.	121	Truvox, Ltd.	128
Electro-Acoustic Developments	164	Modern Electric, Ltd.	121	Universal Book Co.	50
Electro-Acoustic Industries, Ltd.	8	Modern Techniques	122	Universal Electrical Instruments Corp.	155
Electro-Methods, Ltd.	26	Mondex Products	171	Universal Electronics	138
Electro-Winds, Ltd.	112, 113	Morganite Resistors, Ltd.	47	Valradio, Ltd.	72
Electronic Precision Equipment	105	M.R. Supplies, Ltd.	70	Venner Accumulators, Ltd.	50
Electronic Tubes, Ltd.	105	Mullard, Ltd.	3, 39, 57, 98	Verdik Sales, Ltd.	88
Ellison Transformers, Ltd.	82	Multicore Solders, Ltd.	71	W.E.S. Wholesale Services, Ltd.	123
E.M.G. Gramophones	171	Multitone Electric Co., Ltd.	71	Vitavox, Ltd.	91
E.M.I. Electronics, Ltd.	53	Murex, Ltd.	116	Vortexion, Ltd.	107
E.M.I. Institutes	59, 106	Neo Electrical	175	W. & L. Components, Ltd.	66
E.M.I. Sales & Service, Ltd.	103	Newnes, George, & Sons, Ltd.	11	Walmore Electronics, Ltd.	118
English Electric Valve Co., Ltd.	7	Northern Radio Services	36	Watts, Cecil E.	178
Enthoven Solders, Ltd.	28	Oddie, Bradbury & Cull, Ltd.	170	Wayne Kerr Laboratories, Ltd., The	45
Excel Sound Services	120	Osmor Radio Products, Ltd.	142	Webber, R. A., Ltd.	150
Farnell Instruments, Ltd.	124	Oxley Developments Co., Ltd.	162	Webb's Radio	83
Ferranti, Ltd.	20			Weir Electrical Co.	72
Filmer, J. T.	172			Westinghouse Brake & Signal Co., Ltd.	60
Fisher Electronics Co., Ltd.	142			Weymouth Radio Mfg. Co., Ltd., The	74
Foyle, W. & G., Ltd.	148			Wharfedale Wireless Works	38
Fringevision, Ltd.	152			Wharton Instruments, Ltd.	150
Frith Radiocraft, Ltd.	170			Whitaker, H.	148
Furzehill Laboratories, Ltd.	79			Whitely Electrical Co., Ltd.	12
				White, S. S., Co. of Gt. Britain, Ltd., The	15
				Wilkinson, L.	167
				Wilson, Ronald	175
				Woden Transformers, Ltd.	89
				Wolf Electric Tools, Ltd.	56
				Woolleys Radio & Television, Ltd.	114
				Wright & Weaire, Ltd.	5
				Young, C. H.	146
				Z. & I. Aero Services, Ltd.	160

Printed in Great Britain for the Publishers, ILIFFE & SONS LTD., Dorset House, Stamford St., London, S.E.1, by CORNWALL PRESS LTD., Paris Garden, London, S.E.1. Wireless World can be obtained abroad from the following: AUSTRALIA AND NEW ZEALAND: Gordon & Gotch, Ltd. INDIA: A. H. Wheeler & Co. CANADA: The Wm. Dawson Subscription Service Ltd.: Gordon & Gotch, Ltd. SOUTH AFRICA: Central News Agency, Ltd., William Dawson & Sons (S.A.), Ltd. UNITED STATES: The International News Co.

# CERAMICS FOR T.V. CONVERTERS

The widest range  
of Ceramic  
Condensers available



## LOW-K TUBULARS

with the choice of four temperature co-efficients and a wide range of capacity values, serve many purposes in general circuitry.

## HI-K TUBULARS

combine high capacity with small physical size: used widely as by-pass condensers in T.V. and other H.F. receivers where low inductance is of special value.

## MINIATURE TRIMMERS

developed to provide pre-set adjustment of R.F. and Oscillator circuits. Trimmer Types CCI64N, CCI65N, CCI75N and CCI59N.

Capacity sweeps supplied: 0.5-3 pF, 1-5 pF, 2-20 pF and 3-9 pF. Working Voltage: 350 v. D.C.

The square-section end is inserted in a suitably punched hole, thus preventing movement of the body during adjustment. The condenser is held by a spring fixing nut locking the adjusting screw, giving a low inductive connection to chassis.

## LOW-K PEARLS

of up to 10 pF capacity and

**LOW-K DISCS** of up to 50 pF. with high negative temperature co-efficient permitting compensation of other components and frequency stabilisation in tuned circuits.

## MIXED-K MINIATURE BEADS

are recommended for by-pass purposes. Capacity values from 22 pF to 470 pF in log. steps.

## LOW-K LEAD-THROUGH CERAMICS

for filtering and decoupling applications with absolute minimum inductance, as connections to the inner electrodes may be made at either end. In three capacities of 100 pF steps at 500 v. D.C. working.

## HI-K LEAD-THROUGH CERAMICS

Similar in appearance to above, they afford efficient R.F. filtering to lead passing through chassis or screen, where they act as an H.F.T. section low pass filter.

## LEAD-THROUGH AND STAND-OFF CONDENSERS

have been designed for T.V. Receivers incorporating Band 3 and Band 4 tuners. Outstanding features: Low series inductance, efficient decoupling, small size and capacity tolerance of  $-20\%$  to  $+80\%$ . Stand-Off Types are particularly suitable for cathode and screen decoupling.

Capacity: 1,000 pF. Working Voltage: 350 v. D.C. Insulation Resistance: greater than 5,000 megohms at 500 v. D.C.

**Lead-Through Type CCI60S** is for soldering direct to a tuner plate, through a 'burst' hole.

**Lead-Through Type CCI61S** and **Stand-Off Type CCI63S** have a central flange for mounting on a tuner plate having a punched hole.

**Stand-Off Type CCI62S** has a mounting flange at the base, enabling it to be soldered to a flat chassis.

## HI-K CERAMIC DISCS

for decoupling purposes in T.V. and spark suppression in small electrical apparatus—extremely low inductances. Up to 10,000 pF, at 500 v. D.C. working. Finished in a moisture-resisting compound that does not soften or crack up to 100°C.

# THE TELEGRAPH CONDENSER CO. LTD

RADIO DIVISION: NORTH ACTON · LONDON · W.3 · Telephone: ACORN 0061



# 16 YEARS OF FAULTLESS SOLDERING

## 7lb. REEL

Ersin Multicore 5-core Solder is available in 6 alloys and 9 gauges from 10 to 22 s.w.g. on 7 lb. reels for factory use. Prices on application.



## RADIO & T/V SERVICE ENGINEERS' 1lb. REEL

This economy pack for service engineers contains approximately 167 ft. of 18 s.w.g. 50/50 alloy Ersin Multicore 5-core Solder. Ref. R5018 15/- each (subject)



## SIZE 1 CARTON

This popular carton is available containing Ersin Multicore 5-core Solder in any of 4 specifications; e.g.—C16018: 60/40, 18 SWG, 55 ft. 5/- (subject.)



## SOLDER THERMOMETER

Will measure solder temperatures up to 400°C. on soldering iron bits or in solder baths. Calibrated also in Fahrenheit. £6.12.6.



## ARAX MULTICORE SOLDER

This solder, which has 2 cores of non-rosin flux, is recommended for metal fabrication. Available on 7 lb. and 1 lb. reels and in 5/- & 6d. cartons.



## HOME CONSTRUCTOR'S 2/6 PACK

This carton contains 20 ft. of 18 s.w.g. 60/40 alloy Ersin Multicore Solder, wound on a reel. Packed specially for the home constructor. 2/6 each (subject)



# PROVE Ersin Multicore TO BE THE

## PRINTED CIRCUITS

Publication P.C.101 contains full details of the Multicore materials supplied for the efficient soldering of printed circuits and also details of Multicore Activated Surface Preservative.

## AUTOMATIC SOLDERING HEAD

This machine feeds  $\frac{1}{8}$ " to  $\frac{1}{4}$ " of 13 to 19 s.w.g. Ersin Multicore when the iron descends. Three models available.



## PUBLICATIONS

Laboratory engineers and technicians are invited to write on their firms letterheading for complimentary copies of "Modern Solders", containing much useful information on melting points, standard gauges, constitution of alloys, fluxes, etc.

## ULTRA FINE GAUGES

Ersin Multicore 5-core Solder in even gauges between 24 and 34 s.w.g. is available on  $\frac{1}{4}$  lb. reels. Any gauge not supplied as standard can be made to special order.



## SOLID SOLDER WIRE

Precision made solid solder wire is supplied in a full range of alloys and gauges for the comparatively few process where it is now required. Prices on application.



## SOLDER RINGS

Butt jointed rings in Ersin or Arax Multicore Solder available in bulk at no extra cost. Wide range of gauges and alloys.

# FINEST CORED SOLDER IN THE WORLD

## BIB WIRE STRIPPER AND CUTTER

Here's a really handy tool that strips insulation, cuts wire and splits plastic extruded twin flex. Adjustable to most wire thicknesses. 3/6 each. (subject)



## BIB RECORDING TAPE SPLICER

This well designed, well finished splicer makes accurate jointing of recording tape quick and easy. It incorporates many new detail refinements. 18/6 each (subject)



## BIB GIFT PACK

The ideal present for any electrician or handyman—a Bib Stripper, Tape Solder and Insulated Screwdriver on a presentation card—all for 5/- (subject)



Since Ersin Multicore Solder was introduced in 1939, leading manufacturers in the radio, television and electronic industries have relied upon its unvarying quality to safeguard their

reputations. Avoid the risk of dry or H.R. joints. Specify and use the finest cored solder

## —ERSIN MULTICORE SOLDER

MULTICORE SOLDERS LTD., MULTICORE WORKS, HEMEL HEMPSTEAD, HERTS. (BOXMOOR 3636)