


OCTOBER 1955 · TWO SHILLINGS

Show Review

Wireless World

Radio · Electronics · Television



FORTY-FIFTH YEAR OF PUBLICATION

**BICC****'BICALEX'****WINDING WIRES**

"Bicalex" synthetic-enamel insulated winding wires are ideal for high-speed winding and for applications where abrasion is likely.

They can be stretched, twisted and even flattened without damage to the insulation.

Full details on "Bicalex" Winding Wires are given in Publication No. 322, available on request.



For EVERY type of coil — there's a BICC Winding Wire



BRITISH INSULATED CALLENDER'S CABLES LIMITED
21 BLOOMSBURY STREET, LONDON, W.C.1

Wireless World

RADIO, ELECTRONICS, TELEVISION

Managing Editor:

HUGH S. POCOCK, M.I.E.E.

Editor:

H. F. SMITH

OCTOBER 1955

In This Issue

Editorial Comment	467
German Radio Show	468
I.T.A. London Transmitter	470
Commercial Television Studios	470
Distributing I.T.A. Programmes	471
World of Wireless	472
Radio Show Review	476
British Aircraft Radio	491
Simple Hum-Reducing Circuit for Radio Receivers. <i>By Herbert J. Fraser</i>	495
I.T.A. Midland Station: Test Transmissions	496
Letters to the Editor	497
Transistor Equivalent Circuits—4. <i>By W. T. Cocking</i>	499
Dry-Cell Reactivator. <i>By R. W. Hallows</i>	503
Long-Range Television Reception	504
More about Fourier. <i>By "Cathode Ray"</i>	506
Short-wave Conditions	510
European Colour Television	511
Books Received	512
Small Power Valves. <i>By R. E. Wyke</i>	513
Instrument Kits. <i>By Charles B. Bovill</i>	517
October Meetings	521
Random Radiations. <i>By "Diallist"</i>	522
Unbiased. <i>By "Free Grid"</i>	524

VOLUME 61 NO. 10

PRICE: TWO SHILLINGS

FORTY-FIFTH YEAR
OF PUBLICATION

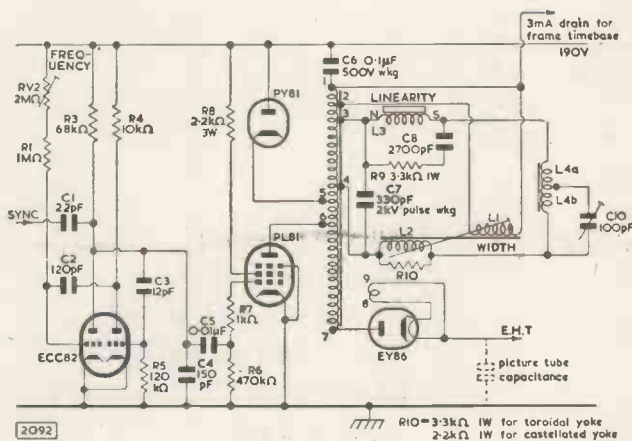
PUBLISHED MONTHLY (4th Tuesday of preceding month) by ILIFFE & SONS LTD., Dorset House Stamford Street, London, S.E.1. Telephone: Waterloo 3333 (6 lines). Telegrams: "Ethaworld, Sedist, London." Annual Subscription: Home and Overseas, £1 7s. 0d. U.S.A. \$4.50. Canada \$4.00. BRANCH OFFICES: Birmingham: King Edward House, New Street, 2. Coventry: 8-10, Corporation Street. Glasgow: 26B, Renfield Street. C.2. Manchester: 260, Deansgate, 3.



VALVES, TUBES & CIRCUITS

34. TIMEBASES FOR 90° SCANNING

LINE TIMEBASE
FOR
405-LINE RECEIVERS



The need for efficient timebases for 90° picture tubes was mentioned in "Valves, Tubes, and Circuits" No. 33 (a reprint is available). The line timebase shown above is for use with the Mullard MW53-80 21-inch, 90° tube, operating at 16kV e.h.t. The h.t. drain of 19W is little more than that of a typical 70° scanning system.

The change from 70° to 90° necessitates, for scanning coils of a given length, an energy increase of $(\sin 45^\circ / \sin 35^\circ)^2 = 1.5$ times. The sensitivity of the coils is reduced because their magnetic length must be shortened to avoid corner cutting (partial compensation is obtained by extending the coils up the flare of the tube). And, for the larger picture area, the e.h.t. voltage must be increased if the beam current is not to be excessive.

For given values of scanning coil energy, booster diode conduction period, e.h.t. voltage, flyback time, and peak pentode anode current, there is an optimum h.t. line voltage for highest circuit efficiency. Thus for a given h.t. line voltage there is an optimum value of peak pentode anode current. In a conventional 70° circuit a resistor in the cathode lead of the output pentode, commonly dissipating 1.5W, is used to reduce the h.t. potential. Its removal increases the scanning coil current and peak anode current and

voltage. If the peak anode current is corrected by alteration of the turns ratio of the diode and pentode windings, the h.t. drain is unchanged and the output to the scanning coils is increased. The resulting excessive peak voltages on the booster diode and output pentode are counteracted by tuning the leakage inductance of the e.h.t. overwind (points 6 to 7) to approximately the third harmonic of the flyback oscillation. This does not lengthen the flyback; and it helps to eliminate ringing at the start of the scan. Energy flows, during flyback, from the primary to the leakage inductance of the overwind and then back to the primary. The tuning is not critical.

The scanning coil connections (points 3 and 4) are equidistant respectively from points 1 and 5, which are at a.c. earth during scan. Ringing voltages at points 3 and 4 are equal and of the same polarity, therefore the ringing current through the coils is zero. The series width coil and the linearity coil are in opposite ends of the scanning coil feeds in order to disturb this balance as little as possible.

Operating conditions for the circuit will be included in the reprint of this advertisement. They should be closely reproduced in the interests of maximum valve life. The reprint will also include a frame timebase circuit.

Reprints of all advertisements in this series are available without charge from the address given below.



MULLARD LTD., Technical Service Department, Century House, Shaftesbury Avenue, London, W.C.2

MVM 334

Wireless World

OCTOBER 1955

VOL. 61 No. 10

Too Little and Too Late

IN our last issue we expressed doubts whether the new Post Office regulations, which came into force on September 1st, would in fact have any significant effect in reducing the prevailing intolerably high level of man-made interference with radio reception. These fears were strengthened by statements made by the Postmaster-General at a conference held shortly after our last issue appeared.

Administrative complexity is only one of the difficulties. According to the P.M.-G.'s own admission "these regulations can only be enforced through very elaborate legal processes, which are laid down in the Wireless Telegraphy Act." That sounds to us like an under-statement. Take the regulations affecting small motors. They *seem* clear enough; all users are required to restrict conducted and radiated interference to limits that are precisely laid down. But it is not really so simple as that; in fact, the user of a motor producing strong interference does not feel the weight of the regulations until several steps have been taken. First the Post Office must have a complaint from a neighbour who is suffering from the interference; then the complaint must be investigated and traced to its source by P.O. officials; finally a notice must be served on the owner of the offending motor requiring him to fit suppressors. Failing a complaint, the owner need do nothing; put rather crudely, he commits no offence until he is caught—or, more accurately, until he refuses to obey an order requiring him to fit a suppressor. And in the majority of cases, the complaint needed to set in motion the complex P.O. machinery will be lacking.

Unfortunately, the history of compulsory interference suppression has been a long story of "too little and too late." The P.M.-G. was given the powers—admittedly somewhat limited—to take active steps by the Act of 1949, but did nothing until 1953, when regulations for ignition suppression came into force. These regulations were somewhat half-hearted, and in any case were out of date when they were issued. They did not cover broadcasting Band III, in which arrangements had already been made to start an alternative television service.


The truth of the matter seems to be that the

present procedure is too slow and cumbersome for a rapidly growing art like ours. Before the P.M.-G. can act he must be advised by a committee faced with the difficult tasks of reconciling strongly conflicting interests and, harder still, of laying down precise limits of interference on data that is never complete or fully up to date. *Wireless World* is increasingly in sympathy with those who contend that anti-interference legislation should be on a simpler basis, requiring merely the observance of "reasonable precautions."

Although the latest regulations may be ineffective, they may at least serve to draw attention to the general subject of interference, and so have an indirectly beneficial effect. To coincide with them, the British Standards Institution has just issued two booklets. The first is a revised edition of "Components and Filter Units for Radio Interference Suppression" (BS615:1955; 6s). An important feature of this publication is that it deals at length with capacitor requirements and tests. All too often, unsuitable capacitors have been used and, naturally enough, frequent breakdowns have prejudiced makers and users of electrical appliances against suppressors in general.

The second B.S.I. publication is "General Aspects of Radio Interference Suppression" (CP1006:1955; 10s). This is intended as a working guide for radio and electrical dealers and their service technicians on the fitting of suppressors. For this purpose it constitutes a very useful and detailed survey of accepted good practice in dealing with the usual sources of interference.

We are glad to see that in the CP1006 booklet a fair amount of space is given to the question of receiving aerials, even though this subject might be thought irrelevant. Without being entirely defeatist over the powers of the Post Office to protect its broadcast receiver licences, it is as well to remember that "Heaven helps those who help themselves." Is there not a thought in this for broadcast receiver manufacturers? Although the public now refuse to put up good aerials for a.m. sound reception, they will do so for television; they might be persuaded to do the same for v.h.f. sound.



GERMAN

Correspondents' Impressions of Broadcast Receivers and Test Equipment at the Düsseldorf Exhibition

WHILE the British radio show was in progress at Earls Court, another exhibition, larger and more varied, was taking place on the bank of the Rhine at Düsseldorf. A tour of the stands, and conversations with the helpful and enthusiastic attendants, soon showed that real development had taken place in German vision and sound radio since the last exhibition in 1953.

Owing to the post-war lack of medium-wave channels the German v.h.f. service in Band II has expanded more rapidly than in Great Britain, and trends in Germany may well influence future design here.

All German receivers must now be approved by the Post Office as sufficiently free from radiation, and the cheap designs of the immediate post-war years have disappeared. The v.h.f. input circuit used in nearly all receivers consists of a neutralized triode r.f. amplifier followed by a self-oscillating triode frequency-changer. Further, to reduce radiation, the output from the r.f. amplifier is coupled into the frequency-changer grid circuit at a tapping point of low oscillator voltage.

Ratio detectors are now used in all receivers, often with germanium rectifiers. The standard i.f. of 10.7 Mc/s is used except in combined sound/television receivers, which have an i.f. of 5.5 Mc/s, the TV sound being produced by the difference-frequency principle to be mentioned later.

Multiple Loudspeakers.—There is great interest in high-quality reproduction, resulting from the introduction of v.h.f. and of high-quality records. Most receivers, including table models, have more than one loudspeaker, spaced round the front and sides of the cabinet. The intention is to diffuse the sound into the room, and also, with the larger assemblies, to give a three-dimensional effect. Six loudspeakers are used in some radio-gramophones, including electrostatic types for the higher frequency range.

Practically no receivers are without a v.h.f. range. Most cover v.h.f., medium and long waves, or v.h.f., short, medium and long waves. Interest in medium-wave reception, despite the heavy interference on many German frequencies, is shown by the fitting in some receivers of ferrite rod aerials, rotatable by a control knob on the front panel.

The German television standard is 625 lines and

f.m. sound. The total channel width is 7 Mc/s, and the separation between sound and vision carrier-frequencies is 5.5 Mc/s. This higher definition system probably accounts for the larger screen sizes popular in Germany, the tendency being to concentrate on 17-in and 21-in tubes, while two models with 27-in tubes were on show, the picture tubes being American. Certainly the larger screens could be comfortably viewed at a distance at which the lines would have been prominent on the 405-line standard.

Television Receiver Design.—German television is transmitted on a number of channels in Bands I and III, and turret tuners are generally fitted. Many receivers use cascode r.f. amplifiers and careful screening is used to prevent oscillator radiation. A common wide-band i.f. amplifier is employed for both sound and vision. It appears that earlier designs using a separate i.f. chain for sound had given trouble because of oscillator drift on Band III which caused detuning and distortion of the f.m. sound. The difference-frequency system is now commonly used, by which the sound and vision i.f.s are amplified together and applied together to a diode detector. The products of rectification include the video frequency signal, and the beat frequency of 5.5 Mc/s between the sound and vision carriers. This frequency of 5.5 Mc/s, which is dependant only on the difference between the sound and vision r.f. carrier frequencies, is filtered out and fed into the f.m. sound circuits.

At the moment there are rather fewer than 200,000 television receivers in use in Germany, and a rapid increase is expected. The German manufacturers are also very interested in the export market, and at least two firms had on show a 4-standard receiver which would receive 819- or 625-line systems, with positive or negative vision modulation, a.m. or f.m. sound, to suit the several systems of Northern France, Holland and Belgium.

Internal rotatable aerials are fitted in these receivers. They consist of a butterfly-shape of metal foil on an insulated disc about 20in across, mounted under the top of the cabinet with a small projection backwards for rotation; with the cascode r.f. stage they appear to give very satisfactory reception in regions of good field-strength. However, I noticed that the German Post Office stand featured a display stressing the

RADIO SHOW

desirability of an external aerial to combat interference.

Band IV Television.—It is expected that Bands I and III will be fully occupied by television within two years, and plans are already being made for operation in Band IV. Several television receivers have space ready for a Band IV convertor, and in at least one receiver, one position of the turret switches the cascode r.f. stage and the pentode mixer to straight-through operation at the i.f. Thus, when a Band IV convertor is fitted, a high-gain low-noise i.f. amplifier will be available.

There was a larger variety of radio-gramophones and tape-recorders than at Earls Court, including massive instruments that include both functions. However, the only item of particular technical interest was the Tefifon.

Tefifon recordings are in the form of a spiral groove on an endless belt or tape of flexible plastic, rather less than one inch wide. A special diamond pickup head is employed and the tape speed is 19 cm/sec. The maximum duration of the recordings is four hours. Any desired part of the recording may be selected by moving the pickup head across the tape, and no rewinding is required.

A comprehensive display of v.h.f. aerials was on show, particularly for Band III. At one stand an enquiry whether they had much demand for the erection of Band I aerials elicited the reply, "*Nein, Gott sei dank!*" But, if they did not like working on large Band I aerials, they did try to meet any requirement on Band III. Yagis with up to ten elements are available with a bandwidth of one channel (7 Mc/s), in vertically stacked pairs to reduce interference from below, and side-by-side to reject reflections from the side. Vertically stacked dipoles backed by a reflector plane of wires are available for locations with strong interference or reflections from behind, and these aerials have the advantage of a wide bandwidth.

TEST AND MEASURING GEAR

THOUGH the Düsseldorf show was predominantly a display of domestic broadcast receivers, many of the foremost German instrument firms were represented. One of the senior firms in the German instrument industry is Rhode & Schwarz, whose products are now becoming known in this country. In quality of workmanship their gear is equal to anything made anywhere in the world, and their range includes instruments rarely encountered in other catalogues. Amongst them are a variety of signal generators covering the v.h.f. range with disc seal triode valves and going right through the microwave region with klystron generators. In fact, signal generator coverage can be given from 1 Mc/s to 20,000 Mc/s with varying types of modulation. Other items seldom seen in Britain were field-strength measuring sets covering the range up to 1,000 Mc/s and a calibration receiver of instrument quality in the same frequency band with an aerial system for which remote drive for orientation is provided. V.H.F. impedance and power measuring devices were also well represented. The

general impression of the firm is one of immense technical competence.

Medium-priced Equipment.—A smaller firm and one less known to most of us is Klemt. Here prices are below the dizzy heights of Rhode & Schwarz, and the equipment, while still very well made and finished, has not quite the same air of *haute couture*. Technically the range is most interesting and the majority of the exhibits fit neatly into gaps in the British manufacturers' ranges. The most ambitious instrument is a factory production limit bridge which automatically sorts capacitors into five tolerance groupings at the rate of 2,600 an hour. A close relation to this is an automatic balancing 1-Mc/s capacitance bridge which also measures small phase defect angles. The Klemt range proceeds through a variety of television wobblers with built-in markers, display and pattern generators and a rather fine flying spot scanner, to equipment with more appeal to the servicing technician. Foremost here is a television field-strength meter covering 40-225 Mc/s with a voltage range of 5 μ V-100mV/metre. This, while being comparatively low in price, has sufficient performance to make it suitable for many other uses.

Another of the big names in German test gear is Siemens and Halske of Munich. Their exhibits were confined to a few oscilloscopes on the Siemens radio stand, although their range is probably the most comprehensive in Germany, particularly in the audio and carrier telephony frequency range.

There was a large number of firms showing such things as multi-range meters, valve testers and comprehensive service kits—little attaché cases containing a meter, a small generator, an oscilloscope and a range of trimming tools. Most of the instruments shown in this category have British-made equivalents.

V.H.F. Signal Generators.—In view of the leeway that Germany had to make up after the war in the v.h.f. and microwave fields, the number of instruments available compared with the variety in this country is most surprising. The early start with an f.m. broadcasting system, on the other hand, is well reflected by the comparatively wide choice of f.m. signal generators. The general standard of manufacture and finish is at least as good as our own and in one or two cases rivals the best available here. Prices vary enormously from the expected in both directions, but tend on average to be high. Deliveries are rather better than we normally expect over here.

Represented on the Telefunken stand were Hienz Gunther Neuwirth with a range of f.m. signal generators. A few of these are already in use here and are highly thought of. One of them, the MS4/U, covers the useful frequency range of 4-250 Mc/s on fundamentals and is one of the best liked examples of that rare breed, the professional quality f.m. signal generator.

Diversity of Standards.—One disadvantage of buying German instruments in this country lies in the different standards used. The standard r.f. output impedance, for example, is 60 Ω and, although easy enough to pad up, is rather a nuisance, while the standard r.f. plug is yet another to add to one's already large collection of conversion leads or adaptors. All instruments have frequency calibrations in Hertz or

MHz (where fortunately the conversion factor is simple!) but many have controls marked in nepers, which is not so good. To set against these drawbacks it should be said that the German manufacturers are far more willing to meet one's requests for detail changes than are the majority of British firms.

The general conclusion would seem to be that we are much better served by our own industry in the choice of everyday instruments such as valve voltmeters and audio oscillators, but that the German technician has a much greater chance of buying an instrument for a rather unusual measurement or in an "unpopular" frequency band.

I.T.A. London Transmitter

SIGNALS radiated from the new commercial television station at Beulah Hill, Croydon, are on exactly the same standards as the B.B.C. transmissions, but the method of producing them is somewhat different because of the much higher frequency (194.75Mc/s vision). Coaxial line techniques are used for the r.f. amplifiers, and the valves are mounted inside vertical cylinders looking rather like drain-pipes which constitute the tuned circuit elements. The r.f. section of the vision transmitter actually comprises a crystal drive unit, two triode r.f. amplifiers working in earthed grid circuits, a tetrode modulated amplifier and a final triode amplifier which handles the modulated signal and gives an output of 10kW peak. The valves are air-cooled.

On the video side, the incoming signal from the studios, after passing through various amplifying, control and correction circuits, goes to the modulator, where the actual process of modulation is done on the grid of the tetrode r.f. amplifier by a cathode follower output stage. The black level of the signal is maintained constant by means of a feedback circuit which monitors the amplitude of the transmitted sync pulses



The control desk at the station, with the actual transmitter seen through the window.

PUBLICATION DATE

Owing to a temporary rearrangement of our printing schedule the publication date of the November issue of *Wireless World* will be advanced to October 18th. The subsequent issues will continue to appear as scheduled on the fourth Tuesday of the month.

(at a point in the aerial feeder) and uses this information for correction purposes.

The outputs from the 10-kW vision transmitter and the 2½-kW sound transmitter are fed to a combining unit in the transmitter hall which also contains a vestigial sideband filter to give the correct characteristics. From there the signals go by feeder to the eight-stack aerial array, which is mounted on a mast at a height of 175ft and has sufficient gain to give an effective radiated power (on vision) of 60kW. The height of the transmitter site itself is actually 375ft.

Marconi's, in collaboration with I.T.A. engineers, have designed the transmitter, and it is actually the prototype equipment which they have installed because of the extremely short time available to do the job—seven months since February. A standard production model will follow later. Film scanning equipment made by Cintel has also been put in, to provide local programme material if there is a failure of the video signal coming from the studios.

Commercial Television Studios

WHEN advertisers are paying several hundred pounds a minute for "spots" on commercial television the need for split-second timing of programmes is of paramount importance. The facilities needed to achieve this are perhaps the most outstanding feature of the equipment which Marconi's have installed at the Wembley studio centre of Associated-Rediffusion (the Monday-to-Friday programme producing company in London). The process of switching from camera to camera, for example, is all done by relays under the control of a bank of push-buttons, and the person in charge of "vision mixing" has to develop much the same kind of skill as a typist or calculating machine operator. Moreover, because of the large number of filmed inserts used in programmes, it has been necessary to provide the "vision mixer" with a very rapid means of bringing in the film-scanning equipment, and this is done by a remote control system, again worked by push-buttons.

Such is the precision demanded for changing programmes on time that apparently the human operator is not to be relied on, and eventually the job will be done automatically by a time switch!

In the same room as the main film scanners (made by E.M.I.) is another equipment (R.C.A.) in which either films, slides or caption cards can be scanned by a small Vidicon camera. A whole succession of caption cards (or even solid objects) can be fed through it automatically on a belt, like cartridges going into a machine-gun, while the slides are presented in succession on rotating discs—the complete mechanism

being again under remote control. Further speed of operation is achieved with yet another remote control system for raising and lowering studio lamps on telescopic mountings, while on the sound side the gramophone turntables have optical calibration systems which enable the pick-up to be lowered straight into a groove selected beforehand.

Image orthicon cameras are used throughout (incorporating the improved 4½-in pick-up tube described in our May, 1954, issue) and with these it has been possible to utilize fluorescent lighting a good deal.

Another important feature of the Wembley establishment is its structural planning and layout. The four studios (five eventually) are arranged on either side of a long, central section built in three storeys which contains all the control rooms and, in fact, the entire technical installation and its staff. This technical "nerve centre" is therefore kept very compact and isolated from the programme production activities, but at the same time is well placed to see what is going on.



Vision control room for one of the studios. Here pictures are selected from the cameras and also from the film-scanners, which can be remotely controlled from this position.

Distributing I.T.A. Programmes

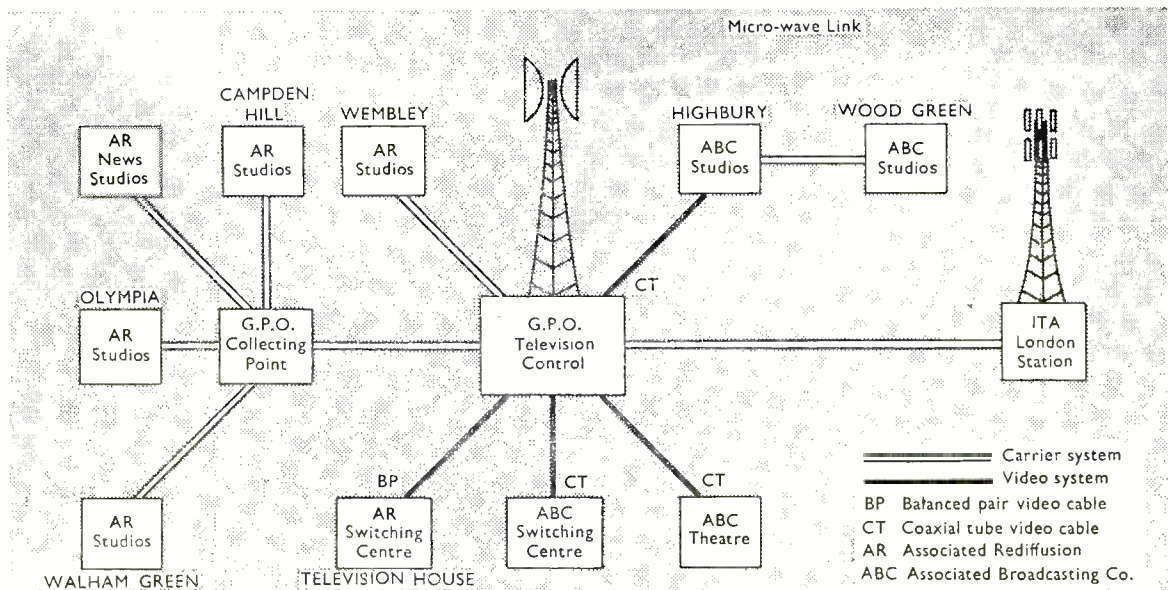
WHEN the B.B.C. extended its television service to the provinces the Post Office established a control centre in London to look after the complicated network of lines, cables and radio links connecting the various studios, o.b. points, and the transmitting stations. Through this centre, located in the Museum telephone exchange buildings, passes practically all the B.B.C.'s television programmes. With the inauguration of the I.T.A.'s service its programmes will also pass through this centre.

A further network of lines and cables connecting the studios of the new programme companies and the London transmitting station has, therefore, been built up and some idea of the complexity of this new network can be obtained from the accompanying schematic drawing. It does not, however, give quite

an exact picture as some of the links consist of multiple cables containing either coaxial tubes or balanced pairs. The system of transmission over the cables will be either a modulated carrier centred on about 6 Mc/s or the actual video signal. Where the carrier system is used, as shown by the twin-line connecting links in the diagram, the lower sideband only will be transmitted with complete suppression of the carrier. The bandwidth of the system is 3 to 7 Mc/s.

The microwave relay system set up to carry the B.B.C.'s television programme to the Midlands before the coaxial cable was laid, and which was described in the December, 1949, *Wireless World*, is being renovated and brought up to date so that it can be used when the I.T.A. opens its Midlands station.

Schematic drawing of the G.P.O. programme distribution system planned for the I.T.A.



WORLD OF WIRELESS

450-Mc/s Band for Mobile Radio ♦ American TV Stations ♦

V.H.F. Broadcasting ♦ S.O.S. Alarm Signal

U.H.F. Mobile Radio

THE Ministry of Transport and Civil Aviation has been asked to vacate at an early date part of the 420-460 Mc/s band (at present used for radio altimeters) as it is needed for private mobile radio and other services. Initially the top 10 Mc/s only are to be used for mobile radio.

At the Atlantic City conference this band was allocated, so far as the European region was concerned, to aeronautical radio-navigational aids and amateurs, priority being given to the first. It has, however, always been understood that the radio-altimeter service would be transferred to bands around 2,000 and 4,000 Mc/s when suitable equipment became available.

So far as amateurs are concerned, the Radio Society of Great Britain recently stated that it anticipated that eventually in this country the band 425-440 Mc/s would become an exclusive amateur allocation, whilst the 5 Mc/s below and 10 Mc/s above would be shared with other services.

U.S. Broadcasting Stations

ACCORDING to figures issued by the Federal Communications Commission there were 3,665 broadcasting stations operating in the United States at the end of July. Of this number 2,719 were medium-wave a.m. stations, 499 f.m. transmitters, 437 commercial television and 10 educational television stations. It is worth noting that 109 of the television stations are operating in the u.h.f. band (above 470 Mc/s) and that a further 119 of the 180 under construction will also operate in this band.

According to *Tele-Tech*, although only a handful of the commercial television stations can originate their own colour programmes, the majority of the 364 network stations operating in 241 cities are equipped to relay colour transmissions.

Applications for permission to build a further 209 a.m., 11 f.m. and 157 television stations were outstanding at the end of July.

Wrotham on Full Power

ALL three v.h.f. transmitters at Wrotham are now working on full power, the e.r.p. of each being 120 kW. During August the second half of the Home Service transmitter together with the aerial combining units were installed and the setting up of the final aerial arrangements completed.

The completion of the installation means a 3 dB increase in the effective radiated power of the Light and Third Programme transmitters and a 6 dB increase for the Home Service.

If present plans materialize, the stations at Pontop Pike (Co. Durham), Divis (Northern Ireland) and Meldrum (Aberdeenshire) will be brought into service by the end of this year. The three transmitters at each of the stations will have an effective radiated power of 60 kW.

Marine Distress Calls

AN internationally recommended alarm signal to improve the distress service on 2,182 kc/s is being introduced in this country. The signal consists of two tones (2,200 and 1,300 c/s) transmitted alternately each quarter of a second for up to one minute before the distress call. The first two British coast stations to be equipped with electronic equipment for generating and receiving the alarm were North Foreland and Niton which introduced the signal on August 16th when some French coast stations also started using it.

The alarm signal, which on vessels may initially be generated by means of a whistle, can be readily distinguished through heavy interference and can be used to actuate receiving equipment.

Authors' Awards

THE annual award of premiums to authors of papers published during the year in its *Journal* is announced by the British Institution of Radio Engineers.

The Institution's premier award, the Clerk Maxwell premium (value 20 gns) is to be presented at the annual general meeting on October 26th to F. N. H. Robinson, a research fellow at the Clarendon Laboratory, Oxford, for his paper "Microwave shot noise in electron beams and the minimum noise factor of travelling wave tubes and klystrons."

Dr. T. B. Tomlinson, formerly at the University of Southampton and now at the G.E.C., receives the Heinrich Hertz premium (20 gns) for "Partition components of flicker noise." The premium is awarded for the most outstanding paper dealing with the mathematical or physical aspects of radio.

For his paper "Problems of television cameras and camera tubes" L. H. Bedford (Marconi's) receives the 15-gn Louis Sterling premium awarded for the most outstanding paper on television technique.

The 15-gn Brabazon premium (awarded for a contribution on electronic or radio aids to aircraft safety) is shared by J. W. Jenkins, J. H. Evans, G. A. G. Wallace and D. Chambers, of Cossor, for "A high-definition general-purpose radar."

For his paper "Some factors in the engineering design of v.h.f. multi-channel telephone equipment" W. T. Brown, of British Telecommunications Research, receives the 10-gn Marconi premium (an engineering award); Dr. G. N. Patchett, of Bradford Technical College, receives the 10-gn Leslie McMichael premium (awarded for a paper on improvements in the technique of broadcast or television reception) for his contribution "A critical review of synchronizing separators with particular reference to correct interlacing"; and R. W. Walker, King's College, Newcastle-upon-Tyne, the 10-gn Students' premium for his paper "An electronic random selector."

The second award of the Sir J. C. Bose premium for a contribution by an Indian goes to S. Deb (Institute of Radio Physics and Electronics, Calcutta University) for "Decay of emission from an oxide-coated cathode due to adsorption of matter liberated from the anode."

The Institute has also awarded 20-guinea premiums for five papers read at the Industrial Electronics Convention held in Oxford in July last year.

PERSONALITIES

Sir Robert Watson-Watt, F.R.S., has been appointed president and chairman of the board of Logistics Research, of Redondo Beach, Cal., U.S.A., manufacturers of electronic computers. Sir Robert has been in North America for some time and was appointed adviser on radar and electronics to the Canadian Defence Research Board in 1952.

Sir Leslie Nicholls, K.C.M.G., M.I.E.E., is relinquishing, at his own request, the chairmanship of Cable & Wireless, Limited, in January next; he is 60. A regular soldier from the age of 17½, Sir Leslie retired with the rank of Major-General shortly before his appointment to the board of Cable & Wireless in 1947. During the last war he served as chief signal officer in various theatres of war and after the invasion of Europe became deputy chief signal officer to General Eisenhower at S.H.A.E.F.

Captain Geoffrey C. F. Whitaker, R.N., has relinquished his appointment as assistant captain-superintendent of the Admiralty Signal and Radar Establishment, which he has held since 1952, and has become fleet electrical officer on the staff of the Flag Officer Commanding Reserve Fleet. Captain Whitaker, who had previously been at A.S.R.E. for two years, has served exclusively in the research and development field in his shore appointments since the war. He has been Admiralty representative on the I.E.E. Radio Section Committee since 1952, on which he is continuing to serve. As announced last month, he is succeeded at A.S.R.E. by Captain G. C. Turner.

Dr. David G. Tucker, since 1950 in the Royal Naval Scientific Service at H.M. Underwater Detection Establishment, Portland, has been appointed to the chair of electrical engineering at the University of Birmingham. Professor Tucker, who is 41, joined the Post Office research station, Dollis Hill, in 1934 where, in 1946, he was appointed head of the transmission measurements research group. He received his doctorate of science in 1948 from London University, where he obtained his Ph.D. and B.Sc. degrees. Twelve of his many contributions to the technical press have appeared in our sister journal *Wireless Engineer*.

Colonel A. H. Read, at present telecommunications attaché at the British Embassy in Washington, has been awarded the Marconi Memorial Medal of Service by the American Veteran Wireless Operators' Association. He was for 32 years in the Post Office and was at one time inspector of wireless telegraphy. At the time of his retirement from the Post Office last year he was director of overseas telecommunications.

J. D. Craggs, M.Sc., Ph.D., F.Inst.P., has been appointed to the Robert Rankin Chair of Electronic Engineering in the University of Liverpool, where he was formerly reader of electronic engineering.

During a tour of the United States, which he is beginning early in October, **P. D. Collings-Wells**, B.Sc. (Eng.), of Goodmans Industries, Ltd., will deliver a lecture on "Standards of acceptance for high-fidelity loudspeakers" at the New York Convention of the Audio Engineering Society. He will also lecture to branches of the Society. One of the objects of the tour is to promote discussions which it is hoped will ultimately lead to the formation of a set of standards governing minimum performance requirements for high-quality loudspeakers.



Appointments to fill the post of engineer-in-charge at two of the new B.B.C. television stations are announced. **J. J. Allen** goes to the Channel Islands station at Les Platons, Jersey, which is now nearing completion, and **W. Balfour** is appointed to Meldrum, Aberdeenshire. Mr. Allen joined the engineering equipment department of the B.B.C. in 1939 and since 1953 has been in the planning and installation department. Mr. Balfour has been with the Corporation since 1934, when he joined the staff at the Washford, Somerset, station as assistant maintenance engineer. He was previously at the G.P.O. station at Portishead. Since 1950 he has been engineer-in-charge at the studio centre and transmitter in Aberdeen, for which he will continue to be responsible. The B.B.C. also announces the appointment of **H. F. Bowden** as engineer-in-charge of the short-wave transmitter at Skelton, Cumberland, in succession to **S. A. Williams**, who has retired. Mr. Bowden, who joined the London staff in 1926, has been assistant engineer-in-charge at Skelton since 1945, having previously held the same position at the Rampisham, Dorset, short-wave station.

W. T. White, who has been with the Ferguson organization for more than 25 years and is now general works manager of the electronics division, and **C. E. Payne**, chief engineer of the division since 1945, have been appointed to the Board of the Ferguson Radio Corporation. **S. T. Holmes**, publicity manager of the Thorn group (which includes Ferguson), has also been made a director of the Corporation.

Christopher E. G. Bailey, M.A., M.I.E.E., has been appointed technical director of Solartron Electronic Business Machines, Ltd., and will act in a general advisory capacity on research and development work to the Solartron Electronic Group, of Thames Ditton, Surrey. He has been a consultant to the Group for some time and was largely responsible for the design and development of the Solartron radar simulator. He read physics at Balliol College, Oxford, where he was an exhibitioner, after which he joined the Gramophone Co. in 1928 for three years. He has since then been on the staffs of a number of radio companies, including Philips in Holland. He is 49.

A. T. Bardens, A.M.I.E.E., M.Brit.I.R.E., until recently engineer-in-charge, Radio Hong Kong, has joined Overseas Rediffusion, Ltd., as a senior engineer for appointment abroad. He was previously with Cable & Wireless and held various technical posts during 28 years' overseas service. Radio Hong Kong operates one short-wave and two medium-wave stations.

OBITUARY

Harold L. Kirke, who retired from the position of assistant chief engineer of the B.B.C. in 1952 owing to ill health, died on August 25th at the age of 60. He joined Marconi's in 1920 and was closely associated with the setting up of the Writtle experimental broadcasting station in 1922. He went to the B.B.C. in 1924 and in the following year was appointed head of the development department which later became the research department. Mr. Kirke was assistant chief engineer for two years before his enforced retirement. He was appointed C.B.E. in 1947.

OUR AUTHORS

R. E. Wyke, contributor of the article in this issue on small power valves, has been with the M.O. Valve Co., where he is now in charge of design and development, for just over 20 years. Since the war he has been mainly concerned with government work on improving valve reliability.

Herbert J. Fraser, who in this issue describes a simple circuit for reducing hum in receivers, has been on the engineering staff of Amalgamated Wireless Valve Co. Pty., Ltd., Australia, since 1944. He has of late been concerned with production engineering of transmitting

and special valves and on the development of electronic equipment for valve production and testing. He received a diploma in radio engineering from the Marconi School of Wireless, Sydney, in 1944. He is 32.

WHAT THEY SAY

Subscription Television.—"It may not be generally known that the wired television systems we have developed have been designed so as to enable subscribers to receive additional programmes for an extra payment—through a coin box or otherwise. This method of subscription television, if introduced, will have the great advantage over any radio method of subscription television in that it will not be necessary to employ radio channels wastefully for the benefit of a limited part of the population."—J. S. Wills, chairman and managing director of Broadcast Relay Service, Limited.

Bonanza.—"If we made no profits whatever from selling [domestic] radio and television sets, we would still make sufficient profits in the other parts of our business to maintain our present dividends."—Pye Limited, report for 1954/55.

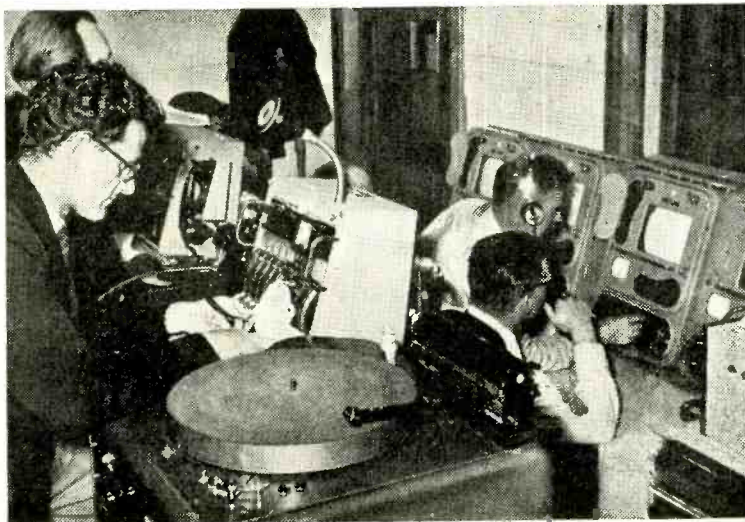
NEWS IN BRIEF

During July **Receiving Licences** for television increased by 49,161 and licences for car sets by 4,893 but "sound only" licences decreased by 22,227. Licences current in the U.K. at the end of the month were "sound" 9,061,008, television 4,725,583 and car radio 280,803.

The spring meeting of the Physical Society will be devoted to the subject of **Semi-conductors**. It is being organized by the B.T.H. Company and will be held at Ashorne Hill, near Leamington, from April 10th to 12th. The meeting is open to non-members on payment of a fee of 10s, but accommodation is limited to 150. Application forms are obtainable from the Physical Society, 1, Lowther Gardens, Prince Consort Road, London, S.W.7.

Elsewhere in this issue is a contribution from a Swedish correspondent on **Long-Distance TV Reception**. We have also heard from Invicta Radio, Limited, that a correspondent in Portugal who has been experimenting with a 1948 Invicta set has received B.B.C. transmissions on a number of occasions recently.

"Free Grid's" reference last month to the need for **Communal Television Aerials** to avoid the unsightly forests springing up in populous areas finds an echo in an announcement from Burntisland, in Fife, where each block of 39 houses is to have a communal aerial.



Is it the First? The Post Office has granted the Port of London Authority permission to install a point-to-point radio-telephone link between its Police Headquarters on the north bank of the Thames and its main transmitting station at Shooter's Hill, south of the Thames, previously linked by cable. Normally the Post Office stipulates one end of a private radio-telephone link must be mobile.

Science Museum Amateur Station.—An amateur radio station is to be set up in one of the demonstration rooms adjacent to the Communications Galleries at the Science Museum, South Kensington, London, S.W.7. The station is being designed by the Radio Society of Great Britain in collaboration with Gerald Garratt (G5CS) who is deputy keeper in charge of the Communications Department at the Museum. The station will be operated daily by transmitting members of the staff headed by G. Voller (G3JUL) who is assistant in the Communications Department.

Films on Loan.—Club secretaries may like to know that there are a number of electronics and electrical films which can be borrowed free of charge from the Central Film Library of the Central Office of Information, Government Building, Bromyard Avenue, Acton, London, W.3. Among those recently added to the list are "The Electron Microscope" (18 minutes) and "Electric Induction Heating" (23 minutes). Both were sponsored by Metropolitan-Vickers. Also available under the same scheme are three films on capacitors, inductors and ammeters and voltmeters, sponsored by the Electrical Development Association.

At the commencement of his European tour, William Stern, manager of the international division of Brush Electronics Corporation, of Cleveland, Ohio, visited B. & K. Laboratories, in London. Mr. Stern announced that Brush are now growing **Quartz Crystals**. Although the manufacturing cost is about three times that of natural quartz, the resultant crystal is substantially pure whereas only 10 per cent of the natural mineral is usable.

Tickets for the exhibition "**Silicones for Industry**," which is being held in Leeds (September 26th to 30th), can be obtained from Midland Silicones Limited, 19, Upper Brook Street, London, W.1. The exhibition, which covers the history, production and application of silicones, is being held at the Leeds Church Institute, 5, Albion Place, from 10.0 to 6.0.

Cable and Wireless, Limited, have acquired a new headquarters building at 110-124, Theobalds Road, London, W.C.1, which will be known as **Mercury House**. It will be opened towards the end of the year. The need for the company to find new offices arises from the continued growth of the Post Office's London Telegraph Station in Electra House, Victoria Embankment.

For some time **British Road Services** have been operating experimental radio-telephone services for the parcels collecting vans working in the Bristol, Birmingham, Leicester and Liverpool areas. A similar service (using equipment supplied by Pye Telecommunications) is now being operated in the London area. The fixed station (working on 85.925 Mc/s) is at the B.R.S. depot at Waterden Road, Stratford, E.15. The mobile sets operate on 72.425 Mc/s.

COMMERCIAL TELEVISION'S first studio—the Granville Theatre, Waltham Green, South London—was converted for **Associated-Rediffusion** (the London Monday to Friday programme contractors) by Central Rediffusion Services Ltd. This control room, equipped with Marconi gear, is installed beneath the stalls.

U.S.S.R. Television.—Another television station has been brought into service by the U.S.S.R. The new transmitter at Tallinn, Estonia, which has an e.r.p. of 100 kW, radiates on 59.25 Mc/s (vision) and 65.75 Mc/s (sound). This is the fourth major station in the Union, the others being at Moscow, Leningrad and Kiev. There are also a number of low-power stations in operation.

Amateur Courses.—In addition to those centres mentioned last month (page 443) as providing courses in preparation for the radio amateur examination, we have also been notified of the following:—Swarthmore Adult Education Centre, Woodhouse, Square, Leeds (Fridays), organized by the Leeds Amateur Radio Society, and the Central Evening Institute of Further Education at St. Thomas's Schools, Granville Street, Birmingham (Mondays). The Leeds course, which covers two years, started on September 23rd and that in Birmingham on September 12th. The fee for each is 15s.

A new electronics laboratory has been opened at the **North Gloucestershire Technical College**, Cheltenham, where, in addition to the higher and ordinary National Certificate courses, they are running an introductory and an advanced electronic engineering course.

Geoffrey Parr, the well-known secretary of the Television Society, is giving a course of six lectures on **Writing Technical Reports** at the Borough Polytechnic, Borough Road, London, S.E.1, on Thursdays at 6.30, commencing on October 20th. The fee is 10s.

The production of **Films for Television** will be covered in a course of seven lectures arranged by the British Kinematograph Society. Commencing on October 14th at 7.45 at 2, Savoy Hill, London, W.C.2, the course, for which the fee for non-members is 2gns, covers basic principles of television and cinematography, lighting, sound recording and film scanning. Full particulars are available from the B.K.S., 164, Shaftesbury Avenue, London, W.C.2.

Reference is made in the annual report of the Ministry of Labour and National Service to the **Technical and Scientific Register**, which is kept by the Appointments Service of the Ministry. During 1954 a total of 1,800 vacancies were filled from the register. At the end of the year there were nearly 4,000 names on the register.

I.E.E. Students.—The new officers of the London Students' Section of the I.E.E. are: chairman, M. H. F. Collins (B.T.H.); vice-chairman, K. W. E. Gravett (Post Office Research Station); hon. secretary, E. L. Jones (Edison Swan).

BUSINESS NOTES

Sylvania-Thorn C.R.T. Project.—Sylvania Electric Products, of the U.S.A., and Thorn Electrical Industries, who have already made arrangements for the joint development of colour tubes in this country, have now negotiated for the setting up of a joint concern for the large-scale manufacture of monochrome tubes in the U.K. Production is unlikely to start before the end of next year. It is stated that it is improbable that the firm will be members of the British Radio Valve Manufacturers' Association.

Sapphire Bearings, Limited, has recently taken possession of a new factory at Bletchley, Bucks, which, with its 15 automatic sapphire-point grinding machines, is claimed to be the largest sapphire engineering factory in the world. The company, which produces the Windsor "flame-fashioned" sapphire-tipped gramophone stylus, began business with one machine in East London in 1952.

International Aeradio, Limited, have been appointed consultants on communications to the Antarctic Aerial Survey Expedition to the Grahamland Peninsular which is being undertaken by Hunting Aerosurveys, Limited, for the Falkland Islands Dependencies. Besides advising on the equipment required for the Expedition I.A.L. are providing the staff to install and maintain it.

Ultra Electric, Limited, is to build a new factory covering about 120,000 square feet at Gosport, Hants, for the production of television receivers. The company, which began 35 years ago in one room in East-Central London, already has manufacturing floor space of some 175,000 square feet. A considerable area of the present factory space is devoted to the production of electronic equipment including the homing device, Sarah.

Ekco search radar for the detection of dangerous storm clouds is being used by the British Overseas Airways Corporation for the route-proving flights of the Bristol Britannia aircraft. This 3-cm equipment, with which clouds are detectable at a distance of up to 120 miles, will also be installed on the fleet of Britannias which the B.O.A.C. will operate.

A second Britannia flight simulator, which provides facilities for the entire flight crew to be trained on the ground, has been ordered from **Redifon, Limited**, by the British Overseas Airways Corporation.

Granada TV Network, Limited, programme contractors for the Monday-to-Friday service from the Lancashire station of I.T.A., are setting up the Granada Television Centre in Manchester. **Marconi's** are supplying five television cameras, teleciné equipment and control room gear for the centre.

Decca Radar, Limited, is to supply new radar equipment "incorporating special features" to meet the operational requirements of naval vessels" for ships of the Royal Navy.

R.C.A. Photophone, Ltd., has moved its offices and works from Shepherds Bush to Lincoln Way, Windmill Road, Sunbury-on-Thames, Middx. (Tel.: Sunbury-on-Thames 3101.)

Simplex-Ampro, Ltd., manufacturers of ciné sound and vision equipment, have recently opened a service department at their offices at 167-169, Wardour Street, London, W.1.

OVERSEAS TRADE

Venezuela is to equip four of her main civil and military airfields with Decca Type 424 airfield control radar. Two Decca Type 41 storm warning radars have also been purchased to assist in the preparation of aviation weather forecasts.

Two examples of equipment for the control of guided missiles will be shown by the General Electric Company on their stand at the British Trade Fair, **Copenhagen**, (September 29th-October 16th) where they will also be exhibiting communications equipment and accessories.

Three vessels being built in Lübeck, Germany, for the Scindia Steam Navigation Company, of **India**, are to be equipped with Marconi radio communication and navigational equipment.

Radio equipment selected by the Council of Industrial Design for showing at the German Industries Exhibition, **Berlin** (September 24th-October 9th), includes Decca's Deccalcan record reproducer, Ekco's "Stroller" mains/battery portable, a Ferranti 17-in console television receiver and Imhof's "Trolleygram" incorporating a Pye amplifier and Collaro transcription unit.

Forty-six air navigation beacons and communications transmitters have been ordered from Redifon, Ltd., by **India's** civil aviation department. Thirty similar radio installations have already been supplied by Redifon for use at Indian airfields.

A contract awarded to Marconi's by the **Iranian** Ministry of Posts, Telegraphs and Telephones calls for the supply and installation of dual diversity receiving equipment for the country's external radio-telephony and telegraphy service.

Jorge J. Larach y Cia., San Pedro Sula, **Republic of Honduras**, have informed the British Legation at Tegucigalpa that they are interested in importing British broadcast receivers.



Radio Show Review

THIS YEAR'S TRENDS IN VISION AND SOUND
BROADCAST RECEIVERS—AND SOME HIGHLIGHTS

In the following pages the technical staff of "Wireless World" reports on tendencies in design in those branches of radio most fully represented at the National Radio Exhibition. At this year's show, interest centred on receivers for television and V.H.F. sound broadcasting. A survey of aviation radio equipment shown at the Farnborough Exhibition appears after this review.

HOWEVER much television sets may differ from one another in detail they are rapidly becoming standardized in their basic form. Nearly all sets now have a multi-channel tuner for Bands I and III which includes a cascode r.f. stage and a triode-pentode frequency-changer. There are usually two, but sometimes three, i.f. stages in the vision channel and one or two in the sound, the intermediate frequencies being 34.65 Mc/s and 38.15 Mc/s, the new standards, or very close to them. There are diodes for detection and interference-limiting, one or two video stages and one or two audio stages. For the rest, there is a main sync separator and usually a line and frame pulse separator, the timebases and the power supply.

Timebase circuitry is more nearly standardized than anything else. The use of flyback e.h.t. and h.t. boost is universal and it is remarkable how detailed improvements in design have enabled the output to be increased. Tube sizes and operating

voltages are steadily increasing and yet can still be scanned and the voltages obtained from what is basically the same circuit.

The improved performance comes about through a gradual reduction of losses. It is fundamental that in essence scanning does not require power, but it does need energy. The whole point of modern circuits is that the energy supplied to the deflector coil can be largely recovered. The only power needed is to supply the unavoidable losses in the copper of coils, the iron of cores, the anode dissipation of valves and, of course, the e.h.t. Improvements in the detailed design of deflector coils, transformers and valves have reduced the losses and enabled a considerable improvement in performance to be secured.

The use of ferrite cores for transformers and deflector coils is now quite general and the auto-transformer is preferred to the double-wound transformer. Several firms, however, adopt the so-called direct-drive circuit in which the transformer as a coupling element to the deflector coils is eliminated. A transformer for e.h.t. is still needed, however, and its primary serves as an energy store to permit h.t. boost to be obtained.

A typical circuit of this nature is shown in Fig. 1. The two parts of the line deflector coil are L_1 and L_2 with the linearity control L_3 connected between them. This operates in the now usual manner by controlling the degree of saturation of a ferrite-cored coil by a permanent magnet. The width control operates by introducing loss in the circuit to reduce the width below the maximum possible. With an h.t. line of 215 V full scan of a 17-in tube at 11.75 kV

is obtained. The supply voltage for the output valve is 390 V, so that the boost obtained from the energy-recovery circuit amounts to 175 V.

A supply for the first anode of the tetrode tube is obtained from a tapping on the deflector coil *via* a non-linear resistance R.

As a contrast, the auto-transformer type of circuit is shown in Fig. 2. With an h.t. line of 200 V a 17-in tube operating at 14 kV can be scanned, the mean anode current of the driving valve being 100 mA, so that the power input is only 20 W. A boost of 250 V is obtained. The deflector coils are L_1 and L_2 and linearity is controlled by the saturation of L_3 . The width control is L_4 .

The drive for the output valve is a saw tooth form and in the case of both Figs. 1 and 2 is obtained with one extra valve which forms with the output valve a multivibrator. This is, however, hardly a general practice and a separate saw tooth generator is more usual. Ekco use a blocking oscillator, while McMichael adopt a multivibrator for which a triode-pentode is used.

On the frame side, energy recovery is not practicable and the power needed is much less because of the relatively slow repetition rate. The output valve is a pentode with some form of negative feedback for linearizing the circuit. The saw tooth generator is generally a multivibrator, although sometimes a blocking oscillator is used and occasionally a thyatron.

The increased use of the double-triode or triode-pentode as a multivibrator both in line and frame sawtooth generators is quite marked this year.

Synchronizing methods remain much the same. The line timebase is usually locked by a pulse from the main sync separator and there is some form of frame pulse separator in the feed to this timebase. A slight increase in the use of flywheel sync is evident. Bush, for example, now include it in all the new models. A well-known form is used with a phase-discriminator comprising a pair of diodes fed in push-pull with differentiated sync pulses and in parallel with a saw tooth from the line output circuit. The integrated output is applied as bias to the grid of one valve of the multivibrator line-sawtooth generator.

Kolster-Brandes use quite a different arrangement in which a sawtooth from the blocking oscillator is mixed with the sync pulses and applied to a cathode-follower type detector.

On the frame side there is very little uniformity

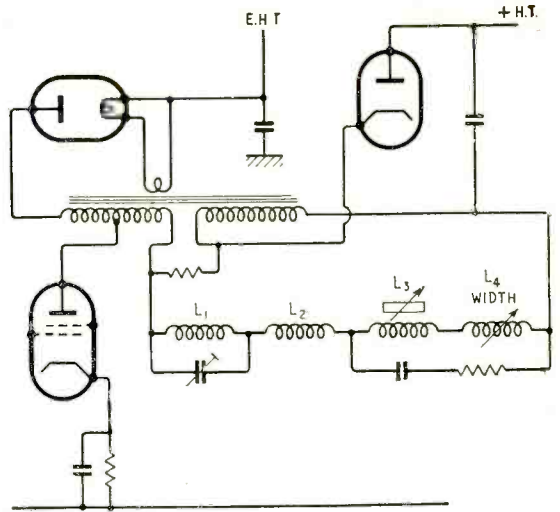


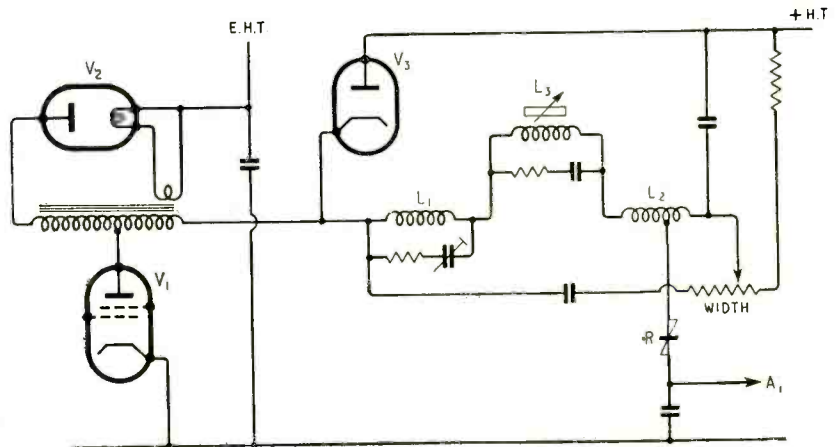
Fig. 2. Line output circuit of Ultra VT9-17.

in the methods adopted for separating the frame and line pulses. The integrator, usually combined in some way with diodes, is still a favourite, mainly because it tends to make the frame synchronizing less likely to be affected by noise and interference than some other methods. Bush adopt a simple arrangement which is virtually a double integrator with a biased diode for the resistance element of the second section. This gives this section a short charging time constant and a slow discharge time constant.

The short time-constant integrator fed through a diode and with a second limiting diode is still quite often used, but G.E.C. adopt a differentiator with diode limiter. One thing is quite certain: designers are by no means agreed on the best way of achieving frame synchronization.

Video stages are, in the main, unaltered. Most sets have one pentode. However, there is a slight tendency evident to follow the video amplifier by a cathode-follower. When this is done the two valves are combined in one envelope as a triode-pentode. There are two reasons for this. It enables a lower output impedance to be obtained which is useful in certain a.g.c. circuits. It will be remembered that Pye adopted a cathode-follower output stage some years ago for this reason. However, it also increases the video gain. This is rather unexpected for the

Fig. 1. Basic circuit of line output stage of Murphy V240 and V250.



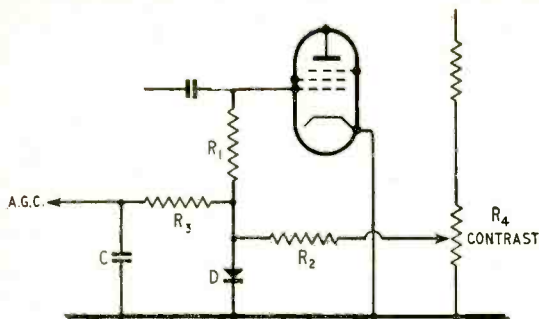


Fig. 3. A.G.C. circuit of G.E.C. set.

cathode-follower is noted for giving under unity gain. The point is that by removing the tube capacitance from the video coupling the video stage gain can be so increased that it more than offsets the cathode-follower loss.

One change this year is an increase in the number of sets fitted with a.g.c. This is one result of the advent of alternative programmes but is also desirable to minimize fading and it can help to reduce aircraft flutter. It is, of course, doubtful whether a.g.c. will be effective enough to prevent some adjustment of contrast being desirable when a change from one station to another is made, but at least it does reduce the amount of adjustment needed.


True gated a.g.c. systems, which do not affect the black level, are still in the minority. Most operate by utilizing the mean bias voltage developed on the grid of the sync separator. This results in a tendency for the system to keep the mean brightness of the picture constant, which is equivalent, apart from the gain-control action, to reducing the d.c. component of the signal.

It is, however, very rare for the d.c. component to be fully retained and most designers consider it desirable to remove a considerable part of it. This is a very debatable matter on which strong views are held on both sides and one in which, if one may judge by the trend of practice, the supporters of the d.c. component are losing ground.


Kolster-Brandes use a constant mean-level system, but employ a separate diode to develop the control voltage. It is applied to two of the three i.f. valves and, delayed, to the r.f. stage. The amount of i.f. stage bias is limited. As a result, on weak signals the control operates chiefly on the i.f. stages to keep the signal-to-noise ratio at a maximum. On moderate signals it functions on both i.f. and r.f. stages, while on strong signals, the i.f. gain is reduced to a fixed minimum and further control is effective only on the r.f. stage to avoid overloading.

A further refinement is the interconnection of the vision and sound channel a.g.c. systems so that if the vision transmitter ceases to operate the sound signal takes charge and prevents the vision-channel gain from rising unduly.

G.E.C., on the other hand, use a very simple arrangement in the BT2889. This is sketched in Fig. 3. The sync-separator grid leak is split into two parts R_1 and R_2 . The a.g.c. voltage is taken from the junction. The diode is biased through R_2 from the potentiometer R_1 forming the contrast control. Until the signal is strong enough for the sync separator grid current to exceed the current through R_2 , determined by the setting of R_4 , the diode D



Decca television receiver chassis.



Peto-Scott TV1416 14-in. table model.

conducts and short-circuits the a.g.c. voltage. When the signal exceeds this the diode becomes non-conductive and an a.g.c. voltage dependent on the mean sync separator current through R_2 becomes available. This is filtered by RC and applied to the r.f. grid. A manual i.f. gain control is provided.

Bush use a similar arrangement in which a fraction of the sync-separator voltage is applied *via* a contrast-control potentiometer to the r.f. stage and one i.f. stage.

By no means all designers are convinced of the need for a.g.c. and quite a lot of sets do not have it. Any need for contrast re-adjustment when switching from one station to another can be avoided by switching pre-set manual gain controls. Murphy do this. The r.f. stage has two cathode-bias resistances, labelled sensitivity, one of which is switched into circuit for Band I and the other for Band III, and adjusted to equalize the signals on the two bands.

Gated a.g.c. systems, with which the black level can be fully retained, are less often used. Ultra still employ the frame-gated system described in last year's report and in their fringe-area models G.E.C. use a line-gated system. Ekco have adopted a line-gating circuit the essentials of which are shown in

Fig. 4. Positive-going pulses from a tapping on the line timebase output transformer are applied to D_1 through the differentiating circuit C_1R_1 , the resistance also providing a bias for D_1 and acting as a contrast control. The pulses are also applied through R_2C_2 to the anode of the video stage to black out the line flyback.

Because of the differentiation in C_1R_1 each pulse after C_1 is followed by a negative-going pulse coinciding with the back porch of the video signal, which is at black level. This negative pulse makes D_1 conduct, and being coupled to D_2 through C_3 it pulls down the cathode of D_2 and makes this diode conduct also. In effect, therefore, C_3 becomes connected *via* both diodes between the video anode and the input capacitance C_4 of the a.g.c. filter, so that C_4 is charged to the potential of the video anode, which is dependent on the prevailing black level, less the voltage to which C_3 is charged. This last voltage is dependent on the settings of R_1 and R_2 which govern the precise conduction conditions of D_1 and D_2 .

On sound, a.g.c. is almost invariably used and differs in no way from the conventional methods of purely sound sets.

One result of the adoption, already noted, of the standard intermediate frequency of 34.65 Mc/s for the vision channel is an increase in the number of sound rejection circuits. This is probably the only objection to this frequency which otherwise has many advantages. In some sets every i.f. coupling now has at least one trap, for the sound signal of the adjacent channel must be considered as well as that belonging to the picture.

As an example, the McMichael sets have two traps in the second i.f.-detector coupling, which is basically a coupled pair. The traps are tapped coils capacitively coupled to the filter coils. The secondary trap is for own sound and the primary trap for adjacent sound rejection. Between the two i.f. valves there is another coupled pair each with traps tuned to own sound rejection, the primary trap acting also as a sound channel pick-out circuit.

There are two i.f. stages with three coupled pairs, three traps tuned for own and one for adjacent channel sound rejection. One i.f. stage is common to both sound and vision channels. A 6-dB bandwidth

of about 2.7 Mc/s is claimed with 40-dB sound-channel rejection.

The precise forms of the intervalve couplings and traps vary very much. There is undoubtedly a marked tendency to use coupled pairs of circuits as intervalve couplings instead of stagger-tuned single circuits. Designers' preferences in the matter of traps fall into two main groups as illustrated in Fig. 5. The shunt trap at (a) usually has a 3-pF coupling capacitor with which the inductive reactance of LC resonates to form a "short-circuit" across L_2 . In (b) the trap is in series with L_2 and the input capacitance of the valve; rejection occurs at parallel resonance when LC has a high impedance and tends to isolate L_2 from the valve.

Other methods are used. The trap may be coupled to the main coils or it may be used as a top-end coupling element between the primary and secondary of the intervalve coupling.

As said earlier, the basic arrangement of the tuner is virtually a standardized one and is very much the same as in last year's two-band sets. Nearly all sets are now two-band, of course, but in spite of the standardization of the basic circuit there is great variation in detail, especially in the method of station selection.

The basic circuit is that of a double triode as a cascode r.f. stage with a triode-pentode as frequency

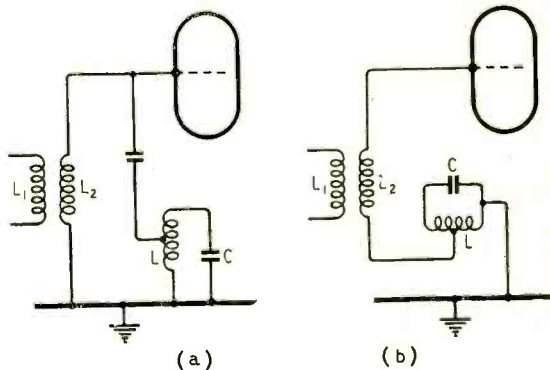

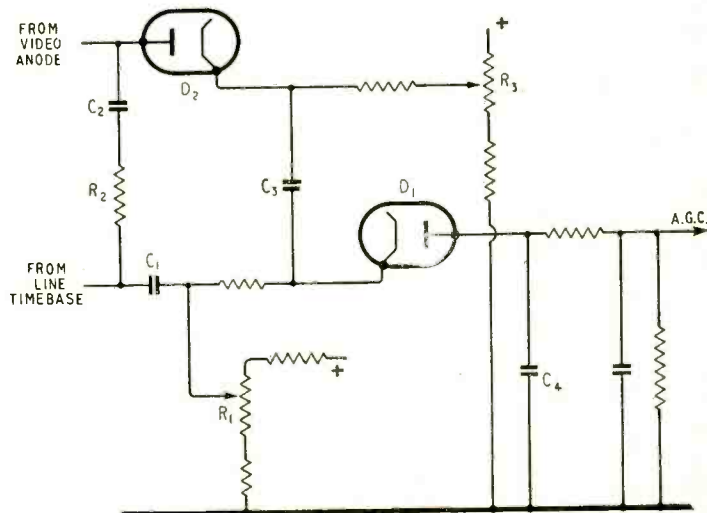


Fig. 5. Typical forms of sound-channel rejectors.



Valradio turret tuner which is available for conversions.

Fig. 4. Ekco line-frequency gated a.g.c. circuit.



changer. In the cascode stage the first operates as an earthed-cathode stage and the second as an earthed grid. Invariably the anode of the first is connected to the cathode of the second through a small coil tuning with the valve capacitances to the upper end of Band III. This is to increase the gain at the highest frequencies where it would otherwise fall off.

The input is a single tuned circuit and there is often an i.f. trap in the feeder connections. The first triode is often, but not always, neutralized by a capacitance bridge circuit. The second triode is nearly always coupled to the pentode through a coupled pair of tuned circuits.


The oscillator is invariably a Colpitts. The coupling to the mixer grid varies somewhat. Often the oscillator coil is wound on the same former as the two intervalve coils so that the coupling is by mutual inductance. However, capacitance coupling is used nearly as often.

The main differences between tuners are in the arrangements for station selection. The turret tuner is probably the favourite but some other systems run it close. In the turret completely separate coils are provided for each channel and mounted in a revolving framework or turret. Each set of coils has its contact studs which press against contact springs when the turret is rotated.

A clicker mechanism stops the turret and holds it in the proper position and usually 12 positions are fitted so that 12 channels can be provided for. Usually, the coils for all these channels are not fitted and the set is supplied with coils for two or three channels only, appropriate to the area in which the set will be used. It is not envisaged that in the near future any receiver will be able to receive more than three channels. Additional coils are readily fitted, however, for they clip into the turret without soldering.

As will appear later this policy has the advantage of enabling a television set to be readily combined with f.m. sound reception, since some of the vacant turret positions can be used for Band II.

The second major method of station selection is by the so-called incremental-inductance tuner. In this, wafer switches are used, usually with 12 positions, and the coils are connected in series around the switch



Bush Telepic two-band tuner.

plate which short-circuits the unwanted ones. There is a small coil tuning to the highest frequency channel at one end of the chain; each switch step then adds a minute amount of inductance to change the tuning one channel at a time. Then a relatively big step is added to bring the tuning to Channel 5 and further smallish steps follow until Channel 1 is reached.

With this method all coils must be provided and alignment must always start with the highest-frequency channel and proceed in turn to the lowest.

A third system is to provide one set of Band I coils and another for Band III with a switch changing over from one to the other. Each set of coils is arranged to cover the whole of each of its bands, sometimes with composite metal and dust-iron cores. Some makers, G.E.C. for example, provide two such sets of coils for Band III and a three-way switch. The coils are then preset for any one Band I and any two Band III stations and the user has switch selection among three channels.

Others gang the cores and make them a user control. Bush do this, but provide the panel control with a clicker mechanism so that it moves the cores in preset jumps. At the appropriate place the band change-over switch is operated automatically. So far as the user is concerned the control is like that of a turret, but the internal mechanism is quite different.

In addition to the stepped movement for station selection the cores can be moved continuously over a small range by another panel control. This is for fine tuning and is provided mainly to permit the

correction of any oscillator drift. Such a control is provided on all sets but with the other kinds of tuner it is usually in the form of a very small variable capacitance between the oscillator grid and earth.

A fair number of television sets this year permit reception of the f.m. sound transmissions on Band II. All the English Electric models, for instance, can be obtained with or without Band II. The television set rather lends itself to this, for its "front end" is already of a v.h.f. type and if it has a turret tuner it needs only Band II coils in the "blank" positions.

(Continued on page 481)

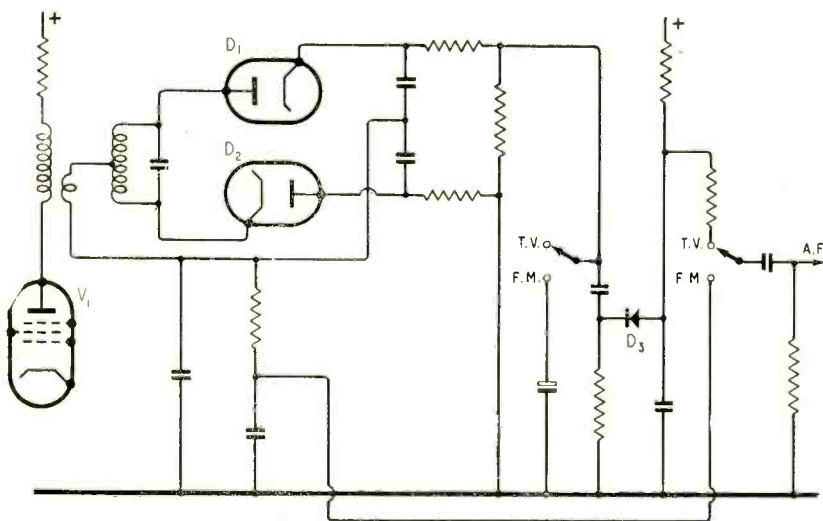


Fig. 6. Ekco sound detector circuits in the television and f.m. models.

The sound i.f. amplifier is of ample bandwidth and the main addition is an f.m. discriminator.

The arrangement used by Ekco is shown in Fig. 6. V_1 is the second sound i.f. stage and feeds a discriminator with a double-diode D_1 , D_2 ratio detector. For a.m. sound the two switches are changed over, disconnecting the ratio detector reservoir capacitance and altering the a.f. output point. The usual a.m. noise limiter D_3 is also brought into circuit.

Other linked switches alter the connections of the a.g.c. circuit and disconnect certain valve heaters on f.m., but the switching is all basically simple.


During the last year the 14-in tube has been the most popular size. Such sets are still widespread, but are somewhat outnumbered by the 17-in, and there are now quite a lot of sets with 21-in tubes. The 12-in appears to be on the way out, for only two or three models of the normal kind were on view. Murphy, however, showed a new 12-in design which might be called a transportable. It is extremely compact and has a carrying handle; it is intended for easy moving from room to room.

Ekco showed a mains/battery portable television set with a telescopic aerial and a 9-in tube. It weighs 30 lb and measures $10\frac{1}{2}$ in by 13 in by 15 in. It covers Bands I, II and III, and operates from a 12-V car battery.

One aspect of Band III which has not so far been mentioned is how owners of Band I sets are catered for. There are very many such sets, and most set makers have a range of convertors for their own earlier models. A range is needed because of the varying requirements of different sets.

Some convertors are merely attachments which feed into the aerial socket on the receiver and leave it quite unaltered; others are similar, but draw their power from the receiver and so require internal alterations to be made. Still others are virtually new front ends. The H.M.V., for instance, has a complete Band I and Band III tuner; the r.f. and frequency-changer valves are removed from the receiver and plugs fitted in place of them, so providing the power for the convertor and feeding into the i.f. amplifier.

Except for some very old models, it may be taken that conversion is possible and a suitable convertor is usually available from the makers of the set. There are, however, a number of general-purpose convertors. The Pam has preset tuning and operates to convert a Band III signal to the local Band I frequency. It has its own power supply, and it is noteworthy that a four-section filter is included in the i.f. output in an endeavour to separate the frequencies generated by the two oscillators, the one in the convertor and the one in the set.



Murphy V230 12-in table model.

Channel Electronics also have a range of convertors and pre-amplifiers, the latter being intended for fringe areas. There is a Band III model comprising a cascode r.f. stage and power unit. Spencer-West is another firm in this field, and, in addition to convertors and pre-amplifiers, has a range of mast-head amplifiers and distribution amplifiers for Bands I, II and III.

TELEVISION AERIALS

DURING the past twelve months the Band I—Band III aerial situation seems to have crystallized into a definite shape. The pilot transmitter installed and operated by Belling-Lee in South London no doubt had something to do with that, as it provided a genuine signal for testing drawing-board designs. So far as the main body of television aerials is concerned they seem to fall into three main classes; add-on elements for adapting an existing aerial for Band III reception; dual-band aerials designed for optimum performance on both bands and separate Band III aerials which are either used independently, or, with small modifications, assembled with a Band I aerial and sharing the same pole and feeder.

The Band III aerial adaptors take various forms, but the most common is a short quarter-wavelength rod with a clamp or snap-on connector for fixing to each half-dipole rod of the Band I aerial. The usual place of fitting is one each side of the insulator with the open ends pointing outwards and either lying parallel to the parent dipole or set at an angle. Some makers use twin rods for each add-on unit and either fit them like a "V" (Telerection) or parallel like prongs of a fork (Labgear).

An unusual adaptor kit has been evolved by Belling-Lee; it consists of two rods insulated from the Band I dipole and straddling the centre insulator and extending some distance along and parallel to the parent dipole. These have the effect of electrically breaking up the Band I dipole into two $\frac{3}{4}$ -wavelength long sections—the exposed ends of the rod—separated by a form of transmission line. The two phantom $\frac{3}{4}$ -wavelength aerials are in effect both connected to the feeder *via* a phasing and matching transformer section and the signals received are additive and improve reception on Band III to the extent of 2 dB. Another Belling-Lee adaptor kit, intended for use with an existing Band I dipole, takes the form of an extension arm carrying a Band III folded dipole and a director with phasing bars leading back to the Band I dipole's insulator for connection to the feeder. The Band I dipole behaves as a reflector on Band III and as a single dipole aerial on Band I. It is similar to the Band III section of one of their dual-band aerials.

In most cases the Band I aerial has no detrimental effect on the performance on Band III; on the contrary, in some designs it enhances the performance. Under certain conditions, however, one case being when the Band I dipole happens to be an exact odd number of half-wavelengths long at the alternative Band III frequencies, fitting adaptor units to the centre of such a dipole will not give a satisfactory performance on Band III. The Band I dipole (and Channel 4 with Channels 8 and 9 as the alternative is a case in point) being exactly $1\frac{1}{2}$ wavelengths long on the high band itself functions as an harmonic aerial reasonably well matched to the low-impedance feeder, but its polar diagram, or response pattern, is unsuitable for television purposes; its response is largely from high angle directions and greatly influenced by the position in which it may be fitted and on height above ground.

In order to overcome this the Band III rods are usually fitted about a half-wavelength (Band III channel) away from the centre insulator on each side with their open ends pointing inwards. The exposed centre section of the Band I rod is then half a wavelength long overall, as the adaptors are generally each a quarter wavelength long. The adaptor rods, in conjunction with the portions of the parent dipole adjacent to them, behave as quarter-wavelength sections of transmission line, which, being shorted at the outer ends, presents an infinitely high impedance at the inner ends. The original Band I dipole now looks like a shorter half-wave dipole supported at its end by two high-impedance sections of transmission line, or by insulators. It thus functions as a plain dipole.

The same principle can be applied to convert a Band I dipole into a form of director and is indeed so done by Antiference when adapting their Antex "X" for Band III use. The dipole element of the Antex has adaptor units fitted close in to the centre and pointing outwards; the director element has them fitted near the ends of the rods and pointing inwards.

The $1\frac{1}{2}$ -wavelength harmonic relationship of a Channel 4 Band I aerial to Channels 8 and 9 in Band III is actually utilized advantageously by Belling-Lee in the design of two dual-band aerials for use in the Midlands. Its simplest form is an angle rod, rather like a wide "V" turned on its side, with arms vertical and the open end pointing towards the transmitting station. Being $1\frac{1}{2}$ wavelengths long on Band III it is a satisfactory match to a 70-ohm feeder and the forward inclination of the rods apparently so modifies the forward response pattern that only one lobe is evident, resembling that of an "H" aerial system but with a little more back response. Being a uni-directional aerial it shows a gain of about 3 dB on Band III compared with a plain dipole. On Band I the performance is apparently unaffected by the shape. There is a companion model consisting of two similar angle rods mounted on a cross arm and both connected to the feeder to produce in-phase operation. The gain is 3 dB on Band I and 7 dB on Band III.

Another dual-band aerial operating as an harmonic system on Band III is the Aerialite "Duband" consisting of a Channel 4 Unex (X-type) with the addition of two "V"-shaped directors turned horizontal with the open ends pointing towards the transmitting station. The forward inclination of the aerial portion of the Unex presumably suppresses any spurious high-angle responses, leaving one forward lobe only in the polar diagram.

Band I aerials intended for use also on Band III, and which are not an exact number of odd half wavelengths long at the high band, have, as a rule, separate Band III elements incorporated in the construction. A striking example is the Wolsey Band I/Band III series of in-line aerials. Various models were shown, but taking a plain Band I dipole as the basic pattern the Band III part of the aerial consists of a backward inclined folded dipole sprouting from the Band I dipole's insulator and having similarly inclined directors and a reflector. A 30° angle between folded dipole and Band I dipole is said to give the best all-round results. Companion models based on "H" Band I aerials are also included.


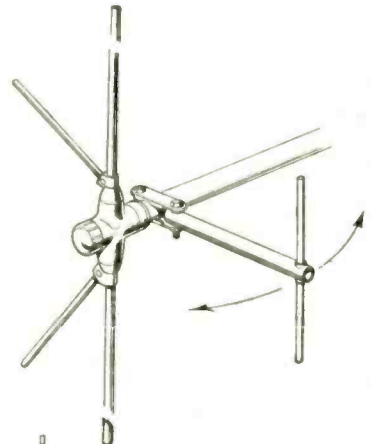
A most unusual form of dual-band aerial has been evolved by Antiference. Basically it consists of a Band I dipole with the feeder connected in the usual way at its centre. Placed close to it, but in no way electrically connected, is a plain Band III dipole. With

a certain critical spacing between the two rods and also critical adjustment of length of the shorter element, Band III signals can be received just as satisfactorily on the Band I dipole of the combination as on a separate Band III dipole. Antiference call it "electronic coupling" and in practical form it consists of either a plain low-band dipole, or "H" aerial, with a forward extension boom carrying a close-spaced Band III plain dipole with various numbers of directors in front according to the Band III performance required.

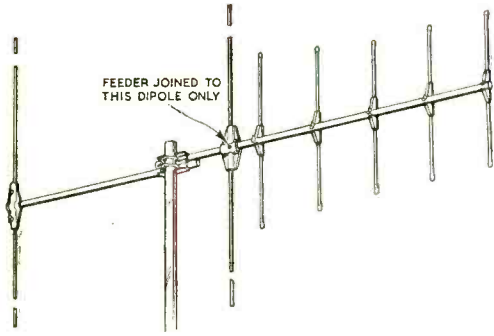
When none of the elements in a dual-band aerial serves any function on both bands it might be more in keeping with rational classification to call them compound aerials; composite or combined would serve just as well. Numerous examples of this pattern were shown at the exhibition and their main feature of interest lies in the methods employed to connect them up to a single feeder cable. As separate aerial systems they have little individual interest as the majority follow a common form with folded dipole, one reflector and any number of directors up to about 12.

They can, however, develop into quite elaborate affairs, the Belling-Lee Type L916/L being an outstanding example. This has an "H" for Band I, and,

Aerialite Model 602 adaptor kit on "H" aerial. Independent orientation of each system is possible.



Wolsey "H" aerial with 4-element folded-dipole Band III section embodied.



Dual-band aerial developed by Antiference embodying "electronic coupling" feature.


disposed on either side, a six-element Band III system (see sketch). The two Band III aerials are spaced laterally for best broadside working and minimum mutual interaction and the feeder points of all three aerials are directly connected (that is to say, there is no combining unit) by sections of transmission line functioning as impedance matching and phasing transformers. The gain on Band III is 9 dB.

Sometimes provision is made in the design of the compound aerial independently to orientate the two aerial systems as the B.B.C. and I.T.A. transmitters are not likely to be always co-sited. Another very good reason for allowing independent setting of the two aerials, even where the two transmitters are in a straight line from the receiver, is that it might be necessary to offset one or the other in order to suppress a troublesome reflection.

One method of achieving this is to mount the high-band system on a short arm projecting sideways from the cross arm of the Band I aerial, a favoured form of assembly in the Aerialite 804 to 807 series of composite aerials. Another is to fix the Band III section to the pole a little below the Band I aerial, the fitting being such that the two systems can have different directivities.

The combining filters, cross-over networks or diplexer units, as they are variously called, which are fitted to most of the combined aerial assemblies, consist of a high- and a low-pass filter fitted in a small weatherproof box and placed so that each system can be connected to it by short lengths of coaxial cable. Its function is to enable the feeder to "see" its own characteristic impedance at the aerial termination whichever band is being employed so that correct matching is obtained under all conditions. Printed circuit elements are coming into favour for this type of filter as some of the inductors are so small that this form of construction is ideal for exact reproduction. Capacitors are printed where it is practical to do so. Several specimens of printed circuit plates for this purpose were shown on the T.C.C. stand.


Units for keeping unwanted signals in the aerial from reaching the receiver have been developed by Labgear. They are housed in neat boxes and are interposed between the receiver and the coaxial cable. They take the form of high- and low-pass filters according to the type of rejection required. For example, the Type E5028 suppresses all signals below about 38 Mc/s; the E5031 cuts off at 70 Mc/s and suppresses all signals of higher frequency. One of each kind connected in series provides a band-pass filter allowing all Band I signals to pass freely to the



Belling-Lee L916/L with Band I "H" and two Band III six-element aerials embodied in one assembly.

set but suppresses everything below 38 Mc/s and above 70 Mc/s.

There is an i.f. rejector effective between 30 and 40 Mc/s and another which is believed to be quite unique in its operation. It has been designed for dual-band aerials (and receivers) and consists of two high-pass filters and one low-pass arranged to give complete rejection of all signals outside the two television bands. It has 18 capacitors, 15 inductors, some of which are only a fraction of a microhenry, and employs a printed circuit inductor element. This



Printed circuit element of Labgear Type E5038 comprehensive aerial filter. Capacitors are fitted on back of the plate.


composite filter cuts off below 40 Mc/s, passes 40 to 70 Mc/s, cuts off from 70 to 150 Mc/s and again lets through at 150 Mc/s and over. This gives protection to i.f. interference around 38 Mc/s, to break-through of police, business radio, amateur transmissions and f.m. The attenuation is 40 dB or better over the rejection regions with very low insertion loss over the working bands. It is known as the Type E5038.

The number of separate Band III aerials now available is legion; they are all of fairly uniform design with folded dipoles and anything up to 12 or more parasitic elements all of which, with the exception of one reflector, are directors. Aerial gains range from about 5 dB to about 14 dB as broadside arrays figure among them.


One that is different to the majority has been evolved by J-Beam Aerials; it consists of a skeleton slot mounted horizontally and flanked on each side by a multi-element yagi so arranged that the short ends of the slot serve as the aerial element of each yagi. The coaxial feeder is joined into the centre of the skeleton slot via a "delta" type matching transformer and it is claimed that this form of construction ensures accurate matching and imparts wide-band characteristics to the system.

SOUND RECEIVERS AND REPRODUCERS

THE establishment by the B.B.C. of a full three-programme service from the v.h.f. station at Wrotham has had a profound effect on the structure of the sound receiver market. After a slow and what appeared to be in some quarters a reluctant start, the industry has now responded handsomely to the demand created by the increasing number of listeners in S.E. England who have made it their business to investigate the combined advantages of v.h.f. and frequency modulation. Most new sound broadcast receivers are being fitted with a v.h.f. range and there are so many of these new models that they already equal in number the older short-, medium- and long-wave sets still retained in the manufacturers' catalogues. Until v.h.f. spreads into the Regions we cannot expect to see the phenomenon of the tail wagging the dog: only three or four receivers for v.h.f. only were on show and about as many adaptors for feeding into the pickup terminals of existing sets. The combined "T.V./F.M." receiver discussed in the preceding sec-



Above: In the Pye HFT111 tuner ganged permeability tuning is employed for v.h.f. and capacitance for other wavebands.



Left: Capacitance tuning for all wavebands is favoured in the Murphy A242.

tion is another development which, so far as numbers go, can only be said to have a promising future.

Examination of the circuits of a representative selection of this year's sound receivers shows a preference for a double triode as the "front end" of the v.h.f./f.m. section. The first half functions as an earthed-grid r.f. amplifier, the input being injected into the cathode circuit (Fig. 7(a)), while the second half is a mixer-oscillator.

In most sets the input transformer is designed to match a 300-ohm loaded dipole fixed to the inside of the cabinet and there is usually a primary tap for a 75 to 80-ohm coaxial cable in case an outdoor aerial system is necessary at the fringe of the service area. It is common practice to include a wave trap in the cathode circuit (Fig. 8(a)) to reject interference at intermediate frequency which may be picked up by the aerial.

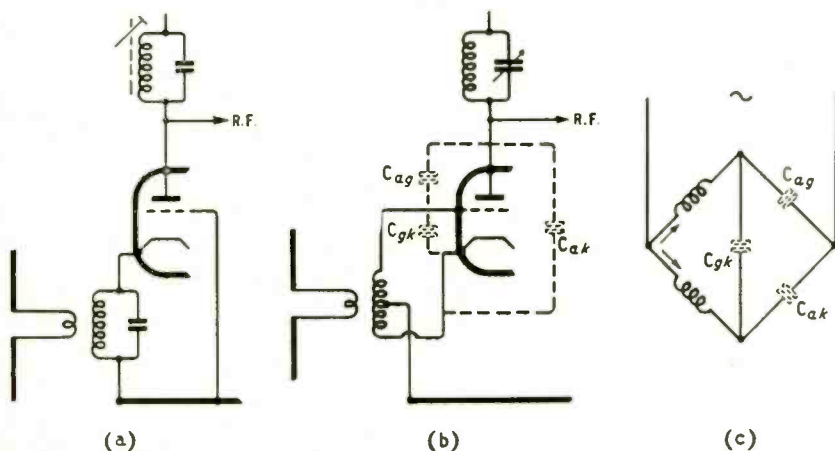


Fig. 7. (a) Simple earthed-grid r.f. amplifier (b) Compromise earthed-grid/cathode circuit arranged as a bridge (c) to reduce radiation.

One of the chief anxieties of the v.h.f. set designer is, or should be, to prevent oscillator radiation from the aerial. The first line of defence is in the coupling between the oscillator and the preceding r.f. stage, but this does not always prove to be sufficient, and many of the triode r.f. circuits make use of a combination of the earthed-grid and earthed-cathode connection. At first sight this appears to throw away the advantage of the screening effect of the earthed grid, but as this is never complete there may be more to be gained by a compromise. By connecting the aerial secondary coil between grid and cathode and returning a tapping point to earth a bridge is formed with the valve anode-grid and anode-cathode capacitances which can be balanced to the extent of providing a higher barrier to oscillator r.f. than the fully earthed grid alone (Fig. 7(b) and (c)). Incidental advantages of the modified earthed-grid circuit are less negative feedback with more gain and a higher output impedance.

The balanced inter-stage coupling between the r.f. and oscillator/mixer valves (Fig. 8(a)), is by now well known. Again, a bridge network is formed which includes the grid-cathode capacitance of the oscillator valve and the r.f. is injected between earth and a null point in the oscillator grid circuit (Fig. 8(b)). This may be a tapping on the coil or the junction of a split tuning capacitance.

About half the set makers favour ganged permeability tuning for the r.f. and oscillator circuits and half employ special condenser gangs with low-capacitance sections for the v.h.f. range.

When the primary of the first i.f. transformer in the anode circuit of the triode mixer is tuned to resonance the feedback through the anode-grid capacitance of the valve is negative at the intermediate frequency. This reduces the output impedance of the valve and throws heavy damping on the i.f. transformer. Positive feedback is necessary to offset this effect, and the means of applying it are many and various. The simplest and most popular method (Fig. 9(a)) is to feed both r.f. and mixer stages from a common "decoupling" resistor and to permit some feedback by using a bypass capacitor of lower than normal value. The feedback path to the mixer grid is via the r.f. anode circuit and interstage coupling, which will be capacitive at intermediate frequency. If all goes well the feedback will be positive and can be controlled by the value of the bypass capacitor. The

McMichael FM55 and Murphy A242 receivers both make use of elaborations of this basic feedback method designed to give greater stability of performance. Cossor in the Model 523 apply inductive feedback directly from the cathode of the mixer to a tertiary winding on the first i.f. transformer (Fig. 9(b)).

If a pentode mixer is used no feedback is required as the output impedance is inherently high and the anode-grid capacitance small. Bush (VHF54), G.E.C. (BC5842) and Pye (Fenman II) are using pentodes not only as mixer-oscillators but in the r.f. stage too. It can be claimed that suppression of the oscillator radiation at least comparable to the balanced triode can be achieved with less circuit elaboration, and that higher gains are possible. The pentode costs more and is fundamentally a noisier valve than a triode, but in practice it is doubtful if the difference would be noticeable within the station service area. Whatever the final outcome, the ancient pentode-triode controversy seems to have shifted its battle-ground from the output to the input stages of the receiver.

In receivers covering all broadcast wavelengths the heptode section of the frequency changer used on

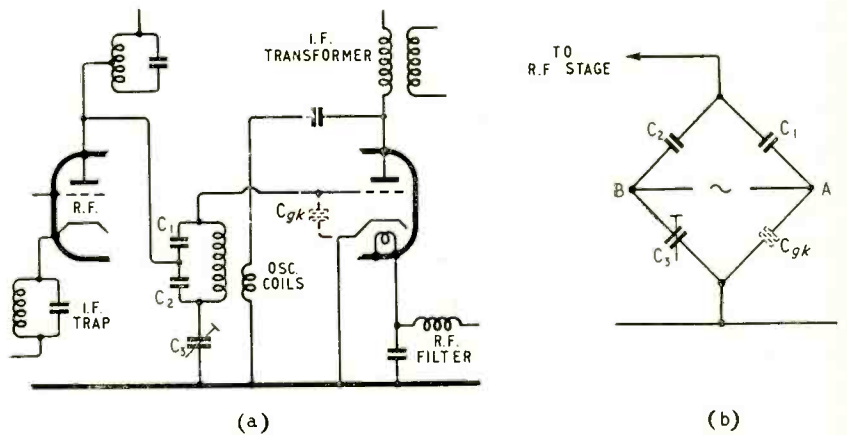


Fig. 8. (a) Inter-stage r.f./mixer coupling is virtually a bridge network (b).

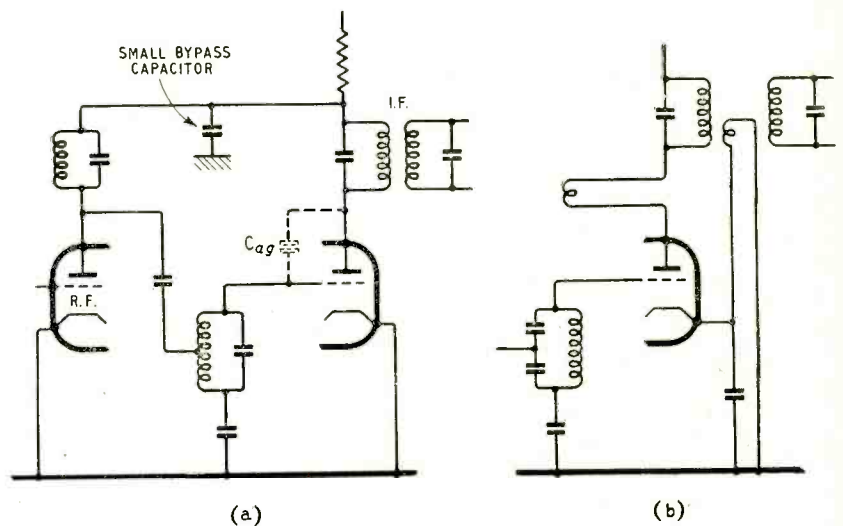


Fig. 9. Positive feedback applied, (a) by the use of a smaller than normal decoupling capacitor, and (b) by inductive feedback, to reduce damping on the first i.f. transformer.

longer wavelengths is employed as the first i.f. amplifier when the set is switched to v.h.f. This and subsequent i.f. stages have the primaries of 10.7 Mc/s and 465 kc/s transformers connected in series in their anode circuits. Some makers switch at least the first primary windings when changing from "f.m." to "a.m." but many designers are content to accept the small series reactance of the 10.7 Mc/s circuits at 465 kc/s and dispense with switching altogether.

Much of the sound reproducing equipment described in a recent review (July issue, pp. 312-316) was shown to the general public for the first time at Earl's Court. Individual new items not previously recorded include the Goodmans Axiom 80 loudspeaker with cantilever-suspended, free-edged cone and a new range of Goodmans cabinets of comparatively small volume, made possible by the use of acoustically damped vents.


The growing interest in tape recording is reflected in a number of new recorders and reproducers, one of the most interesting technically being the "Reflectograph" with transistors in the early stages of the amplifier. At the low levels available from the magnetic tape at low frequencies, mains hum is a serious problem and the absence of heater current in the pre-amplifier is a distinct advantage.

Another firm (Specto) is in production with a twin-track reproducer for H.M.V. "Stereosonic" tape records. It is equalized to C.C.I.R. standards and is designed to work with two Tannoy Dual Concentric loudspeakers.


In the Portogram TR/100 console tape recorder, space is provided for a v.h.f. tuner and a gramophone turntable, as well as storage of disc and tape records.

The public interest in good quality of sound reproduction continues to expand and all demonstration rooms were packed. Many set manufacturers are following the German vogue for what is termed "3D" reproduction. This usually involves the use of more than one loudspeaker inside the cabinet and various

"Spectone" reproducer for "Stereosonic" tape records.




Above: Portogram TR/100 console tape recorder, with space for v.h.f. tuner and record player.



Left: Goodmans "Axiom 80" loudspeaker.



Trixette record player (A611) with twin-speaker wide-angle sound distribution.



H.M.V. Model 1252 v.h.f. tuner for addition to existing radio-gramophones.

apertures in the sides and back to disperse the sound output. Many people find the result more pleasing than the relatively narrow beam radiated at middle and high frequencies from the conventional single-cone loudspeaker.

"High-fidelity," which means wide-range frequency response with the minimum distortion, is no longer the hobby of the few, whose needs were supplied by a handful of small firms. The big companies now find that there is sufficient business to justify a serious attack on this market. Development teams have been allocated to the production of new amplifiers, radio feeder units and loudspeakers, and these have been demonstrated to keen audiences with the skilled showmanship which is the dominant feature of the Radio Show.

VALVES AND CATHODE-RAY TUBES

FOLLOWING the general acceptance of 21-inch cathode-ray tubes in television receivers, the latest trend in design has been to shorten the length of the tube by increasing the normal 70° scanning angle to something like 90°. The examples of this reported last year have now been joined by two more 21-in tubes, from G.E.C. and Mullard respectively. Both operate with about 16kV on the anode, for which the grid cut-off voltage is between -40V and -80V, and they have 6.3V, 0.3A heaters and external conducting coatings. The G.E.C. tube, however, has a triode gun while the Mullard is a tetrode.

Of course, this increase in scanning angle brings with it considerable problems in design. In the first place, the small change from 70° to 90° demands a somewhat disproportionate increase in scanning power of about 50 per cent. Within the tube itself the electron beam is liable to be interrupted by the glass wall at maximum deflection, producing corner cutting of the picture. In addition, with the approximately flat faces now being used, the beam strikes the screen at increasingly acute angles towards the edges and so has a tendency to be defocused there.

These troubles have to be overcome partly by the design of the external deflection system and partly by the electrostatics of the internal electrode structure. In the Mullard tetrode gun, for example, an extra electrode at about cathode potential is used to obtain optimum uniformity of focus over the whole screen, and it appears that this uniformity is achieved at the expense of "spot smallness" in the centre. The desired condition is produced when the extra electrode is zero or slightly negative with respect to the

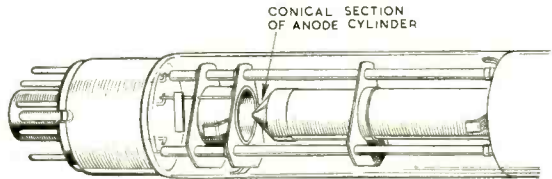
cathode. If the voltage on it is increased the spot size in the centre of the screen is certainly reduced, but inferior focusing is obtained at the edges. However, the necessary sacrifice in "spot smallness" at the centre is largely offset by the reduction obtained in the length of the tube: this causes the magnification of the focusing "lens" to be less than with a normal-length tube, so that the image formed on the screen (i.e. the spot) of the electron cross-over point in the gun is smaller than usual.

In the triode gun of the G.E.C. tube the improvement in uniformity of focusing is obtained by a conical section at the cathode end of the long anode cylinder (see illustration). This works by eliminating the bulging equipotential lines of electrostatic field which in normal anode structures have a divergent effect on the electron rays of the beam. The criterion in all such systems, however, is that the beam diameter should be as small as possible within the deflector coils.

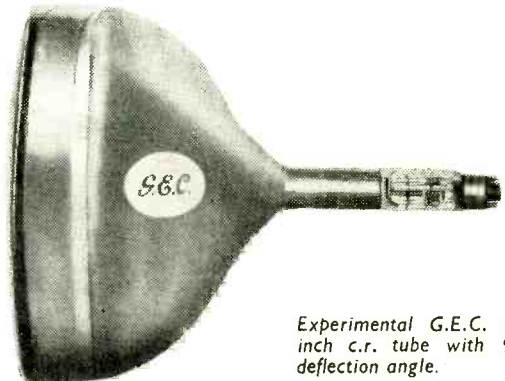
Generally speaking the reduction in length achieved by the increase from 70° to 90° scanning angles is about 3 inches and this is quite a help in the mechanical design of the big 21-in sets. It seems, however, that there is still scope for the same method of reducing length on the popular 17-in tube, and G.E.C. have been trying it out on an experimental basis. It will be remembered that their first introduction of the 90° scanning angle was in a tube as small as 12 inches. The experimental 17-in tube is similar to their existing type 7401A except that it has the 90° angle instead of 70°.

Small tubes are, of course, in the minority nowadays, but a new 12-in type was shown by Ediswan, the CRM124. This incorporated the improved type of ion-trap developed by Ediswan which traps positive ions as well as the negative ones by means of a slanting electrostatic lens formed between the first and final anodes. Ediswan also have a new 14-in rectangular tube, the CRM143, which has similar characteristics to the CRM124.

Aluminizing now seems to be a common feature of



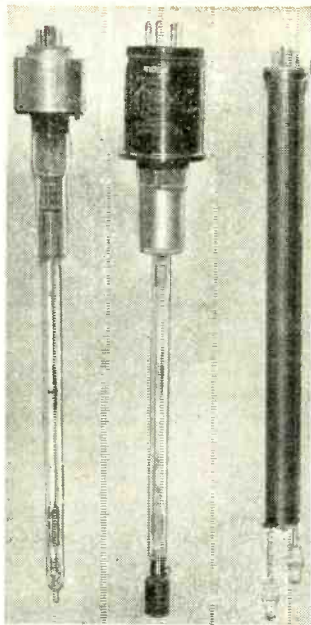
Conical part of anode in G.E.C. 21-inch 90° c.r. tube for obtaining uniformity of beam focus.




Experimental G.E.C. 17-inch c.r. tube with 90° deflection angle.




Brimar EM85 side-display tuning indicator.



English Electric travelling-wave tubes N1013, N1004 and N1012.



Ferranti valves for Band-III television reception.



Ediswan ES1001 industrial power triode.



Right: Mullard QY3-65 transmitting tetrode.

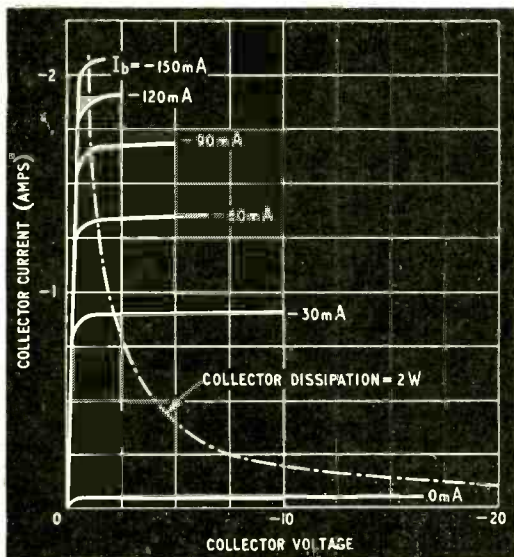
almost all cathode-ray tubes. The main reasons for it are well known, but it has other advantages which are perhaps not so familiar. In manufacture, for example, it has been found that the variations in screen brightness from tube to tube do not have such a wide range, or "spread," when aluminizing is used, so that fewer of the aluminized tubes are likely to be rejected as being outside the required limits than the non-aluminized types. In addition, aluminizing overcomes the effect known as "mottling" on the non-aluminized screens.

No significant developments in receiving valve design have taken place since our review in June this year (page 277), except that Ediswan and Ferranti were showing their versions of the Band-III "front end" types which have now become so familiar. A new "magic eye" tuning indicator, the Brimar EM85, however, was notable, for having a screen which is viewed through the side of the bulb. It is suitable for f.m. receivers and can be mounted on a travelling cursor on the tuning system. Incidentally, Brimar have recently produced a new Brimistor current-limiting element, the CZ10, for use as a protective device in the filament circuits of mains/battery receivers using the latest 25 mA valves.

In transmitting valves, English Electric have extended their range of travelling-wave tubes to include 13 different types, N1001 to N1013. These valves are notable for their ability to amplify over bandwidths up to 1,000 Mc/s. Ediswan had a new radiation-cooled triode, the ES1001, designed for use in industrial heating equipment. Its maximum anode dissipation is 1 kW at 40 Mc/s. This firm were also showing their "Vapotron" industrial valve (characterized by a water-vapour cooling system) which is now known as the ESV892. A new "packaged" magnetron for the 3-cm band made by Mullard operates in the frequency range 9345-9405 Mc/s and has a peak output power of 250 kW. Maximum anode voltage and current are 23 kV and 27.5 A respectively. Mullard also had a new transmitting tetrode of all-glass construction, the QY3-65, with a maximum operating frequency of 250 Mc/s and an anode dissipation rated at 65 watts. It can be used as an r.f. driver, power amplifier, power oscillator or as an a.f. power amplifier.

Amongst transistors the most interesting exhibit was a development-model power transistor made by Mullard, the OC15. Two of these in a Class B type

(Continued on page 489)



Provisional collector characteristics of Mullard OC15 power transistor (development model) for earthed-emitter operation.

of audio output stage will give an output of 10 watts, working from a 12-volt accumulator, the peak collector current per transistor being about 2 A. The OC15 is a *p-n-p* junction type in a hermetically sealed can which has to be bolted to the metal chassis to conduct the heat away. Its equivalent-circuit resistances are: emitter, 0.25Ω; base, 5Ω; collector 20 kΩ. With earth-emitter operation the emitter cut-off current at a collector voltage of 6 V is -2.5 mA, while the current gain is about 25. The illustration gives some idea of the power capabilities of the device.

For high-frequency operation, and particularly in pulse circuits, G.E.C. were showing the EW51 point transistor. Used as a pulse amplifier, its speed of response is such that if the rise time of the input waveform is 0.05 μsec the rise time of the output waveform is less than 0.15 μsec. In a typical application the current gain (alpha) falls to 0.7 of its i.f. value at 4 Mc/s. To achieve this performance the spacing between the metal whiskers on the germanium surface has to be extremely small and is, in fact, about 0.001 in.

Since transistors are somewhat unrewarding in their external appearance, it was interesting to learn from G.E.C. something about the internal construction of their latest junction types, EW53, EW58 and EW59. The small germanium wafer is actually mounted on a frame made of nickel. The base lead is connected directly to the wafer while the collector and emitter leads are joined to small indium beads on opposite faces of it. The three leads are taken through a glass bead which is set in a copper thimble, and the whole device is hermetically sealed inside a small gold-plated copper can.

Germanium has already proved its worth in power rectification, and an example of this at the Show was a new germanium power rectifier shown by S.T.C., the R60A. Four of these extremely small units arranged in a bridge circuit with a 250-V a.c. input will give a d.c. output current of 500 mA. With half-wave rectification into a resistive load, a 250-V input will produce 250 mA of d.c. Westinghouse have extended the range of their contact-cooled metal rectifiers, which are also notable for their small size, and the smallest, which gives an output of 280 V, 20 mA, measures only about 1 in × ½ in.

EXHIBITION SIDELIGHTS

THE telephone answering machine, shown by Pye Telecommunications, is intended for use in the absence of the subscriber and permits the caller to record a message. The device is started by "ringing" signals from the Post Office line, which are rectified and then used to operate a relay switching system. This actuates a delay circuit, which, after 10 seconds, causes an announcement on a continuous length of magnetic tape to be played back to the caller, inviting him to record his message. At the end of the announcement a hole in the tape is used to start the main tape recording unit. While this is running the input from the telephone line is monitored and when the caller has finished speaking the machine "listens" for a final six seconds then switches off and clears the line. The monitoring circuit is designed to recognize the receipt of dialling tone, which can occur when a call from an automatic exchange is terminated. A total of one hour of recorded messages can be accom-



Left: Ediswan coin-operated time switch for "coin-in-the-slot" television.

Below: Pye telephone answering machine. The "announcement" tape is in the circular window at the bottom.


modated on the main tape, and the machine will handle input levels from +6dB to +35dB relative to a milliwatt.

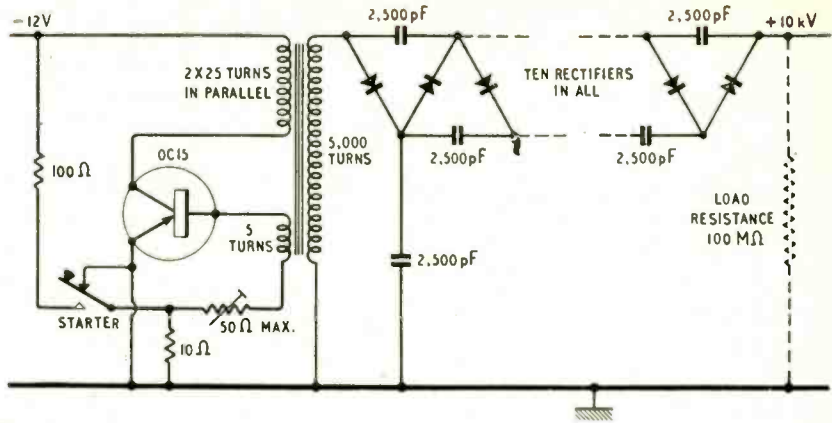
The general idea of "coin-in-the-slot" television as a way of collecting rental or hire-purchase payments on receivers, has become quite well known by now, but at this Radio Show an actual machine for the purpose was exhibited by Ediswan. It is, in fact, a coin-operated time switch designed to interrupt an electric circuit at the end of a pre-paid length of time, which may be hours or weeks. The insertion of a coin sets a register to show the amount of viewing time which

has been paid for, and connects the electricity supply to the set. A self-starting synchronous motor driving a cam through a train of gears provides the timing mechanism and this switches off the supply at the end of the pre-paid time. As in electricity slot meters, the machine can be "stoked up" with several coins for a long continuous run.

Another exhibit of some interest shown by Ediswan was a prototype transistor amplifier for electro-physiological work which is capable of driving a recording pen directly. It has sufficient amplification to give a pen deflection of 1 cm, peak-to-peak, with an input of 100 μV, while the maximum possible deflection is 1.5-2 cm peak-to-peak. The frequency response is substantially flat from zero to 15 kc/s. Small dry cells provide the sole power supply, so that the amplifier has the great advantage of portability, as well as small size, compared with conventional valve equipments used for this type of work. A complete miniature portable recording unit, incorporating the amplifier, is under development.

Transistor circuits were also a feature of the Mullard display, and in addition to several audio amplifiers and output stages (one of which is mentioned under






Circuit of Mullard transistor d.c. converter giving 10 kV e.h.t. from a 12-V battery.

Left: R.A.F. "Sonobuoy" with the hydrophone to the right.

"Valves and C.R. Tubes") there were demonstrations of transistor d.c. converters for producing h.t. and e.h.t. voltages from l.t. supplies. These made use of the fact that the junction transistor in a suitable circuit has characteristics very close to those of an ideal switch. The transistor is used in a simple relaxation oscillator circuit, interrupting the input from an l.t. battery. Energy is stored in the inductance of a coupling transformer (see diagram) during the "on" period, while in the "off" period it is delivered at an increased voltage to the output circuit. Simple rectifiers or more complex voltage multipliers are used in the output circuit, depending on the voltage required.

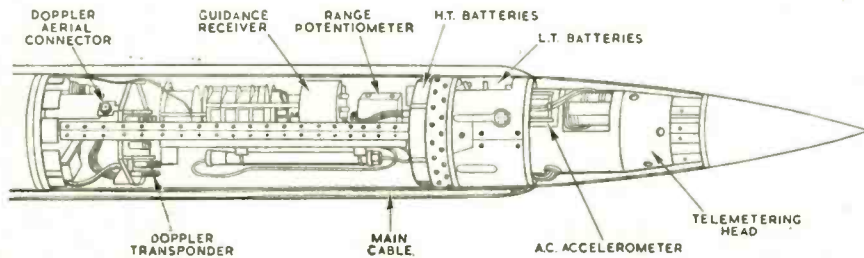
Very good conversion efficiency is obtainable at power levels ranging from a few milliwatts to several watts. The operating conditions are such that the transistor is "bottomed" when it is "on," and as a result the efficiency is quite high, the figures for the six converters on view ranging from 55% to 80%. The voltage outputs of the six circuits ranged from 30 V (using a 1.2-1.5-V battery) to 10 kV (using a 12-V battery).



Teledictor automatic coin-sorting machine.

Radio apparatus in an R.A.F. test rocket for guided missile design.

A rather unusual piece of radio apparatus on the Royal Air Force stand was the "Sonobuoy" used by aircraft for locating ships and submarines. It is a miniature automatic transmitter in a canister which is dropped into the sea by parachute. A hydrophone dangling below the sea surface at the end of a 30-ft wire picks up any engine sounds, which are relayed by the transmitter back to the aircraft. The transmitter, which is powered by Kalium dry batteries and a 2-V accumulator, consists of an electron-coupled oscillator with three doublers and an output stage, producing an r.f. output of about 300 mW in the lower v.h.f. region. The oscillator is frequency-modulated by a reactance valve, which is driven through two a.f. stages from the hydrophone; this is a magnetostriction device and has



an underwater range of about 3 miles. The transmitter signals can be picked up at a distance of about 10 miles. Also on the R.A.F. stand was a sectioned rocket, containing radio equipment for guidance and telemetering, as used in guided missile design.



Ediswan P.T.F.E. valveholders.

To demonstrate that all the channels of their 13-channel television receivers really do work, Pye had an elaborate closed-circuit picture generating system with 13 cameras and 13 transmitters, all operating on different frequencies, feeding into a group of 13 receivers, each of which displayed a different picture. The

cameras were the small Pye industrial models using 1-in diameter photo-conductive pick-up tubes, and each had its own waveform generating unit. The transmitters (13 for sound and 13 for vision) were simple crystal-controlled oscillators with frequency multipliers to produce the required channel frequencies in Bands I and III. A control room was equipped with a push-button monitoring system and enabled any video camera output to be fed to any transmitter; sound was also added at this point.

An electronic machine for sorting coins of two different alloys, originally developed for the Royal Mint, was shown by Teledictor in the "Electronics and Careers" section. The mixed coins are loaded into a rotary hopper which feeds them one by one through a gap in an iron-cored inductor, and the effect they have on the magnetic flux is used in the electronic circuit as an indication of their composition. If the flux variation is indicative of cupro-nickel the coin is allowed to fall straight into an appropriate box. A silver alloy, however, causes a signal to be fed to an electromagnetic actuator, which deflects the falling coin into another box. The sight of the machine rattling through half-crowns at the rate of 8 per second is quite impressive.

BRITISH AIRCRAFT RADIO

Highlights of the Equipment Seen at this Year's Air Show

MODERN commercial and military aircraft now carry such a vast amount of radio and radar equipment that size and weight have become vitally important. Miniaturization has ceased to be an adequate description and sub-miniaturization is taking its place. This, at least, was one of the impressions gained from the air show held recently at Farnborough by the Society of British Aircraft Constructors.

One example of this trend was the new Marconi sub-miniature direction finder (Model AD722) covering 200 to 1,750 kc/s. A significant factor in the reduction in size and weight of this equipment is the dispensing with a power supply unit, the set being operated (included h.t.) entirely from the aircraft's 28-volt d.c. system.


The direction finder is a modern version of the Bellini-Tosi system with two fixed crossed loop aerials, the modern flavour being given by the use of dust-iron cores and by encasing the loops in a sealed unit only $\frac{1}{2}$ in thick so that it can be mounted on the outside of the aircraft without affecting the "drag." The loops connect to a goniometer embodied in a direct-reading panel-mounting indicator giving continuous bearing information.

Another aid to navigation in the air is VOR (very high frequency omni-range) and Marconi's have this year introduced a new receiver embodying both VOR and ILS facilities, or at least for part of the ILS. It is the model AD704 and represents another example of weight reduction by streamlining several facilities in one set; the AD704 also serves as a communications receiver over the range 108 to 136 Mc/s. The set is used for receiving the localizer signals of ILS but

to complete the ILS equipment two other units, the AD706 and A708, are required, these being the glide path and marker receivers.

Standard Telephones were showing also a new complete airborne VOR/ILS receiver, the SR32/33, capable of receiving any one of 100 pre-set frequencies in the 108- to 118-Mc/s band and any one of 20 spot frequencies in the 300- to 325-Mc/s band and also one spot frequency on 75 Mc/s. These together cover localizer, glide path and marker facilities.

Indications are that a new u.h.f. radio-telephone band is coming into use for ground-to-air communications. It is 225 to 400 Mc/s and the 175 Mc/s available provide 1,750 channels of 100-kc/s bandwidth.




Main i.f.-i.f. section of the Marconi Sub-miniature Automatic Direction Finder. Note the unit construction

Plessey were showing the ground equipment in rack form and of quite massive construction. The fact that it is entirely weatherproof with all units sealed no doubt gives this impression. Two transmitters are available, one a single-channel set, crystal controlled and allowing full remote control, and the other a multi-channel set which, while making available the whole 1,750 channels by mixing the harmonic outputs of some 32 crystals, provides on immediate call and by remote control 12 pre-selected channels. Normal r.f. power output is 10 watts but the addition of an r.f. amplifier and its power supply unit raises the available r.f. power to 150 watts.

A small airborne set for use in the new u.h.f. band is the Burndept BE234 working on a single spot frequency between 238 and 248 Mc/s with facilities for emergency working on the international distress frequency of 243 Mc/s. The use of an overtone crystal enables the working frequency to be reached by a frequency multiplication of 12. The output of the transmitter is 2.5 watts and amplitude modulation is employed. The self-contained receiver is a double super-het with a first i.f. on about 20 Mc/s and the second on 2 Mc/s.

A further example of equipment for this new band was an automatic ground direction finder shown by Standard Telephones. It is the Type FGR1X-1340 and provides remote selection of 10 spot frequencies in the band 225 to 400 Mc/s. Bearings are displayed on a cathode-ray indicator. It employs a fixed vertical aerial mounted in the centre of a rotating fibre-glass cylinder carrying a reflector. This imparts a rotating cardioid response to the system which in

Plessey 225- to 400-Mc/s radio-telephone ground equipment and (right) Rotating aerial system of the Standard Telephones u.h.f. direction finder, FGR1X-1340.



Aerial unit of the 3-cm medium-range Decca Type MR75 surveillance radar.

effect is tantamount to modulating any received signal by a sinewave of a frequency equivalent to the speed of rotation, in this case 40 c/s. Bearing information is obtained by comparing the instantaneous phase of the 40-c/s modulation of the signal with a 40-c/s sinewave generated by an alternator embodied in the base of the spinning cylinder.

The c.r. indicator includes a switch which displays instantly when required the reciprocal of the bearing with magnetic correction (the QDM) for passing back by R/T to the aircraft.

Another system of direction finding demonstrated on the airfield by Standard Telephones was one to which has been given the title Commutated Antenna Direction Finding (CADF) because it operates by sampling in sequence the signals picked up on a ring of vertical aerials by one receiver, mixing them with the same signal picked up by a nearby single aerial and on comparison in a suitable discriminator a sine-wave output at the frequency of the aerial commutating cycle is obtained. The phase of this signal varies with bearing and the actual bearing is obtained by comparison with a reference signal derived from the commutating system. Although demonstrated on v.h.f. signals it is equally applicable to u.h.f. and to h.f.

Heavy storm clouds are a potential source of danger to aircraft and generally avoided wherever possible, or when sufficient warning of their presence is available under conditions of poor visibility. Ekco airborne search radar was developed especially to give this early warning and this year a new version was shown having a longer range, 120 miles as compared with 40 to 50 miles of the early set. It also embodies a discriminating feature in that cores within the clouds of heavy air turbulence are emphasized on the P.P.I. display.

Pye were showing the ground equipment of a new ILS (instrument landing system). Its special features are long-range localizer transmitter, high accuracy and automatic monitoring of the whole equipment from a centrally disposed control console. Two localizer transmitters are used; they operate in the 108- to 112-Mc/s band, each gives 50 watts out-

put and each feeds dipoles in the localizer aerial system. They are separately modulated and the approach path is determined in the air by comparing the amplitudes of the two modulating signals, the resultant information being passed to a combined approach and glide path indicator. The localizer aerial is directional, giving a beam width of $\pm 70^\circ$ centred on the approach to the runway.

Glide path transmitters are of 20 watts output, operate in the 328- to 355-Mc/s band and feed into vertically stacked aeriels. Different modulating tones are used and again comparison of their amplitudes gives the glide angle. There are three marker beacons in the system on 75 Mc/s.

Other ground nav aids shown this year comprised a new ground beacon and airborne apparatus by means of which aircraft can fix their own position. It is known as "Tacan," operates between 962 and 1214 Mc/s and was shown by Standard Telephones. It is an interrogator-responder system and has a range of 200 miles.

Decca had a new medium-range surveillance radar, the Type MR75, working on 3.2 cm and having an operational range of 75 miles on large, and 45 miles on small, aircraft. It is said to fill the gap between the more elaborate long-range surveillance radars and short-range approach control radars. The aerial is a 14-ft horizontal mesh-covered system fed by a horn and rotating at 10 r.p.m. All the equipment, except the display unit, is housed in a single cabinet 2ft 6in square at the base and 5ft 6in high. Several display units, located up to 2,000 yards away, can be used with one equipment and aerial system.

For long-distance point-to-point ground communications relating to routine movements of aircraft and operational instructions, radio telegraphy, or its modern counterpart the teleprinter, has no rivals yet. Frequency-shift signalling is the well-established system for rapid and accurate handling of large volumes of radio traffic and equipment for this purpose was well in evidence.

Redifon had a frequency-shift receiving adaptor (Type AFS10) designed especially for simplified operation. One of its principal features is the ability to accept signals whose carrier frequency may drift as much as 2.75 kc/s above or below the nominal frequency. It is intended for use with the Redifon R50M communications receiver, but will function with any other good set of this type covering frequencies between 445 and 470 kc/s. Another feature is that it provides the 80-0-80 volts required for operating the teleprinters (two) and radio telephony can be employed as an alternative service. Plessey were showing frequency-shift adaptors for use with suitable existing communications receivers, also complete dual-channel f.s.k. receiving terminals and for the radio link 100-watt and 1-kw h.f. transmitters.


Medium-frequency ground beacons still play an important part in air navigation in all parts of the world, but perhaps their importance is realized less in Europe where v.h.f. is so prominent than in the more remote parts. For use under the most arduous conditions, Redifon have a robust m.f. ground beacon transmitter (Type T1918) giving 300 watts output over the range 110 kc/s to 1500 kc/s in four tuning bands. It is made up of three separate units designed for easy separation and transportation by air, or other means. They can be stacked for operation either vertically or used side by side, as in a vehicle. Units are sealed and the transmitter will work in 18in of water. A special feature is the provision for use of radio telegraphy and telephony, should the need arise.

A most interesting development was seen on the Ultra stand. It is described as a "sea cell" and is intended for operating the "Sarah" rescue beacon equipment in emergency inflatable dinghies. The cell is normally dry, or inert, but on immersion in sea water becomes active and will operate "Sarah" for 100 hours continuously, or for about 4 days. The output is 1.3 volts and the h.t. supply for the equipment is provided by a small vibrator unit. The overall size is $3\frac{1}{2} \times 4\frac{1}{2} \times 4\frac{1}{2}$ in. Another Ultra exhibit was an aircraft "station" intercommunication box (UA118/A) operated entirely by transistors. This new box is about half the size and three-quarters the weight of the equivalent valve-operated model.




Left: Redifon Type T1918 m.f. beacon transmitter.

Right: The control console of the Pye Instrument Landing System.



Below: Burndept u.h.f. airborne transmitter-receiver removed from its case.




Radio Equipment Firms at the Farnborough Show

Amalgamated Wireless (Australasia) Ltd., 99 Aldwych, London, W.C.2.	Electric and Musical Industries Ltd., Hayes, Middlesex.	Pye Telecommunications Ltd., Newmarket Road, Cambridge.
Belling and Lee Ltd., Great Cambridge Road, Enfield, Middlesex.	Ferranti Ltd., Ferry Road, Crewe Toll, Edinburgh, 5.	Redifon Ltd., Broomhill Road, Wandsworth, London, S.W.18.
British Insulated Callender's Cables Ltd., 21 Bloomsbury Street, London, W.C.1.	General Electric Co. Ltd., Kingsway, London, W.C.2.	Salford Electrical Instruments Ltd., Silk Street, Salford 3, Lancs.
S. G. Brown Ltd., Shakespeare Street, Watford, Herts.	Goodmans Industries Ltd., Axiom Works, Wembley, Middlesex.	Standard Telephones and Cables Ltd., Connaught House, Aldwych, London, W.C.2.
Burndept Ltd., West Street, Erith, Kent.	W. T. Henley's Telegraph Works Co. Ltd., 51-53 Hatton Gardens, London, E.C.1.	Telegraph Construction and Maintenance Co. Ltd., Greenwich, London, S.E.10.
Canadian Marconi Company, 2442 Trenton Avenue, Montreal 16, Canada. (Agents: Marconi's Wireless Telegraph Co. Ltd., Chelmsford.)	McMichael Radio Ltd., Wexham Road, Slough.	Thermionic Products Ltd., Shore Road, Hythe, Southampton.
E. K. Cole Ltd., Southend-on-Sea, Essex.	Marconi Instruments Ltd., Longacres, St. Albans, Herts.	Ultra Electric Ltd., Western Avenue, Acton, London, W.3.
A. C. Cossor Ltd., Highbury Grove, London, N.5.	Marconi's Wireless Telegraph Co. Ltd., Chelmsford, Essex.	Venner Accumulators Ltd., Kingston By-Pass, New Malden, Surrey.
The Decca Navigator Co. Ltd., 247 Burlington Road, New Malden, Surrey.	Mullard Ltd., Century House, Shaftesbury Avenue, London, W.C.2.	Wayne Kerr Laboratories Ltd., 3 Sycamore Grove, New Malden, Surrey.
Decca Radar Ltd., 1-3 Brixton Road, London, S.W.9.	Murphy Radio Ltd., Welwyn Garden City, Herts.	Westinghouse Brake and Signal Co. Ltd., 82 York Way, London, N.1.
	Plessey Co. Ltd., Ilford, Essex.	

While on the subject of power supplies there were some interesting, but not entirely new, lightweight secondary cells, shown by Venner Accumulators. They are silver-zinc accumulators and the smallest shown, while weighing only $\frac{3}{4}$ oz and measuring $\frac{7}{8} \times 1\frac{1}{8} \times 1\frac{1}{2}$ in is capable of giving a 10-A continuous discharge. Its rating is 0.75 amp-hr. Silver-zinc accumulators give a nominal voltage of 1.5 and are approximately $\frac{1}{5}$ to $\frac{1}{6}$ the size and weight of most lead-acid accumulators of comparable performance. The ampere-hour efficiency is 90 to 95%.

Other components seen which have been developed especially for use in aircraft radio equipment were double- and quadruple-voltage Westalite metal rectifiers for h.t. use. They are, of course, considerably smaller and lighter than normal types; the price paid is a slightly higher forward resistance, but this is of little consequence. The quadruple-voltage types will withstand a peak inverse of 80 volts per plate compared to 24.3 volts for the standard pattern. Contact-cooled rectifiers relying on conduction rather than convection for dissipating the heat are new this year; they are fairly thin and flat with as much contact surface area as possible and the normal way of fitting is on the equipment chassis. All these were shown by Westinghouse.

A number of items of test equipment especially applicable for testing and maintaining aircraft radio and radar equipments were shown by Marconi Instruments. One was the TF801B, 10- to 500-Mc/s signal generator, another the TF1020/1 direct-reading r.f. power output meter covering 0-100 watts at frequencies up to 250 Mc/s and there was a micro-wave test



Wayne Kerr portable test set Type 740.

set, TF890A, for checking characteristics of transmitters, receivers and aerial systems in the 3-cm band. It embodies a cavity wave meter covering 9000 to 9680 Mc/s.

Wayne Kerr had a test set, the Type 740, which is designed especially for functional tests of airborne v.h.f. transmitters, receivers and intercom units in an aircraft. It can be used by semi-skilled persons and by rotation of a switch and observation of a meter scaled "pass" or "reject" most of the equipment can be quickly checked over. Detailed investigation of "reject" equipment can then be undertaken by the skilled staff. The gear is reasonably small and light and quite easily operated in confined spaces.

TELEVISION IN AUSTRALIA

PROVISION has been made for both commercial and Government-operated stations in Australia and licences have already been granted for four commercial stations—two in Sydney and two in Melbourne. British equipment worth £0.25M has now been ordered for the first two Government-operated stations. They are due to come into service towards the end of next year.

Some months ago, the Australian Broadcasting Control Board issued a report on the standards to be adopted for television in the Commonwealth. The system agreed upon is 625 lines, with frequency-modulated sound. Ten 7-Mc/s channels between 49 and 216 Mc/s are being made available for the operation of the service and the Board, with the concurrence of manufacturers, suggests that from the outset receivers should be tunable to all ten channels. It is also suggested that receivers should be capable of economic adaptation to provide for the u.h.f. bands (500 to 855 Mc/s) which will eventually be used.

Standardized intermediate frequencies are to be employed for all receivers used in the Commonwealth; they are: sound 30.5 Mc/s and vision 36 Mc/s. These frequencies must be adhered to within ± 0.25 Mc/s and the oscillator frequency must be above the channel frequency. Beat oscillator radiation must be kept to less than $50 \mu\text{V/m}$ at 100 feet in the lowest three channels, $100 \mu\text{V/m}$ in channels 4 and 5 and $150 \mu\text{V/m}$ in the top five channels.

The transmitters for the Government-operated stations, which are to be erected in Sydney and Melbourne, are to be provided by Marconi's, through their associates Amalgamated Wireless (Australasia), Limited. The installation at each station will consist of an 18-kW vision and 4-kW sound transmitter, 5-kW and 1-kW standby transmitters, ancillary equipment and an 8-stack aerial array. A sound and vision radio link is also being provided between the two stations.

Simple Hum-Reducing Circuit for Radio Receivers

By HERBERT J. FRASER, A.M.I.E.E.*

THE economic design of a.c. operated radio receivers requires low hum output from the loudspeaker for low values of filter capacitance in the power supply. If the receiver has two a.f. stages and the grid bias for the second stage is obtained from a resistor in the common negative h.t. supply line, the use of hum cancellation at the grid of the second amplifier is commonly used to lower the cost of the filter components for a given level of hum output. It can be shown that if the resistor R_x is added to the otherwise conventional circuit of Fig. 1, a further reduction in hum output or in filter cost is obtained.

The equivalent circuit for hum potentials at the

Hence equations (1) and (2) become

$$R_x = R_2 R_3 / R_4 \quad \dots \quad (3)$$

$$C_2 = C_3 \cdot \frac{R_4}{R_2} \cdot \left(\frac{r_a}{R_3 + r_a} \right) \quad \dots \quad (4)$$

Because the bridge balance does not depend upon frequency it can be balanced for all hum-frequency components. The resistive balance is independent of capacitive balance and in particular it does not depend upon the value of C_2 which will be the main variable if C_2 is an electrolytic capacitor.

Experimental results were taken on a receiver with the end circuit of Fig. 1 with the following values of components:—

$r_a = 80 \text{ k}\Omega$; $R_1 = 2.5 \text{ k}\Omega$; $R_2 = 220 \text{ }\Omega$; $R_3 = 270 \text{ k}\Omega$; $R_4 = 470 \text{ k}\Omega$; $C_1 = C_2 = 16 \text{ }\mu\text{F}$; $C_3 = 0.02 \text{ }\mu\text{F}$; $R_x = 100 \text{ }\Omega$. (C_3 and R_x were adjusted for minimum hum.)

The hum voltage measured across the secondary of the output transformer T_1 for $R_x = 0$, was -46 dB (arbitrary reference level) and -63 dB for $R_x = 100 \text{ }\Omega$. R_x differs from the value ($126 \text{ }\Omega$) calculated

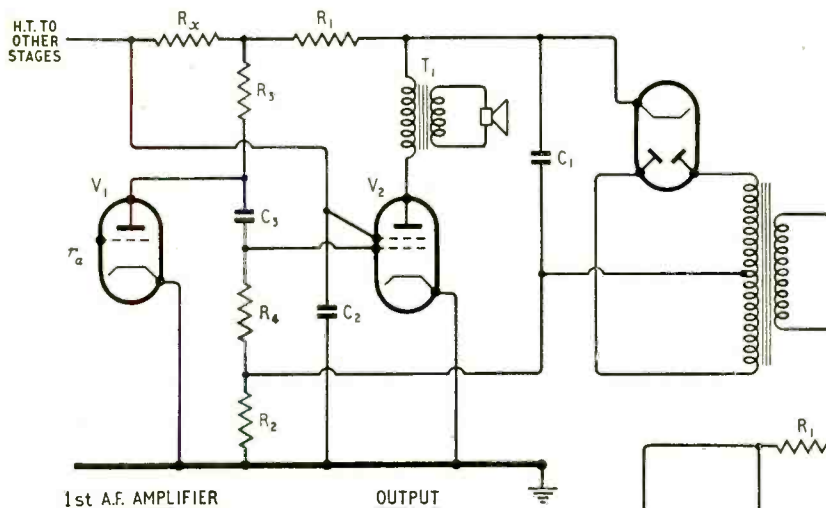


Fig. 1. Audio circuit and power supply of a.c. Receiver.

grid of V_2 (Fig. 1) is shown in Fig. 2 which can be represented by the equivalent bridge circuit of Fig. 3. Minimum hum at the grid of V_2 will be obtained when this bridge circuit is balanced.

It can be shown that at balance the following relations hold.

(a) Resistive balance:

$$R_x = \frac{R_2 R_3}{R_4} - \frac{R_2}{R_4} \cdot \frac{X_{c2} \cdot X_{c3}}{r_a} \quad \dots \quad (1)$$

(b) Capacitive balance:

$$C_2 = C_3 \cdot \frac{R_4}{R_2} \cdot \left[\frac{1}{\frac{R_x}{r_a} + \frac{R_3}{r_a} + 1} \right] \quad \dots \quad (2)$$

where X_{c2} , X_{c3} = reactance of C_2 and C_3 at the hum frequency considered and r_a = anode resistance of V_1 . In a practical circuit it is found that the second term on the right-hand side of Equ. (1) is negligible and $R_x \ll r_a$.

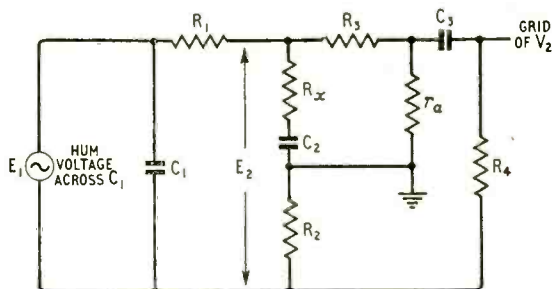


Fig. 2. Equivalent hum circuit of Fig. 1.

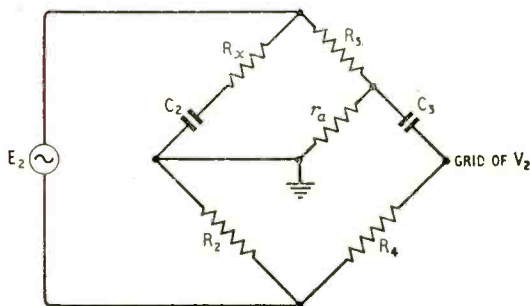


Fig. 3. Equivalent bridge circuit of Fig. 2.

* Amalgamated Wireless Valve Co. Pty. Ltd., Sydney, Australia.

from Equ. (3) because other sources of hum, such as that due to anode and screen voltages, have not been considered in the simple theory. The value R_x required for circuits including negative feedback from the secondary of T_1 to the grid of V_1 has been found to be much less than that predicted by Equ. (3).

The bridge balance is not particularly critical. Table 1 shows the hum output when the bridge was first adjusted for minimum hum (-63 dB) and each component listed was varied by $\pm 25\%$.

TABLE 1
Hum output in dB

Component	+25%	-25%
R_2	-51.5	-47
R_3	-51	-57.5
R_4	-55	-59
C_2	-54.5	-55
C_3	-53	-53
r_a	-57.5	-50
	—	-54.5

It is seen that despite these large changes in components the hum is not higher in any case than the minimum hum obtainable for $R_x = 0$. In practice resistive balance can be held to close limits as it depends only upon the three fixed resistors R_2, R_3, R_4 , and it represents a distinct advantage in hum reduction even if the bridge is not accurately balanced capacitively.

APPENDIX

To derive the balance conditions for Fig. 3, the three delta ϵ rms comprised by R_3, r_a and $R_x - jX_{c2}$ are replaced by their star equivalent obtained by means of the star-delta theorem*; the circuit then takes the form shown in Fig. 4, in which $Z = r_a + R_3 + R_x - jX_{c2}$. Only two of the

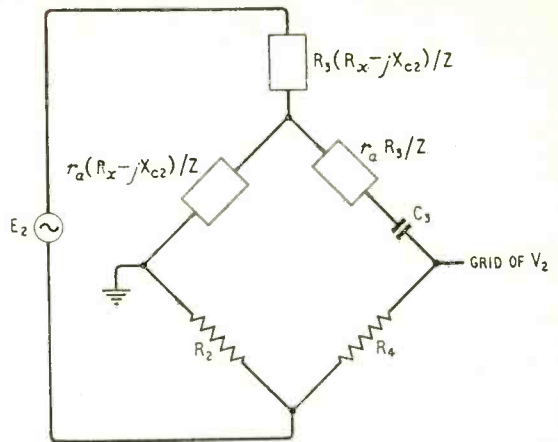


Fig. 4. Equivalent circuit of Fig. 3.

star elements enter into the balance condition which is, by the ordinary bridge relation,

$$\frac{R_2}{R_4} = \frac{r_a(R_x - jX_{c2})/Z}{r_a R_3/Z - jX_{c3}}$$

Expanding, and equating real and imaginary parts separately, we get

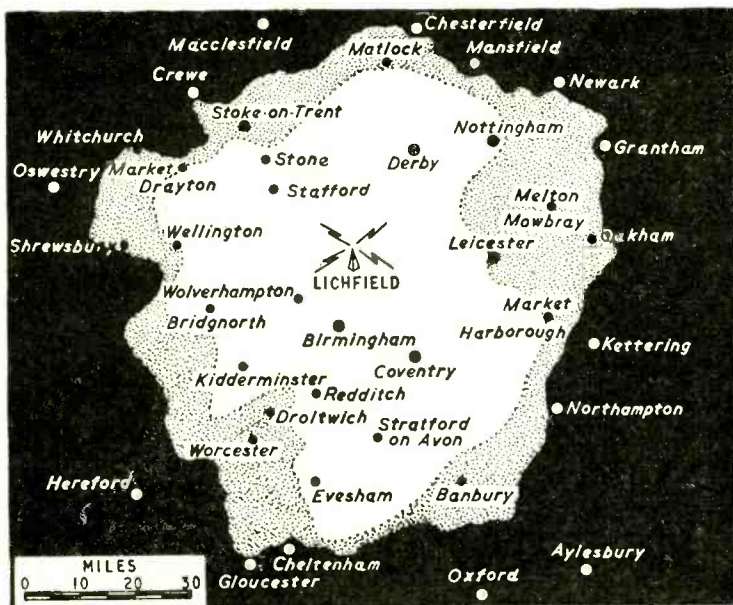
$$R_x = R_3 \frac{R_2}{R_4} - \frac{X_{c2} X_{c3}}{r_a} \cdot \frac{R_2}{R_4}$$

$$X_{c2} = X_{c3} \frac{R_2}{R_4} \left(1 + \frac{R_3 + R_x}{r_a} \right)$$

whence $C_2 = C_3 \frac{R_4}{R_2} \left(1 + \frac{R_3 + R_x}{r_a} \right)$

* "Some Electrical Theorems", by W. Tusting, *Wireless World*, November 1954, p. 550.

I.T.A. MIDLAND STATION: TEST TRANSMISSIONS



SOME idea of the anticipated coverage of the I.T.A. Midland transmitter at Lichfield will be gained from this map on which has been superimposed the authority's estimated 2-mV/m contour (dotted) outside of which is the 0.5-mV/m area (shaded).

Work has already begun on the site on which Marconi's will be erecting a 450-ft self-supporting mast and aerial system. The site is 500ft above sea level.

The transmitting equipment for the station, which will operate in Channel 8 (189.75 Mc/s, vision, and 186.25 Mc/s, sound) with an e.r.p. of 144 kW, is being supplied to Pye.

Belling and Lee have been asked to radiate a test signal from a temporary low-power transmitter on the site, as they did from Croydon, and it is hoped that regular transmissions will begin on October 10th. The proposed schedule for transmissions using a similar test card to that radiated from London (with the same call sign, G9AED) is: Monday to Friday 9.30-12.30, 2.0-5.30, and 7.30-8.30; Saturday 10.0-1.0.

LETTERS TO THE EDITOR

The Editor does not necessarily endorse the opinions expressed by his correspondents

Band III Convertors

A NUMBER of advertisers in your September issue offer convertors for the reception of the I.T.A. Band III transmissions on Band I receivers. All assert their units are suitable for any type of receiver without internal modification; some say categorically they will work with either "straight" or superheterodyne receivers. These statements are apparently aimed largely at home constructors.

Now the majority of "straight" sets in the London area have been tuned to the upper sideband of the Alexandra Palace transmitter to make sound rejection simple. As the I.T.A. transmitter will be sending out vestigial sideband (lower sideband only) straightforward conversion will not work. Either separate sound and vision convertors will have to be fitted or the existing receiver retuned to the lower sideband. This latter course would be preferable in case the B.B.C. decide to change over to single-sideband when they move to Crystal Palace. In other words, many of those who attempt to fit convertors will be faced with the problem of retuning and adding sound rejectors in order to cut their losses.

Unfortunately, the Belling-Lee experimental Band III transmissions from their Croydon station have contributed, quite inadvertently, to this problem, since both upper and lower sidebands have been radiated. People who have bought and fitted convertors have received the test card satisfactorily and are temporarily happy. I fear some of them are in for a rude awakening when the I.T.A. station starts up in earnest.

Thornton Heath, Surrey.

H. BANHAM.

F.M. at Sea

I AM glad you have drawn attention in your September issue to the Parliamentary announcement by the Postmaster General; in view of the sad history of marine v.h.f., it is not surprising that it was "tucked away."

The whole story of marine v.h.f. since its inception after the war, has been a long one of restriction, frustration and contradiction by the Post Office administration and I would like to reconstruct it in the hope that the same mistakes do not occur in future.

At Atlantic City, 1947, an extraordinary resolution was hurriedly passed in the last few days making f.m. compulsory in Region II (America) and strongly recommending it in Regions I and II (the rest of the world). There had been no experience of commercial marine v.h.f. prior to this and the decision ignored the vital factor that a.m. was standard for all aeronautical services. In May, 1949, the G.P.O., pointing out the important advantages of using a.m., decided to reverse the Atlantic City policy and to standardize on a.m. for Commonwealth marine services. The G.P.O. must have realized the far-reaching consequences of this reversal and should have dismissed all considerations of reviewing it once again at some future date. Indeed, once the decision was made it should have been supported actively and effectively in Britain and throughout the world.

After the G.P.O. announcement of a clearly defined policy, my company felt it was safe to enter the market and give full support to the G.P.O. and between 1950 and 1953 great strides were made in Great Britain and throughout the rest of the world in fitting ships and vessels with British equipment.

As these strides were continued, we began to sense opposition and obstruction to our plans to further the G.P.O.'s stated policy. Although continually pressed, the G.P.O. refused to establish further Public Correspondence schemes beyond the initial Thames Radio Service. The G.P.O. would not discuss with us ways and means of opening up additional v.h.f. channels for ship-

to-shore communications with liners. Our export salesmen began to hear rumours from abroad that the G.P.O. were thinking about changing back to f.m. Although in 1951 Mr. Ness Edwards, then P.M.G., announced in the House that Great Britain would continue to support a.m. for international standards, we were left in no doubt that the G.P.O. were considering a *volte face* in January, 1953, when the G.P.O. asked the radio industry what its attitude would be to a change to f.m. As Britain's largest suppliers we vigorously opposed this change, as we felt that Britain was being "pressurized" from America to use an inferior marine system and we owed allegiance to our numerous marine customers who, with us, had supported the G.P.O.'s agreed 1949 policy.

The net result of these G.P.O. actions has been the stagnation of marine v.h.f. since 1953, with the consequent damage to our business and complete cessation of exports of marine v.h.f. whilst the shipowner has been deprived of a new and important form of communication for safety and business purposes.

We ask ourselves, therefore, if we should now support the G.P.O.'s changed policy for f.m. Past history tell us "No" but if the new P.M.G. can restore confidence and show sincerity by positive action, we would be the first to support him. The positive action he can take is three-fold:—

1. To agree quickly a reasonable international marine v.h.f. specification with sufficient working frequencies and narrower channel spacing.

2. To announce the intention of setting up a number of public marine v.h.f. stations to the new f.m. standards within a specified period.

3. To state that a.m. to present standards can continue to be used on private marine channels.

Pye Marine, Ltd.

R. I. T. FALKNER.

Tape Bookmark

R. G. WICKER states in his letter (your September issue) that he uses a 2-c/s signal for "finding the place" on magnetic tapes. A simpler method of imposing a signal is by means of a permanent magnet, which, if applied close to the tape, gives a very strong audible pulse on fast wind-on or rewind, even although not in contact with the head. Also this uses very little tape.

The essence of our tape selector mechanism (*Wireless World*, April) lies in its simplicity and ability to work whether the tape is moving at high speeds or at the playback speed.

We had considered the idea of applying a signal to the tape but the complexity involved outweighs the advantages of this technique although the home constructor with space to spare may prefer this method.

J. R. PRICE.

London, S.E.26.

R. A. FREWER.

IN your August editorial, you reviewed ways and means of precise location of individual recordings on a length of magnetic tape. The problem is undoubtedly an irritating one for which no simple and elegant solution has yet been found.

The conventional type of indicator usually provided on a tape recorder is far too crude to give anything like precise location. If a device of this general character is to be used, then the revolution counter is definitely superior, yet its accuracy is inevitably prejudiced by changes in tape length due to humidity and temperature and to changes in winding tension.

The idea of recording a sub-audible note on the tape for registering purposes fails, as you rightly point out, because the playback head is normally inoperative during

fast wind and rewind. If a procedure of this kind were seriously contemplated, it might be as easy to obtain the necessary signals at the start and finish of a recording by interruptions, possibly coded, of the h.f. bias current. Any frequency transformation or the like which might be found necessary would probably prove no more expensive than the provision of the v.l.f. source.

The technique proposed by J. E. Price and R. A. Frewer (April issue) certainly has the merit of simplicity and should be quite precise in operation (I have not had the opportunity of trying it) but it does undoubtedly involve the provision of a few "bits and pieces." Furthermore, affixing four layers of adhesive tape neatly along the recorded tape would prove a real trial to the ham-handed.

Quick-drying paint along an inch or two of the tape should be discernible to the eye with the fastest rewind speed and might prove a satisfactory solution to some users. Probably such markings, used in conjunction with a photocell and the other usual ancillaries, would enable automatic braking to be achieved but the arrangement would be as complicated as anything mentioned so far. As an alternative, quick-drying conducting paint and a free-running roller which embodied a pair of slip-rings to be short-circuited by the paint might prove reasonably simple and reliable.

For a number of diverse reasons, magnetic tape manufacturers in this country are pressed from time to time to print some form of distinguishing coding on the back of the tape. For an equal number of reasons this pressure has so far been successfully resisted. Such printing, it might be thought, could serve as bookmarks for recording but it would require counter circuits introduced into the recorder to make it operative.

Crude though it may be, there is probably nothing to touch the bits-of-paper technique. This is all very deplorable but the truth is that no one will be attracted to any device, elaborate or simple, which involves anything in the nature of delicate operations on the tape.

Slough, Bucks.

H. G. M. SPRATT.

F.M. Receiver Design

S. W. AMOS' and G. G. Johnstone's reply (August issue) to their critic J. K. Carter demands further comment, as it may seem over-facile.

Even if a single conventional moving-coil speaker were the form of transducer in general use in the sort of high-quality equipment to which an f.m. feeder is likely to be added, it would remain a fact that distortions in successive parts of a chain add up, to the detriment of the overall quality. That frequency-divided multiple units may reduce the audible effects of speaker distortion to a very low level is well enough known to need no elaboration. The designer of one unconventional moving-coil speaker used as a single unit has claimed* that by its use an increment of distortion from 0.1% to 0.4% in the amplifier can be heard; and certainly this speaker does not itself introduce audibly significant intermodulation. So the loudspeaker is not a universal offender.

However, Mr. Carter's enquiry really begs the question "What sort of distortion?" As "Cathode Ray" has been ably pointing out in your pages, an unqualified percentage figure is not a true measure of distortion once we start considering *sound* rather than an abstract waveform.

Despite the alleged 3% distortion, f.m. reception *via* a ratio detector shows, under favourable conditions, less audible distortion than any other source readily available (I have not yet heard a unit using the Foster-Seeley circuit; and the ratio detector certainly is simplicity itself to align), yet the distortion introduced by the S.B. line when the programme source is anywhere but London produces a marked deterioration although the stated limits

of distortion for a single link are only 0.6% at 1,000 c/s and 5% at 100 c/s (I say "only," but one shudders to think of the possibilities—at the actuality, often enough—when a programme comes from a distant region *via* perhaps four or five links!) Whatever may appear on paper, distortion in the ratio detector does not appear to be significant in practice.

Similarly, one gets excellent results from commercial gramophone records although the distortion of the whole channel measured from the input of the cutter amplifier to the output of the pickup can scarcely be less than several per cent at maximum modulation—it is significant that one never sees measured results published. And it is customary to adjust tape recorders for from 2½% to 5% distortion at maximum level, yet we happily use these machines to record f.m. transmissions and replay them through amplifiers of the "point one" class (*vide* Richard Arbib in your August issue, for instance).

I would suggest that distortion data might yield some meaning if we were invariably given not a single figure but—as a minimum—graphs of 2nd, 3rd and total harmonic distortion plotted against signal level from zero to maximum for a stated frequency near the middle of the spectrum, and of d_2 , d_3 and d_{tot} plotted against frequency at maximum level throughout the useful range of the equipment. Unfortunately the only equipment for which even reasonably comprehensive test figures are customarily published is amplifiers of the highest class, which for practical purposes can invariably be simply assumed to be above reproach in any case!

London, N.10.

IAN LESLIE.

Radio in Schools

YOUR readers may be interested to know that we are including amateur radio as one of the subjects a child may opt to do in this school.

Our reasons are as follows. Once the basic subjects have been adequately covered, we believe that a child may best be helped to grow into a mature and responsible adult by using his real interests as a means through which to educate him. We find that a number of our boys are very keen indeed on amateur radio and we have planned a scheme of work around this topic which will strengthen the English, mathematics, science, geography, etc., of the pupils following it, as well as giving them a basic knowledge of radio itself. It will be clear, then, that our aim is in no way vocational, but is directed to improving the pupil's general education.

Our difficulty is equipment. As most people know educational funds for such a purpose are very limited indeed. If any of your readers have components, valves and accessories, meters and test gear, old receivers, materials, etc., lying idle, we should be most grateful for them. They may rest assured that such gifts, however small, would be most gratefully received and put to the fullest possible use.

Headmaster,

Holmer Green County School,
High Wycombe, Bucks.

A. W. ROWE.

Transistor Letter Symbol

SHORTLY after you published my letter in the July issue I was sternly informed that "The Americans use V for valves as we do." Checking what American literature I have in hand, I find that *Audio Engineering* uses V, Terman uses T, and Begun uses VT.

Of course, "tube" has the virtue of being more general than "valve," covering things like c.r.t.s and photocells and thereby giving a logical reason for using T for both valves and transistors. My correspondent demands that T should be kept for transformers but it seems perfectly satisfactory to put mutual inductances in the list of inductors, as is already done with r.f. transformers.

Prestwich, Manchester.

V. MAYES.

* F. H. Brittain, "Metal Cone Loudspeaker," *W.W.* Jan. '53.

Transistor Equivalent Circuits

4.—Conclusion

By W. T. COCKING, M.I.E.E.

WE have now derived several basic equivalent circuits for the transistor and it might be thought that the subject is exhausted. This is not so, however, for there is one important effect that we have so far ignored and another that we have stressed so little that it may well be overlooked, although we have actually taken account of it.

Before discussing these matters, however, we propose to digress a little from our main theme of equivalent circuits to consider some of their applications. The valve, as is well known, has a moderate to high output impedance and an input impedance so high that it can often be ignored. The lowest output impedance normally found is about 500 Ω, for a large power triode; the highest is several megohms, for an r.f. pentode. Unless positive grid drive is used, the input resistance is tens of megohms or more, except at very high radio frequencies.

With a junction transistor, on the other hand, the output resistance is high, being around 1–2 MΩ, but the input resistance is low, perhaps 50 Ω to 2 kΩ. This has a big influence on circuit design. Figures for voltage or current amplification can have little meaning unless the impedances are also stated, and it is often better to express amplification in terms of power.

In order to obtain maximum power gain, it is essential to match the output resistance of one stage to the input resistance of the next by means of a step-down transformer. Now the input resistance of a stage depends upon the load resistance of that stage and the output resistance depends upon the internal resistance of the stage or other device which drives it. The general solution for the optimum conditions in a multi-stage transistor amplifier can thus be quite complicated.

Except in the early stages, where the signal levels are very small, this condition of matched impedances is not very satisfactory, however, because too much non-linearity distortion occurs. Hitherto, we have treated the transistor on the basis of a linear approximation to its characteristics. Just as in the case of the valve, this becomes rather inaccurate at high signal levels and it becomes necessary to determine the proper conditions by a graphical construction.

We need not go into this in detail here, for the procedure is identical with that for the valve. Basically, one takes a set of collector voltage-current curves for the transistor and by trial and error determines the optimum load for it for maximum power output and minimum distortion, taking care not to exceed the maximum ratings for peak voltage, peak current and mean power. One then obtains a figure for the peak current input at base or emitter, according to the form of connection being employed.

For the output stage, it often pays to use the earthed-base connection, for the collector characteristic

SUMMARY: In this concluding article of the series, some elementary aspects of transistor amplifiers are considered. The question of frequency response is touched upon and the applicability of the d.c. equivalent circuit to the designing of circuits for stabilizing the operating point is pointed out.

curves are straighter and more evenly spaced than in the earthed-emitter connection.

The procedure so far is exactly like that for a valve, save that the input is expressed as a peak current instead of a peak voltage. There is now, however, a difference, for the input characteristics are not linear and must be taken into account. Strictly, one must have a set of input voltage-current curves and draw a load line upon them to represent the resistance of the input circuit and determine its proper value for minimum distortion. Very commonly, the input distortion may be much greater than the output and may preclude the possibility of impedance matching.

In order to make the distortion negligible, it is often necessary to feed a transistor from a source having a resistance high compared with the input resistance. This means operating in a mismatched condition with a consequent loss of amplification. Resistance-capacitance coupling may then entail relatively little further loss of amplification and may well make for a lighter and more compact amplifier even if it does entail the use of more transistors.

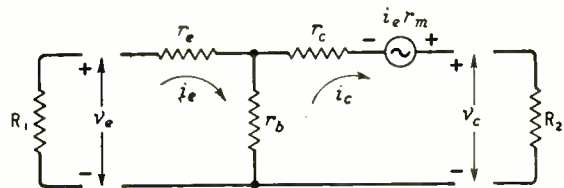


Fig. 1. Transistor equivalent circuit with source and load resistances.

Whatever form of coupling is used, it is essential to know the input resistance and some other characteristics. In Fig. 1 is shown the T form of equivalent circuit for an earthed-base transistor; R_1 and R_2 are the resistances of the input and output circuits respectively.

First of all, ignore R_1 and let v_e be a signal voltage applied between emitter and base; R_2 is connected and v_c is the output voltage developed across R_2 by i_c flowing in it. The equations are:—

$$v_e = i_e(r_e + r_b) - i_c r_b \quad \dots \quad (1)$$

$$i_e r_m = i_e(r_b + r_c + R_2) - i_c r_b \quad \dots \quad (2)$$

From (2) we get straightaway

$$i_c = i_e \frac{r_b + r_m}{r_b + r_c + R_2} = i_e A_c \quad \dots \quad (3)$$

where A_c is the current amplification.

Inserting this result in (1),

$$v_e = i_e(r_e + r_b - A_c r_b)$$

The input resistance is defined as

$$r_{in} = \frac{v_e}{i_e} = r_e + r_b(1 - A_c) \quad \dots \quad (4)$$

The voltage amplification is

$$A_v = \frac{v_c}{v_e} = \frac{i_c R_2}{i_e r_{in}} = A_c \frac{R_2}{r_{in}} \quad \dots \quad (5)$$

To determine the output impedance, we imagine R_2 of Fig. 1 to be disconnected and R_1 connected while v_c becomes an externally-applied driving voltage. If v_c is of opposite polarity to that shown, the directions of the currents and the polarity of $i_e r_m$ are all unaltered. The equations then become:—

$$v_c = i_c(r_c + r_b) - i_e(r_b + r_m) \quad \dots \quad (6)$$

$$0 = i_e(r_b + r_e + R_1) - i_c r_b \quad \dots \quad (7)$$

whence

$$r_{out} = \frac{v_c}{i_c} = r_c + r_b - r_b \frac{r_b + r_m}{r_b + r_e + R_1} \quad \dots \quad (8)$$

By a similar procedure, using the two-generator equivalent circuit, the relations can be obtained in terms of r_{11} , r_{22} , α and β . They are all listed in Table 1 with the formulae for the earthed-emitter connection also.

At this stage, it is desirable to quote some practical values so that we may be familiar with the orders of magnitude of the quantities involved. In Part 3, we quoted the following figures for a junction transistor:—
 $r_{11} = 785 \Omega$, $r_{22} = 1.5 \text{ M}\Omega$, $\alpha = 0.97$, $\beta = 0.956$ for the earthed-base connection. These became $\rho_{11} = 785 \Omega$, $\rho_{22} = 30 \text{ k}\Omega$, $a = 48.5$, $b = 0.0446$ for the earthed-emitter connection. Suppose that the load resistance R_2 is $100 \text{ k}\Omega$. Applying the relations of Table 1, first for earthed-base connection, we get:—

$$A_c = 0.97 \frac{1.5}{1.6} = 0.91$$

$$r_{in} = 785(1 - 0.91 \times 0.956) = 102 \Omega$$

For the earthed-emitter connection, we have:—

$$A_c = 48.5 \frac{30}{130} = 11.2$$

$$r_{in} = 785(1 + 11.2 \times 0.0446) = 1,175 \Omega$$

If the source resistance R_1 is also $100 \text{ k}\Omega$ the output resistances in the two cases are:—

$$r_{out} = 1.5 \left(1 - 0.97 \times 0.956 \frac{0.785}{100.785} \right) \approx 1.5 \text{ M}\Omega \text{ (earthed-base)}$$

$$r_{out} = 30 \left(1 + 48.5 \times 0.0446 \frac{0.785}{100.785} \right) = 30.3 \text{ k}\Omega \text{ (earthed emitter)}$$

Two-stage Amplifier

Consider now a two-stage amplifier, such as that sketched in Fig. 2(a). The complete equivalent circuit has the form (b) and seems quite complex. However, it can be further reduced to the form (c) for which the only assumption is that the reactance of the coupling capacitor C is negligibly small at the frequencies under consideration. Apart from this, the only changes are the substitution of the input resistance of each stage for the feedback generator ($bi_{e1}\rho_{11}$ or $\beta i_{c2}r_{11}$) and slope resistance (ρ_{11} or r_{11}).

Consider the inter-transistor coupling. The load on V_1 comprises R_{c1} , R' and r_{in} all in parallel. We have seen that for an earthed-base transistor r_{in} is of the order of 100Ω only and, for an earthed-emitter transistor, ρ_{22} is about $30 \text{ k}\Omega$. Even if R_{c1} and R' in parallel have a value of no more than $1 \text{ k}\Omega$, the combined value in shunt with r_{in} will only be about 10%

TABLE I

Earthed-Base Transistor

Current amplification

$$\frac{i_c}{i_e} = A_c = \frac{\alpha r_{22}}{r_{22} + R_2} = \frac{r_b + r_m}{r_b + r_c + R_2}$$

Voltage amplification

$$\frac{v_c}{v_e} = A_v = A_c \frac{R_2}{r_{in}}$$

Input resistance

$$\frac{v_e}{i_e} = r_{in} = r_{11}(1 - \beta A_c) = r_e + r_c(1 - A_c)$$

Output resistance

$$\frac{v_c}{i_c} = r_{out} = r_{22} \left(1 - \frac{\alpha \beta r_{11}}{r_{11} + R_1} \right) = r_c + r_b \left(1 - \frac{r_b + r_m}{r_b + r_c + R_1} \right)$$

where R_1 and R_2 are the external emitter and collector circuit resistances respectively.

Earthed-Emitter Transistor

Current amplification

$$\frac{i_c}{i_b} = A_c = \frac{a \rho_{22}}{\rho_{22} + R_2} = \frac{\rho_m - \rho_e}{\rho_e + \rho_c + R_2}$$

Voltage amplification

$$\frac{v_c}{v_b} = A_v = -A_c \frac{R_2}{\rho_{11}}$$

Input resistance

$$\frac{v_b}{i_b} = \rho_{in} = \rho_{11}(1 + b A_c) = \rho_b + \rho_e(1 + A_c)$$

Output resistance

$$\frac{v_c}{i_c} = \rho_{out} = \rho_{22} \left(1 + \frac{ab \rho_{11}}{\rho_{11} + R_1} \right) = \rho_c + \rho_e \left(1 + \frac{\rho_m - \rho_e}{\rho_b + \rho_e + R_1} \right)$$

where R_1 and R_2 are the external base and collector circuit resistances respectively.

less than r_{in} by itself. Approximately, therefore, the load on V_1 is merely r_{in} and the current amplification of V_1 is very little less than the current amplification factor a .

Generally speaking, with junction transistors in RC coupling, the load impedance of one stage is very nearly the input resistance of the next and this is low compared with the resistance ρ_{22} or r_{22} so that the current amplification A_c is very nearly the current amplification factor a or α , as the case may be. In working out a preliminary design, therefore, only three simple steps are necessary:—

1. Choose the output load R_{c2} for the required power output and determine the input current i_{e2} for this output stage. Usually this must be done graphically from the characteristic curves, since distortion is important here.
2. The preceding stages will each have a current gain of nearly the current amplification factor. So the input current to the first stage is nearly i_{e2} divided by the product of the individual current amplification factors. In earthed-base connection α is less than unity and this arrangement is consequently useless for current amplification with RC-coupled junction transistors. The earthed-emitter connection must be used.
3. Compute the input resistance of the first stage. Under these conditions it is very nearly $\rho_{11}(1 + ab)$. The input circuit must then be designed so that the signal source can feed into this impedance efficiently. This will often entail the use of a transformer. Conditions with the point-contact transistor are very

different from those with the junction type. Krugman quotes $r_{11} = 250 \Omega$, $r_{12} = 100 \Omega$, $r_{21} = 24 \text{ k}\Omega$, $r_{22} = 12 \text{ k}\Omega$. From Table 2 of Part 3, $r_{12} = r_b$ and $r_{21} = r_m + r_{12} = r_m + r_b$, $r_{22} = r_c + r_b$, $r_{11} = r_b + r_e$. Therefore, from Table 1 of Part 3, $\alpha = r_{21}/r_{22} = 24/12 = 2$ and $\beta = r_{12}/r_{11} = 100/250 = 0.4$.

In the earthed-base connection, with a load R_2 of $24 \text{ k}\Omega$, we have

$$A_c = 2 \frac{12}{12 + 24} = 0.66$$

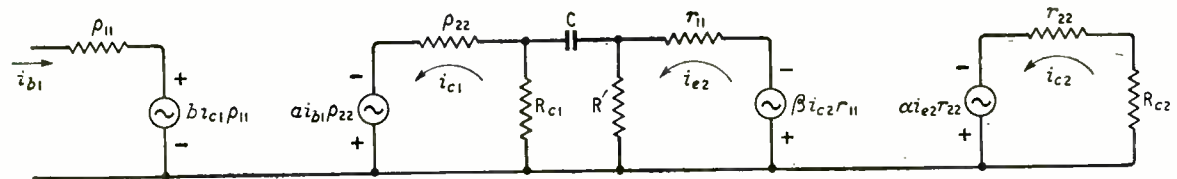
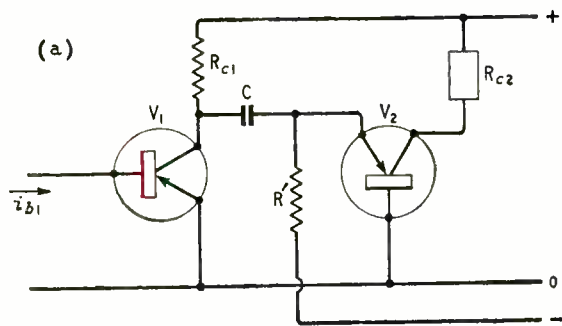
$$r_{in} = 250(1 - 0.66 \times 0.4) = 183.3 \Omega$$

This is a condition which might appertain to an output stage. For a previous stage the load cannot exceed $r_{in} = 183.3 \Omega$ unless a transformer is used. This is small compared with r_{22} and the current amplification is nearly 2; it is $2 \times 12/12.183 = 1.98$. Unlike the junction transistor, therefore, a point-contact transistor will give a small current gain in the earthed-base connection.

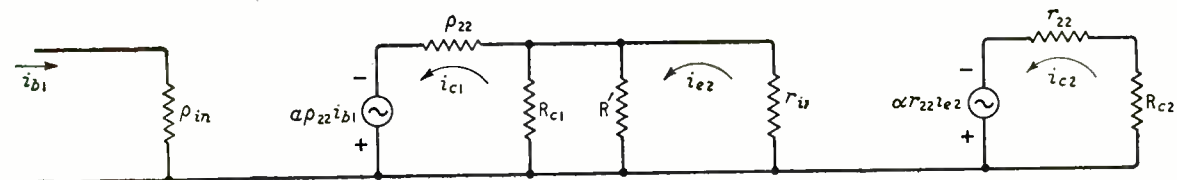
The output resistance depends on the value of the source resistance. If this is very small, r_{out} tends to $r_{22}(1 - \alpha\beta) = 24(1 - 0.8) = 4.8 \text{ k}\Omega$ in the example considered. If it is very large, r_{out} tends to $r_{22} = 24 \text{ k}\Omega$. In this case, therefore, the output resistance must lie within the limits of $4.8 \text{ k}\Omega$ and $24 \text{ k}\Omega$ and, with practical values of source resistance, it is likely to be in the range $6\text{--}10 \text{ k}\Omega$. Whatever the values of R_1 and R_2 the input and output resistances are always positive.

Let us now consider the point-contact transistor in

Fig. 2. Two-stage transistor amplifier (a) and its equivalent circuit (b). A simplified equivalent circuit is shown at (c).



(b)



(c)

the earthed-emitter connection. From Table 1, Part 3, $\rho_{11} = r_{11} = 250 \Omega$, $\rho_{22} = -11.85 \text{ k}\Omega$, $a = -2$, $b = 0.6$ and so, taking $R_1 = R_2 = 20 \text{ k}\Omega$, we get

$$A_c = \frac{-2 \times -11.85}{8.15} = 2.9$$

$$r_{in} = 250(1 + 0.6 \times 2.9) = 685 \Omega$$

$$r_{out} = -11.85 \left(1 - 2 \times 0.6 \times \frac{250}{20,250}\right) \approx -12 \text{ k}\Omega$$

The input resistance is positive but very small, while the output resistance is negative.

Point-Contact Characteristics

From Table 1, for the extreme limits of zero and infinity for R_2 , the current amplification varies from a to zero. With zero load, it equals the current amplification factor of the transistor and is negative. Since ρ_{22} is negative as R_2 is increased A_c remains negative but increases rapidly to infinity when $R_2 = \rho_{22}$. For any higher value of R_2 the amplification falls and becomes positive, which means that the output current reverses in phase as R_2 passes through the value ρ_{22} .

The input resistance is $\rho_{11}(1 + bA_c)$. With $R_2 = 0$, $A_c = a$ and is negative. If, as is normally the case, ab is numerically greater than unity, the input resistance is negative. It becomes infinite when A_c becomes infinite and for higher values of R_2 it is positive and reaches the value ρ_{11} when the load is infinite. This critical condition of infinite input resistance occurs when

$$R_{22} = -\rho_{22}$$

The output resistance when R_1 is infinite is $\rho_{22}(1 + ab)$ and is positive and low in value. As R_1 is increased, ρ_{out} falls and passes through zero when

$$-1 = \frac{ab\rho_{11}}{\rho_{11} + R_1}$$

$$\text{or } R_1 = -\rho_{11}(1 + ab)$$

For the transistor we have considered, this value is

$$\begin{aligned} R_1 &= -250(1 - 2 \times 0.6) \\ &= -250 \times -0.2 \\ &= 50 \Omega \end{aligned}$$

For higher values of R_1 the output resistance increases in value and becomes negative.

If the input and output resistances of a point-contact transistor are both to be positive, it must be operated

with a source resistance R_1 of less than $-\rho_{11}(1 + ab)$ and a load resistance R_2 of greater than $-\rho_{22}$. It is not usually convenient to observe these limits and this is a major reason why the point-contact transistor is not much used in the earthed-emitter condition.

This is not the place to go into the reasons why the point-contact transistor can have negative input and output resistances in the earthed-emitter connection. We merely note the fact, which is one that makes it necessary to be very careful how one uses this kind of transistor in this circuit. The fact, however, can be put to good use for as a consequence of it the point-contact transistor is well suited for use as an oscillator and in switching circuits.

High Frequencies

Returning now to transistor amplifiers generally, there is one matter which we have, so far, ignored completely. We have treated the transistor constants as being pure resistances. In practice, they have reactive elements; in other words, the voltages and currents are not precisely in phase.

The main effect at low and moderate frequencies is to the current amplification. As the frequency is raised, the magnitude of α falls and there is a phase angle between i_c and i_e . It is not uncommon, although very approximate, to allow for the effect by writing:

$$\alpha = \frac{\alpha_0}{1 - jff_\infty}$$

where α_0 is the low-frequency current amplification factor as previously defined and previously designated by α . The frequency under consideration is represented by f while f_∞ is the frequency for which the magnitude of α is $1/\sqrt{2}$ of its low-frequency value. For some of the older transistors, the value of f_∞ was only a few kilocycles but, in the newer junction types, it is often 1 Mc/s or so. With these, the change of α through the a.f. range is negligible.

This may not be so in the earthed-emitter circuit, however. To a good approximation:

$$a = \frac{\alpha}{1 - \alpha} = \frac{\alpha_0}{1 - \alpha_0 - jff_\infty} = \frac{\alpha_0}{1 - \alpha_0} \cdot \frac{1}{1 - jff_\infty(1 - \alpha_0)}$$

The cut-off frequency is $1 - \alpha_0$ times that for earthed-base operation. As α_0 is around 0.95 for a junction transistor, $1 - \alpha_0$ is around 0.05 and the cut-off frequency is only about one-twentieth. In earthed-emitter operation, therefore, the change of amplification factor with frequency is much more important and may have to be considered even at a.f.

The effect of frequency upon the operation of a transistor is sometimes taken into account by elaborating the equivalent circuit by the addition of capacitances. So far, all attempts to do this seem approximate. We feel that a representation has not yet been devised which is both sufficiently accurate and sufficiently simple to be of much practical use.

For audio frequencies, and with modern transistors, frequency effects are usually small and can be ignored. At high frequencies, some guidance is obtainable from the value of f_∞ but, apart from this, the approach must be largely experimental.

Turning now to another matter, we said at the beginning that there was one thing which we have stressed so little that it may well have been overlooked, although we have actually taken account of it. This is the collector current with zero emitter current, normally designated by I_{c0} . If we refer to the d.c.

equivalent circuit for the earthed-base transistor Fig. 2, Part 3, and to the characteristics of Fig. 3, Part 3, we see that we have designated as I'_c the collector current for zero emitter current and in Fig. 2(f) we took account of this by the battery E'_c .

The current flowing with $I_e = 0$ is E'_c/r_{22} when $V_c = 0$ and this equals I'_c of Fig. 3 and the I_{c0} of conventional nomenclature. From now on, we adopt this convention and so $E'_c = I_{c0} r_{22}$ and the d.c. equivalent circuit of Fig. 2(f), Part 3, is applicable.

The practical importance of I_{c0} is that it varies a great deal with temperature and, in transistor circuit design, it is necessary to arrange the circuit so that its variation has a minimum effect upon the operating conditions. To this end, d.c. feedback is quite often employed. The use of the d.c. equivalent circuit in one or other of its many possible forms facilitates the design of such circuits. The aim is to devise a circuit in which I_e , V_e (or I_b , V_b) and I_{c0} , V_c are substantially independent of the value of I_{c0} .

It may be objected that the d.c. equivalent circuit is not of much use for this purpose because it depends upon a linear approximation to the transistor characteristic and so can be reasonably accurate only over a small range. The whole purpose of a stability circuit, however, is to keep the operating point substantially constant and therefore within the range of validity of the linear approximation. We cannot safely use the d.c. equivalent circuit to calculate the performance of a poorly stabilized circuit, but we can do for a well-stabilized one. We can, therefore, use it as an aid in devising such a circuit. It will only be invalid if we do not succeed in finding one, and that is not of much importance.

In this series of articles, we have but touched upon the fringe of transistor circuitry, but it is hoped that they have served their purpose which is, by the analogy with the valve, to give the newcomer to the transistor some familiarity with the equivalent circuits and to endow them with some meaning.

We have not, for instance, dealt at all with the earthed-collector circuit. This bears the same relation to the earthed-emitter circuit as the cathode-follower bears to the ordinary valve amplifier. It is, in fact, a transistor "cathode" follower. It can, therefore, be treated in an analogous manner.

Violation of Amateur Bands

THE continued presence in exclusive amateur bands of commercial and broadcast stations is criticized in the July issue of the *R.S.G.B. Bulletin*, in which the present position in each of the bands is briefly surveyed. The hope is expressed that with the lessening of world tension there will be a reduction in the number of propaganda broadcasts which have been cluttering up the 7-Mc/s band for the past ten years — "broadcasts which we suspect have no listening public other than the diplomatic mission across the road." The "noisome pestilences" in the 14-Mc/s band, allocated exclusively to amateurs throughout the world, are the jamming stations which "appear to idle for hours on odd frequencies in the band ready to pounce on victims which come up outside the band."

The writer castigates the British Government, which, although a signatory to the Atlantic City and Buenos Aires conventions, is "just as much to blame for breaking international agreements as are countries behind the Iron Curtain."

Dry-Cell Reactivator

Recharging with Partially Rectified Alternating Current


By R. W. HALLOWS, M.A.(Cantab.), M.I.E.E.

AN article of mine on the possible means of reactivating dry cells published some time ago in *Wireless World** has since brought me a great deal of interesting correspondence from many parts of the world. Research work on this fascinating and rather important problem has already led to several solutions, each satisfactory up to a point, of which practical use is being made commercially. In some United States towns, for example, meter-readers hand in at the end of the day's work the flashlamps with which they are provided. The batteries are placed overnight in the racks of large reactivators and next morning each man draws a flashlamp containing a "rejuvenated" battery, which can be relied upon to give him all the light that he needs throughout the day.

It is, in fact, recognized that cells can readily be reactivated, provided that certain conditions are complied with. Nothing can be done with a cell whose can is punctured, or with one which has suffered a slow decline in e.m.f. through long use, through evaporation of the water in the electrolyte, or through standing idle on the shelf. It is widely accepted that the e.m.f. of a "run-down" cell, otherwise in good condition, can be restored by passing a suitable reverse current through it, if (a) the period of service has been short—say, not more than one or two days; (b) the e.m.f. has not fallen below about 0.9 V; and (c) the reactivating current is applied without delay.

If such conditions are fulfilled, apparatus as simple as an ordinary trickle-charger will enable a cell of good quality to be given from eight to fifteen or more new leases of life. There are, though, certain serious "snags." The first is that unless the reverse current is limited to something quite small and the reactivating process made a long, slow one, the cell is apt to become very hot. It may even burst, with rather devastating results! The second drawback is that after reactivation the open-circuit e.m.f. may be 2.4 V, or even rather more. Though the e.m.f. falls quickly under load to a normal value, it is to begin with undesirably high for, say, the filaments of the sub-miniature valves used in hearing aids.

A successful method of dry-cell reactivation has been developed in Holland by Mynheer Beer, who was kind enough to send me some time ago some of his apparatus for test purposes. This reactivator, the Elektrophoor, has been produced commercially in a considerable number of forms: special patterns are available for reactivating the combined h.t. and l.t. batteries of hearing aids and "all-dry" wireless sets, cycle-lamp batteries and a variety of flashlamp batteries. As I make a good deal of use of a flashlamp using three "U2"-sized cells, the Type E4 Elektrophoor, specially designed to deal with batteries of



The reactivator unit, with holder for three series-connected cells.

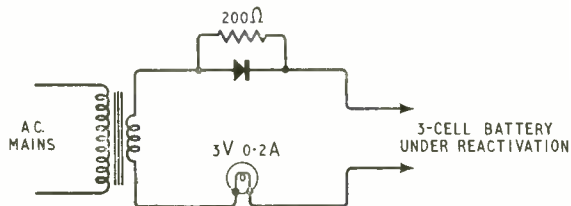


Fig. 1. Circuit of the Elektrophoor reactivator.

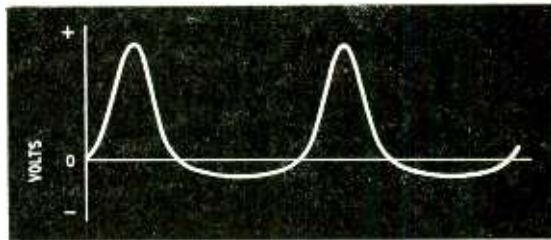


Fig. 2. Output of the reactivator, as shown by an oscilloscope, when applied to a partly run-down 3-cell battery.

this kind, appealed particularly to me. Laboratory tests apart, the Elektrophoor has proved its worth by having kept the three-cell battery now still in use up to the mark for over 15 months.

The circuit arrangement is shown in Fig. 1. It consists of a step-down transformer, whose 6-volt secondary feeds a metal rectifier, shunted by a resistor with a nominal value of 200 Ω . The measured value of that in the apparatus tested was actually 240 Ω . In the other "leg" of the secondary's output is a 3-V, 0.2-A flashlamp bulb.

It will be appreciated that with ordinary good-quality a.c. and d.c. meters it is not possible to measure exactly in such an arrangement the applied reverse e.m.f. or the current that flows; nor can one determine the respective values of the a.c. and d.c. components. It is stated in the handbook that the charging current is mainly a.c., with some pulsating d.c.

It is difficult to see how a run-down dry cell could be reactivated, in a few hours at any rate, by applying a current that was mainly alternating. The story told by the oscilloscope is illustrated in Fig. 2. It will be

* "Reactivating the Dry Cell." R. W. Hallows, *Wireless World*, August, 1953; p. 344.

seen that when the Elektrophoor is dealing with a partly run-down cell its output is what may be described as "very dirty d.c." The net direct e.m.f. works out at approximately 4.7 V.

The lamp glows when the apparatus is connected up and switched on. A value for the effective current flowing may thus be obtained by using a similar lamp in a circuit containing a battery, a rheostat and a 0-500 milliammeter, the rheostat being adjusted until the brilliance of the two lamps is matched. As a check, the lamps are changed over and another reading is taken. The current is found in this way to vary, according to the condition of the cell under charge, between about 0.135 and 0.16 A.

Laboratory tests gave results very similar to those obtained with a simple trickle-charger, so far as the life of the cells was concerned: discharged through 6 ohms per cell for 3 hours a day and then immediately put into the reactivator they had a useful life from nine to seventeen times as long as that of untreated cells.

Two important differences were, however, noted. In the first place, the open-circuit e.m.f. of cells immediately after reactivation was never undesirably high, for it averaged 1.55-1.6 V. Secondly, no cell was found to become hot during reactivation.

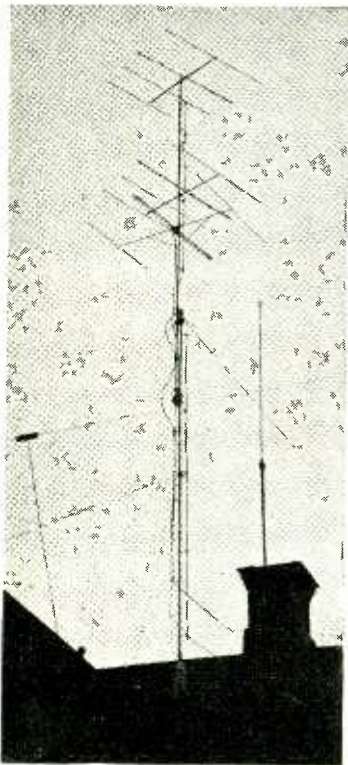
Further tests showed that it was not essential to

put cells on charge as soon as possible after their period under load. Three cells which had been used intermittently for over three months without ever being reactivated were placed in the Elektrophoor and given an all-night charge. Their average e.m.f. was 1.22 V on open circuit. Next morning all showed e.m.fs in the neighbourhood of 1.5 V. They were put into a flashlamp and a night in the reactivator whenever they seemed to need it has kept them at work ever since.

The only differences between the Elektrophoor circuit and that which I used previously with an ordinary trickle charger are the addition of the flashlamp and of the resistor shunting the rectifier. The purpose of the lamp is presumably to limit the charging current. All that the resistor can do is to allow some alternating current to by-pass the rectifier.

I do not pretend to know why this a.c. improves the reactivation. It may give a kind of electro-chemical shake-up to the cell and so assist the processes of depolarization and of re-deposition of zinc on the inner surface of the can. Be that as it may, one certainly finds on breaking open a cell which has been reactivated in this way that the zinc is more evenly and smoothly re-deposited and is in a less pasty and lumpy state than when reactivation has been done without the shunt resistor across the rectifier.

Long-range Television Reception



AT ONE time the reception of television pictures over distances of several hundred miles was considered just a freak, but now, to judge from various reports, it is becoming a consistent freak. One gets the impression that if one cannot view opera from Milan or ballet from Moscow as a matter of course every evening it is only for the lack of a few hundred lines on the screen and a few extra elements on the aerial—not through any fault of the waves themselves!

However, the Continental viewers with their common standards are in a much better position for this international eavesdropping than we are. Some of the most remarkable results in recent months have been obtained by a couple of Swedes, B. Pettersson and I. Sandblom, from the town of Skillingaryd in southern Sweden. Using a 17-inch 625-line German

receiver by Nord-Mende of Bremen and an ordinary dipole aerial, they received their first long-distance picture on 1st June, 1954—from Russia. Since then, with a more elaborate aerial array, they have been picking up programmes from Italy, Switzerland, Russia, Czechoslovakia, Germany, Denmark and Holland, not to mention the Swedish experimental transmitter and some unidentified stations. The screen pictures on the opposite page have all been obtained this year.

On the European channels 2 and 3 (48 and 55 Mc/s vision) good reception has been obtained with a



The aerial system used for reception. Right: Sketch map giving some idea of the distances between Skillingaryd and the countries from which the transmissions have been received.



ITALY




single aerial array, while for channel 4 (62Mc/s vision) an 8-element stacked array is used. A telescopic mast raises the assembly about 40ft above the roof of the house, giving a height above ground of about 65ft, and there is a mechanical system for rotating the aerial to point it in any desired direction.

Experience has shown, apparently, that receiving conditions are poor during warm periods and best at changes between high and low barometric pressures. During 1955 reception has been somewhat inferior to that in 1954. Of all the stations they have picked up, Pettersson and Sandblom regard the Italian and Russian ones as the most reliable, while others prove more or less capricious. An outstanding day was 22nd May, 1955, when Italy came in "just like a local programme." Later on in June, with two receivers operating, they saw test-cards from Switzerland and Italy simultaneously. British transmissions have sometimes broken through the Italian and Russian programmes, but, of course, being on 405 lines, they could not be displayed on the screen.

DENMARK



RUSSIA



MORE ABOUT FOURIER

Analysing Waveforms into their Various Harmonics

By "CATHODE RAY"

ONE can hardly take an intelligent interest in any of the technicalities embraced by *Wireless World* without some acquaintance with Fourier's theorem—the one that says all kinds of waveforms can be analysed into or built up from pure sine waves having frequencies that are whole-number multiples of the fundamental frequency of the wave. Last month we took almost nothing for granted and set about an inquiry as to why sine waves have such a unique status among waveforms. Though we didn't succeed in establishing that they are absolutely compulsory, we found that there are very good reasons for their privileged position in the scheme of things. For instance, while there might conceivably be other ways of reckoning frequency, such ways would stand no chance at all against the accepted practice of reckoning the frequencies of waves as the frequencies of their Fourier fundamental sine waves.

It is easy enough to demonstrate on paper that adding together a fundamental and one or two harmonic sine waves produces waves of other shapes, and then to say that all waves of those shapes can be analysed into sine waves. But what about sundry waveforms that are produced, say, by a valve oscillator? The oscillator doesn't know that it is generating a lot of harmonic sine waves; it is only one oscillator, after all—not a legion of them. Then do those harmonic sine waves predicted by Fourier exist really, or only in the mathematician's imagination? It is particularly difficult to believe that waveforms like those in Fig. 1(a) can be made up entirely from smooth sine waves (b). Doubts like this must have been in the mind of a radar trainee during the war, who had been taught that when a square wave is applied across a CR circuit having a short time-constant, the waveform across R consists of sharp peaks (Fig. 2). The explanation of this phenomenon was of course given him in terms of exponential charging of C—without a hint of Fourier. But having on another occasion heard about the Fourier principle, he put the two things together and inquired whether, if the square wave really consisted of sine waves, as was said, these sine waves when applied to the CR circuit would come out in such a way as to make the peaky wave.

I don't know what was going on in the fellow's mind, but it may have been something like this: "The shape of the pointed waveform comes from the charging of the condenser—I can see that all right—and sine waves don't come into it at all. Even if it is true, as they say, that the square wave is made up of sine waves (it doesn't look like it) and the peaky wave

too (looks even less like it), the change from one to the other has nothing to do with sine waves that I can see. This just shows that the Fourier idea doesn't stand up to things like this, which work on other principles. It'll be fun to catch out old—with it!"

But I would rather give him credit for quite exceptional intelligence, first for putting together two different lines of instruction—instead of just taking them as given—and secondly for devising a "critical test" of the Fourier principle. Anyway, the instructor was so impressed that he retired to his room for a few hours to perform the tedious job of drawing the fundamental and harmonics up to the 15th, to represent the infinite series needed to make a perfect square wave, then redrawing them all with the attenuation and phase shift that each individually would suffer in the CR circuit, and lastly putting these all together. The result bore an unmistakable likeness* to the peaky waveform arrived at by the entirely different route of charging-capacitor theory, and effectively dispelled any feeling there may have been that the Fourier idea only works within limits and can't be relied upon in cases like this, which old Fourier himself perhaps never envisaged even in bad dreams.

And although last month I may have shaken confidence a bit by suggesting that even the reception of a distorted r.f. transmission on harmonic frequencies cannot be taken as complete proof that it actually has these frequencies (it all depends on how you define "frequency"!), the universe is so made that obvious frequency-selectors like tuned circuits fit in perfectly with the Fourier idea of frequency. So we are not really going to forsake the normal practice of relating frequency to sine waves. That being granted, the reality of the Fourier harmonics can hardly be doubted. They can be tuned in, one by one. And think of multivibrators!

Fourier Analysis

So for the rest of the time let us accept Fourier unreservedly and consider the relationship between some of the more important waveforms and the sine waves into which they can be analysed. I nearly said "sine waves of which they are made," but thought that might tend to confuse. One has only to think of the devices actually used to generate (for example) square waves to realize that they do not do so by generating innumerable sine waves and then putting them together, even though square waves could be produced that way if one had an infinite number of sine-wave generators. So it would be more correct to say "sine waves of which they *could* be made." A square table top *could* be made entirely of pieces shaped like Fig. 3(a), by putting them together as at (b). But it would not usually be made that way. Whether it was or not, however, it could always be divided into such pieces.

Now although it is easy enough to put together any desired number of harmonic sine waves, having any desired amplitudes and phases, and so construct an infinite variety of waveform, it is not so obvious how one sets about analysing any given waveform into its harmonics. If the waveform exists physically as a voltage or current, there are such instruments as wave analysers for measuring the harmonics. These instruments read the amplitudes of the various harmonics, but not usually their phases—which are necessary in order to tell anyone how to reconstitute

* To be seen in *Wireless World* Dec. 1945, p. 360.

the original waveform from its ingredients. Then there are various ways of analysing a waveform drawn on paper. Neither of these procedures gives perfectly accurate specifications for perfect square waves, pulses, triangles, etc. But these specifications can be calculated mathematically.

The starting point is the complete general Fourier series consisting of all harmonics from 1 (the fundamental) up to infinity. Of course, we don't write them all out, or there would be no time for anything else! The first few will do, just to indicate what symbols one is intending to use. At this stage the only thing that is known is the ratio of each frequency to the fundamental. Taking the fundamental as 1, the frequencies continue as 2, 3, 4, 5, 6 etc., as we all know.

The first step is to find the actual frequency of

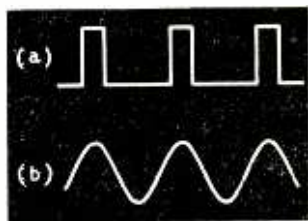


Fig. 1. Is waveform (a) really composed of (b) plus others of the same smooth shape?

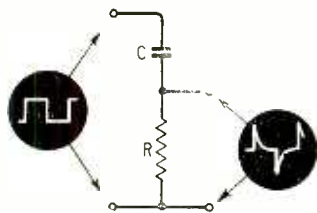


Fig. 2. The transformation of the input square wave into the output peaky wave is usually explained in terms of the exponential charging of C through R. Can it alternatively be explained by Fourier?

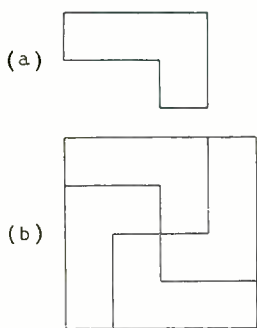


Fig. 3. Although the square table top (b) doesn't have to be made of pieces shaped like (a), it can be so made, and it can be divided up into such pieces.

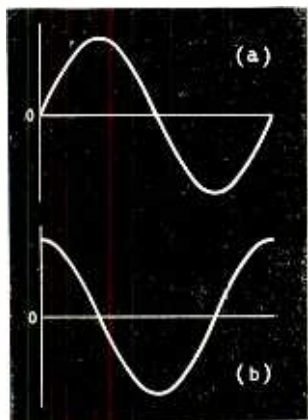


Fig. 4. One cycle of a sine wave (a) and of a cosine wave (b).

the fundamental. That is done by noting the "period"—the shortest time that includes the whole waveform. Every equal interval of time that follows will then (if, as it must be in order to come within the scope of Fourier, the thing is truly periodic) consist of an identical repetition of the same waveform. Call the period T seconds. Then the fundamental frequency is $1/T$ c/s, usually denoted by f . When, by examining the waveform, we have found what T is, the value of f follows.

Specifying Phases

So now we definitely know all the frequencies, but neither the amplitudes nor the phases. For the meanwhile we shall just have to write a letter, such as A_1 , to denote the peak value of the fundamental. Remembering last month's findings, we now have the mathematical formula for the fundamental sine wave: $A_1 \sin 2\pi ft$, usually abbreviated to $A_1 \sin \omega t$.

But what about phase? Right up till now I have been rather loosely talking about "sine waves" without regard to phase, so cosine waves (which are just the same thing beginning quarter of a cycle ahead) have equally been included. But now we must be more strict and remember that a sine wave is one that starts from zero as in Fig. 4(a), whereas a cosine wave starts from maximum as at (b). But of course a wave might start at any stage in its cycle; i.e., in any phase. There are two ways of specifying the phase. One is to work throughout in sines (or in cosines) and specify the starting handicap or phase difference as an angle. For example, a cosine wave $\cos \omega t$ can be written as $\sin(\omega t + 90^\circ)$, or more usually $\sin(\omega t + \pi/2)$, $\pi/2$ being a right angle in radians, the mathematical units of angle. The general expression, covering any phase difference, ϕ , is $\sin(\omega t + \phi)$.

The other method is to analyse $A \sin(\omega t + \phi)$ into, say, $a \sin \omega t + b \cos \omega t$. As we saw last month, adding together any two waves of sine shape but different phase gives a wave of sine shape and (in general) a phase different from that of either of the component parts. We can, in fact, by mixing sine and cos waves in the right proportions, get a wave of any desired phase and amplitude. It is pretty obvious, for example, that if the sine and cos have equal amplitudes ($a = b$) the result has its peak half-way between those in Fig. 4; namely, 45° from the start. And in case it looks as if this method only avails for angles from 0° to 90° , let us remember that either a or b or both can be negative, so all four quadrants are covered.

The full expression for the fundamental term now appears as either $A_1 \sin(\omega t + \phi_1)$ or as $a_1 \sin \omega t + b_1 \cos \omega t$. The frequency of the next, the second harmonic, we know to be exactly twice as great, so we can write its specification as $A_2 \sin(2\omega t + \phi_2)$ or as $a_2 \sin 2\omega t + b_2 \cos 2\omega t$. And so on. After the third, the scheme of symbols is clear enough for anyone to grasp, so it is sufficient to indicate the whole series as $a_1 \sin \omega t + b_1 \cos \omega t + a_2 \sin 2\omega t + b_2 \cos 2\omega t + a_3 \sin 3\omega t + b_3 \cos 3\omega t + \dots$ or of course the alternative in $(\omega t + \phi)$ style.

Obviously the phases of all the component harmonics will depend on where the whole waveform is reckoned to start. Usually we are free to start anywhere we like, and those who know the ropes take care to fix the start where it will ease the subsequent calculations—preferably where it will make either the sin or the cos lot drop out completely, all the a 's (or all the b 's) being zero. This is not always possible, but those for

which it is include most of the important "ideal" waveforms.

Anybody who already knows all about Fourier and is reading this merely to see what kind of a mess I'll make of it will no doubt be aching to point out that I've omitted something. There should really be a zero-frequency term, A_0 . I have been assuming that what we are to analyse is a purely "a.c." waveform; but to cover all contingencies we had better include the A_0 (which, because it doesn't alternate, requires no sin to be attached).

Wave Multiplication

So far, the only thing we have done on our particular waveform to be analysed—as distinct from finding suitable expression for the general Fourier series, which covers every possible waveform—is to find its frequency, which is dead easy once we know how long each cycle takes to occur. Before we can progress with the more difficult job of finding the values of a_1, a_2, a_3 , etc., and of the ϕ s or b s, we must get hold of the idea of multiplying one sine (or cos) by another. (To keep our feet on the ground, we should remember that this is what is actually done in a hexode or other "multiplicative" frequency changer; the output is proportional to the signal input voltage multiplied by the mutual conductance (g_m); and since the oscillator, which generates a sine wave, varies g_m , the valve in effect multiplies one sine wave by another.) If we multiply $\sin \theta$ by $\sin \theta$, to give what is written as $\sin^2 \theta$, we find it comes entirely on the positive side of the line. At the positive peak, $1 \times 1 = 1$. At the negative peak -1×-1 also = 1. Plotting the whole curve, as in Fig 5 (where the dotted line is the

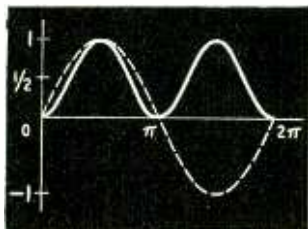


Fig. 5. The full line is a sine-squared curve, resulting from multiplying the values represented by the dotted sine wave by the same.

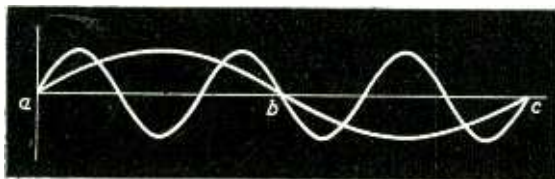


Fig. 6. One complete cycle of a combination consisting of two waves, one of them three times the frequency of the other. The average value of the two multiplied together is nil.

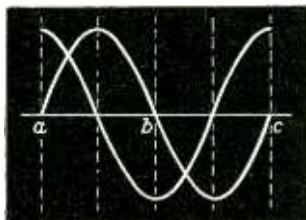


Fig. 7. The average value of $\sin \times \cos$ is also nil, as can be seen by comparing the two halves of the cycle, $a-b$ and $b-c$.

original sine wave), we see that it is like a half-size sine wave stood up on the base line. Its average value over a whole cycle, as can easily be proved if the graph doesn't show it clearly enough, is $\frac{1}{2}$. The same applies to $\cos \theta$. If now we try multiplying a sin or cos by a sin or cos of a different frequency, we find that the average over a complete cycle of both always comes to nought. By "a complete cycle of both," I mean the interval between two successive occasions when they have the same phase relationship. For instance, if one of them has one third the frequency of the other, Fig. 6 shows one complete cycle. The important thing to notice is that the second half, from b to c , is exactly the same as the first half, a to b , except that it is upside down. So even if the average from a to b comes to something, it will be exactly cancelled out by the average from b to c . And obviously what holds for one complete cycle holds for a continuous train of complete cycles.

Whatever the ratio of one frequency to the other, there is always some kind of symmetry with respect to the base line, causing the average to be zero. The only exception is, as we have seen, the ratio 1:1. And even then an average value only exists when sin is multiplied by sin or cos by cos, but not when sin is multiplied by cos. In Fig. 7, where a single cycle of each is plotted, the half from b to c is an inversion of a mirror image of a to b , so again the product cancels out.

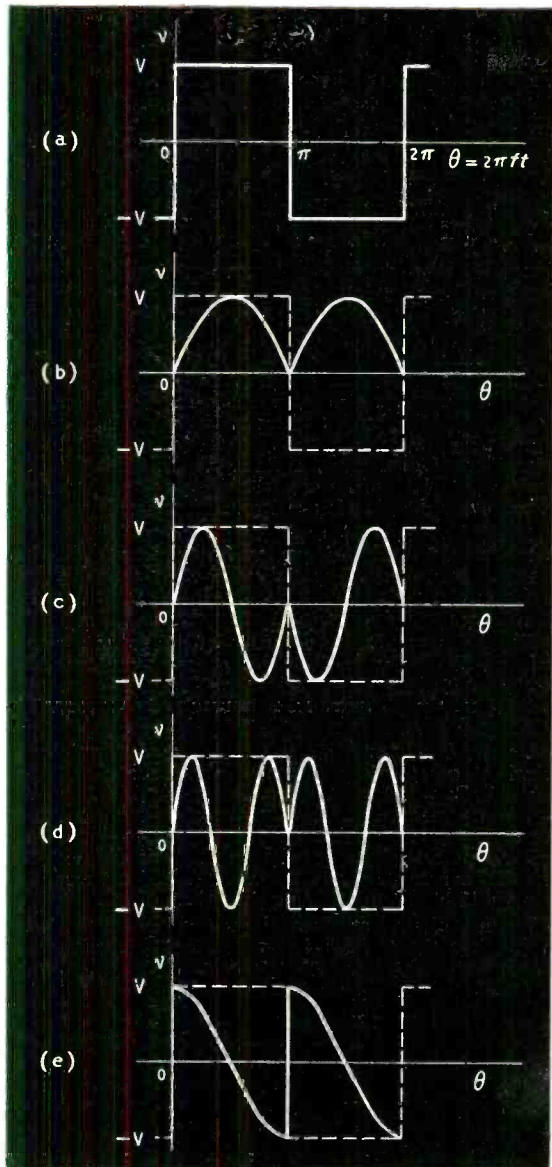
The significance of all this may begin to appear if we consider what happens when we multiply the whole general Fourier series by the sine of any of the frequencies involved, and average the result over one cycle of the fundamental frequency. The average for all the cos terms is zero, for a start. So is the average for all the sin terms except the one having the same frequency as the multiplier. Suppose, for instance, we had multiplied by $\sin \omega t$. Then the only Fourier term that would give any average would be $a_1 \sin \omega t$, and since the average of $\sin^2 \omega t$ over a cycle is $\frac{1}{2}$, the average of $a_1 \sin^2 \omega t$ would be $a_1/2$.

The procedure, then, for analysing a waveform is first to express it as a mathematical formula. Fourier tells us that this formula is equal to his general series, so what we have to do is find the values of a_1, b_1 , etc., in the series. First multiply the formula by $\sin \omega t$, where ω is 2π times the fundamental frequency of the waveform, and take the average over one fundamental cycle. This average being $a_1/2$, a_1 must be double the average. Then repeat the process for a_2 by multiplying the formula by $\sin 2\omega t$; and so on. Having finished all the sin terms one does the cos terms. The result is the particular Fourier series equal to the particular waveform analysed.

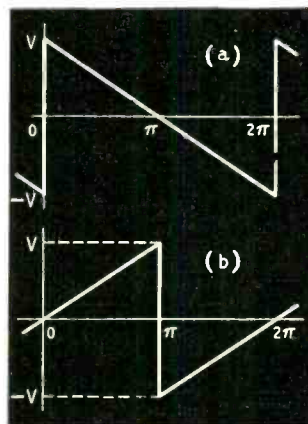
An Example

People who are new to this will no doubt be seeing some difficulties. How does one express a waveform as a mathematical formula? And how does one calculate the average? The short answer, of course, is: learn the appropriate mathematics.

But rather than dismiss the class in such an unsatisfied state, I will finish with an example. None other than the good old square wave, Fig. 8(a). How does one express it mathematically? The first half-cycle is easy; it is v (the instantaneous value) = V (the peak value). But we have to average over a whole cycle, and the second half-cycle follows a different formula, $v = -V$.



Left: Fig. 8. Results of multiplying a square wave (a) by (b) a sine wave of its own fundamental frequency, (c) a second harmonic, (d) a third harmonic, and (e) a fundamental cosine wave.



Right: Fig. 9. The square wave, Fig. 8(a), can be made by adding together these two sawtooth waves.

graph. The result is shown, against a dotted framework of the original square wave, in Fig. 8(b). In the second half, the negative values of $\sin \theta$ are multiplied by $-V$, so are positive, exactly as in the first. The effect of multiplying the sine wave by the square wave is, as it were, to rectify it. Now we know (or jolly well ought to) that the average value of a rectified sine wave of peak value V is $2V/\pi$, or $0.637V$. The value of a_1 is, as we saw, twice the average, so in this case is $4V/\pi$.

To get a_2 , we must multiply the square wave by $\sin 2\omega t$ or $\sin 2\theta$. The result is shown at (c). Obviously the positive and negative half-cycles cancel out and the average is nil, so $a_2 = 0$. The same goes for all the even terms, so we can concentrate on the odd ones. In (d), out of the six half-cycles, four cancel one another out; the remaining two make up an average which is one third what it was in (b), and consequently $a_3 = 4V/3\pi$. Continuing on the same principle shows $a_5 = 4V/5\pi$, $a_7 = 4V/7\pi$, and so on.

The Full Recipe

Lastly we come to the cos terms. They can quickly be disposed of, for (e) shows that the average of the fundamental is nil; and one can easily see that the same applies to all the harmonics. So only the sin terms survive, and their values are $4/\pi$ times the amplitude of the square wave, divided by the number of the harmonic. The Fourier recipe for a square wave having amplitude V is therefore

$$\frac{4V}{\pi} \left(\sin \omega t + \frac{\sin 3 \omega t}{3} + \frac{\sin 5 \omega t}{5} + \frac{\sin 7 \omega t}{7} + \dots \right)$$

The process of multiplying a sine wave by a square wave and taking the average is just what is done physically in the wave analyser described by M. G. Scroggie in the August issue; even when the beat oscillator gives a sine wave it has nearly the same effect on the rectifiers in the modulator as a square wave, and this is why that type of analyser responds not only to the fundamental frequency of the beat oscillator, but also (to one-third the extent) to three times that frequency, and so on. This Fourier business is a fascinating and useful pursuit, and one I can recommend for further attention.

I'm not going to spin out the space with recipes for all the other stock wave shapes, because they are given in many reference books, including *Radio Designer's Handbook* (4th edition), Chapter 6, Sec-

There are various ways of getting over this. An ingenious one is to tackle a saw-tooth, Fig. 9(a), in which v falls at a steady rate of $V\theta/\pi$ throughout the cycle, and then add it to the result obtained for a different saw-tooth (b), which when added to the first makes up the required square wave. Perhaps you would like to have a go at this afterwards; and in case the second saw-tooth seems to offer the same difficulty as the square wave I would point out that the averaging should be done over the whole cycle from $-\pi$ to $+\pi$.

Another and simpler method is to average over the two half-cycles of Fig. 8(a) separately and add them together. First of all we note that the combined average of the wave as it stands, which is the "d.c." term, A_0 , is nil, since it has equal positive and negative halves. Next, to get the value of a_1 , in the fundamental sine term $a_1 \sin \omega t$, we multiply the waveform by $\sin \omega t$, or $\sin \theta$ as it appears on the

tion 8. But to anticipate indignant shouts to the effect that in choosing the square wave I was cheating, because I was able to use a well-known result in evaluating the average, whereas the average of a sine wave multiplied by (for example) a truncated pyramid wave is emphatically not something one is expected to be able to pull out of the mental store on demand, I must point out that the well-known result, and the less well known, and the totally unknown, are all obtained by means of the integral calculus. As I said before, the short—and in fact only complete—answer is to learn the appropriate mathematics.

Books on Servicing

HAVING dealt with the time-bases and their associated circuits in the first volume of "Television Receiver Servicing," in his second volume E. A. W. Spreadbury covers the remaining sections of a receiver—video stage, tuning circuits, power supplies and aerials. In writing the volumes the author, who is technical editor of *Wireless and Electrical Trader* and an examiner for the practical tests for the R.T.E.B. Television Servicing Certificate, had in mind the service technician who already has a reasonably good grasp of the principles of "sound" receiver servicing.

This 308-page volume, with 176 diagrams and illustrations, is published by the Trader Publishing Company, Dorset House, Stamford Street, London, S.E.1, price 21s (postage 8d)

The latest in the series of booklets published by the Central Youth Employment Executive on the choice of careers covers radio and television servicing.* Within its 36 pages are briefly outlined the training required by and the opportunities open to those who take up servicing as a career. It covers not only the type of servicing undertaken in retail shops but also the opportunities for service technicians in industry.

To whet the appetite of the keen youngster a typical circuit diagram of a superhet is given with a key to the components used. It is a pity however, that some of the symbols in the key are so archaic and bear little likeness to the modern, *W.W.*-style symbols used in the circuit.

* "Radio and Television Servicing" H.M.S.O. 1s. 6d.

Education and Training

WITH the opening of the scholastic year, we have been notified of a large number of colleges at which courses in radio and allied subjects are being provided. A bulletin of part-time courses in higher technology being held in London and the Home Counties is obtainable from the Regional Advisory Council for Higher Technological Education, Tavistock Square, London, W.C.1, price 1s 6d. Among the subjects covered are colour television, f.m., digital computers, microwave theory, pulse techniques, semi-conductors and servo-mechanisms.

New full-time servicing courses are being provided by the Northern Polytechnic, Holloway, London, N.7, where in addition to the standard courses in telecommunications there are also evening classes in v.h.f. sound and vision techniques and electronic computers. The prospectuses from the South-East London Technical College, Lewisham Way, S.E.4, and the Norwood Technical College, London, S.E.27, also include special lectures in addition to established courses. At the South-East London T.C. a course of five lectures on the principles and practice of frequency modulation is to be given on Tuesday evenings from November 22nd.

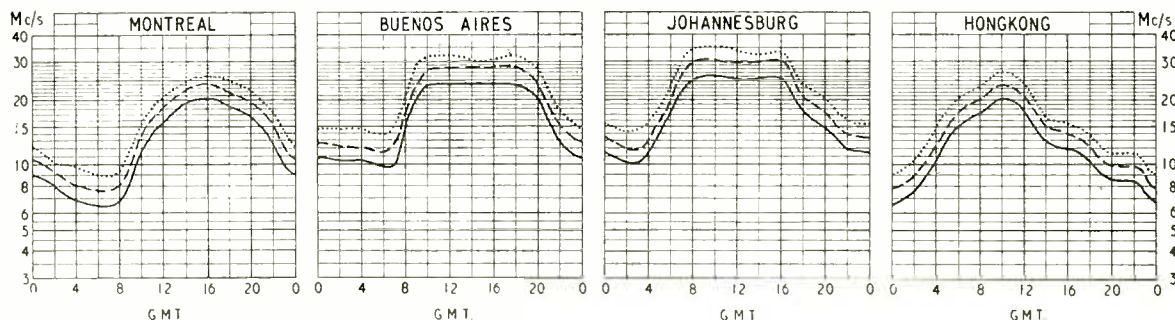
A one-year evening course on linear servo-mechanisms is among a number of specialized courses available at the Battersea Polytechnic, London, S.W.11. It will be held on Monday evenings from October 3rd (fee £2).

Thirty lectures on the theory of microwave circuits (suitable for graduates in physics, mathematics or electrical engineering) will be given on Wednesday evenings at the Battersea Polytechnic, commencing on October 12th (fee 4 gns).

A series of 22 lectures (fee £2 10s) on the fundamental principles of pulse techniques will again be given at the Borough Polytechnic, London, S.E.1, on Monday evenings from October 3rd. The Borough's evening course on transistors is this year being divided into two—basic principles (8 lectures) and special applications (10 lectures). The first course starts on October 18th and the second on January 12th. The fee for each is 25s.

A course of six lectures in linear network synthesis will be given at the College of Technology, Manchester, on Tuesday and Wednesday evenings, beginning November 1st (fee 25s).

SHORT-WAVE CONDITIONS Predictions for October



THE full-line curves given here indicate the highest frequencies likely to be usable at any time of the day or night for reliable communications over four long-distance paths from this country during October.

Broken-line curves give the highest frequencies that will sustain a partial service throughout the same period.

- FREQUENCY BELOW WHICH COMMUNICATION SHOULD BE POSSIBLE FOR 25% OF THE TOTAL TIME
- PREDICTED AVERAGE MAXIMUM USABLE FREQUENCY
- FREQUENCY BELOW WHICH COMMUNICATION SHOULD BE POSSIBLE ON ALL UNDISTURBED DAYS

EUROPEAN COLOUR TELEVISION

The Problem of Channel Allocation

FROM A CORRESPONDENT

IT seems to be common ground that all broadcasting authorities favour colour television systems which, like the American N.T.S.C. system, provide for the transmission of the colour information by means of sub-carriers. These sub-carriers may be one or two in number and may be modulated in various manners, either by the primary colour signals themselves or by various derived signals. In some systems they are situated within the vision-carrier band used by the corresponding monochrome system, whereas in other systems they are outside these bands. However, they all have in common the feature of giving rise to additional r.f. signals which are *a priori* capable of causing interference to other stations, whether monochrome or colour, in the same or adjacent channels, or of being interfered with by those stations.

This is a particularly significant consideration and it is one which may indeed preclude the broadcasting of colour television in Bands I and III within the framework of the Stockholm Plans. In other words, if the stations provided for at Stockholm in 1952 should simply begin to radiate programmes in colour it is probable that the interference protection afforded by the Plans will not be maintained and they will no longer be respected. The matter was raised recently at a study group meeting of the International Radio Consultative Committee at Brussels and was the subject of much discussion by the delegates. It became evident, however, that a decision would have to await the results of practical experiments.

Protection Between Stations

In considering the Stockholm Plans for Bands I and III one sees that they do not consist of a regular pattern of evenly-spaced channels of equal width. Because the Plans have to accommodate stations using no fewer than six different transmission standards it was *a priori* impossible to arrange their sound and vision carrier frequencies in any way which would ensure that there were standard frequency differences between the carriers of stations sharing a channel or between those of stations in adjacent channels. Consequently, the frequency difference between, for instance, a particular vision carrier and a carrier of another station may have almost any random value. The protection considered necessary, and this is of course one of the fundamentals of the Plans, had therefore to be verified for every pair of stations individually. By protection is meant in this context the ratio of the field-strength of the carrier of the station being considered to that of an unwanted carrier, measured at the least favourable point on the contour of the "field-strength to be protected" of the station being considered. The numerical values of the "protection ratio" and the "field-strength to be protected" are basic characteristics of the Plans.

In view of the difficulty, then, which was experi-

enced at Stockholm in working out the Plans for the relatively less complex case of monochrome stations, it seems extremely improbable, in the light of the data at present available, that the Plans for Bands I and III can remain workable for colour television.

There seem to be two alternatives facing the authorities. The first is to convene in the fairly near future another conference with the task of working out a new series of plans which would supersede the Stockholm Plans and might cover also Bands IV and V (to which the Stockholm Plans do not refer at all). The second is to retain and put into effect the Stockholm Plans as they stand for monochrome television, and to convene, when the necessary technical data has been accumulated, an international conference to assign channels in Bands IV and V for colour-television stations. The second solution has many supporters because, in the European context, it could virtually dispose of the compatibility problem. The basis of that problem is the reluctance to render obsolete the receivers already in the hands of the public. It would seem to be practicable, when colour transmissions begin in Bands IV and V, for the luminance signal only to be radiated by the corresponding Band-I and Band-III stations.

Need for a Common Standard

One of the major difficulties encountered in working out the Stockholm Plans was, as already mentioned, that arising from the adoption of different transmission standards by the various countries. It is rather doubtful whether European plans for Bands IV and V for colour television could gain international agreement as long as the differences persist. The rational solution therefore appears to consist in securing, first of all, agreement on common transmission standards for colour television in the European area. This possibility was often postulated at the Brussels meeting, mainly as being necessary to permit the effective relaying of colour programmes from country to country. It is generally recognised that the higher production costs of colour television will make the "Eurovision" idea even more necessary than it is at present for monochrome television, and it is doubtful whether it would be possible to "convert" colour transmissions from one standard to another by any system analogous to that used at present for monochrome. It would seem, however, that quite apart from this programme-exchange consideration, the adoption of a common standard, at any rate for certain parameters, is necessary before the channel-allocation plans can be established.

Suppose, then, that a single system for colour television has been adopted by the European countries and that it has been decided to plan for colour transmission in Bands IV and V—how is the compatibility question affected? The point is that as there is at present no regular programme transmission in Bands IV and V in Europe (with the exception of one low-power experimental station in the German Federal Republic) there are no receivers in the hands of the public. Transmissions in these bands can therefore be of programmes different from those being radiated in Bands I and III, or the same, whichever best suits the situation in the individual countries. There is, of

course, no reason why the programmes should be in colour, at any rate at the start, provided that they conform with the colour standards. Where the same programme is radiated by the Band I and Band-III stations, however, it would be necessary to convert the luminance signal to the appropriate standard, as the "European" colour standard would probably not be compatible with any of the existing standards. This conversion process, however, should be possible by the system used at present.

Now the Brussels study group meeting did not come to any decision on these points; indeed, it stated that no decision could be taken until more information had been collected; but it did do two things which should make the decisions easier and surer in due course. One was to write to all the governments concerned, asking them to consider the matter very carefully and very urgently, and above all not to make any decision on the national scale which would preclude the future establishment of a common European standard for colour television. The other was to set up a committee of experts with the task of reporting on the different systems and standards of colour television that are in existence and under consideration. The intention is that a complete study of the problem shall have been made in time to submit fully documented proposals to the next plenary meeting of the C.C.I.R.,

which is planned to be held in Warsaw next summer.

At the same time, the European Broadcasting Union, of which all the television services at present forming the European network (or expected to join it in the near future) are members, has appointed a small working party to report upon the situation at its next General Assembly (which will take place in Rome in October) so that the necessary action may be taken to find a solution acceptable to the members as an entity. Perhaps these broadcasting authorities are more interested in the attainment of a unique standard for European colour television for its programme-exchange implications than its influence upon the possibility of establishing a channel-allocation plan. But although the causes may differ the desired objective is the same, and the E.B.U. undoubtedly intends to bring the common viewpoint of the European television authorities to the attention of the C.C.I.R. at the Warsaw conference. It is interesting to note, by the way, that the E.B.U. recognises the influence of the manufacturers in the establishment of national transmission standards and fears that, unless suitable action is taken on the international plane, each country will tend to adopt colour-television standards compatible with its existing monochrome system. This, it contends, is neither necessary nor, in the wider view, desirable.

BOOKS RECEIVED

Transistors and Other Crystal Valves by T. R. Scott, B.Sc., M.I.E.E. An account, by the Director of Research, Standard Telecommunications Labs., of the development of semi-conductor devices to the present state of the art, with chapters on compound semi-conductor materials and speculations on future trends. The part played by crystal imperfections in determining performance characteristics is taken as the central theme of the book. Pp. 254+XVI; Figs. 65. Price 45s. Macdonald and Evans Ltd., 8 John Street, Bedford Row, London, W.C.1.

The Suppressed Frame System of Telerecording by C. B. Wood, E. R. Rout, A. V. Lord, B.Sc. (Tech.), A.M.I.E.E., and R. F. Vigurs. First of a series of monographs published by the Engineering Division of the B.B.C. Describes the camera, picture display unit and video control equipment used for recording the Coronation. Pp. 10+V; Figs. 9. Price 5s. B.B.C. Publications Dept., 35, Marylebone High Street, London, W.1.

An Automatic Counter for the Measurement of Impulsive Interference by J. Miedzinski, B.Sc. Details of a device for counting the number of switching operations in an electrical appliance and the number of occasions on which the radio inference exceeds a prescribed value. E.R.A. Technical Report M/T114. Pp. 24; Figs. 8. The Electrical Research Association, Thorncroft Manor, Dorking Road, Leatherhead, Surrey.

Electrical Measurements and Measuring Instruments by E. W. Golding, M.Sc.(Tech.), M.I.E.E. Fourth edition of a comprehensive treatise covering the syllabuses of the B.Sc.(Eng.), City and Guilds (Final) and I.E.E. examinations on this subject. Pp. 913; Figs. 550. Price 40s. Sir Isaac Pitman & Sons, Ltd., Parker Street, London, W.C.2.

Ultrasonic Engineering by Alan E. Crawford. Review of mechanical and electrical methods of generating high-energy vibrations and their application in engineering, chemistry, metallurgy and biology. Pp. 344+X; Figs. 222. Price 45s. Butterworths Scientific Publications, 88, Kingsway, London, W.C.2.

High Quality Sound Reproduction. Booklet based on *Wireless World* articles describing a 20-watt power amplifier, a pre-amplifier and a v.h.f. tuning unit, with additional point-to-point wiring diagrams, dimensioned chassis drilling plans, etc. Includes further notes on the Mullard 5-valve, 10-watt amplifier and two pre-amplifier designs to go with this amplifier. Pp. 48, profusely illustrated. Price 3s. 6d. Mullard, Ltd., Century House, Shaftesbury Avenue, London, W.C.2.

F.M. Explained by E. A. W. Spreadbury, M.Brit.I.R.E. Reprint of a series of articles from *Wireless and Electrical Trader* describing the salient features of v.h.f. receivers and methods of alignment and servicing. Pp. 37; Figs. 25. Price 2s. 6d. Trader Publishing Co., Ltd., Dorset House, Stamford Street, London, S.E.1.

A.R.R.L. Antenna Handbook. Seventh edition 1955, by the headquarters staff of the American Radio Relay League. Principles and construction of receiving and transmitting aerials for amateur frequencies. Pp. 311; over 400 illustrations, charts and tables. Obtainable in U.K. from The Modern Book Co., 19-23, Praed Street, London, W.2, price 18s. (19s. by post).

Radio Amateur Operator's Handbook. Ready reference and general information on operating an amateur radio station. Pp. 48. Price 3s. Data Publications, Ltd., 57, Maida Vale, London, W.9.

Proceedings of the Fourth Meeting of the Mixed Commission on the Ionosphere (Brussels, 16th-18th August, 1954). Pp. 238; Figs. 78. Price 43s. General Secretariat U.R.S.I. 42 rue des Minimes, Brussels, Belgium.

Proceedings of the XIth General Assembly of the Union Radio-Scientifique International (The Hague, 23rd August-2nd September, 1954).

Part 4—Radio Noise of Terrestrial Origin. Pp. 60. Price 8s. 8d.

Part 8—Administrative Proceedings. Pp. 125. Price 14s. 6d. General Secretariat U.R.S.I., 42 rue des Minimes, Brussels, Belgium.

Small Power Valves

Design of Electrode Systems for Particular Applications

By R. E. WYKE*

AT one time a few basic pentodes or beam tetrodes were used as general-purpose power valves, but of recent years a number of different types have been designed and manufactured for such uses as scanning cathode-ray tubes, current and voltage stabilizing, pulse modulation and so on. At the same time considerable improvements have been made in the more conventional types of low frequency amplifier valves. These improvements have been, in general, a reflection of the reduction in size which has taken place in almost all valve designs during the past ten years and, so far as the larger types are concerned, the reduction in cathode heating power made possible by increased use of the oxide-coated cathode.

The size of the lower-powered valves has been reduced by the use of the familiar pressed-glass base technique, and in both these and in valves of larger powers the introduction of new electrode materials and processing methods has permitted an increase in electrode loading. For example, except in the case of series stabilizers, all power valves require for efficient operation that at some time during the duty cycle the anode current shall be almost or completely cut off by the application of a negative voltage to the control grid. Should this grid itself emit, electrons will reach the anode to form a part of the anode current, which will be practically independent of the grid voltage. This effect, known as grid emission, occurs whenever the grid itself becomes excessively hot. To prevent this, the grids of power valves are often cooled by the use of large cross-section sup-

ports and by welding radiating fins to the ends of these support wires. If, however, the electron work function of the grid material is increased, its maximum safe operating temperature can be raised and the grid itself reduced in size. One of the modern methods of doing this is by gold-plating the grid wires. Emitting material from the cathode, deposited during processing on to such a surface, has a high work function and in consequence the safe operating temperatures of the grid can be increased by as much as 50%.

TABLE 1

Type	Application	I_a (mA)	$I_{a(pk)}$ (mA)	V_a (d.c.)	V_a
A2293	series stabil.	120	—	300	—
E2637	shunt stabil.	1	—	30,000	—
CV2231	pulse mod.	2	2,000	7,000	8,500
N339	line output	80	240	300	7,500
N709	class A audio	48	120	250	500
DA42	class B audio	50	280	1,000	1,900

Although at first sight the desired characteristics for all types of power valves of comparable wattage rating are similar, they do in fact differ considerably, so that, apart from the control-grid characteristic mentioned above and the need for a high anode loading, they have little in common. Fig. 1 and Table 1 show typical operating conditions for various types of power valves using a similar cathode.

Stabilizers.—There are two classes of valves here, one suitable for use as series stabilizers and the other for use as shunt stabilizers. The former are used in series with the load and must themselves absorb as little power as possible. They must be essentially low-impedance devices, and, for this reason, pentodes, either used as such or triode-connected, are frequently adopted. However, of recent years several low-impedance triodes specially designed for series stabilizer use have become available. The low-impedance requirement entails the use of close electrode spacing, and since a good grid control characteristic is of no great importance the grid wire spacing is made as wide as mechanical rigidity will allow, so that such valves have very low amplification factors, usually between 2 and 5. Working as it does under

* M. O. Valve Company

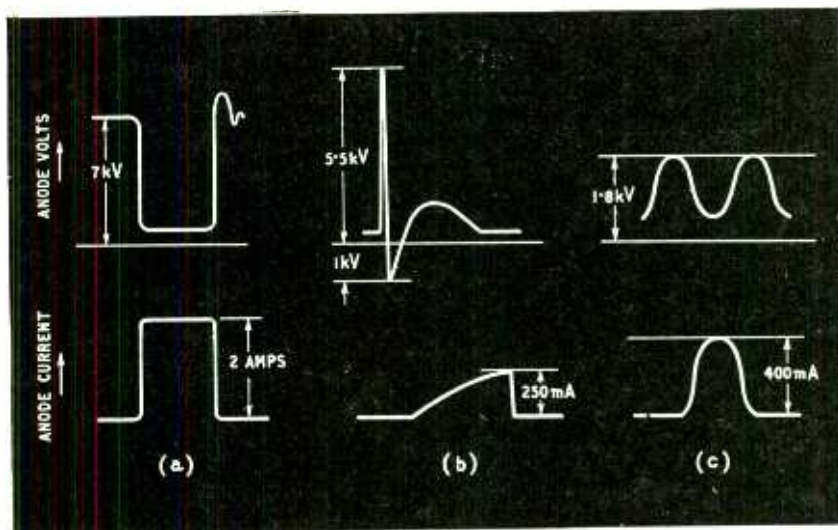


Fig. 1. Typical operating conditions of voltage (above) and current (below) for various types of power valves: (a) pulse modulator, (b) line output valve, and (c) class B amplifier. Volts and current are not to scale.

d.c. conditions the anode current of the series stabilizer is almost constant throughout operation. It is therefore unique among power valves in that its cathode need not supply a peak current greatly in excess of the mean current, and the cathode temperature of this class is often lower than that of other valves of a similar size and mean cathode current rating. In fact, the efficiency of the modern coated cathode is such that the ultimate loading of the series stabilizer is usually determined by the temperature of the anode or valve envelope rather than by the available emission.

Since ease of valve production is largely set by the mechanical strength of the electrode structure, there is a lower limit of anode impedance below which it is hardly economic to go, and the valve designer has to accept the limitations imposed by small-clearance electrodes. This has led to the efficient series stabilizer usually having a cathode current rating of about 150mA, and although valves are made to handle much larger currents they usually consist of a multiplicity of these small units arranged in parallel within a common envelope. It is unlikely that a valve capable of handling high currents with a single electrode system will become available for some time to come, and it is probable that the most efficient and economic way of stabilizing such currents will be by the use of a number of small mass-produced valves in parallel. A basic circuit of a typical series stabilizer unit is shown in Fig. 2.

Up to now shunt stabilizers have not been widely used in this country, but the increasingly high voltages needed for television and equipment such as radiation monitors will lead to their greater application in the future. The shunt stabilizer is essentially a high-impedance device, usually operating at a high anode voltage. Triodes are generally used and valves specially designed for this purpose often have cathode and grid structures similar to those in cathode-ray tubes. Single valves are invariably used.

Pulse Modulators.—A pulse modulator is required to amplify voltage pulses from an earlier stage and to feed them into the drive circuit of a larger output

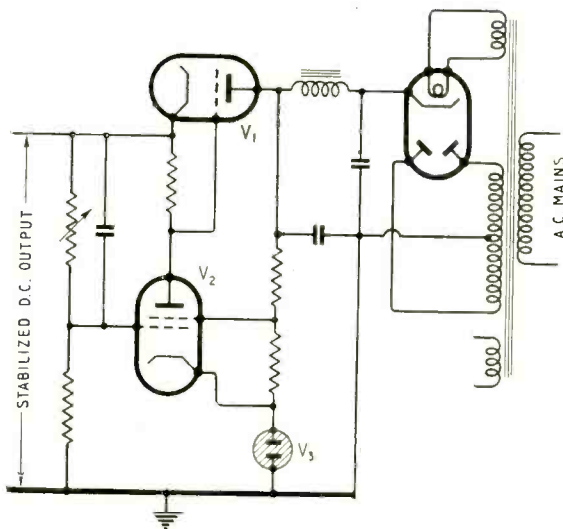


Fig. 2. Typical series stabilizer circuit. V_1 is the series stabilizer valve, V_2 the control amplifier valve and V_3 the voltage reference tube.

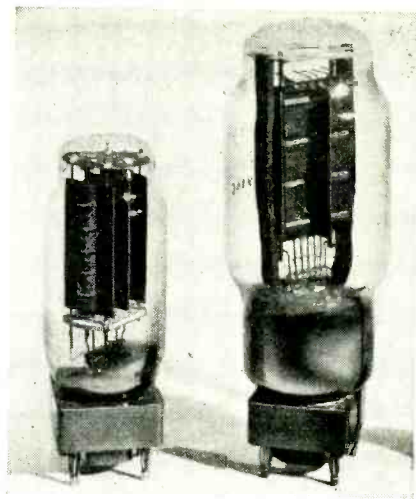


Fig. 3. Illustrating the redesign of a 100-watt anode dissipation audio output triode. The modern version is on the left.

valve. The load will be a coupling transformer and will be highly inductive. The operating voltage of the output valve may be quite high, often some thousands of volts, and this high d.c. voltage will have to be held off by the modulator during the quiescent part of the duty cycle. When the drive is applied the grid of the modulator is taken up to a high positive value and the peak anode current is very large. At the same time the voltage dropped across the load causes the anode voltage to fall to quite a low value. As soon as the drive is removed the anode current and voltage return to their original value, the inductive load often causing the voltage to "overshoot" by a large amount unless an inverse diode is fitted. The electrical requirements of a pulse modulator are, then, that it shall operate at a high anode voltage, have a low impedance (otherwise the power loss when driven would be excessive), and be capable of a high cathode emission. Since the anode current must be zero during the quiescent period (when the anode voltage is very high), the valve must have a good grid control.

Obviously these conditions can only be met by the use of a tetrode or pentode. The cathode current density during operation is high, so that suppression of secondary electrons from the anode readily occurs and conventional forms of suppression by a third grid or beam plates are often unnecessary. The high cathode emission required is usually obtained by operating the cathode at an increased temperature. This, coupled with the fact that during the bulk of its duty cycle the pulse modulator is non-conducting, causes a fairly rapid increase in cathode interface resistance, so that the life of such valves is usually appreciably shorter than that of other valve types of a comparable mean power rating.

When the length of pulse handled is extremely short, less than a microsecond, the rate of rise and fall of anode current is so high that the valve is effectively handling a high frequency signal. Under these circumstances the valve inter-electrode capacitances must be kept low if distortions of pulse shape during amplification are to be avoided.

Line Output Valves.—To a very limited extent the characteristic requirements of the line output valve are

similar to those of the pulse modulator. Both valves require a low impedance while passing current and a very high impedance during the non-conducting portion of the duty cycle. Here the similarity ends. The line output valve works at a fairly high mean anode current with a peak/mean current ratio of about 3:1 only; the anode voltage rises to a high value for only an extremely short time during each cycle of operation and may then overshoot negative with respect to the cathode. The drive is such that the grid voltage does not reach a high positive value with respect to the cathode, so that the suppression of grid emission does not present too difficult a problem as the grid dissipation is small. On the other hand, the screen dissipation tends to be quite high, often approaching that of the anode itself, and careful attention has to be given to the prevention of screen emission. As in any output valve, currents to the anode which are not modulated by the control grid will cause loss of output. In the case of the line output valve, emission from either control or screen grid, being thermal in character, will cause a gradual loss of scanning width as the valve warms up.

The fact that variations in output are being constantly monitored visually by the user make it advisable for line output valves to be rated far more conservatively than, say, audio output valves, where output is usually readily adjusted by means of a volume control and has the added grace that the ear is far more tolerant of distortion than is the eye.

Low Frequency Amplifier Valves.—These form the largest class of small power valves. They are used for the output stages of domestic receivers, public-address and high-quality sound reproduction equipment, speech reinforcement systems, servo motor control systems and countless other applications. Valves used in domestic radio sets invariably follow the fashionable design pattern of the day so as to suit mass-production requirements in both the valve and the receiver factories. For example, if a new base or bulb shape is introduced, within a very short time a complete new range of valves, often having a similar performance to previous ranges, will become

available in the "new look." This means that many valves are used in equipment before they have had time to establish themselves as sound commercial products and before their users have had time to understand their particular peculiarities. The resulting unreliability, which is by no means peculiar to radio valves, is all too familiar to both radio dealers and the general public alike.

When the equipment has to give a public service, as with public-address or radio relay systems, reliability of operation is of extreme importance. The service must not have repeated breakdowns or its popularity will suffer. A valve type which has a consistently good life will give a service in which replacements can be made on a routine basis and not as a result of failure during operation. Economy is of importance, but more in consideration of replacement and servicing costs than in initial outlay. Consequently makers of such equipment have used known and trusted valve types of proved reliability for years on end and have been understandingly reluctant to risk their reputations by introducing valves of a more modern design. The designs of many of the valves used in public-address equipment to-day are approaching twenty years old; a long time indeed in the electronics industry!

Recent Trends.—During the post-war years valve manufacturers have been cautiously trying to improve established types and incorporating improvements only after very extensive life testing covering many thousands of hours under operating conditions. These improvements have taken two main forms.

In the first case valves have been wholly or partially redesigned to make them easier to produce or to avoid the continued use of obsolete components which may, during the course of several years, have become peculiar to one particular valve type. An example of such redesigning is shown in Fig. 3. In this case a well-known valve, first made some twenty years ago, has been completely redesigned. A more robust filament system, having fewer loops of heavier material, is used. New grid-treatment processes allow the grid to operate safely at a higher temperature than hitherto so that its size can be decreased and the anode loading, which greatly influences grid temperature, can be increased. The consequent use of a lighter anode structure has allowed the designer to dispense with the rather clumsy system of anode supports previously used, and the whole valve is more suitable for modern manufacturing technique with its emphasis on economy in the use of materials and man power. A slight reduction in overall size has followed, but this was not a prime intention in the redesign.

In this case the new valve is a direct replacement for the old and retains the same type number. In the second case an entirely new valve may be introduced which is not essentially a plug-in replacement for the original type but which will, it is hoped, be used when new equipment is designed; or with minor circuit modifications will replace it in existing equipment. This has been done when the existing valve has features which make it unsuitable for modern usage. For example, a certain small class-B output triode has a thoriated tungsten filament. The inherent fragility of this type of filament and its extreme sensitivity to operating voltage make it unsuitable for use in mobile equipments or industrial applications where there may be some vibration present or where the mains voltage may fluctuate wildly. Consequently, a new valve has been developed which, while having the same operating characteristics as the original, is more suitable for




Fig. 4. Radiograph of two triodes having anode dissipations of 2-40 watts. The valve on the right (DA 41) is the older filament type, while the one on the left (DA 42) has an oxide-coated cathode and is suitable for mass production.

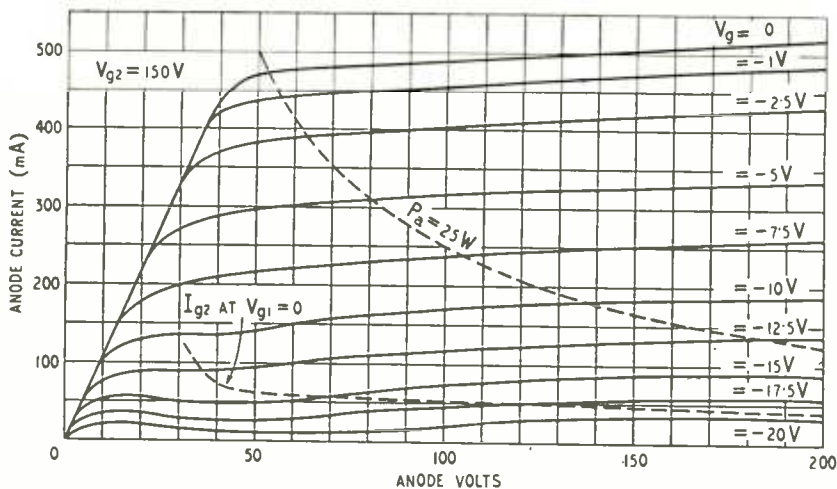


Fig. 5. Characteristics of a typical low-impedance output tetrode (KT55) suitable for use in high-quality amplifiers.

modern requirements. The thoriated tungsten filament system has been replaced by an indirectly heated oxide-coated cathode, with consequent saving in cathode heating power. Since the grid of a valve having such a cathode has to work at a lower temperature than that of one having a thoriated tungsten filament, the grid of the new valve has larger diameter support wires, welded-on radiators, and is specially processed to avoid grid emission. The original anode, which was machined out of solid carbon, has been replaced by a fabricated metal structure and mica insulators are used instead of the ceramic ones. The temperature of the glass foot tube has been reduced by fitting a polished metal reflector between it and the electrode system. Fig. 4 is a radiograph showing the essential constructional differences of the two valves, while Table 2 gives a list of the materials used for their electrodes.

Economy in operation is influencing valve design to an increasing degree. The use of high-impedance valves in push-pull class-B operation is becoming more popular when power outputs of 30 watts or over are required. Such valves operate when quiescent at zero grid voltage and require no bias supplies, although, of course, a low-impedance driving stage is needed. High peak anode currents are obtained by driving the grid well positive with respect to the cathode so that a high power output can be achieved without the use of excessively high anode voltage. The efficiency of circuit arrangements of this type can be as high as 66%.

TABLE 2

	DA41	DA42
anode	carbon	carbon-coated nickel
grid winding wire	molybdenum	gold-plated molybdenum
grid support rods	molybdenum	copper
cathode	thoriated tung. wire	oxide-coated nickel
heater	—	alumina-coated tungsten
insulators	ceramic	mica

and a pair of valves of the type shown in Fig. 4 can give an output of 175 watts at about 5% distortion for a total input of 275 watts. Since this type of circuit calls essentially for high-impedance valves, triodes are usually used and their relatively large electrode spacing and close pitched grids ensure very little characteristic variation from valve to valve.

For low power needs—high-quality audio amplifiers for example—a reduction in equipment costs may be realized by the use of the specially low impedance pentodes and beam tetrodes which are now available. The characteristics of a typical valve

of this type are shown in Fig. 5. It will operate directly from the mains via a metal or valve rectifier to give an output of 25 watts from a pair of valves operating in push-pull, with a line voltage of 220 volts. The heaters are connected for series operation. It can also be used as an inverter to provide a source of a.c. to operate, for example, gramophone motors from d.c. mains, and is quite a useful series stabilizer. Constructionally it consists of two separate cathode, control-grid and screen-grid systems mounted inside a common suppressor and anode system. Separate electrode systems are used to avoid the loss in mechanical strength and lack of characteristic uniformity which usually occurs with close electrode spacings in a large valve.

Trends of this sort must continue, and there will undoubtedly be a more extensive use of the pressed-glass base, which, since it is farther away from the electrode system, runs cooler and is less liable to failure than is the older glass-pinch type of foot tube.

Commercial Literature

Dual-channel Oscilloscopes; three models covering respectively d.c. to 10 Mc/s (with 6-in tube having separate gun systems), d.c. to 100 kc/s, and d.c. to 250 kc/s. Time bases are calibrated for time measurement. Specifications on leaflets from Nagard, 18, Avenue Road, Belmont, Surrey.

Hearing Aids using glass-sealed transistors and powered by single "Penlight" battery giving approx. 150 hours' service. Dimensions are 2½ in × 2½ in × ½ in and weight is 2½ oz. One type has volume control and top-cut switch, and another the addition of optional automatic volume compression. A choice of three frequency responses is offered. Leaflet from Amplivox, 2, Bentinck Street, London, W.1.

Wire-twisting Tool, in the form of pliers with a simple spinning mechanism, for joining pairs of wires. Any length can be twisted in two or three seconds and the ends cut off by the side-cutters incorporated. Descriptive leaflet from Douglas Kane Associates, 55, Pall Mall, London, S.W.1.

Q Meter for measuring circuit magnification, inductance, capacitance and power factor over the frequency range 100 kc/s-100 Mc/s. Q values from 10 to 400 can be handled. Specification and description from Advance Components, Marlowe Road, Walthamstow, London, E.17.

Measuring Instruments and accessories for r.f. and a.f. by Rohde and Schwarz of Munich. A comprehensive catalogue in English from the agents, Aveley Electric, Ayrton Road, Aveley Industrial Estate, South Ockendon, Essex.

Instrument Kits

A Critical Assessment of Test Gear for Home Assembly

By CHARLES B. BOVILL,

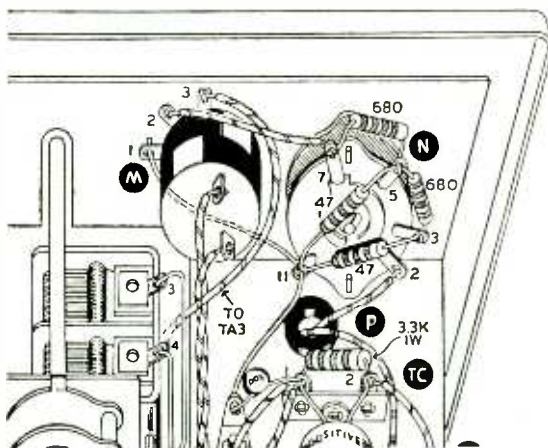
A.M.I.E.E., M.Brit.I.R.E.

THE rapid development of radio techniques during the past few years has made it almost impossible for the amateur to carry out any experimental or constructional work without a certain amount of measuring equipment. Recognizing this, the American Heath Company has introduced a range of some forty different kits of parts from which test gear can be constructed.* These include complete sets of components for signal generators, impedance bridges, valve voltmeters, Q meters, and so on, together with the appropriate instruction booklets.

Apart from the interest of the kits to amateur experimenters, they seem to fulfil a need that has long been felt in technical schools, where many instructors find themselves at a loss to impart the practical knowledge of layout of components to students. If one of these kits is made up by a class and the various components are examined, and if necessary criticized, and the reasons for details of layouts are discussed, the students can be given a valuable insight into the practical design of modern electronic apparatus.

In order to assess the value of these kits for instructional purposes, two were obtained and tested under the conditions which would be expected to be found in a normally equipped technical school. The ones selected were a signal generator (Type SG8) and a Q meter (Type QM1). It would appear after perusal of the instruction booklets that they are each intended for a different kind of constructor. The signal generator instructions are of the wire-by-wire type and enter into the greatest detail and evidently assume very little previous experience on the part of the constructor, whereas the instructions for building the Q meter are general, although they include comprehensive wiring diagrams, and it is supposed that the constructor of this equipment must have some previous technical knowledge.

In view of the different nature of the two kits, their construction was carried out in an appropriate manner



- () Connect a bare wire to M1 (S). Run the wire through N11 (NS) to the solder lug adjacent to the large panel cutout (S).
- () Connect a 47 Ω resistor from N11 (NS) to N5 (NS).
- () Connect a 47 Ω resistor from N11 (S) to N3 (NS).
- () Connect a 680 Ω resistor from N3 (S) to N5 (NS).
- () Connect a 680 Ω resistor from N5 (S) to N7 (NS).
- () Connect a bare wire to N7 (S). Cover with a 1 1/2" length of spaghetti and connect to M2 (S).
- () Connect the free end of the wire coming from TA3 (see Pictorial 2) to M3 (S). Run wire as shown in Pictorial 3.
- () Connect a bare wire to N2 (S). Cover wire with a 2 1/2" length of spaghetti. Run wire through grommet P and connect to the center terminal of the RF OUT connection (S). See Pictorial 4.

Example of the wire-by-wire type of instructions and diagrams as they appear in the signal generator booklet.

in each case. The signal generator was made step-by-step, following the instruction booklet in the closest detail and without any reference to the theoretical circuit diagram. This enabled the instruction booklet and the general idea of the kits to be checked. In the case of the Q meter, the circuit diagram and the wiring diagrams were used in order to build up the three main units, but no rigid plan for their construction was followed.

Upon completion, each instrument worked at once when switched on and without any fault—evidence of the soundness of the design and of the efficacy of the instructional booklets.

The signal generator's mechanical design consists of an oscillator sub-chassis which is first assembled and wired as a complete unit. This is then fitted to the main chassis and connected to the modulator, power supply and to the various switches, output and input sockets, and so on. The final operations are attaching the panel knobs and making up the output lead.

The critical wiring, from the point of view of the

r.f. circuits, is so arranged that the constructor is obliged to follow the instructions carefully, and in this way the manufacturer of the kit evidently sustains the claims for accurate calibration. All of the components are of good quality and the only criticisms which can be made are in connection with the knobs supplied and the cursor of the tuning capacitor. The knobs are supplied with tapped holes for the grub screws which hold them to the spindles, but the grub screws are a separate item. In practice it was found that the threaded holes were badly tapped and it was necessary to retap them before the grub screws could be fitted satisfactorily. The Perspex cursor was badly warped on delivery and when fitted to the capacitor drive spindle scraped the front panel until it was rewarped back to a position at right angles to the spindle.

Following the instruction booklet, the SG8 was completed in 5 hours 35 minutes, and it was estimated that a total of two hours was taken in checking the calibration.

The Q meter was found to be no more complicated than the signal generator to construct and took about

* Imported by Roche International, 59 Union Street, London, S.E.1. An importation licence is required.

the same time to complete. The instrument consists of three separate units, the main chassis and power supply, the oscillator generator unit and the valve voltmeter unit, with its associated calibrated variable capacitors. The units are assembled as complete equipments, then the oscillator and valve voltmeter chassis are attached to the main chassis and interconnected, after which the front panel is fixed to the main chassis. This attachment depends entirely upon the spindles of the various controls, and some care is needed in aligning the chassis and the front panel. In practice it appears to give adequate rigidity to the instrument.

Great care has been taken to ensure that the constructor makes up the instrument correctly; for example, a jig is supplied for the alignment of the four test terminals on the top of the case and a generous surplus of nuts, bolts, screws, washers and so on is included in the kit. Even the vernier capacitor string drive assembly is designed to be practically foolproof. The 50-microamp meter, which serves as the indicator of the instrument, is supplied very carefully packed and with a shorting wire across its terminals. The only faults noted with the QM1 equipment were the same as experienced with the SG8 and in the quality of the wire supplied with the kit, which was discarded in favour of plastic sleeved type.

The Signal Generator.—This is what would be considered in this country as a calibrated servicing oscillator. It is of good electrical and mechanical design and of attractive appearance, both internally and externally, when completed. The whole chassis is copper plated and the front panel is finished in a medium grey colour with calibrations, dial titles and so on in white. The characteristics of the instrument are as follows:

Frequency ranges:	160–500 kc/s 500–1,650 kc/s 1.65–6.5 Mc/s 6.5–25 Mc/s 25–110 Mc/s 110–220 Mc/s (harmonic range)
R.F. output:	in excess of 100,000 microvolts
A.F. output:	2–3 volts
A.F. input:	5 volts across 1M Ω
Power supply:	110/125/210/240 volts a.c. (export models)
Dimensions:	9½in × 6½in × 5in

The circuit comprises a Colpitts type oscillator, a cathode-follower output stage and a triode modulator. The power supply from the mains is through a transformer and the a.c. is converted to a 200-volt h.t. supply by a selenium rectifier.

The coupling between the oscillator and the output stage is by a small capacitor connected between the anode of the oscillator and the grid of the output valve. The modulation is applied to the grid of the output valve and is derived from an a.f. Colpitts oscillator working at about 400 c/s. The r.f. output is developed across a 2,000- Ω resistor in the cathode of one half of a 12AU7 double triode, the other half being used as the r.f. oscillator. A part of the cathode load consists of a potentiometer which feeds into a three-step attenuator and thence to the output socket. There is a d.c. connection between the cathode and the output socket, a point that is considered to be a weakness, and it would appear to have been better



Appearance of the completed signal generator.

TABLE 1

Band A, long waves.	200 kc/s	5 kc/s low	2½% error
	233 kc/s	5 kc/s low	2½% error
Band B, medium waves	647 kc/s	no error	no error
	908 kc/s	8 kc/s low	2¼% error
	1430 kc/s	20 kc/s low	1½% error
Band C, short waves	3000 kc/s	10 kc/s high	0.3% error
	4000 kc/s	50 kc/s high	1.25% error
	6150 kc/s	150 kc/s low	2.3% error
Band D, short waves	7100 kc/s	150 kc/s low	2% error
	11910 kc/s	410 kc/s low	3½% error
	20000 kc/s	500 kc/s low	2½% error
Band E v.h.f.	41.50 kc/s	400 kc/s low	1% error
Band F u.h.f.	194 Mc/s	8 Mc/s low	4% error

to have included a capacitive coupling between the attenuator and the output socket. The modulator stage can be modulated externally if necessary and switching is included to permit of the stage being used as a fixed-frequency a.f. source with a variable output if required. The variable a.f. control serves the dual purposes of an input control to the modulator and an output control when the valve is used as an a.f. source.

The modulation being applied to the output-valve grid has undoubted advantages and it was found that the modulation percentage varied very little over the whole frequency range of the instrument. The advantages of the output stage are apparent also when the attenuator controls are varied, it being found that their variation has very little effect on the oscillator frequency, even on the highest frequency range.

One of the weaknesses of oscillators of the servicing type lies in their rather large leakage of r.f., and a test was made with the SG8 to determine its performance in this respect. The test was made with a communications receiver having a sensitivity of better than 5 microvolts on all ranges which was connected to a vertical aerial 4½ft high. The SG8 was used with its output lead disconnected and with the attenuator at maximum output. The following results were obtained:

Long waves, 300 kc/s: signals became undetectable at 3ft.

Medium waves, 1,000 kc/s: signals became undetectable at 5ft.

H.F., 10 Mc/s: signals became undetectable at 15ft.

V.H.F., 41.5 Mc/s: signals became undetectable at 15ft.*

U.H.F., 190.0 Mc/s: signals became undetectable at 15ft.*

One of the claims made by the suppliers of the kit is that the adjustment of the coils in the factory before delivery makes it possible to expect the calibration of the finished article to fall within 2-3%. It is suggested in the instruction booklet that the U.S. Bureau of Standards station WWV should be used as a check (2.5-5.0-10.0 Mc/s) and that main broadcasting stations can also be used for this purpose. It must be understood, however, that there is no provision for individual adjustment of calibration on different ranges and that the only variable provided is the position of the cursor on the tuning capacitor spindle. It is recommended that this should be set initially to cover the whole tuning scale. This was carried out, with the results in Table I.

The stability of the oscillator was found to be good over a series of checks lasting 90 minutes each. These checks were made by heterodyning the SG8 against stable transmissions on m.f. and h.f. At 200 kc/s the drift was sufficiently small to be considered as being negligible and on 17,100 kc/s the maximum drift over the 90-minute period was less than 2 kc/s.

In view of the type of attenuator and the absence of an oscillator output indicator in the design of the instrument, the output of the generator varies with the frequency and with the setting of the tuning control on each range. No attempt was made, therefore, to measure the output of the SG8, beyond verifying that the claimed output of 100,000 millivolts was obtainable with the controls at maximum on each range.

The Q Meter—The principle of this type of instrument is doubtless well known to readers of *Wireless World* and the subject was very fully dealt with by "Cathode Ray" in the July 1949 issue. It should therefore suffice to recall that in the usual design of Q meter a small voltage e is introduced

The Q meter when assembled and set up has the following characteristics:

Frequency range:	150 kc/s to 18 Mc/s.
Inductance range, measured at 250 kc/s, 790 kc/s, 2.5 Mc/s and 7.9 Mc/s:	1 microhenry to 10 millihenries.
Capacitance measurement range:	40 pF to 400 pF
Vernier capacitance range:	3 pF
Q measurement ranges:	0-250 and 250-500
Power supplies:	110-250 volts a.c. (export models).

In the circuit the r.f. generator is a cathode-coupled type, with four switched ranges. Its output is fed to the grid of a valve arranged as a cathode follower which serves to isolate the tuned circuits from the test circuit. The generator and output valves are the two halves of a twin triode, type 12AT7. A variable resistor in the anode circuit of the oscillator valve enables its output level to be adjusted. The voltage developed across the cathode of the isolator stage is fed through a small capacitor of preset type to the test-circuit insertion element. This is formed by a 5000-pF fixed capacitor of low loss and minimum inductance which is connected in series with the coil test terminals. These terminals and the insertion capacitor are shunted by a resonance capacitor of 450 pF which is, in turn, shunted by the valve voltmeter diode. A 3-0-3 pF capacitor is connected across the resonance capacitor to enable fine adjustments to be made. The valve voltmeter is of conventional type with its indicator between the cathodes of a twin triode valve. A second diode is placed across the grid circuit of one of the triode valves to neutralize variations in the standing output of the detector diode. Further to stabilize the diodes, they have their heaters slightly under run.


A 0-50 microammeter is used as an indicator both for direct Q measurement and for the setting up of the output level of the r.f. generator, these functions being selected by a switch. In the position for Q indication, the meter is connected between the cathodes of the triode valves, whilst in the other position the meter is connected to a germanium diode and thence to the output of the isolator stage. A variable resistor between the cathodes of the valve voltmeter triodes, with its moving arm connected to h.t. negative, balances the valves and sets the zero of the indicator for initial calibration. An 0D3 valve stabilizes the h.t. supply to the generator and valve voltmeter stages.



The Q Meter as it appears when made up, with a rear view of the chassis on the right.

in series with the coil under test and when this is tuned to resonance, a voltage E appears across it which is usually observed on a valve voltmeter. The Q is then equal to E/e . If the inserted voltage e is adjusted to a predetermined level, the valve voltmeter can be calibrated to read Q directly. This is the method used in the Heath instrument.

* Tested with a television receiver connected to appropriate aerials.



To set up the instrument, the r.f. generator frequency scale must be calibrated. This is an engraved scale and the correct procedure is to set the cursor to the position where the scale and capacitor minima coincide and then to set the capacitor to the calibration corresponding to some known and accurate frequency, such as a broadcasting station. A trimmer across the capacitor in the oscillator stage is then adjusted until the frequencies are identical, this usually being done by zero beating and with the aid of a receiver. This adjustment will determine the accuracy of the scale on all ranges as there is no individual trimming on each range.

As shown in Table 2, the results using this method are reasonably good, evidently due to careful trimming of the coils, and by the inclusion of a close-tolerance capacitor for tuning.

When the oscillator is calibrated, the resonance capacitor has to be set up. To facilitate this adjustment a standard coil is provided with the kit; in the one supplied the coil had an inductance of 250 μ H and the required tuning capacitance marked upon it was 96 pF, at a frequency of 1 Mc/s. This capacitance is slightly less than the normal value required to tune a typical coil of this inductance to 1 Mc/s and the value is given so as to take into account the stray capacitance in the valve voltmeter and measuring stages, which is evidently about 10 pF.

The setting up of the resonance capacitor is purely a mechanical procedure. The capacitor is adjusted to tune the coil and the cursor is set to 96 pF.

TABLE 2
R.F. Frequency Calibration
(trimmer adjusted 908 kc/s)

Range	Frequency (kc/s)	Kit reading (kc/s)	Error (kc/s)	Per- centage
A	164	164	0	0
A	200	199	-1	0.5
A	233	232	-1	0.5
B	692	693	+1	0.15
B	881	881	0	0
B	1403	1403	0	0
C	1448	1445	-3	0.2
C	2500	2501	+1	0.04
C	5000	5010	+10	0.5
D	6025	5950	-75	1.2
D	7105	7010	-95	1.4
D	11730	11700	-30	0.2
D	15120	15100	-20	0.1

TABLE 3
Q Meter Instrument Accuracy Check


Fre- quency (kc/s)	Kit		Laboratory Instrument		
	Q read- ing	Capaci- tance to tune (pF)	Q read- ing	Capaci- tance to tune (pF)	Error
250	70	290	70	305	0
1000	110	96	110	96	0
2500	67	217	67	216	0
6700	133	400	160	400	-20%
7900	132	122	150	126	-13%
7900	40	165	46	166	-15%
10000	114	80	170	77	-40%
12000	114	50	184	53½	-41%
15000	186	78	266	82	-42%

The scale associated with the resonance capacitor is also graduated in microhenries and millihenries for spot checking on frequencies of 250, 790, 2500 and 7900 kc/s, and its accuracy depends upon the setting up to exactly 96 pF at 1 Mc/s.

The final adjustment is for the Q meter proper. The inductance test terminals are short circuited and the valve voltmeter indicator is adjusted to zero with the balancing control. The generator level is then set to a mark on the microammeter, which for this test is switched to read the output from the isolator stage. Next, the standard coil is placed in the inductance test terminals and the microammeter is switched to read Q in the valve voltmeter circuit. The Q reading with the coil tuned to resonance is noted and, with the aid of the preset capacitor between the isolator cathode and the test circuit, it is adjusted so that the Q meter reads the figure indicated on the standard coil, which was, in the example tested, 110. This setting theoretically holds good over the whole range of the instrument.

The performance of the Q meter was measured against Marconi Instruments laboratory standards types TF329G and TF886A, and the results obtained are shown in Table 3. It will be noted from this table that errors are negligible up to a frequency of about 6 Mc/s, after which they become appreciable, evidently on account of the losses in the resonance capacitor, which is only of normal commercial quality, and because of losses in the valve voltmeter circuit.

In the view of the simplicity of the oscillator, its stability is reasonably good and after an initial warming-up period of 15 minutes it was run for one hour at 2.5 Mc/s, during which time its drift was less than 500 c/s. The harmonic output is low and has to be carefully searched for to be detected. The buffer cathode follower stage is effective and variation of the carrier level control even on 15 Mc/s does not perceptibly alter the carrier frequency.



Transistor research work for British firms is being done in Switzerland by an independent non-profit-making organization, the Battelle Memorial Institute, which undertakes research contracts in a wide variety of scientific subjects. Founded by an American industrialist, it has its main laboratories at Columbus, Ohio, and European establishments at Frankfurt and Geneva. This picture shows work in progress in the well-equipped electronics laboratory at Geneva.

OCTOBER MEETINGS

Institution of Electrical Engineers

Radio and Telecommunication Section.—October 19th. Address by H. Stanesby (chairman) at 5.30.

October 31st. "The technique of ionospheric investigation using ground back scatter" and "A study of ionospheric propagation by means of ground back scatter" by E. D. R. Shearman; "An experiment to test the reciprocal radio transmission conditions over an ionospheric path of 740 km" by R. W. Meadows; and "An experimental test of reciprocal transmission over two long-distance high-frequency radio circuits" by F. J. M. Laver and H. Stanesby at 2.30; "V.H.F. propagation by ionospheric scattering and its application to long-distance communication" by W. J. Bray, Dr. J. A. Saxton, R. W. White and G. W. Luscombe at 5.30.

Both meetings will be held at Savoy Place, London, W.C.2.

Cambridge Radio Group.—October 11th. Address by Brig. E. J. H. Moppett (group chairman) at 6.0 at the Cambridge Technical College, Collier Road, Cambridge.

North-Eastern Radio and Measurement Group.—October 17th. Address by C. H. W. Lackey (group chairman) at 6.15 at King's College, Newcastle-upon-Tyne.

Physical Society

London.—October 18th. "Travelling wave tubes" by Dr. R. Kompfner at 5.0 in the Lecture Theatre, Science Museum, Exhibition Road, S.W.7.

British Sound Recording Association

London.—October 21st. "Audio amplifiers" by R. Chapman at 7.0 at Royal Society of Arts, John Adam Street, Adelphi, W.C.2.

Radar Association

London.—October 12th. "Deep sea diving by radar and underwater camera" by J. Gilbert at 7.30 in the Anatomy Theatre, University College, Gower Street, W.C.1.

Radio Society of Great Britain

London.—October 28th. "Amateur radio in the Antarctic" by Roth Jones (VK3BG)—read by Arthur O. Milne—at 6.30 at the I.E.E., Savoy Place, W.C.2.

British Institution of Radio Engineers

London Section.—October 26th. Annual meeting at 6.0 followed at 7.0 by "Recent advances in microwave tubes" by Dr. R. Kompfner at the London School of Hygiene and Tropical Medicine, Keppel Street, W.C.1.

Merseyside Section.—October 5th. "Stereophonic sound" by R. A. Bull at 7.0 at the Chamber of Commerce, Old Hall Street, Liverpool, 3.

North-Western Section.—October 6th. "Colour television" by Dr. G. N. Patchett at 6.30 at the College of Technology, Sackville Street, Manchester. This will be followed by the annual general meeting.

West Midlands Section.—October 12th. "Frequency modulation broadcasting and reception" by H. E. Farrow at 7.15 at Wolverhampton and Staffordshire Technical College, Wulfruna Street, Wolverhampton.

Television Society

London.—October 7th. "Progress in American colour television" by D. C. Birkinshaw at 7.0 at the Cinematograph Exhibitors' Association, 164, Shaftesbury Avenue, W.C.2.

October 27th. "V.H.F. aerial problems" by G. J. Lomer at 7.0 at 164, Shaftesbury Avenue, W.C.2.

British Kinematograph Society

London.—October 19th. "Magnetic recording in film production" by H. V. King and A. W. Lumkin.

October 26th. "Special effects for television and electronic films" by Dr. A. M. Spooner.

Both meetings will be held at 7.15 at the Gaumont-British Theatre, Film House, Wardour Street, W.1.

Institution of Production Engineers

Midlands Section.—October 19th. "The application of electronics to industry" by J. B. C. Robinson at 7.0 at The James Watt Memorial Institute, Great Charles Street, Birmingham.

Tees-side Section.—October 11th. "The practical uses of electronics in industry" by K. A. Zandstra at 7.0 at the Technical College, Darlington.

Luton Section.—October 25th. "Principles of colour television" by P. F. Carnit at 7.30 at Skelko Ball Bearing Co., Ltd., Luton.

CLUB NEWS

Cleckheaton.—The civil defence officer to the West Riding County Council will speak on emergency communications at the meeting of the Spen Valley and District Radio and Television Society at 7.30 on October 5th at the Temperance Hall, Cleckheaton. Sec.: N. Pride, 100, Raikes Lane, Birstall, near Leeds.

Coventry.—At the meeting of the Coventry Amateur Radio Society on October 10th, members will describe their stations. Meetings are held on alternate Mondays at 7.30 at 9, Queens Road, Coventry. Sec.: J. H. Whitby (G3HDB), 24, Thornby Avenue, Kenilworth, Warwick.


Edinburgh.—The subject of the suppression of amateur transmitter inter-

ference with television will be discussed at the meeting on October 20th of the Lothians Radio Society. The club meets at 7.30 on alternate Thursdays at 25, Charlotte Square, Edinburgh, 2. Sec. J. Good (GM3EWL), 24, Mansionhouse Road, Edinburgh, 9.

Ilkeston.—Meetings of the Ilkeston and District Amateur Radio Society (G3JSZ) are held at the Ilkeston College of Further Education, Field Road, Ilkeston, every Thursday at 7.0. The programme for the present session, which began on September 15th with a lecture on wire broadcasting, includes a series of talks on receiver design and construction. On October 9th, members will visit the Post Office station at Rugby. Sec.: J. Eaton, 74a, Station Road, Langley Mill, Nottingham.



For more than a generation the name TRIX has been synonymous with quality—for TRIX Sound Equipment is produced to the highest standards of Sound engineering. Whether large or small, each unit is designed and built to give reliable and lasting service the world over.



A typical example of TRIX Rack Mounted Equipment which can be provided in multiples for any power output required.

Some notable TRIX installations:

UNITED NATIONS, NEW YORK.

ROLLS-ROYCE

SOUTH AFRICAN RAILWAYS CAPE TOWN STATION.

MONTREAL GENERAL HOSPITAL.

LONDON TRANSPORT



THE TRIX ELECTRICAL CO. LTD.
MAPLE PLACE · TOTTENHAM COURT ROAD
LONDON W.1.

Tel: MUS. 5817. Grams. Trixadio, Wesdo, London

RANDOM RADIATIONS

By "DIALLIST"

Yet Again!

THE poor old Radio Show! In three out of the last five years its fate has suddenly gone into the balance only a few days before the announced opening date. With the rights or wrongs of the matters in dispute I'm not concerned. What's worrying me is that this almost annual uncertainty about the opening date (or, indeed, whether it would be open at all) is doing no good to our internal and external trade in broadcast receivers and sound-reproducing gear. One of the most important days from the business point of view is the pre-view, for normally it is marked by the visits of buyers from abroad. As there's then nothing like the crowd that comes on the other days, visitors to the pre-view have every chance of talking unhurriedly to the representatives on the stands. Cancellation of the pre-view must be a big blow to the industry, for it's their biggest and best shop-window display to those ready to place large orders.

Interval for Indignation

I write with some feeling. Though I'm not a buyer in the big business sense of the word, I'd been invited to the pre-view and had made my arrangements accordingly. I'm living at present too far from London to make it possible to get home the same day after a visit to the Show. It isn't funny to have to cancel hotel accommodation when the opening is postponed and then to find that it isn't to be had at a later date. It must have been still less funny for those coming from farther afield who had reserved seats or berths in trains, ships or 'planes. Our prestige is lowered by this sort of thing and we shall certainly have to do something about it. *What* we're to do, I don't know. But I'm not sure that it wouldn't be better to have no Radio Show at all than one with an uncertain opening date and the possibility that it may never open at all.

"Hi-Fi"

ONE wonders how far the B.B.C. (or should it be the G.P.O.?) intends to go in giving us real "high fidelity" from the v.h.f. service. The bandwidth is, I believe, somewhat

greater than that used in medium-wave and long-wave transmitting gear; but so far it's a lot short of what one would have liked—and hopes eventually to have. It seems rather a missed opportunity. "Hi-Fi" is already having something like a boom among recording enthusiasts, who are ready to spend freely on first-rate equipment. Don't you think that "high-fidelity" v.h.f. programmes would lead to similar enthusiasm among listeners. I'm quite sure that it would and that it would mean excellent business for both receiver and component manufacturers.

F.M. Only

As soon as the three programmes become available on v.h.f. in my locality I shall be looking for a new set. I shan't want to make any further use of the medium-wave or the long-wave bands for broadcast reception, for nearly all the home and Continental stations are affected most of the time by interference of one sort or another. Therefore, I don't want an a.m./f.m. receiver. Still less do I want one with two or three short-wave bands as well, for I prefer to use a special short-wave receiver for the reception of distant stations. I'd like my money to go

into really good v.h.f., i.f. and a.f. circuitry and components and not into a whole lot of things that I'd never use. I believe there is a future for Band II only receivers and I am glad to see that two or three manufacturers were featuring them at Earls Court.

In Western Germany

Writing of f.m. reminds me to thank a kind reader, who was recently serving in Western Germany with the R.A.F., for sending me a list of the Band II f.m. broadcasting stations operating in that country. It contains no fewer than 109; but as it is dated September, 1953, there are probably a tidy few more in action by now.* Of 40 channels between No. 2 (87.6 Mc/s) and No. 41 (99.3 Mc/s) 35 were then in use by West German stations. From the look of the map which accompanies the list I'd say that there must be few places in that country—except, possibly in the more mountainous districts—that aren't within the service area of a v.h.f. station. What's more, I'm told that the modulation bandwidth is 10-12 kc/s. The figure isn't official;

* The latest edition of our "Guide to Broadcasting Stations" includes nearly 150.—Ed.



"WIRELESS WORLD" PUBLICATIONS

	Net Price	By Post
SECOND THOUGHTS ON RADIO THEORY. "Cathode Ray" of <i>Wireless World</i>	25/-	25/8
GUIDE TO BROADCASTING STATIONS 1955-56. Compiled by <i>Wireless World</i>	2/6	2/8
WIRELESS WORLD F.M. TUNER. S. W. Amos, B.Sc. (Hons.), A.M.I.E.E., and G. G. Johnstone, B.Sc. (Hons.)	2/-	2/2
RADIO LABORATORY HANDBOOK. M. G. Scroggie, B.Sc., M.I.E.E. 6th Edition	25/-	26/3
STUDIO ENGINEERING FOR SOUND BROADCASTING. B.B.C. Engineering Training Manual by members of the B.B.C. Engineering Division. General Editor J. W. Godfrey.	25/-	25/6
INTRODUCTION TO VALVES. R. W. Hallows, M.A. (Cantab.), M.I.E.E., and H. K. Milward, B.Sc. (Lond.), A.M.I.E.E.	8/6	8/10
WIRELESS WORLD TELEVISION RECEIVER MODEL II: Complete constructional details with notes on modernizing the original design	3/6	3/9
SOUND RECORDING AND REPRODUCTION. A B.B.C. Engineering Training Manual. J. W. Godfrey and S. W. Amos, B.Sc. (Hons.), A.M.I.E.E.	30/-	30/8
ADVANCED THEORY OF WAVEGUIDES. L. Lewin	30/-	30/7
FOUNDATIONS OF WIRELESS. M. G. Scroggie, B.Sc., M.I.E.E. 5th Edition	12/6	13/-

A complete list of books is available on application.

Obtainable from all leading booksellers or from

LIFFE & SONS LTD., Dorset House, Stamford Street, London, S.E.1.

but my correspondent says that the quality is so good that he can't think that it's any less than that.

When Pictures Won't Stay Put

MOST of us with television receivers must have had bother at one time or another with the line-hold or the frame-hold of our television receivers. The component actually used for each of these controls in most, if not all, sets is a potentiometer, in series with which is one, or maybe two, fixed resistors. If the picture won't stay put in one sense or the other, the oscillator concerned is clearly not being properly held by the sync. It's not uncommon to find that just when you think you're going to get the picture steady by turning the knob in one direction you have come to the end of its travel and just can't make the tiny further movement that seems to be needed. The very first thing to suspect in such cases is the resistor(s) in series with the pot, for it's more than likely that one has gone high. If not, the valve is probably to blame. A very annoying form of slipping or rolling is that which develops when the set has been in use for a time, for you have to keep jumping up to try and steady things down by knob-twiddling. If you have that experience it's long odds on its being due to a resistor going high or the valves becoming defective as the set warms up.

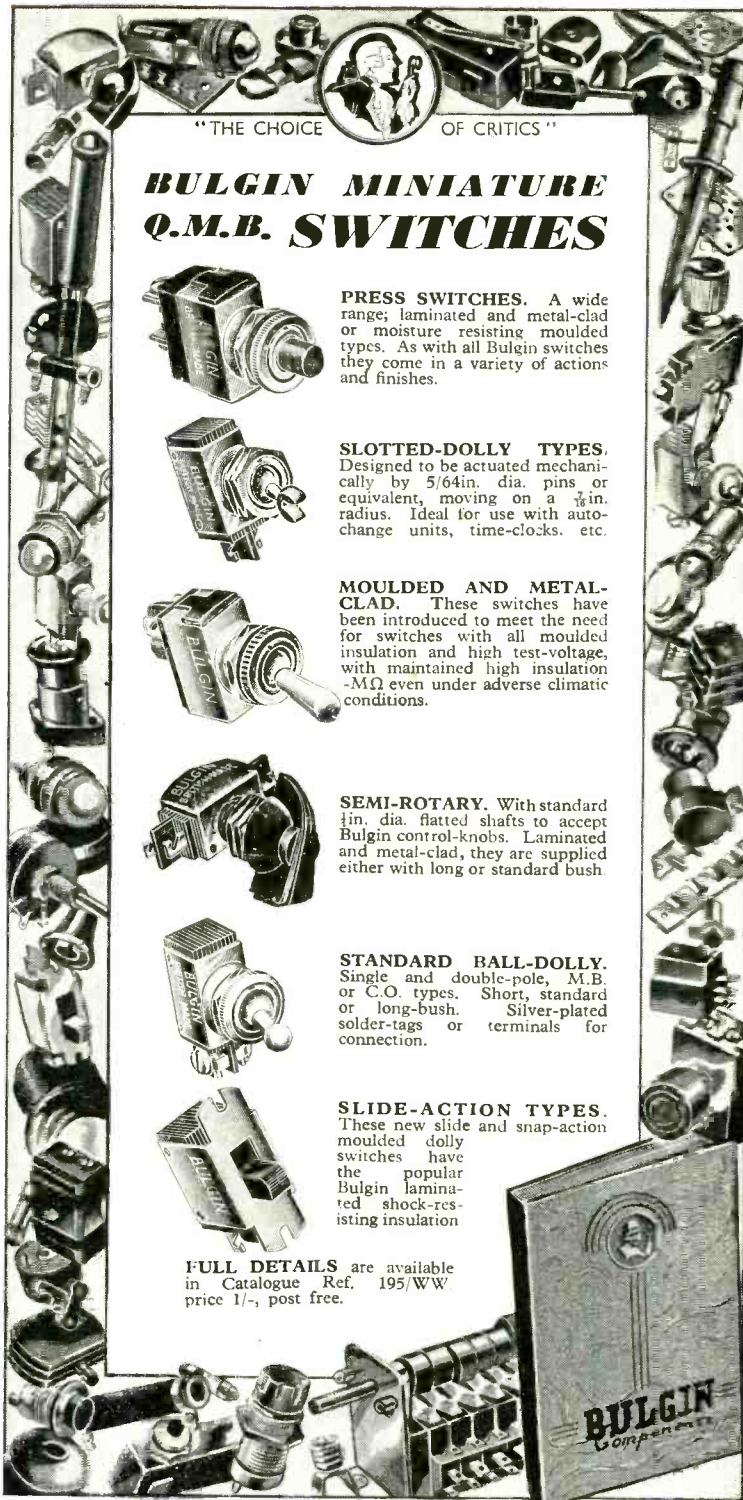
LAB. LIFE

Holidays over!—A sad refrain!
The boys are back in the lab. again:
Back to the grind, the snags, the moans—
More horrible sounds come out of the
'phones.
Noise and distortion, percentage mod.—
Who designed this? The silly old bod.!
Are you ambitious? A glutton for work?
Study each evening and plough through
the murk?
You're climbing the ladder, press on
non-stop,
Earn nearly as much as the Model Shop.
How they all laughed when it went off
BANG!
You're holding the baby for somebody's
clang.
Let's check all the drawings, they're
bound to be wrong,
The draughtsman's resigned, and you
won't be long.
During these days of trouble and strife
Peculiar to laboratory life,
There's only one thing that's worth a
small fee,
Somebody tell me how soon we'll
have tea.

E. E. Rowe.

"THE CHOICE OF CRITICS"

BULGIN MINIATURE Q.M.B. SWITCHES



PRESS SWITCHES. A wide range; laminated and metal-clad or moisture resisting moulded types. As with all Bulgin switches they come in a variety of actions and finishes.

SLOTTED-DOLLY TYPES. Designed to be actuated mechanically by 5/64in. dia. pins or equivalent, moving on a 1/8in. radius. Ideal for use with auto-change units, time-clocks. etc.


MOULDED AND METAL-CLAD. These switches have been introduced to meet the need for switches with all moulded insulation and high test-voltage, with maintained high insulation -MΩ even under adverse climatic conditions.

SEMI-ROTARY. With standard 1/8in. dia. flatted shafts to accept Bulgin control-knobs. Laminated and metal-clad, they are supplied either with long or standard bush.

STANDARD BALL-DOLLY. Single and double-pole, M.B. or C.O. types. Short, standard or long-bush. Silver-plated solder-tags or terminals for connection.

SLIDE-ACTION TYPES. These new slide and snap-action moulded dolly switches have the popular Bulgin laminated shock-resisting insulation

FULL DETAILS are available in Catalogue Ref. 195/WW price 1/-, post free.



BULGIN

A. F. BULGIN & CO. LTD.
BYE-PASS ROAD,
BARKING, ESSEX

Telephone: R1Ppleway 5588 (5 lines)

UNBIASED


By FREE GRID

"Transistor TV"

THE architects of our post-war houses seem singularly lacking in imagination. I have yet to come across a new house equipped with a coaxial TV socket in each room on the ground floor so that the trolley-borne television receiver can be taken from room to room. Surely it is high time that architects and builders installed coaxial cables at the same time as ordinary electric wiring. The TV aerial mast, too, should be architect-designed as an integral part of the house.

Even this doesn't really go far enough for the day is coming when each room will be fitted with a built-in TV screen fed from a master receiver in the roof. I am not forgetting the necessity of high voltage supply to each tube and other complications. There would, I admit, be very great complications and the ultimate solution to these will, I think, be the development of what I will call "transistor TV."

To explain my meaning I would remind you that only yesteryear we appeared unable to get away from



In 1984.

thermionic valve technique with its demand for lots of volts and amps. Almost overnight transistor technique has shown us the way out; in the same manner something will be developed which will relegate present-day television techniques to the Science Museum. The thermionic valve is on its way out and a decade hence the c.r. tube will be following it.

Radio Golf Balls

FROM an item of news in *Tele-Tech* (August 1955) I learn that the Great White Chief of a big American radio concern has had a radio transmitter built inside a plastic golf ball. I need hardly say that use of a transistor has made this possible. The main idea behind the construction of this radio golf ball is the

boosting of transistor technique for not only does it show the compactness of transistors but also their ruggedness. Knocking the ball about does not put the transmitter out of action.

One useful feature is that the radiated signals are sufficiently strong to be picked up on a personal portable so that it is very easy to locate a lost ball by ordinary d.f. methods. If such unlosable golf balls could be produced cheaply they would find a ready market among Scotsmen.

The idea is not so simple as one I dealt with in these columns some years ago. I suggested that golf-ball manufacturers should incorporate a small piece of radio-active material in the core so that a lost ball could easily be found by rooting around the long grass with a Geiger counter.

Transmondial Television

ONE idea which I have always wanted to see tried out is the interchange of television programmes between this country and the U.S.A.

and now at last there seems to be nothing to hinder the installation of a link similar to that being set up between England and France.

As the result of the experience we have gained with the experimental European link I think we can dispense with any temporary American link and get to work immediately on a permanent one. The sea—three thousand miles of it—has always been the impassable barrier to the men of little imagination in the ranks of radio engineers. I asked one of these professional obstructionists why it was impossible to send TV signals to America across the shortest sea route.

As I expected, he fell into my trap and pointed out with a great wealth of sarcasm that the gap of 1,800-odd miles between Newfoundland and Ireland would prove a far more formidable task for television engineers than Brown and Alcock found it for the first transatlantic plane crossing in 1919. He was quite incredulous when I retorted that there was only sixty miles of sea separating London from New York and that even this was broken up by the presence of an island into two stretches of 22 and 38 miles.

It will be quite obvious to readers of *Wireless World*, of course, that the two stretches of sea are the Straits of Dover and the Bering Strait, the island being the continents of Europe



A professional obstructionist.

and Asia which together form the world's largest island as they fulfil the definition of a piece of land surrounded by water. There is no longer any political reason why a chain of relay stations should not be built between Calais and the Asian shore of the Bering Strait from which it is a mere 38 miles across to the U.S. territory of Alaska.

Back to Methuselah

IN the announcement in the September issue of the publication of "Second Thoughts on Radio Theory" mention is made that "Cathode Ray" has been writing for *Wireless World* for over twenty years. This set me wondering who is the "oldest inhabitant" among *Wireless World's* regular contributors. After much turning up of old issues I found that the palm must be awarded to the Editor himself, whose name first appeared as a contributor over thirty years ago. I myself take second place with just over a quarter of a century while "Diallist" and "Cathode Ray" both have over twenty years to their credit.

I was interested in "Diallist's" reference to myself in one of his recent radiations in which he told us that he began writing his feature for *W.W.* on January 18th, 1935, and has never missed an issue. "Unbiased" commenced on September 17th, 1930, and so I have 4½ years seniority. I must confess, however, that "Unbiased" has not appeared in every issue since it started.

There are also one or two "irregular" contributors like M. G. Scroggie (28 years) and W. T. Cocking (26 years) who are also entitled to claim admission to the Methuselah Club. I am, however, more interested in readers than in writers and I have often wondered how many genuine readers—since-the-first-number (April 1911) are still on this side of Jordan.

**20,000 ohms
per volt plus
AUTOMATIC Overload
Protection**

Produced in response to a demand for a high sensitivity version of the world-famous Universal AvoMeter, this model incorporates the traditional design features of its predecessors, so highly valued for simplicity of operation and compact portability.

It has a sensitivity of 20,000 ohms per volt on all D.C. voltage ranges and 1,000 ohms per volt on A.C. ranges from 110 V. upwards. A decibel scale is provided for audio frequency tests. In addition, a press button has been incorporated which reverses the direction of current through the moving coil, and thus obviates the inconvenience of changing over test leads when the current direction reverses. It also simplifies the testing of potentials, both positive and negative, about a common reference point. A wide range of resistance measurements can be made using internal batteries, separate zero adjustment being provided for each range.

It is of importance to note that this model incorporates the "AVO" automatic cut-out for protection against inadvertent overloads.



£23 : 10s.

Size 8½" × 7¼" × 4½"
Weight 6½lbs. (including leads)


D.C. VOLTAGE	D.C. CURRENT	A.C. VOLTAGE	A.C. CURRENT
2.5V.	50µA.	2.5V.	100mA.
10V.	250µA.	10V.	1A.
25V.	1mA.	25V.	2.5A.
100V.	10mA.	100V.	10A.
250V.	100mA.	250V.	—
1,000V.	1A.	1,000V.	—
2,500V.	10A.	2,500V.	—

RESISTANCE	
First indication 0.5Ω	
Maximum indication 20MΩ	
0—2,000Ω	using internal batteries
0—200,000Ω	using internal batteries
0—20MΩ	using external batteries
0—200MΩ	using external batteries

THE AUTOMATIC COIL WINDER & ELECTRICAL EQUIPMENT CO. LTD.
AVOCET HOUSE · 92-96 VAUXHALL BRIDGE ROAD · LONDON · S.W.1. Telephone: VIctoria 3404 (9 lines)



THE DUOMAGNETTE



THE LATEST ELAC FOCALISER

*Leading the
field in TV
components*



Improved beam focus and picture positioning with minimum effect on scan coils and ion trap assemblies.

- Fitted with latest type dual "Magnadur" sintered Oxide Magnets.
- Magnets DO NOT ROTATE during adjustment.
- Friction damping ensures smooth positive movement without backlash.
- Rapid and easy adjustment of focus and picture position.

*For wide angle tubes with 38 mm.
diameter necks.*


RETAIL PRICES IN U.K.

Type FD12/90 (Low flux)	22/6
Type FD13/90 (Medium flux).....	23/-
Type FD14/90 (High flux)	25/-

ELECTRO ACOUSTIC INDUSTRIES LIMITED

Stamford Works, Broad Lane, Tottenham, N.15

Telephone : TOTtenham 0505-7



**Close
tolerance
twin
triode**

▶ **for digital computers in business
and industry**

This new twin triode is specifically intended for electronic switching circuits. Its slope, standing current and cut off currents are closely controlled, and the two triode sections are accurately balanced.

The E90CC is confidently recommended for "flip-flop", gas-filled valve and other switching circuits as its close tolerance characteristics ensure excellent circuit reliability even with wide tolerance components. The special design of the E90CC also ensures that, under typical computer conditions, a long operating life can be expected.

Detailed data will be gladly supplied upon receipt of your request at the address below.

Impedance — low
Operating speed — high
Life expectancy — over 10,000 hours

ABRIDGED DATA
These figures are for each section:


V_a	100V
I_a	$8.5 \pm 4\text{mA}$
V_g	-2.1V
g_m	$6.0 \pm 1.2\text{mA/V}$
μ	27
$V_g (I_g = +0.3\mu\text{A})$...	-0.2V
P_a max.....	2.0W
I_k max.....	15mA
Heater.....	6.3V, 0.4A
Base.....	B7G

Mullard



MULLARD LTD., COMMUNICATIONS & INDUSTRIAL VALVE DEPT., CENTURY HOUSE, SHAFTESBURY AVE., LONDON, W.C.2

ANNOUNCING THE Advance 'Q' METER




- Direct reading of "Q" Range 10-400
- "C" by substitution.
- Rapid calculation of "L" and "Z"
- No "Set-Zero" problems
- Small and portable

The ADVANCE "Q" Meter is different! It is small, portable and has an excellent specification—a useful addition to any electronic laboratory and well suited for production testing. Furthermore, it is offered at a price to suit all applications. With the T1, RF measurements can be made of "Q" inductance, impedance, capacitance and power factor at frequencies between 100 kc/s. and 100 Mc/s.

Full details in leaflet W/31 which we will be pleased to forward on your request.

TYPE T1 **£55**
NETT PRICE
IN U.K.



TAILORED FOR THE JOB

It is by no means accidental that the Ferroglyph has achieved so high a reputation in every country to which exportation is possible, and at a price no greater than that of an ordinary home recorder.

One of the main contributory factors is that practically all component parts used in the Ferroglyph are made in our own works at South Shields, having been expressly designed for the function they are to perform.

Thus, by purposeful design, adequate control during manufacture, and strict inspection, standards have been established to which all Wearite/Ferroglyph components conform.

After assembly from such parts each Ferroglyph is subjected to a multiplicity of tests, culminating in a pen-recorder trace of its response and wow.

Only thus has the Ferroglyph set and maintained the standard by which all other recorders are judged.

Dealerships in several of the principal towns are still open and applications are invited.

Ferroglyph

BRIEF SPECIFICATION

Twin Track (to International standards)
Playing British and American pre-recorded tapes

Playing Time with 1,750 ft. Reel
45 minutes per track at 7½ i.p.s. (others speeds prorata)

Quick Rewind
in less than 60 seconds

Signal Level Meter
giving positive reading

MODEL 2A/N
3½ and 7½ i.p.s.
76 gns.

Frequency Response
±3 db 50/10,000 c.p.s. at 7½ i.p.s.

"Wow" and Flutter
Less than 0.2% at 7½ i.p.s.

Signal to Noise Ratio
Better than 50 db, 200/12,000 c.p.s. Unweighted, including hum, 45 db.

Longterm Speed Stability
Less than .5% variation

Output Power
2½ watts into 15 ohms

MODEL 2A/NH
7½ and 15 i.p.s.
86 gns.




WRIGHT & WEAIRE LTD

131 SLOANE STREET · LONDON SW1 · Telephone: SLOane 2214/5 and 1510



NEW RCA SSB-1 TRANSCEIVER OPENS A NEW ERA IN LOW-COST HF COMMUNICATION

COMPACT NEW RCA SSB-1 is only 24 $\frac{1}{2}$ " high, 22 $\frac{3}{4}$ " wide, 16 $\frac{1}{2}$ " deep. Ideal for simplex and duplex radio-telephone and radiotelegraph services.



FOR THE FIRST TIME in HF Telecommunications, RCA is making available the proved advantages of single-sideband communications . . . at a cost everyone can afford. This technique of communications has been used in intercontinental telephony since 1926, but never before has it been offered at such a low price.

Another advantage that will be welcomed by users of high frequency telephony and telegraphy is the extremely simple operation of RCA's new SSB-1. And of course, the SSB-1 offers you the practicality and dependability that have made RCA communications equipment world-famous. For full details, see your RCA distributor or write for free booklet today!

THE 60-WATT SSB-1 GIVES YOU THESE 6 BIG FEATURES:

1. SPECTRUM CONSERVATION—Uses less than $\frac{1}{2}$ frequency bandwidth of conventional AM.
2. HIGHER EFFECTIVENESS—60-Watt SSB-1 is equal to 500-Watt conventional AM Transmitter.
3. REDUCTION OF DISTORTION AND INTERFERENCE—50% less interference than conventional AM.
4. VERSATILITY—Four channels, telegraphy and telephony.
5. SIMPLICITY—Does not require a technical operator.
6. ECONOMY—Low initial and operating costs.

FREE

Send for booklet giving full details of the new RCA SSB-1. Write:




TRADEMARK(S) & REGISTERED
MARCAS(S) REGISTRADA(S)



RCA INTERNATIONAL DIVISION
RADIO CORPORATION of AMERICA
30 ROCKEFELLER PLAZA, NEW YORK, N. Y., U. S. A.

KLYSTRONS 'ENGLISH ELECTRIC'

The valves tabulated below are examples from our standard range. The frequency coverage can be varied, within certain limits, to suit the requirements of equipment designers. Further particulars are available on request.



Tube Type	C.V. No.	Minimum Mechanical Frequency Range (Mc/s)	Typical Operation		Type of Tuner
			R.F. Power Output (mW)	Electronic Tuning Range (Mc/s)	
K.300† K.328†		9320-9500 9555-9685	25.0 25.0	30 30	Micrometer Micrometer
K.302*	2164	9320-9500	25.0	30	Micrometer
K.305*	2263	9250-9500	25.0	30	External Pin
K.312*	2273	9430-9650	25.0	30	Micrometer
K.313*		9645-9775	25.0	30	External Pin
K.335*	2343	9555-9685	25.0	30	Micrometer
K.308*	2282	8800-8900	30.0	30	Micrometer
K.315*		9105-9205	30.0	30	Micrometer
K.317*		8200-8300	30.0	30	Micrometer
K.311*		8500-9500	40.0	25	Shaft
K.324*	2304	9000-10000	40.0	25	Shaft

† Operate into Standard British Waveguide (1.0" × 0.5" inside dimensions).




* Operate into Standard American Waveguide (0.9" × 0.4" inside dimensions).

All valves are supplied with an integral resonant cavity.

ENGLISH ELECTRIC VALVE CO. LTD.



Waterhouse Lane, Chelmsford
Telephone: Chelmsford 3491



**PAINTON
WINKLER
SWITCHES**

FOR FULL DETAILS OF THESE SWITCHES,
PLEASE WRITE FOR LEAFLET SSI/1.

PAINTON
Northampton England

BY APPOINTMENT TO THE PROFESSIONAL ENGINEER



FOR SOUND REPRODUCTION

We are proud of the vast number of our loudspeakers incorporated in radio and television receivers used throughout the world. Their quality of reproduction and unfailing performance have been amply proved over many years in every climate and condition of service.

Rola Celestion Ltd.

FERRY WORKS, THAMES DITTON, SURREY
TELEPHONE: EMBerbrook 3402 6

This
ALUMINIZED
 Picture tube gives



60% brighter pictures
 more contrast
 extra tube life

AN Ediswan Mazda aluminized picture tube gives a picture 60% brighter and more contrasty than is possible with an ordinary tube.

In addition, Ediswan aluminizing protects the screen from ion burn and, with the new Ediswan ion trap tetrode gun to protect the cathode, tube life is increased.

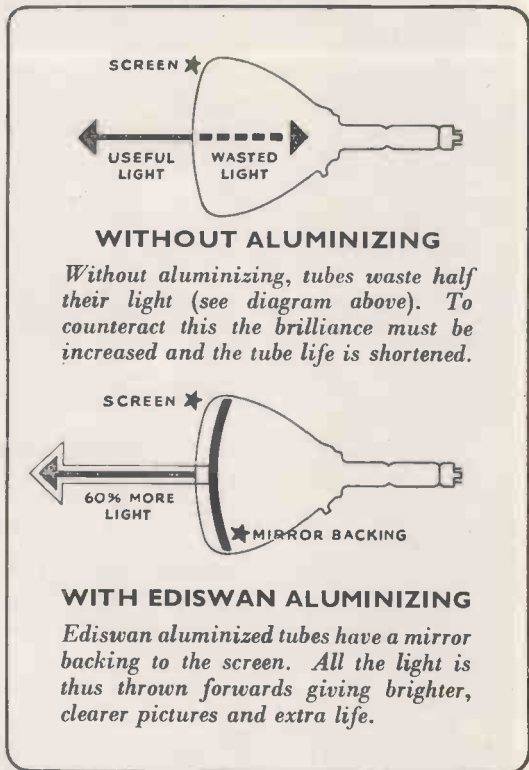
Ediswan production methods, which include the special in-line vacuumizing system, ensure a higher, more uniform standard of lasting efficiency. For complete satisfaction demonstrate and recommend Ediswan Mazda aluminized picture tubes.

EDISWAN
 M A Z D A

ALUMINIZED CATHODE RAY TUBES

THE EDISON SWAN ELECTRIC COMPANY LIMITED,
 155 Charing Cross Road, London, W.C.2 and Branches.

Member of the A.E.I. Group of Companies.



WITHOUT ALUMINIZING

Without aluminizing, tubes waste half their light (see diagram above). To counteract this the brilliance must be increased and the tube life is shortened.


WITH EDISWAN ALUMINIZING

Ediswan aluminized tubes have a mirror backing to the screen. All the light is thus thrown forwards giving brighter, clearer pictures and extra life.


NATION WIDE SERVICE

6 fully equipped cathode ray tube service depots provide better, quicker tube testing should the need arise. Stocks of tubes are available in 26 Ediswan Offices. Only Ediswan give such complete backing to the Trade.

RV9



**for
radio
ceramics**



STEATITE & PORCELAIN PRODUCTS LTD.



Stourport-on-Severn, Worcestershire. Tel: Stourport 111. Telegrams: Steatoin, Stourport


SP37

The EDDYSTONE 770 R/U

V·H·F

Communications Receivers

SPECIALLY SUITABLE FOR
MONITORING · FIELD
TESTS, LAB. WORK etc.



The "770R" Receiver has a frequency coverage of 19 Mc/s to 165 Mc/s. It accepts CW, AM telephony and wide and narrow band FM telephony. AC mains operation. The "770U" Receiver covers 150 Mc/s to 500 Mc/s; has positions for amplitude modulated and frequency modulated signals; operates from AC mains but is also adapted for use with external power supplies. Both receivers incorporate specially designed 6 range turrets and tuning capacitors, ensuring an excellent performance and complete reliability. Full information and performance curves will be sent on request.

A Communications Receiver for use where

Highest Grade
equipment is
called for — the

EDDYSTONE

Model "730"




Model "730" is a versatile 15 valve Professional Communications Receiver of the highest quality and performance. The basic model covers 480 kc/s to 30 Mc/s in 5 ranges. Weight 58 lbs. The receiver can be supplied to meet special requirements such as crystal controlled spot frequencies, crystal calibrator, optional output impedances and colour finishes. The outstanding features of the "730" are the result of a wide design experience in Home and Overseas Communication markets during the past thirty years.

Manufacturers:

STRATTON & CO. LTD. WEST HEATH BIRMINGHAM

FERRANTI T.R. and A.T.R. CELLS for RADAR EQUIPMENT




The Ferranti ranges of T.R. and A.T.R. Cells cover the 3 cm., 10 cm., and 30 cm., bands. Tunable and Broad Band types are available and a number of American equivalents are manufactured.



FERRANTI LTD. CREWE TOLL, FERRY ROAD, EDINBURGH 5

London Office: KERN HOUSE, 36, KINGSWAY, W.C.2.

new world-beating 'SCOTCH BOY' Regd. Trade Mark extra-play magnetic recording tape 190m



Tough, thin,
polyester base

**GIVES
UP TO
6 HOURS
PLAYING
TIME**

—packs 1,800 feet on
normal 1,200-foot reel.

THE FINEST BASE-FILM EVER MADE

The astonishing new polyester base-film for 'Scotch Boy 190M,' is so much stronger than other tape bases that it can be made 33½% thinner—and still be stronger. This means you get 50% more length—and 50% EXTRA PLAYING TIME—on the same-sized reel.

Polyester film is a naturally limp and flexible material, and is little affected by temperature and humidity changes. 'Scotch Boy 190M' tape conforms snugly to recorder heads, is easy to handle, winds trimly, and tracks smoothly. It has an indefinite life in storage, and is an ideal tape for archive purposes.

NEW THIN COATING

The new and potent oxide coating of 'Scotch Boy 190M' tape gives clear, crisp reproduction of every frequency in the audible range. High-frequency response shows a specially notable improvement. Output variations from reel to reel and within each reel are remarkably small and, as with all Scotch Boy tapes, background noise is negligible.

THE WORLD'S FINEST TAPE

'Scotch Boy 190M' has been developed and produced in Britain by the 3M Company. Its appearance in Britain is its first appearance in the world. This is a landmark in the development of tape recording.

'SCOTCH BOY' 190m

MAGNETIC RECORDING TAPE

with polyester base

ANOTHER  PRODUCT

MINNESOTA MINING & MANUFACTURING CO. LTD.
LONDON, BIRMINGHAM, MANCHESTER AND GLASGOW.



Osram
nine · one · two

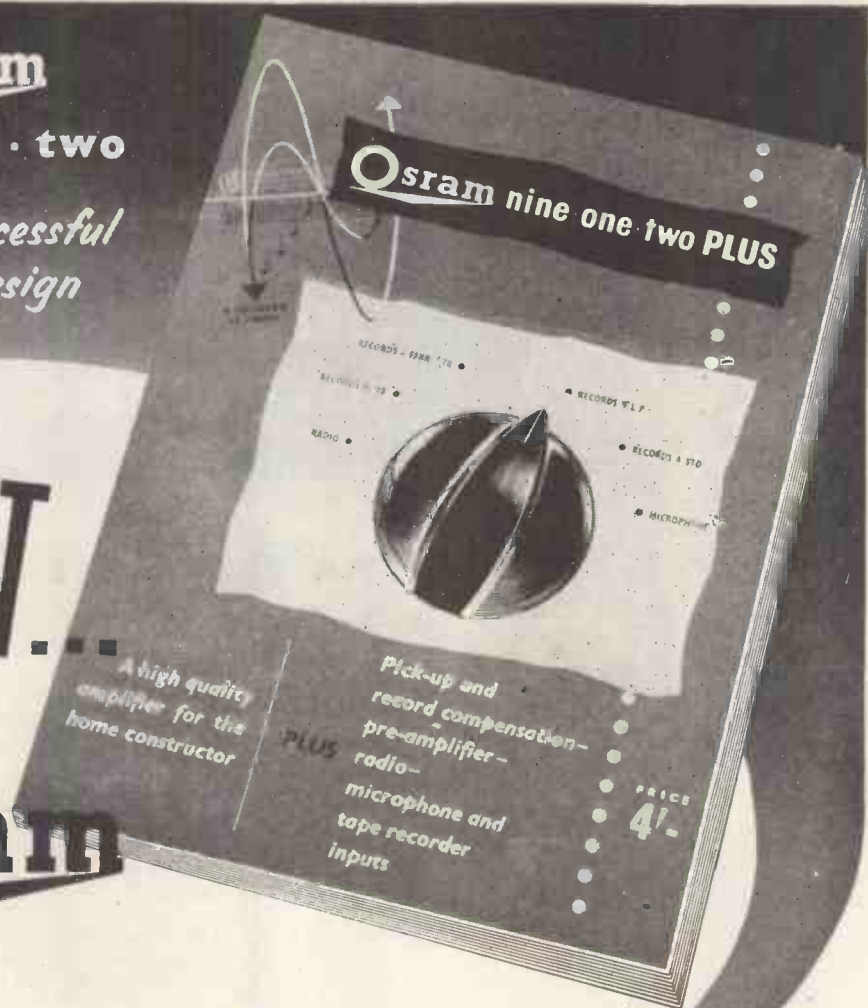
*the most successful
amplifier design*

now...



nine · one · two PLUS

**Six position fully screened
Selector Switch, with or
without pre-amplifier, to
cater for all types
of record, various types
of pick-up, radio and
microphone inputs.**



This book gives details of how to modernise this popular Amplifier. Stage by stage wiring instructions are included for the improved '912', and there are many additional valuable features. By purchasing this book, you can read how to bring up-to-date your existing Osram '912' or obtain full details for constructing this versatile and remarkable Amplifier for High Quality Sound Reproduction. It costs 4s. 0d. from your dealer or by post 3d. extra from Osram Valve & Electronics Dept.

m-i-n-u-t-e-s *into seconds...*

with the brilliant NEW
Superspeed
SOLDERING IRON

MANUFACTURED FOR ENTHOVEN SOLDERS LTD. BY SCOPE LABORATORIES, MELBOURNE, AUSTRALIA



STAR FEATURES

- ★ Heats up from cold in 6 seconds—by a light thumb pressure on the switch ring.
- ★ When not in use, current is automatically switched off—thus greatly reducing wear of copper bit. Electricity consumption is correspondingly reduced.
- ★ It is 10" long, weighs 3½ ozs., can be used on 2.5 to 6.3-volt supply. 4-volt transformer normally supplied.
- ★ More powerful than conventional 150-watt irons and equally suitable for light wiring work or heavy soldering on chassis.
- ★ Simple to operate, ideal for precision work. Requires minimum maintenance at negligible cost. Shows lowest operating cost over a period.
- ★ Can be used from a car battery.
- ★ It is by far the most efficient and economical soldering iron ever designed for test bench and maintenance work.



STAR APPLICATIONS

Designed on an entirely new principle, this light-weight, versatile iron is eminently suitable for soldering operations in the RADIO, TELEVISION, ELECTRONIC and TELECOMMUNICATION industries, particularly for all SERVICE work. For general purpose work the Superspeed Iron is the ideal stand-by soldering tool.

The **Superspeed** soldering iron is available **NOW**

Write for full particulars, including guarantee terms and free trial facilities, to the sole concessionaires in this country—

ENTHOVEN SOLDERS LIMITED
 (Industrial Equipment Division), 89 Upper Thames St.,
 London, E.C.4. Telephone: MANsion House 4533

20 Mc/s FREQUENCY MONITOR

The Automatic Frequency Monitor (20 Mc/s) is but one of a series of high grade monitors now in course of manufacture for the accurate measurement of frequency.

Employing hard valve techniques throughout, it will measure any frequency in the range 10 c/s to 20 Mc/s to an accuracy within ± 1 part in 10^6 .

The result, in decimal notation, is presented on eight panel mounted meters each scaled from 0 to 9 and the unknown frequency is automatically remeasured every few seconds.

This new equipment presents a considerable advance in frequency measuring techniques and apart from normal laboratory applications, is ideally suited for incorporation in production testing routines.

Full technical information on this and other frequency measuring equipment is available on request.



CINEMA TELEVISION LTD

A COMPANY WITHIN THE J. ARTHUR RANK ORGANISATION

WORSLEY BRIDGE ROAD · LONDON · S.E.26
HITHER GREEN 4600

SALES AND SERVICING AGENTS:

Hawnt & Co. Ltd., 59 Moor St. Birmingham, 4

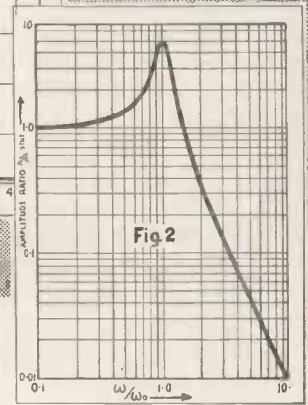
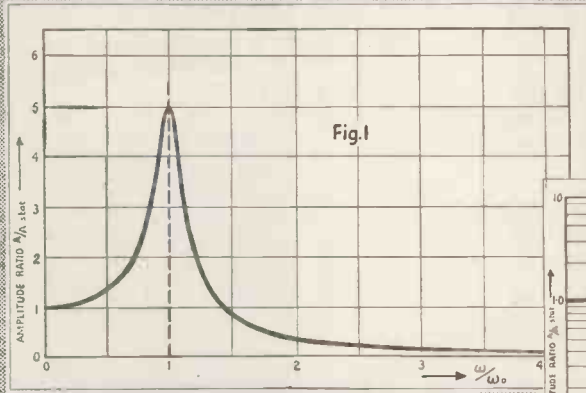
Atkins, Robertson & Whiteford Ltd., 100 Torrisdale Street. Glasgow, S. 2

F. C. Robinson & Partners Ltd., 122 Seymour Grove, Old Trafford, Manchester, 16

THE **FIRST** IN A SERIES IN THE INTERESTS OF A BETTER UNDERSTANDING OF VIBRATION TECHNIQUE

do you know...!

that when a vibrator is mass controlled
it acts as a constant acceleration device



*
*
*
*
*
*
*
*
*
*
*
*
*
*
*
*
*
*
*
*
*

When a vibration generator is driven from a variable frequency source of supply, the amplitude response will be as shown in Fig. 1, for a given value of damping. The frequency at which the resonance peak occurs ω_0 is dependent on the total mass and stiffness of the dynamic system. At the lower frequencies, a substantially flat amplitude response is displayed and the system is stiffness controlled. At the higher frequencies the inertia force is predominant and the amplitude response decreases inversely as the square of the frequency. These points are shown more markedly in Fig. 2 where the same curve is plotted on logarithmic scales. The corresponding acceleration over the higher range being proportional to $A\omega^2$ is therefore constant. The constant amplitude response in the lower frequency range can be artificially extended by introducing extra stiffness in the form of springs so that ω_0 the frequency of the fundamental resonance is increased.


If you have a vibration problem—

★ *fatigue testing, torsional or flexure testing or structural investigation — consult Goodmans first. The Goodmans Vibrator Range includes models developing ± 500 lb. to a midget with force output of ± 2 lb.*

Full technical data from "Vibration Dept. W"



Vibration Generators



You are there...

The dominant diapason of a liner's siren and the higher pitch of that of a tug, combined with the noise of chains and winches produce a miscellany of sounds which tax the finest reproducing system.

Many set-makers throughout the World who demand loud-speakers which do justice to such complex sounds are already our customers, for R. & A. reproducers, suitably mounted and driven, have all the attributes to "take you there."

R & A

LOUD-SPEAKER MANUFACTURERS TO THE RADIO INDUSTRY SINCE 1930
REPRODUCERS AND AMPLIFIERS LIMITED . WOLVERHAMPTON . ENGLAND

Caslite

Iron Dust Cores

by **Plessey**


Bigger Standard Range . . .

Under the registered name CASLITE, The Plessey Company presents a range of superior iron dust cores of the types in constant demand by the radio industry. New manufacturing techniques developed at the Towcester factory have resulted not only in the establishment of a better product within the various material gradings but also in more economic production. In consequence, prices are keenly competitive.

Where cores outside the standard range are required, the Company is always willing to advise on design and to produce iron dust cores to suit special needs.

Better Product . . .

Due almost entirely to their own continuity of effort to improve the performance of iron dust cores, The Plessey Company now hold an unchallenged position in the breadth and quality of their standard range of cores, both for use at normal I.F. and broadcast frequencies and again for the more recent exploitation of the V.H.F. region and television. In the latter context, the Company is able to announce the introduction of several materials possessing greatly improved qualities for use in these fields. These are the Grade 22 and Grade 23 powders, mechanically suitable for use in conventional constructions and available at economic prices.



Manufacturers are invited to write for Plessey Publication No. 650/2 which contains comprehensive details of these products.

'Caslite' Iron Dust Cores are produced by

THE CHEMICAL & METALLURGICAL DIVISION OF PLESSEY • WOOD BURCOTE WAY • TOWCESTER • NORTHANTS

PC2a

SenTerCel H.T. rectifiers

from 125V 30mA

to 250V 300mA

Specially designed for use in domestic Radio & Television receivers, these miniature rectifier stacks have an established position with manufacturers to whom reliability, small dimensions and low costs are important.

FEATURES

- Instant starting — no warming-up period
- Unlimited instantaneous overload
- No limit to size of reservoir capacitor
- Simple mounting—no valve holder
- Withstand overloads such as charging current of de-formed electrolytic capacitors
- Low heat dissipation
- Practically Indestructible in service
- Simple wiring—two connectors only
- Small size . . . low weight
- LOW COST

TYPE	RM0	RM1	RM2	RM3	RM4	*RM5
Maximum ambient temperature	35°C	55°C	35°C	55°C	40°C	55°C
Maximum output current (mean)	30mA	15mA	60mA	30mA	120mA	300mA
Maximum input inverse voltage (V.m.s.)	125V	350V	125V	350V	250V	250V
Max instantaneous peak current	Unlimited	Unlimited	Unlimited	Unlimited	Unlimited	Unlimited
Weight	0.82 oz.	1 oz.	1.4 oz.	2 oz.	4.5 oz.	4.75 oz.

*For use in voltage doubler circuits the peak inverse and maximum input voltages are halved, current output being as for half wave operation.




Standard Telephones and Cables Limited

Registered Office : Connaught House, Aldwych, London, W.C.2

RECTIFIER DIVISION: Edinburgh Way, Harlow, Essex.

Telephone: Harlow 26811

All the Fun of the Classic Audio Fair



There must be a great many people who don't get all the fun out of their records. Enormous care is taken to ensure that all the music goes on to the record, and the musicians take great pains to give a worthy performance. But if the record reproducer is not up to the job, the whole effect can be spoiled.

Here at Classic we take our fun seriously. Our Audio Fair is open daily (9.0-5.30 Monday to Friday, closing 1 p.m. on Wednesdays and 6 p.m. on Saturdays) all the year round, so that all lovers of good music can hear the difference that really good equipment can make.

The selection of Hi-Fi equipment is the widest you can find under one roof, and comparative demonstrations and good advice will help you to select the precise equipment for the results you want to get.

But if you live in Baghdad and you really can't come to the Fair, write for our free catalogue.

for fair play all the time

CLASSIC

ELECTRICAL CO. LTD.

THE "HI-FI" SPECIALISTS,

352 - 364 LOWER ADDISCOMBE ROAD, CROYDON, SURREY.

Telephone: ADDiscombe 6061



AUDIO
PERFECTION



Garrard

THE
FINEST
RECORD PLAYING
EQUIPMENT
IN THE
WORLD





60 Watt H.F. FIXED STATION

This completely new Pye equipment has been specifically designed for point-to-point communication and will fulfil equally well a ground-to-air role in air traffic control systems.

Push button control brings any one of four preselected channels into immediate operation; this facility is also available when the equipment is installed for remote unattended operation. The 60 watt Fixed Station Transmitter offers R/T, C/W, or M.C.W. operation with 'break-in' facilities on telegraphy.

The equipment is suitable for unattended operation in the tropics.



Telecommunications

CAMBRIDGE

ENGLAND



<p>Pye New Zealand Ltd. Auckland C.I., New Zealand</p> <p>Pye Radio & Television (Pty.) Ltd. Johannesburg South Africa</p>	<p>Pye Canada Ltd. Ajax, Canada</p> <p>Pye Limited Plaza de Necaxa 7 Mexico 5</p>	<p>Pye-Electronic Pty., Ltd. Melbourne, Australia</p> <p>Pye Limited Tucuman 829 Buenos Aires</p>	<p>Pye Ireland, Ltd. Dublin, Eire</p> <p>Pye Limited 5th Avenue Building 200, 5th Avenue, New York</p>
--	---	---	--

PYE LIMITED

CAMBRIDGE

ENGLAND

Telephone: TEVERSHAM 311



FLEXIBLE REMOTE CONTROL OUTFITS

Our experience in the industrial field has indicated that there is a definite need for this type of outfit offering facilities for making prototype flexible remote controls as required.

The two gauges of Remote Control flexible shafts in these outfits cover the range of torque loadings required for • volume controls • all types of wave change switches • condensers • all controls likely to be met in electronic, radio and television equipment.

The outfits are reasonably priced and comprise:

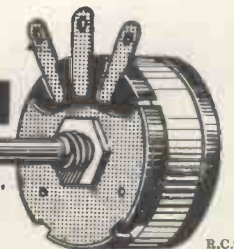
- No. 130 (.130 in. dia.) for remote controls up to 4 in. length.....£7. 0.0
- No. 150 (1.150 in. dia.) for remote controls up to 6 in. length.....£7.10.0

(For use without flexible casing)




BRITANNIA WORKS, 25-31 ST. PANCRAS WAY, LONDON, N.W.1.

Telephone : EUSton 5393



The S. S. White Company will be pleased to advise which Outfit is most suitable for specific applications.

A detailed Parts List is available upon request.



Thousands of LAB Continuous Storage Units are daily solving the problem of control and storage of the great range of resistors. Compact, and capable of storing up to 720 separate resistors, LABpak make selection positive, simple and speedy. Now that Ceramicaps, Histabs and Wirewound resistors have been added to the carded range the usefulness of LABpak storage units is enhanced.

FREE with any purchase of the LABpak range, these units are the complete answer to the storage problems of small production units, laboratories, etc.

MAKE UP YOUR ORDER TODAY — DELIVERY EX-STOCK

All LABpak resistors are carded in ohmic value, rating and tolerance, colour indexed and tabbed for easy selection.

REF.	WATTS	MAX. VOLTS	OHMS	MIN. ORDER FOR FREE UNIT	UNIT STORAGE CAPACITY
------	-------	------------	------	--------------------------	-----------------------

RESISTORS

T	$\frac{1}{2}$	250	10 to 10M	240	720
R	1	500	10 to 10M	180	500

Tolerances available $\pm 20\%$ 10% 5%

HIGH STABILITY RESISTORS

HS3	$\frac{1}{2}$	750	1 to 500M	93	500
-----	---------------	-----	-----------	----	-----

Tolerances available $\pm 5\%$ 2% 1%

WIREWOUND RESISTORS

LM	5 & 10	—	5 to 100K	72	300
LP	5 & 10	—	5 to 100K	72	300

CERAMICAPS


CER	Tubular	500	3 to 470pf	141	500
HK	Tubular	500	470 to 5000pf	141	500
HKD	Disc	500	470 to 5000pf	141	500

Tolerances available $\pm 2\%$ 10%

The LAB Continuous Storage Units are available from your normal source of supply, but more detailed information and literature can be obtained from

THE RADIO RESISTOR COMPANY LIMITED

50 ABBEY GARDENS, LONDON, N.W.8 • Telephone: Maida Vale 5522



B.C.C. V.H.F. Mobile Radio



BRITISH COMMUNICATIONS CORPORATION LIMITED

Second Way, Exhibition Grounds, Wembley, England

Telephone: WEMbley 1217

Telegrams: BEECEEECE

NEW ARCOLECTRIC SIGNAL LAMPS

For Low Voltage or Mains

Illustrated are a few signal lamps taken from our wide range. The insulation of every Arcolectric signal lamp will resist a flash test of 1,500 volts A.C. The S.L.90 illustrated here is a typical Arcolectric low voltage signal lampholder. It is designed to accept popular M.E.S. bulbs. The bulb is accessible from front or rear of panel. The domed plastic lens surrounded by a polished chrome bezel gives a most attractive panel appearance. This holder can be fixed in a single $\frac{3}{4}$ in. hole. The mains voltage signal lamp SL88/N is supplied complete with an M.E.S. neon tube and a suitable series resistance.

Write for Catalogue No. 130



S.L.88/N



S.L.90



S.L.86



S.L.82



S.L.92

ARCOLECTRIC
SWITCHES · LTD

CENTRAL AVENUE, WEST MOLESEY, SURREY. TELEPHONE: MOLESEY 4336 (3 LINES)

W & L COMPONENTS LTD

8 CAMDEN HIGH STREET, LONDON, N.W.1. Tel : Eus 7844 (near Mornington Crescent Underground)


F M TUNER



An extremely sensitive 5-valve tuner with internal power supply for AC Mains 200/250 volts. 2 position switch for Gram and F.M. (tuner switched off in Gram position). Permeability tuned and temperature compensated against drift. Geared drive with illuminated calibrated dial Valve line-up: ECC85 twin triode as grounded grid RF stage and mixer. 6BJ6 I.F. amplifier 6BJ6 limiter 6AL5 ratio detector 6V4 rectifier. Your existing radio or amplifier converted to FM in a few minutes.

Price **£13 15 0** Complete
(including Tax)
Carriage and Packing 7/6 extra.

7 VALVE RADIOGRAM CHASSIS



Three Wavebands:—
SW 13.6 m. to 50 m.; M.W. 195 m. to 550 m.; L.W. 800 m. to 2,000 m.

7 latest type valves: 12AH8, 6BW6, 6AT6, 12AX7, 2-6AQ5, 5Y3. Push Pull Output. AC Mains 200/250. Output transformer fitted. Large illuminated dial. Sockets for speaker and pick-up. 4 position wavechange switch. High Q RF and IF coils. Special detector circuit for high gain and superior A.V.C. Complete with knobs.

Price **£12 12 0** (including Tax)
Carriage and Packing 7/6 extra.
AC/DC Models 10/- extra.

DC to AC CONVERTER



You can now drive that AC record changer from your DC Mains using this effective 50 cycle electronic converter. Input 200/250 DC. Output 200/250 v. AC 25/30 watts. Variable frequency and output controls. Valves: Osram 277 and two KT55's. In Push Pull. Frequency stable with Mains Variations from 190 to 250 volts. Easily fitted. Full instructions.

Price **£7 10 0** Complete.

Goodmans

The Success of the new AXIOM ENCLOSURES and of the AXIOM range of Loudspeakers when demonstrated at the National Radio Show was such that many enthusiasts were unable to gain admission to the demonstrations.



The AXIOM range now includes the AXIOM 80 for distribution to the home market for the first time. For those who wish to hear the speaker that has captivated AMERICAN HIGH FIDELITY ENTHUSIASTS, and for those disappointed at Earls Court, we are holding a short series of demonstrations at our Wembley factory as follows:—



On Saturdays, October 8th, 15th, and 22nd.

At 10.0 a.m., 11.0 a.m. and 12.0 noon.

Write for tickets (stating date and time) to:—


GOODMANS INDUSTRIES, LIMITED,

Axiom Works, Wembley, Middlesex. Tel:—WEMbley 1200



MULTITONE

SPECIALIZE
in equipment for the **DEAF**
and for **PHYSIOTHERAPY**



Actual Size of the A.V.C. Instrument (Covers removed).

AUTOMATIC VOLUME COMPRESSION

now available in the sub-miniature 4-stage

Transistor "MINUET" Hearing Aid

Multitone were the first to introduce A.V.C. in Hearing Aids in 1936. It has proved essential for:—

1. Cases of deafness with recruitment (Non-linear deafness).
2. The Quality-Conscious deaf who are unable to tolerate overload distortion.

With the Minuet, two degrees of compression can be selected by the user. In addition the instrument is adjusted during fitting to take variations in individual optimum volume requirements.

Weighs only 1½ ounces complete with battery

Inquiries should be addressed to

MULTITONE ELECTRIC CO. LTD.
223-227 St. John Street, London, E.C.1.

PIONEERS IN SOUND AMPLIFICATION

an open
Invitation
to all manufacturers
of

Photo Flash Equipment

Deaf Aids

**Private Telephone
Installations**

Amplifiers

D.C. Power Units

Spot Welding Equipment

Test Gear

Magnetisation Equipment

You are invited to regard the **TECHNICIANS** at DALY as a part of your own technical staff. Non-standard components are invariably a source of worry, therefore the Electrical Industry find the DALY "made-to-measure" service for individual requirements specially helpful and a great time-saver.

For **URGENT** problems a telephone request will bring us post haste to your factory for consultation without obligation—and you will find our readiness to help both valuable and economic.

DALY ELECTROLYTICS for ELECTRONICS and COMMUNICATIONS . . . MOTOR START . . . RADIO and T.V. . . . are in great demand throughout the world ; send for appropriate pamphlet.

DALY

ELECTROLYTIC CAPACITORS

CONDENSER SPECIALISTS FOR OVER 20 YEARS

**DALY (CONDENSERS) LTD., WEST LODGE WORKS,
THE GREEN, EALING, LONDON, W.5**

Phone : EALing 3127-8-9. Cables : DALYCON, LONDON

Precision Relays

*An extensive range
of standard types
always available
for prompt delivery*

**SPECIAL TYPES
DESIGNED TO SUIT
YOUR NEEDS**



**—THE WORLD-RENOWNED SPECIALIST DESIGNERS
AND MANUFACTURERS OF ALL TYPES OF RELAYS**



Now FREE to all!

THE E-M TECHNICAL ADVISORY SERVICE

Regardless of whether your relay problem is simple or complex, the fact remains that the only reliable solution is that which entirely eliminates risk.

We therefore respectfully invite you to avail yourself of the wide resources of technical knowledge and practical experience possessed by the specialist technicians of our Relay Division.

**Full technical data
and illustrated leaflets
promptly forwarded
on request!**

ELECTRO METHODS LTD. 12-36 CAXTON WAY, STEVENAGE, HERTS. Phone: STEVENAGE 780



BASF

MAGNETIC RECORDING

TAPE

GIVES ALL for that little extra...

1,000 metre for professional use
1,200 ft. on plastic spool
600 ft. on plastic spool
300 ft. on plastic spool
150 ft. miniature tape for postal recordings

Special tapes for GRUNDIG TK.9, TK.819 and STENOLETTE and

The New Thin Long Playing Tape on the same spool, giving 50% more tape.

... because it possesses *ALL* the qualities essential to a product that is outstanding in its field.

This PVC based recording tape is naturally a little more expensive than some other makes . . . but the initial cost is more than offset by its performance and extra-long life.

F. A. HUGHES & CO. LTD

DEVONSHIRE HOUSE · PICCADILLY · LONDON · W1

Telephone: Mayfair 8867

BASF

Trade only supplied

Dependable and Tested components for lasting efficiency!

STAND-OFF INSULATORS. Working voltage 1,500/5,000. Very high insulating resistance. Ceramic non-tracking. Silicone treated to repel moisture (ideal for tropics). Tag or spill end. We have a full range to cover most needs.

S.L.8 SPIN WHEEL DRIVE. A precision slide rule drive complete with 3 band glass scale. The spin wheel drive gives perfect control through ratio 24:1. Fitted with constant velocity coupling, eliminating strain on condenser and providing mechanical and electrical isolation from vibration and noise.

M.E. GANG CONDENSER. Available as 1, 2 or 3 gang, 490 pF. nominal capacity, matched and standardised to close limits. Cadmium plated steel frame. Aluminium Vanes. Low loss non-hygroscopic insulation. Length excluding spindle: 1 gang—1½ in. to 3 gang—3½ in.
Price 1 gang, 9/3.
2 gang, 14/-.
3 gang, 18/3

Write for full details of the complete range of precision-built components for Radio and Television industry.

JACKSON BROS.

(LONDON LTD)

KINGSWAY · WADDON · SURREY Telephone: CROydon 2754/5

Telegrams: WALFILCO · SOUPHON · LONDON



PRECISION *High Fidelity* 4 SPEED TRANSCRIPTION UNIT

WITH VARIABLE SPEED ADJUSTMENT



Engineered by Swiss
Master craftsmen for
the discerning
listener.

MAIN FEATURES

- Speed continuously variable from above 78 r.p.m. to below 16 r.p.m. Pre-set adjustable "click-in" positions for 78, 45, 33½ and 16 r.p.m.
These features are invaluable for:
Playing old celebrity discs requiring speeds above 78 r.p.m.
Tuning record pitch to a musical instrument.
Correcting for mains frequency variations.
- Accurately balanced heavy precision made turntable eliminates Wow and Flutter.
- Unique VERTICAL EDGE-DRIVE PULLEY principle eliminates Rumble.
- Less than 1% change in speed for up to 13% change in Line Voltage.
- Large resilient 4-pole constant velocity motor.
- External adjustment provided for precision diecast arm with plug-in shell. Fitted as standard with the superb Goldring Variable Reluctance Cartridge No. 500.

(Diamond Styli are available on request)

Type GL50-4 Four speed. Price **£15/15/0**
110-250 volts, 50 cycle. P.T. **£5/2/7**

Type GL50-3 Three speed. Price **£15/15/0**
100-250 volts, 40-60 cycles. P.T. **£5/2/7**

Sole Concessionaires for Great Britain and the British Commonwealth.

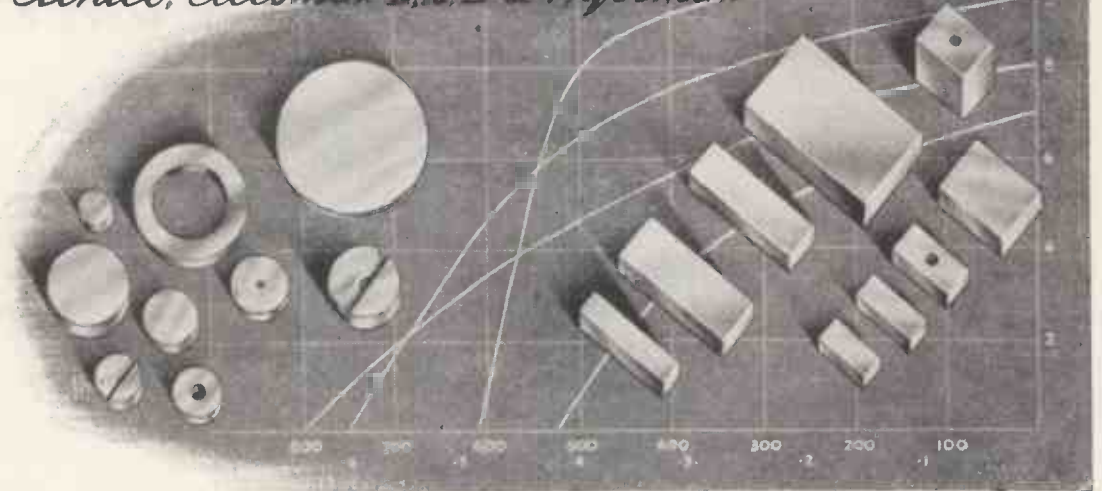
GOLDRING Manufacturing Company (Great Britain) LTD.

49-51a, DE BEAUVOIR ROAD, LONDON, N.1.

CLIssold 3444-5-6

MUREX sintered permanent MAGNETS

Alnico, Alcomax II, III & Hycomax




Sintered Magnets provide consistently high magnetic properties in large quantity production. Technical catalogues on request.

MUREX LTD (Powder Metallurgy Division)
RAINHAM, ESSEX. Rainham Essex 3322
 Telegraphic address: Murex, Rainham, Romford Telex
 London Sales Office: CENTRAL HOUSE, UPPER WOBURN
 PLACE, W.C.1. EUSton 8265

-towards perfection-

LOWTHER FM Mk.II TUNER UNIT

EXCLUSIVE LOWTHER DESIGN AND BUILD



Lowther FM Mk.II Tuner **£22.**
 Plus £7.6s. 4d. P.T.

Existing AM/FM tuner units can be modified for A.F.C. Apply for details.

Advanced circuit technique includes • tuned R.F. Pentode stage • separate oscillator valve • Pentode mixer • high gain I.F. stage • limiter stage • FOSTER-SELEY discriminator • Automatic frequency control valve • cathode follower output • 50 c.p.s. injection "check tune."

N.B.—Only Lowther offer all these features.



No finer sound than that which is broadcast can be attained. Lowther gives you just this.

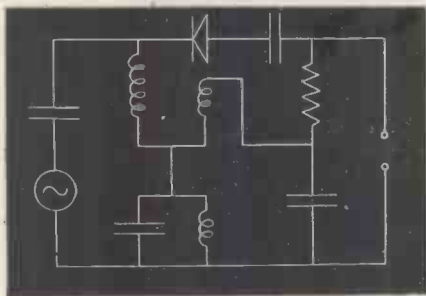
THE LOWTHER MANUFACTURING COMPANY,

LOWTHER HOUSE, ST. MARKS RD., BROMLEY, KENT, ENGLAND.

Tel.: RAVensbourne 5225

Speculation

Frankly, we don't quite understand this weird circuit ourselves. Presumably it will do this, that, and what not. For all we know, somebody will some day want to use it. We are quite sure, though, that if that time should come, Suflex Polystyrene Capacitors would be used—the Suflex capacitor is equally useful for the traditional application as for the out-of-the-way problem.



*A Victorian 'What-Not'
(From the Victoria and Albert
Museum, with thanks)*

Suflex Polystyrene Capacitors

- High insulation resistance
- Low dielectric loss
- Good capacitance stability


A quality component which may be economically used in commercial equipment

SUFLEX
Limited
LONDON

35 BAKER STREET, LONDON W1

Telephone: WELbeck 0791 Cables: Suflex London

An essential reference book for *ALL* users of TRANSFORMERS & CHOKES



GARDNERS RADIO CATALOGUE

The full catalogue is available free to industrial concerns. An abridged edition is forwarded to private users.



GARDNERS RADIO LTD., Somerford, Christchurch, Hants. Tel. Christchurch 1024


PHILIPS

Present...

GM 5660 HIGH SPEED OSCILLOSCOPE FOR PULSE, RADAR AND T.V. APPLICATIONS

Features :

- | | |
|---|--|
| 1 Vertical sensitivity 100mVrms/cm. | 5 Built in pulse generator 220-2,500c/s. |
| 2 Vertical amplifier 15 c/s—10 Mc/s (-3dB). | 6 Time base 2-50,000/u sec. in 5 ranges. |
| 3 Amplifier gain 90 X. | 7 Built in post acceleration voltage. |
| 4 Vertical input 1 M.ohm and 40 pF (Max.) | 8 Screen 10 cms. diameter. |



Made in Holland.



PHILIPS ELECTRICAL LIMITED

INDUSTRIAL PRODUCTS DEPARTMENT, CENTURY HOUSE, SHAFTESBURY AVENUE, LONDON, W.C.2.

"THE OSCILLOSCOPE AND ITS APPLICATIONS" As a result of the great demand for the original book we have now reprinted the above publication. The new edition has been brought up to date and contains new data on the design of Oscilloscopes for pulse work and television. All the original information is still included, together with one hundred illustrated samples of the use of modern Oscilloscopes and associated equipment. The "Oscilloscope and its Applications" can be obtained from us post free, at 5s. od. per copy.

THE NEW MARCONI SIGNAL GENERATOR TYPE TF 801B



FREQUENCY RANGE 10 to 500 Mc/s

NORMAL OUTPUT: 0.1 μ V to 0.5 volt, c.w. or modulated to 30% available under all conditions; 90% modulation at most carrier frequencies.

HIGH OUTPUT: up to 2 volts c.w., or 1 volt modulated, at most carrier frequencies. Sine a.m.: 1000-c/s internal or 30 c/s to 20 kc/s external. For external pulse modulation, r.f. band width extends to 3 Mc/s. Output impedance: 50 ohms. A.C. mains operated.

MARCONI INSTRUMENTS

SIGNAL GENERATORS · BRIDGES · VALVE VOLTMETERS · Q METERS · WAVEMETERS
FREQUENCY STANDARDS · WAVE ANALYSERS · BEAT FREQUENCY OSCILLATORS

MARCONI INSTRUMENTS LTD. ST. ALBANS
30 Albion St., Kingston-upon-Hull Phone: Hull Central 16144

HERTS

TELEPHONE: ST. ALBANS 6160/9
19 The Parade, Leamington Spa Phone: 1408

Managing Agents in Export:

MARCONI'S WIRELESS TELEGRAPH COMPANY LIMITED · MARCONI HOUSE · STRAND · LONDON · W.C.2
TC 68

GECALLOY CORES

FOR RADIO and T.V. APPLICATION



GRADE M.E.

Low cost cores for frequencies up to 50 Mc/s.

GRADE M.F.

High quality cores for frequencies up to 300 Mc/s.

Write for List No. GRC 5303/6


SALFORD ELECTRICAL INSTRUMENTS LTD.

PEEL WORKS • SILK STREET • SALFORD 3 • LANCS

A SUBSIDIARY OF THE GENERAL ELECTRIC CO. LTD. OF ENGLAND

MAXI-Q
REGD

WE PROUDLY PRESENT OUR LATEST HIGH STANDARD LOW PRICED INSTRUMENT WHICH WE KNOW WILL BECOME A PRIZED AND INDISPENSABLE POSSESSION IN EVERY CONSTRUCTOR'S SHACK



MODULATED TEST OSCILLATOR MTO.1

- ★ Provides a modulated signal suitable for I.F. alignment also trimming and tracking R.F. circuits.
- ★ Frequency is continuously variable from 170-475 Kc/s and 550-1,600 Kc/s.
- ★ Operates from a single 9 volt grid bias battery (not supplied) which is housed within the unit.
- ★ The case is manufactured from steel and is finished in matt black cellulose. The front panel is gloss black bearing white lettering. Dimensions are $5\frac{1}{8}$ in. x $4\frac{1}{8}$ in. x 3 in.
- ★ Supplied with full operating instructions.

PRICE **£3 - 15 - 0**

Obtainable from all reputable stockists or in cases of difficulty direct from works. General Catalogue covering technical information on full range of components, 1/- post paid.

DENCO (CLACTON) LIMITED

357/9 Old Road • Clacton-on-Sea • Essex

STOP PRESS: "MULLARD F.M. TUNER COILS" I.F. Rejectors, 510/IFF, 2/6 each. Aerial Coil L1/L2, 510/AE, 4/6. Choke L3, 510/RFC, 2/- . R.F. Coil L4, 510/RF, 2/6. Osc. Coil L5/L6, 510/OSC, 4/6. 1st IFT L7/L8, 510/IFT1, 7/6. 2nd IFT L9/L10, 510/IFT2, 7/6. Ratio Detector Transformer L11/12/13, 510/RDT, 12/6. Aluminium Chassis punched with all holes, 12/-.

"OSRAM F.M. TUNER COMPONENTS" Aerial Coil O/T1, 2/9. R.F. Coil O/L1, 2/6. Osc. Coil O/L2, 2/- 1st, 2nd and 3rd I.F.T.'s IFT.11/10.7, 6/- each. Ratio Discriminator Trans. O/T2(T5) complete with crystals, 19/6. Chassis Front Panel, Printed Dial Plate and drive mechanism, 37/6d complete.

"Complete stability independent of Load"

"... Amplifier is unique in that the performance is obtained with stability which is complete. It is thus entirely independent of load or signal conditions."

"The specification is fully met with random valve replacement from standard commercially tested valves."

"The frequency response is completely free from 'ears.' The input is not prone to embarrassment by the presence of frequencies outside the audio range."

"... ideally shaped for most applications including that of rack mounting. Engineers will appreciate the compactness and the accessibility of all components."

"The small size of the output transformer resulting from optimum choice of flux and material should be noted."

"... high tolerance of reliability due to the fact that all valves are operating well below maximum dissipation, and the H.T. supply does not exceed 340 volts."



QUAD II MAIN AMPLIFIER

SPECIFICATION

Figures for response, distortion, sensitivity and background are the pass figures on final test.

POWER OUTPUT :

15 watts throughout the range 20-20,000 c/s.

FREQUENCY RESPONSE :

Within 0.2 db 20-20,000 c/s.
Within 0.5 db 10-50,000 c/s.

DISTORTION (Measured at 12 watts output) :

Total 3rd and higher order: less than 0.1% at 700 c/s.
Higher order alone: less than 0.03% at 700 c/s.
Valve mismatching up to 25% (introducing 2nd harmonic) not to cause distortion to exceed 0.18%.
Total distortion at 25 c/s not to exceed 0.25%.

INPUT :

Sensitivity: 1.4 V. rms for 15 watts output.
Load imposed on input: 1.5 M Ω in parallel with 10 μ F.

BACKGROUND :

—80 db referred to 15 watts.

OUTPUT IMPEDANCES :

15 Ω and 7 Ω .
Effective output resistance: 1 Ω for 15 Ω output.

POWER SUPPLIES :

INPUT: 200-250 A.C. single phase (or 100-130 A.C.)
40-80 c/s.
80 watts consumption (excl. control unit, tuners, etc.)
H.T. and L.T. supplies available for external equipment:
330 V. 40 mA.
6.3 V. 3.5 A. (heater C.T. to chassis).

VALVES :

2 \times EF.86 (Z.729 or 6267), 2 \times KT.66 (5883 or 6L6G matched), 1 \times GZ.32 (54KU or 5V4G).

WEIGHT :

18½ lb. (8.3 Kg.)

DIMENSIONS :

13 \times 4½ \times 6½ in.

MECHANICAL :


All windings impregnated and housed in compound filled casings. All metal work fully rust-proof processed and stoved steel grey. Metal work, rust-proofing, finishing, transformer winding, tropicalisation, assembly and tests, all carried out under constant supervision by our AID approved inspection section. The equipment is suitable for use under all climatic conditions.

ACOUSTICAL

QUAD II

For the closest approach to the original sound

ACOUSTICAL MANUFACTURING CO. LTD., HUNTINGDON, ENGLAND



Cellular Polythene

INSULATED TELEVISION DOWNLEAD CABLES

To meet the exacting demands being made on the efficiency of aerial systems, the Glover range of Cellular Polythene insulated downleads have been designed to utilise the superior electrical properties of this new form of polythene.

Details of three designs are given as being most representative of modern practice.

The two Cables G.R.1., G.R.2. are intended for use in the service area and one G.R.3. for use in fringe areas and in situations where interference is high.

Reference No.	CELLULAR POLYTHENE				
	G. R. 1. S	G. R. 1. F.	G. R. 2. S.	G. R. 2. F.	G. R. 3.
Characteristic Impedance ohms.	75	75	75	75	75
Service Area	LOCAL	LOCAL	LOCAL	LOCAL	FRINGE
Attenuation dB/100 ft. at 50 Mc/s.	3.0	3.4	2.3	2.6	1.5
... .. 200 Mc/s.					3.3
Copper Conductor	1/022"	7/0076	1/029"	7/010"	1/044"
Diam in inches:-					
Over Polythene.	0.093	0.093	0.128	0.128	0.200
... Wire Braid.	0.117	0.117	0.152	0.152	0.230
... P.V.C. Sheath.	0.157	0.157	0.202	0.202	0.290



W. T. GLOVER & CO. LTD.

MEMBERS OF THE C.M.A.

TRAFFORD PARK MANCHESTER 17

TRAFFORD PARK 2141





*microphones,
loudspeakers,
horns,
pressure units.*

We will gladly send you our catalogue and full information on request

VITAVOX LIMITED, Westmoreland Road, London, N. W. 9. Telephone: COLindale 8671

ANTIFERRENCE

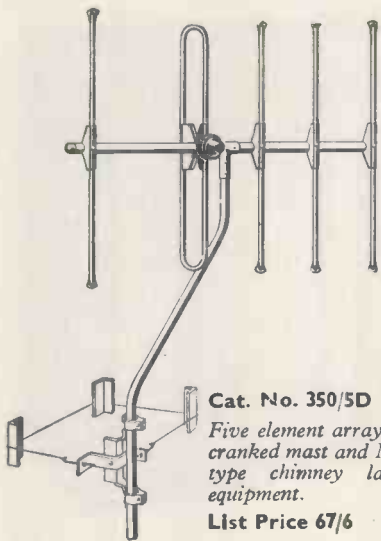
BAND 3 AERIALS

... Lead the way in Quality and Economy!

Illustrated are five of the many new aerials now available for the reception of Band 3 transmission in Channels 8 or 9 and at prices that reflect the careful planning and thought

that has gone into their construction! Our wide experience gained from Antiferrence factories on the American continent has played a large part in the development of this completely new range of aerials designed for efficiency—with economy. All the fine features of the Antiferrence Band 1 range are incorporated in these models; they are easy to install, being fully assembled and aligned for peak performance on the Band 3 frequencies.

Available from all leading Radio and TV Dealers.



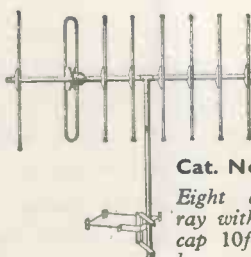
Cat. No. 350/5D
Five element array with cranked mast and NEW type chimney lashing equipment.
List Price 67/6



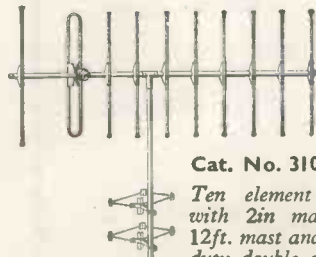
Cat. No. 330/2D
Three element array with cranked mast and universal bracket for wall or loft mounting.
List Price 44/-



Cat. No. 350/1C
Five element array with swan-neck mast and 'U' bolt grip for fitting to existing masts from 1/2 in. up to 2 in.
List Price 52/6



Cat. No. 381/6G
Eight element array with 1 1/2 in. mast cap 10ft. mast and heavy duty single chimney lashing equipment type 6.
List Price 137/6



Cat. No. 3102/7H
Ten element array with 2 in. mast cap 12ft. mast and heavy duty double chimney lashing equipment type 7.
List Price 187/6

ANTIFERRENCE LIMITED

Bicester Road, Aylesbury, Bucks.

Telephone: Aylesbury 1467/8/9

A new *Armstrong* Radiogram

Specialists in High Quality Reproduction for over 20 years

★ ★ ★ ★ ★ ★ ★ ★ ★ ★ ★ ★ ★ ★ ★ ★
★ **The Super** ★
★ ★ ★ ★ ★ ★ ★ ★ ★ ★ ★ ★ ★ ★ ★ ★

**We guarantee that this will be the
FINEST Radiogram you have ever heard**

A beautifully styled and well-made cabinet finished in Mahogany or Walnut veneer.
Twin speaker system with cross-over network incorporating the WHARFEDALE Golden 10in. (cloth suspension) and special TWEETER unit with aluminium voice coil in a heavily lagged acoustic chamber.
The ARMSTRONG 8-watt push-pull chassis incorporating negative feedback and independent Bass and Treble lift and out controls—a worthy successor in the long line of tried and proven Armstrong radio chassis
The latest COLLARO RC54 High Fidelity Autochanger with Turn-over Crystal Pickup and Sapphire Stylus.



82 guineas

We shall be glad to give you a demonstration of this and other models in our range at our Warlters Road show-rooms (open 9-6 p.m. Weekdays and Saturday). If you are unable to visit us please write for descriptive literature mentioning WIRELESS WORLD.
TRIAL IN YOUR OWN HOME. Your money will be returned if for any reason you are not satisfied after 7 days' trial.

and **FM**
The ARMSTRONG F.M. 56 Tuner designed to give the FULL benefit of the superb V.H.F. transmission will be fitted if specified (£21 extra).

GUARANTEE: All our models are sold under full and unconditional money back guarantee of satisfaction. HIRE PURCHASE facilities are available.
Other Radiograms in our range:
STANDARD 69 gns.
TWIN 57 gns.

ARMSTRONG WIRELESS & TELEVISION CO. LTD. : Warlters Road, Holloway, N.7 : Telephone ; **NORTH 3213**

- Allouis — Ankara
- B.B.C. — Bound Brook
- Delhi — Dacca
- Feldberg — Fortaleza
- Karachi — Kuldiga
- Lusaka — Lagos
- Moscow — Madrid
- Oslo — Osaka
- Sydney — Stalingrad
- Teheran — Tokio
- Vatican City — Valencia

Over 2500 stations listed in all parts of the world

for everyone with a radio set

GUIDE TO BROADCASTING STATIONS, 1955/56

All European long- and medium-wave broadcasting stations and over 1,600 short-wave transmitters in 125 countries are listed both geographically and in order of frequency and wavelength in this enlarged edition. The information, checked against measurements made at the B.B.C. receiving station at Tatsfield, has been corrected to mid-July. Frequencies of over 300 v.h.f. broadcasting stations in Europe, operating details of European television stations and a time-conversion table are also included.

NOW ON SALE GET YOUR COPY TO-DAY 2/6 net By Post 2/8

Published for "Wireless World"
Obtainable from booksellers or direct from:-

Iliffe & Sons Ltd ✓ Dorset House · Stamford Street · London · S.E.1.



Built by Craftsmen Assembly of Scalamp Galvanometers Cat. Nos. W.W. 7901/S-4/S

The **SCALAMP** *Range*

GALVANOMETERS · FLUXMETERS · ELECTROSTATIC VOLTMETERS

The illustration above shows the operator 'balancing the coil' of a "SCALAMP" GALVANOMETER — one of the final operations in its construction. This instrument, available in a range of sensitivities and incorporating a built-in four-position shunt, is one of the most versatile instruments of its kind. Housed in a robust dust-proof plastic case, it can be operated from mains or battery supply. Two new features, namely a slow-motion drive to the zero control, and an automatic self-shortening foot have recently been incorporated. The truly functional design of the case with built-in lamphouse, transformer and scale renders it adaptable to other instrument types. A FLUXMETER of exceptional performance and a series of ELECTROSTATIC VOLTMETERS (ranges 1-5, 3-10 and 5-18 kV) have already been introduced and a MEGOHM-PER-VOLT VOLTMETER is under development.


Details of the "SCALAMP" range will gladly be sent on request.

STANDARD EQUIPMENT IN MANY LEADING LABORATORIES

SCIENTIFIC  **INSTRUMENTS**

W. G. PYE & CO. LTD. GRANTA WORKS · CAMBRIDGE · ENGLAND

WG.54



For details of these compact rectifiers for H.T. supplies to band 1-band 111 converters write to Dept: W.W.10

WESTINGHOUSE BRAKE & SIGNAL CO. LTD.
12 York Way, King's Cross, London, N.1. TEL: TER. 0498

Publication CC Issue 2

WESTINGHOUSE

CONTACT COOLED RECTIFIERS

Publication CC Item 2

6. HALF-WAVE CENTRE TAP AND VOLTAGE-DOUBLER CIRCUITS

Rectifier catalogue number	Circuit	Max. input voltag. (RMS)	Nominal output voltage	Max. output current mA (mean)	Condenser details		
					No. needed	Cap. uF	Work'g voltage
14RC.1-1-16-1	Half-wave	230	280	30	1	4	430
14RA.1-1-8-1	"	125	140	60	1	32	300
14RA.1-1-16-1	"	230	280	60	1	16	430
14RA.2N-1-16-1	"	230	280	120	1	32	430
14RA.1-2-8-2	"	230	280	200	1	64	430
14RA.1-2-8-3	"	230	280	300	1	100	430
14RA.2N-1-16-1	Centre tap	230-0-230	280	100	1	24	450
14RA.1-2-8-2	Voltage doubler	125	270	200	2	100	450
14RA.1-2-8-3	"	125	270	300	2	120	450

7. BRIDGE CIRCUITS

Rectifier catalogue number	No. needed for bridge connection	Max. input voltag. (RMS)	Nominal output voltage	Max. output current mA (mean)	Condenser details		
					No. needed	Cap. uF	Work'g voltage
14RA.1-1-8-1	4	230	270	120	1	16	450
14RA.1-2-8-2	2	230	270	400	1	50	450
14RA.1-2-8-3	2	230	270	400	1	100	450

MODERN ELECTRICS LTD.

164 Charing Cross Road, London, W.C.2.

Tel.: TEMple Bar 7587.
Covent Gdn. 1703.

Export enquiries welcomed.

Immediate delivery from stock.

Cables: Modcharex, London.
Prompt attention to post orders

TAPE RECORDERS

- GRUNDIG TK12 ... 70 gns.
- GRUNDIG TK5 ... 45 gns.
- GRUNDIG TK819 95 gns.
- GRUNDIG TK820/3D ... 98 gns.
- FERROGRAPH 2A/N ... 76 gns.
- VORTEXION 2A ... 80 gns.
- VORTEXION 2B ... £99

The following Recording Tapes are available from stock.
1,750ft. 1,200ft. 600ft.

- FERROGRAPH** £3/3/-
- FERROGRAPH 45/- 26/9
 - GRUNDIG BASF 40/- 25/-
 - SCOTCH BOY 35/- 21/-
 - EMI 77 48/-
 - EMI 88 35/- 21/-
 - AGFA 37/6 22/6
 - GEVAERT 35/- 21/-
 - PURETONE 20/-
 - FERROVOICE 32/6
 - SOUNDMIRROR 30/-
- Long Playing Tapes now in stock.

- RECORD REPRODUCING EQUIPMENT**
- COLLARO TRANSCRIPTION**
- Model 2010 PX ... £18 11 11
 - RC54 ... £13 4 2
 - 554 Unit ... £8 18 4

- GARRARD UNITS**
- RC80M AC ... £17 9 6
 - RC80M AC/DC ... £26 3 5
 - 301 Transcrip ... £25 3 6
 - Type TA/AC ... £10 16 0
 - Type TA/B with Decca heads ... £14 0 11

- CONNOISSEUR**
- Variable 3 speed ... £27 2 6

SPEAKERS

- PLESSEY**
- 12in. 15 ohm ... £1 16 0

- W.B. STENTORIAN**
- HF.610 ... £2 10 6
 - HF.810 ... £3 0 6
 - HF.912 ... £3 9 6
 - HF.1012 tapped coil, 3, 7.5 or 15 ohms ... £4 17 6

- GOODMANS**
- Axiom 150 Mk. II ... £10 15 9
 - Axiom 102 ... £9 18 2
 - Axiom 101 ... £6 12 1
 - Axiom 22 ... £15 9 0

- WHARFEDALE**
- W.15CS ... £17 10 0
 - Super 12CS/AL ... £17 10 0
 - W.12CS ... £10 5 0
 - Golden 10 CSB ... £8 6 7
 - Super BCS/AL ... £6 19 11
 - Super 3 ... £6 14 3
 - Bronze 10in. ... £4 12 9
 - Bronze 8in. ... £3 6 8
 - W.B. Crossover Unit ... £1 10 0
 - W.B. Tweeter Unit ... £4 4 0
 - Kelly Ribbon Tweeter ... £12 12 0

TEST EQUIPMENT

- AVO**
- Model 8 ... £23 10 0
 - Model 7 (latest) ... £19 10 0
 - Unimior Mk. II ... £10 10 0
 - Electronic Meter ... £40 0 0
 - Wide Band Sig./Gen. ... £30 0 0
 - Valve Characteristic Meter Mk. III ... £75 0 0
 - D.C. Minor ... £5 5 0
 - 10kV Multiplier for Model 8 ... £3 5 0
 - Carrying Cases for Models 7, 8 and 40 ... £3 0 0

- ADVANCE**
- H.1 (Sig./Gen.) ... £28 0 0
 - E.2 (Sig./Gen.) ... £32 10 0
 - P.1 ... £22 5 0

- COSSOR**
- Oscilloscope 1035 ... £120 0 0
 - Oscilloscope 1052 ... £104 0 0
 - Volt: Calibrator 1433 ... £18 5 0

- TAYLOR**
- All new Taylor Test Gear in stock.

PICK-UPS

- ACOS HGP20 ... £3 8 8
- DECCA X.M.S. Magnetic ... £6 9 5
- CONNOISSEUR Super L/weight ... £9 9 11
- Spare Heads ... £3 7 10
- COLLARO STUDIO Type O or P ... £3 14 8

- LEAK PICK UP**
- 2 Heads with Diamond Stylus ... £20 19 9
- FERRANTI**
- With L.P. ... £25 10 2

MICROPHONES

- ACOS**
- Mic 22 (Crystal) ... £2 2 0
 - Mix inserts for above ... £1 0 0
 - Mic 33-1 ... £2 10 0
 - Mic 35-1 (Crystal) ... £1 5 0
- LUSTRAPHONE**
- M/C High Imp. ... £5 15 6
 - LFV59 Dynamic ... £8 18 6

- RESLO**
- URA Ribbon ... £7 5 0
 - RVA Ribbon ... £9 0 0
 - VMC (low imp.) ... £6 0 0

- FILM INDUSTRIES**
- Ribbon ... £8 15 0

- MICROPHONE STANDS**
- Floor, 3 extensions ... £3 12 6
 - Table Stand ... £1 5 0

- LEAK AMPLIFIERS**
- TL.10 complete ... £28 7 0
 - Point 1, TL.12 ... £28 7 0
 - Point 2, TL.25 ... £34 7 0
 - QUAD, Mk. II ... £42 0 0
 - MULLARD ... £18 18 0
 - E.A.R., 4 watt ... £9 9 0
 - TRIX, 4 watt ... £16 10 0

ALL GARRARD, CONNOISSEUR, DECCA and COLLARO HEADS, SAPPHIRE and DIAMOND STYL/ for the above HEADS NOW AVAILABLE.



HIGH-STABILITY Magnetic Amplifiers



SINGLE-STAGE OR PUSH-PULL

*An extensive range of standard types
always available for prompt delivery.*

**SPECIAL TYPES DESIGNED
TO SUIT YOUR NEEDS**



THE WORLD-RENOWNED SPECIALIST DESIGNERS
AND MANUFACTURERS OF MAGNETIC AMPLIFIERS



Now FREE to all!

THE E-M TECHNICAL ADVISORY SERVICE

Regardless of whether your magnetic amplifier problem is simple or complex, the fact remains that the only reliable solution is that which entirely eliminates risk.

We therefore respectfully invite you to avail yourself of the wide resources of technical knowledge and practical experience possessed by the specialist technicians of our Magnetic Amplifier Division.

*Full technical data
and illustrated leaflets
promptly forwarded
on request!*

ELECTRO METHODS LTD. 12-36 CAXTON WAY, STEVENAGE, HERTS. Phone: STEVENAGE 780

For *Incomparable* FIDELITY



TWO-SPEED TWIN TRACK
TAPE RECORDER

When you need the best in Tape Recorders
your choice will be a "CONCERTONE"

Meticulously recording every tonal facet with complete mastery, the "Concertone" tape recorder will give you the ultimate listening pleasure that comes from superb music faultlessly recorded and reproduced.

Simple, absolutely reliable, rugged, compact, lightweight, and easily portable, the "Concertone" will, wherever there are sounds to be recorded, serve faithfully, earning, justly, unqualified praise for its faultless performance.

The "Concertone" will re-create, in the home, the true image of the original performance. Whether it be Solo Violin or Oboe, or a Full Organ with its demanding power and range, the "Concertone" with its wide frequency response, and extended dynamic range, will satisfy the connoisseur of fine music.

48 GNS
COMPLETE

FISHER ELECTRONICS CO. LTD.

70 BREWER STREET, LONDON, W.1

TRADE ENQUIRIES CORDIALLY INVITED

OSCILLOSCOPE MODEL 2300

This Model meets the need for a compact and robust instrument in which nothing has been sacrificed in order to achieve true portability. It has many of the facilities required in the laboratory as well as ruggedness demanded in the field. Note these features:


- Cathode Ray Tube diameter 2 $\frac{3}{8}$ in.
- Square Wave Response adequate for Television synchronising waveforms.
- Direct-coupled X and Y Amplifiers.
- Hard-valve Time Base-range 7 c.p.s. to 50 Kc/s.
- Deflection Sensitivity 50 mV. R.M.S./cm.
- Trace Expansion control from zero to 15in.
- Frequency Response D.C. to 3 Mc/s.
- Weight : 6 $\frac{1}{2}$ lb. Size: 7 $\frac{1}{4}$ x 4 $\frac{3}{8}$ x 7 $\frac{1}{2}$ in.



Full details of this and other instruments on application to:

INDUSTRIAL ELECTRONICS MAGNET WORKS
DERBY ROAD, EAST SHEEN, LONDON, S.W. 14. Phone: PRO 8211

New Tubular Ceramic Capacitors



by Hunts

New ranges of Hunts tubular ceramic capacitors are now available in High-K, High-Q, and special purpose types. These miniature capacitors are both precise in their characteristics, and robust in design. Full technical specifications available on request.

HIGH-Q TYPE

Capacitance Range : 1.5 to 240 pF
 Capacitance Tolerance : ±20%, ±10%, ±5% (±0.5 pF min)
 Voltage Rating : 500v D.C. or 250v A.C. 50c/s Wkg.
 1500v D.C. test for 1 minute.
 Insulation Resistance : Greater than 10,000 MΩ at 500v D.C. at 20°C±5°C and Relative Humidity less than 80%
 Power Factor : Less than 20 x 10⁻⁴ measured at 1 Mc/s at 20°C±5°C
 Standard Finish : Insulation by Phenolic Dip

Temp. Coeff. P 100±100x10⁻⁶ pF/pF/°C

Capacitance Range (pF)	Length of Tube (mm)	
	Insulated	Uninsulated
1.5 to 7	12	10
7.1 to 11	14	12
11.1 to 16	17	15
16.1 to 26	22	20

Temp. Coeff. N33±60x10⁻⁶ pF/pF/°C

5 to 27	12	10
27.1 to 45	14	12
45.1 to 69	17	15
69.1 to 100	22	20

Temp. Coeff. N750±250x10⁻⁶ pF/pF/°C

10 to 80	12	10
80.1 to 110	14	12
110.1 to 180	17	15
180.1 to 240	22	20

Diameter of all tubes :

Insulated = 6 mm Uninsulated = 5 mm

HIGH-K TYPE

Capacitance Range : 470 to 4700 pF
 Capacitance Tolerance : -20% + 80%
 Voltage Rating : 500v D.C. or 250v A.C. 50 c/s Wkg.
 1500v D.C. test for 1 minute.
 Insulation Resistance : Greater than 10,000 MΩ at 500v D.C. at 20°C±5°C and Relative Humidity less than 80%

Power Factor : Less than 400 x 10⁻⁴ measured at 250 kc/s at 20°C ± 5°C

Standard Finish : Insulation by Phenolic Dip

TYPE CT 10-18K

Capacitance Range (pF)	Length of Tube (mm)	
	Insulated	Uninsulated
470	12	10
680	12	10
800	12	10
1000	12	10
1500	12	10
2000	12	10
2200	12	10
3000	17	15
3300	17	15
4000	20	18
4700	20	18

Diameter of all tubes :

Insulated = 6 mm Uninsulated = 5 mm

A. H. HUNT (Capacitors) LTD.

WANDSWORTH, LONDON, S.W.18. BAT 1083-7

And in Canada HUNT CAPACITORS (Canada) LTD. AJAX. ONTARIO



A Laboratory substitute for the Accumulator to provide an adjustable source of pure D.C.



THE LABGEAR ELIMINAC

B.2027

INPUT ... 200/250V. 40/60 c/s.

OUTPUT ... 0-12V. 5A. Max.

VARIAC CONTROLLED

LOAD	RIPPLE
1 amp.	0.02%
2 "	0.05%
3 "	0.09%
4 "	0.14%
5 "	0.20%

Additional A.C. output 0-20 volts at 10 Amps
Variac controlled. Built-in M/C meter. Size:
14½ in. x 12 in. x 11 in. Weight: 50 lb.

Nett Price in U.K. £35. 0. 0. ex-stock.

PLEASE WRITE FOR LEAFLET WW2027

Labgear (Cambridge) Ltd.

WILLOW PLACE, CAMBRIDGE, ENGLAND

'PHONE 2494

ELECTRICAL
INSULATION
SPECIALISTS

Delanco

REGD.

"Delanco" is the registered Trade name of the Anglo-American Vulcanized Fibre Co. Ltd. covering the wide range of Electrical insulating materials produced by the Company.

It is your assurance that raw materials and components supplied are of the highest quality and workmanship.

Technical and Research Staff are available to assist in the solution of any problems you may have connected with Electrical insulation.

Representatives are available in all parts of the United Kingdom.

LET US QUOTE FOR YOUR REQUIREMENTS

CAYTON WORKS, BATH STREET, LONDON, E.C.1. C.I.E. 3271

RELAYS

announcing the

2400 RELAY



A Relay of noteworthy dimensions, designed in size and performance to suit present day electronic equipment. The new 2400 Relay is available with twin light duty or single heavy duty contacts.

When fitted with a 10,000 ohm coil, the pull-in is approximately 4 milli-amperes; contact pressure and clearance have not been sacrificed to achieve this sensitivity.

DIMENSIONS: Above chassis $2\frac{1}{2}$ " high x 1" wide x $1\frac{1}{8}$ " deep.

WEIGHT: $4\frac{1}{2}$ ounces.



MAGNETIC DEVICES LTD
NEWMARKET

RADIO EXPORT

TUBES ONLY



1,200 types
of Receiving and
Transmitting Radio
Tubes available ex stock.

HALL ELECTRIC LTD
Haltron House, 49-55 Lisson Grove,
London, N.W.1.

Tel.: Ambassador 1041 (5 lines) Cables: Hallelectric, London

Protection against damage from IMPACT and VIBRATION



TYPE GBC 1000



TYPE GBC 2000

"BARRYMOUNT" cup-type isolators are designed primarily to absorb high-impact shocks with concurrent isolation of frequencies above 40 c.p.s. and general sound isolation. Utilisation of rubber in compression with substantially equal stiffness in all directions provides a smooth load-deflection curve.

Load ratings indicated for Mobile Applications (including shipboard installations) are such as to ensure a vertical natural frequency between 25 and 35 c.p.s. The design and assembly of the metal parts are such that they are self-captivating for maximum security.

Samples are available immediately ex stock

There are also air-damped types available for the protection of airborne equipment. "Barrymount" isolators are made in England under licence from Barry Controls Incorporated of U.S.A.



- DESIGNED FOR:-**
- ★ MOBILE electronic and electrical equipment.
 - ★ MILITARY and GUIDED MISSILE instrumentation.
 - ★ SHIPBORNE sensitive equipment.
 - ★ PROVIDING the optimum combination of impact isolation, vibration isolation, noise reduction, stability for the mounted unit.

CEMENTATION (MUFFELITE) LTD., 39 VICTORIA STREET, LONDON, S.W.1

WAVEFORM MEASUREMENT

DUAL TRACE OSCILLOSCOPE L.101

The L.101 is a well engineered and reliable instrument incorporating two identical Y amplifiers with sensitivities of 20 mV/cm over a bandwidth of 4 Mc/s. Full screen (10 cm) undistorted deflection is available with negligible interaction between channels.

The time base may be free running, synchronised or triggered and its velocity is variable between 0.1 μ s/cm and 10 ms/cm. Calibration accuracies are: voltage $\pm 5\%$, time $\pm 10\%$.



**AT YOUR
FINGERTIPS**



**VALVE
VOLTMETER
E. 7556**

An a.c. amplifier instrument covering the range 0.5 mV to 300 V r.m.s. Frequency response constant to within 2% between 20 c/s and 1 Mc/s.



**VALVE
VOLTMETER
E. 7555/2**

A balanced d.c. amplifier instrument, fed direct or via a probe, giving a level frequency response from 30 c/s to 100 Mc/s. Full-scale readings from 0.5V peak to 15 kV peak.



**VARIABLE CUT-OFF FILTERS
GFF. 001/01 & /02**

High-pass and low-pass filters with ten cut-off frequencies in the range 400 c/s to 17 kc/s. Stop-band attenuation 50 dB; pass-band 6 dB. Input and output impedances 600 Ω .



**WIDE-BAND
OSCILLOSCOPE E. 7581**

A precision laboratory instrument with a direct coupled amplifier giving a sensitivity of 20 mV/cm at 15 Mc/s. Time calibration accurate to 3% and voltage calibration accurate to 2%. Sweep speed .05 μ s/cm to 6 ms/cm.

Mullard



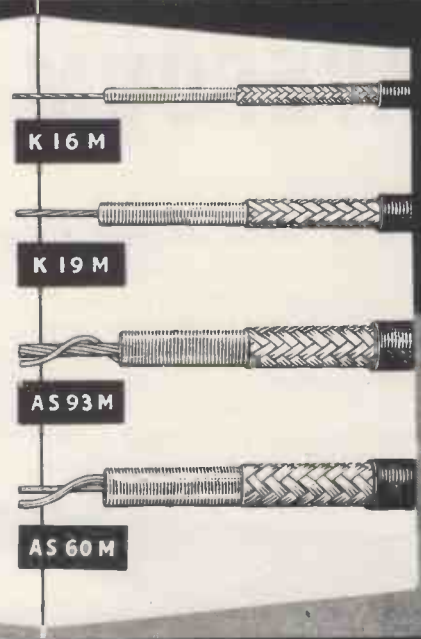
SPECIALISED ELECTRONIC EQUIPMENT

TELCON

Television

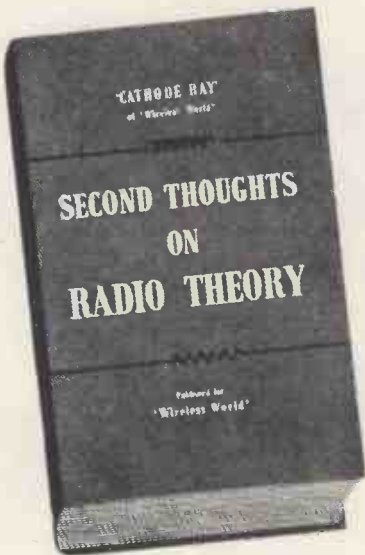
DOWN LEADS

- K 16 M 'Local' 50-ohm co-axial;
atten. 4.8 dB/100 ft. at 45 Mc/s.
 - K 19 M 'Local' 75-ohm co-axial;
atten. 3.7dB/100 ft. at 45 Mc/s.
 - AS 93 M 'Fringe' area 50-ohm co-axial;
1.7 dB/100 ft. at 45 Mc/s.
 - AS 60 M 'Fringe' area 75-ohm co-axial;
1.5 dB/100 ft. at 45 Mc/s.
- Deliveries from stock*



THE TELEGRAPH CONSTRUCTION & MAINTENANCE CO. LTD

Head Office: 22 OLD BROAD STREET, LONDON, E C 2 Telephone: LONDON Wall 7104
Enquiries to: TELCON WORKS, GREENWICH, SE 10 Telephone: GREENWICH 3291



Size 8½" x 5½" 412 pp.

25s. NET
BY POST 25s. 8d.

for the student . . . a helpful textbook
for the engineer
. . . a useful refresher course
for all enthusiasts
. . . an invaluable source of reference

"Cathode Ray" explains . . .

For over twenty years, "Cathode Ray" has been making radio theory—even its mathematics—intelligible and interesting in the pages of Wireless World. More than forty of his most useful articles are now republished in this invaluable book, throwing new light on basic electrical ideas, circuit elements and calculations. Such things are too often glossed over by the student—and this book shows there is more to them than may be suspected! Order your copy NOW!

SECOND THOUGHTS ON RADIO THEORY

Published for "WIRELESS WORLD"

OBTAINABLE FROM BOOKSELLERS OR DIRECT FROM ILIFFE & SONS LTD., DORSET HOUSE, STAMFORD ST., LONDON, S.E.1



VALVE VOLTMETERS

Millivoltmeter Type 784



*(Wide-band Amplifier and
Oscilloscope Pre-Amplifier)*

- Frequency range from 30 c/s to 10 Mc/s
- Voltage ranges 0-10, 0-100, 0-1,000 millivolts
- Excellent Stability
- Can be used as an amplifier up to 15 Mc/s
- Quick delivery. Price £75.

Valve Voltmeter Type 712

- Frequency range from 30 c/s to 200 Mc/s
- Balanced, unbalanced and differential inputs
- Measures both positive and negative D.C. voltages
- 0-1.5, 0-5, 0-15, 0-50, 0-150 volts A.C. 0-5, 0-50, 0-500 volts D.C.
- Six resistance ranges reading up to 100 megohms
- Balanced circuitry ensures exceptional stability
- Very low probe input capacity
- Immediate delivery. Price £50.



Full details of these or any other Airmec instruments will be forwarded gladly upon request.

AIRMEC

L I M I T E D

HIGH WYCOMBE

Telephone: High Wycombe 2060


BUCKINGHAMSHIRE

ENGLAND

Cables: Airmec, High Wycombe

Tungsten Carbide and Rubies . . .

machined by **ultrasonics**



*Bench mounted 50W
Ultrasonic Machine E.7680*

Glass, ceramics, tungsten carbide, synthetic gems and a host of other brittle materials difficult to machine, can be shaped with ease by the Mullard ultrasonic technique, using a soft cutting tool and an abrasive slurry.

Holes of any shape—cut by *high-speed reciprocating tool.*

Cutting tools—made of *mild steel or brass.*

Close tolerances—as tight as *0.0005 in depending on fineness of slurry.*

Smooth surface finish—*9-10 micro-inches readily obtainable.*

Simple to operate—as easy as *a rotary drill.*

No industrial hazards—*no rotating parts.*


No heating or stressing of workpiece.

Mullard



SPECIALISED ELECTRONIC EQUIPMENT

MULLARD LTD · EQUIPMENT DIVISION · CENTURY HOUSE · SHAFTESBURY AVE · WC2 (M1480)



*Pedestal mounted 250W
Ultrasonic Machine E.7690*

LANE

TWO-SPEED UNIT

MK VI

£18.10.0

Less Attractive Discount
to Quantity Buyers

- ★ Three high-grade motors.
- ★ Single knob control, electrically and mechanically interlocked.
- ★ Drop-in tape loading.
- ★ Automatic brakes.
- ★ 2 speed 7½ in./sec. 3½ in./sec.
- ★ Speed change at turn of a key.
- ★ Twin track.
- ★ British Standard Specification.


Write for full details to

VERDIK SALES LTD. 8, RUPERT COURT, WARDOUR STREET, LONDON, W.1. GERrard 8266



MULTI-WAY

plugs & sockets



4 WAY

8 WAY

12 WAY

20 WAY

28 WAY

LOW INSERTION PRESSURES

DESIGNED FOR HUMID CONDITIONS

FOR RACK UNITS AND FLYING LEADS

A.I.D. & A.R.B. - APPROVED

POWER CONTROLS

LIMITED

RD JUNIOR

—“Designed exclusively for home High Fidelity systems”

CORNER HORN AND AMPLIFIER/CONTROL UNIT



Designed to form the nucleus of all but the most ambitious home high fidelity installations, the general performance of the RD JUNIOR is in keeping with the standard which has come to be expected of the modern high fidelity amplifier. It is, however, the many unique and novel features which have been incorporated in the design which distinguish it from its contemporaries and place it in a class apart, unrivalled by any other equipment approaching it in price. Outstanding amongst these features is the inclusion of an INDEPENDENT LOW PASS FILTER, virtually essential when dealing with worn records or bad radio transmissions, but normally only associated with the highest priced equipment. Exclusive features include "Impedance Plug" loudspeaker matching and the provision of four alternative Panel and Control Knob colours. Anticipating the use of an FM Unit a second radio input is provided, whilst the availability of ample spare power avoids the added expense of an additional power pack. An unusually high standard of materials and workmanship combine to provide absolute reliability, a factor reflected in the unconditional TWO-YEAR GUARANTEE covering both units.

PRICE £26 COMPLETE

12-page Illustrated Booklet post free on request.

See Page 134 for details of the new RD MINOR Mk. III

Available from Specialist Dealers in London and the Provinces or, if in any difficulty, please apply direct. Agents in the majority of overseas countries. Trade and Export enquiries invited.

ROGERS DEVELOPMENTS (ELECTRONICS) LTD.
 "Rodevco House," 116, Blackheath Rd., S.E.10. TIDeway 1723

Primarily designed to house the exceptional Goodmans Axiom 102 speaker, the Junior Corner Horn combines excellent bass response with virtually perfect treble diffusion to provide a standard of performance far superior to that suggested by its modest price. Compact in size it is the ideal reproducer for domestic use and the perfect companion for the RD JUNIOR amplifier.

BASIC PRICE, less speaker and side panels, £18/17/6 (carriage extra). Louvred side panels £3 per pair. Goodmans AXIOM 102 £9/18/1 incl. Illustrated literature post free on request.

REAL HIGH FIDELITY at modest cost . . .

• Manufacturer-to-Consumer policy saves you at least one-third cost!

We are now specialising in the supply of units for making up high fidelity Radio and Record-reproducing Equipment for use in the Home, small Halls, Schools and Gramophone Societies and single items for replacing in existing equipments and radiograms.

Our Chief Engineer, who is operating a Technical Guidance Service, is available

SEND NOW for your free copy of our Bargain Catalogue giving details of the undermentioned and other interesting lines. It is bound to save you money!

No. 1 "SYMPHONY" AMPLIFIER is a 3-channel 5-watt Gram/Radio Amplifier with astonishingly flexible tone-control. You can lift the treble, the bass, or—and here is the unique feature—the middle frequencies to suit your own ear characteristics and the record or radio programme being heard. It is thus possible to arrange the frequency-response of the amplifier to a curve equal and opposite to the resultant curve of the other items in the chain, so that what finally registers in the brain is as per original. This flexibility of control is even more important than the nominal linear response of the amplifier, as the pickup, speaker, etc., are not linear. Independent Scratch-cut is also fitted and special negative feedback circuit employed. The Amplifier can accommodate a wide variety of records from old 78s to new LPs. Input is for all types of pickup of 0.1 v. output or more and there is full provision (and power) for Radio Tuner. It is available to match 2/3 or 15 ohms speakers. Price 11 gns. (carriage 5/-). Fitted in Portable Steel Cabinet 2 gns. extra

No. 2 "SYMPHONY" AMPLIFIER. As No. 1 but with 10-watt Push-Pull Triode output and Triodes throughout. 16 gns. (carriage 5/-). Fitted in Portable Steel Cabinet, 2 gns. extra.

"SYMPHONY" AMPLIFIERS WITH REMOTE CONTROL. To enable either amplifier to be set anywhere in cabinet with controls separate in convenient position. Extra cost 2 gns.

daily including Saturdays from 10 a.m. to 6 p.m., or will deal with enquiries by return of post. Our new illustrated Catalogue and Supplement will be a great boon to those desiring quality equipment for modest expenditure. Send two 2jd. stamps for your copy now. It may well save you pounds!

STUDIO "SYMPHONY" AND DECCA AMPLIFIERS, Models 1 and 2. As above but incorporating extra pre-amp. Stage and precise Std. and LP correction circuits for Collaro Studio and Decca XMS Heads respectively. No. 1, 13 gns. No. 2, 18 gns., carr. 5/-. Remote Control 3 gns. extra if required.

GARRARD, COLLARO AND B.S.R. IMMEDIATE DELIVERY. Model TA with Acos HGP37 Head, £10/14/-. Model TB less Heads, £8/11/- or with 2 Decca XMS £14 or 2 Acos HGP55, £12/15/-.

MODEL RC80M AUTOCHANGER. £15/5/- or with GC2 or HGP37, £17/7/6 or 2 Decca XMS, £20/15/- or 2 latest Acos HGP55, £19/10/-.

COLLARO 3-SPEED SINGLE RECORD UNIT AC3/554 and COLLARO 3-SPEED MIXED RECORD AUTOCHANGER RC 54 with Studio "O" or "P" Head, £8/18/4 and £13/4/2 respectively.

COLLARO TRANSCRIPTION UNIT. Model 2010, including Transcription Pickup and PX cartridge, £18/12/-, less pickup £14/4/2 carr. 5/-.

NEW CONNOISSEUR MOTOR. Variable speed on all 3 speeds. £25/15/5.

GARRARD MODEL 301. 3 speeds (variable), £25/3/6.

B.S.R. MONARCH 3-SPEED MIXER-CHANGER with new Acos Ht-g Head, £13/10/-.

"SYMPHONY" BASS REFLEX CABINET KITS. 8-in. speaker model, 85/-; 10-in. speaker model, 97/6; 12-in. speaker model, £5/7/6. Carriage 7/6. Ready built 10/6 extra, designed for absolutely maximum results from speakers.

"SYMPHONY" BASS REFLEX CABINETS. Fully finished in figured walnut, oak or mahogany 12-in. speaker model, £11/10/-; 10-in., £11; 8-in., £10/10/-. Carriage according to area. The 10-in. model is ideal for WB HF 1012 (see "The Gramophone" review, March 1954), each size gets the best possible response out of appropriate size speaker and provides full, rich, bass.

GOODMANS CORNER CABINETS for the AXIOM 150 Mark 2. Price: complete kit in plain board with lin. thick felt, 8 gns. Price, ready-built, 10 gns. Finished in figured walnut, 16 gns.

CONSOLE AMPLIFIER CABINETS. To take any gram unit, amp., pre-amp. and tuner. De luxe veneer, 11 gns. Designed to house all your equipment except speaker.

"SYMPHONY" RADIO FEEDER UNITS.

No. 1 "SYMPHONY" TUNER. L & M. wave TRF top quality, 7 gns., carriage 5/-.

No. 2 "SYMPHONY" SUPERHET TUNER L. M. & S. wave Superhet, 11 gns.

No. 2/VS "SYMPHONY" SUPERHET TUNER. As No. 2 but incorporating on the wave-change switch an extra position for radio, giving TRF band-width. Price 13 gns. Carriage and packing 5/-.

"SYMPHONY" FM TUNER. Wizard quality, 14 gns. Carriage and packing 5/-.

HIRE PURCHASE FACILITIES
 NOW AVAILABLE on orders of £15 or over. Send one-third deposit with order, balance over 6 or 12 monthly instalments. State which required.

NORTHERN RADIO SERVICES
 11 KINGS COLLEGE RD., ADELAIDE RD., LONDON, N.W.3. Phone: PR1/mrose 8314.
 Tubes: Swiss Cottage and Chalk Farm.
 Buses: 2, 13, 31, 113 and 187.

It pays
to use


Cyldon

VARIABLE
Capacitors
and **Inductance Tuners**
for
TELEVISION and AUTO-RADIO

for
**Precision,
Stability &
Long Life**

Designers and users of radio and electronic equipment know that they can rely implicitly on the efficiency and dependability of "Cyldon" Capacitors and Tuners. They know too that the exceptionally wide variety of types in the standard "Cyldon" range covers most day-to-day requirements, but that when *special* types are needed the full resources and specialised experience of the manufacturers are entirely at their disposal.

**SYDNEY S. BIRD
& SONS LTD.**



Contractors to Ministry of Supply, Post Office,
and other H.M. Govt. Depts.

POOLE · DORSET

New address for enquiries and sales correspondence:—

**LONDON SALES & TECHNICAL LIAISON OFFICE,
3 PALACE MANSIONS, PALACE GARDENS, ENFIELD, MIDDX.**
Telephone: Enfield 2071-2 Telegrams: "Capacity, Enfield."

Equipment manufacturers are invited to write for literature covering Cyldon "Teletuners" (Catalogue TV.1953) and Cyldon Trimmers (Catalogue T.1951), together with details of our complete range of Variable Capacitors and list of Agents for Home and Overseas.

SPECTONE



5-10 MULLARD AMPLIFIER

This remarkable development will meet the most exacting high fidelity requirements at an extremely low price. Meticulous inspection at each stage ensures that the Spectone Mullard 5-10 Amplifier fully meets Mullard specification.

TWO INPUTS

One for radio tuner, microphone, etc., and one for pickup. The pickup input has two switch positions for equalisation—L.P. and Standard. Plug-in equalisers are available to suit various pickups.

CONTROLS

Besides the input and equalisation selection switch, volume, treble and bass controls are provided. The treble control is continuously variable from +10db to -10db and the bass +11db to -5db.

MAXIMUM OUTPUT

15 watts

HUM & NOISE

-73db referred to 10 watts.

OUTPUT IMPEDANCE

15 ohms

POWER OUTPUT for pre-amplifier

300 volts at 12 milli-amps. 6.3 volts at 2 amps.

FREQUENCY RESPONSE

± 0.5db 10 c/s to 20,000 c/s.

Price £18. 18. 0. Pickup Equaliser Plug 12/6.

Send for leaflet.

SPECTO LTD. Vale Rd Windsor

Brenell

-best value
in quality
Tape Decks

WITH

ALL THE FEATURES

—at a price
anyone can afford

18 GNS

- Heavy Duralumin Baseplate 15" x 11½"
- Three independent motors
- Three speeds: 3½, 7½ and 15 i.p.s.
- Twin-track recording, 7" reels (1,200 ft.)
- Foolproof "drop in" tape loading
- Simple two-knob control


- Positive mechanical braking
- Interlocked switching
- Visual playing time indication
- Fast forward or reverse in 45 seconds
- Plays all makes of pre-recorded Tapes
- Azimuth adjustment to Record/Playback Head

From your

Wireless Dealer
or in case of difficulty write
to sole manufacturers:

BRENNELL "HI-FI" RECORDING AMPLIFIER AVAILABLE

BRENNELL ENGINEERING CO. LTD., 2 NORTHINGTON ST., LONDON, W.C.1.





CATHODEON

Quartz Crystals

**FOR
RELIABLE
FREQUENCY
CONTROL**

Frequency Range, 2,000—20,000 kc/s

Our range now includes crystals for close tolerance requirements

ENQUIRIES ARE INVITED FOR OVERTONES UP TO 60 MC/S.

CATHODEON CRYSTALS LIMITED

LINTON · CAMBRIDGESHIRE · Telephone LINTON 223

NEW... from start to finish...



75 gns.

H.P. FACILITIES
WITH PLEASURE

The New SP/2 is designed and built by the engineers responsible for the supply of airport and general communications monitoring equipment to H.M. Government, Crown Agents, London Fire Brigade, etc.



SP/2 TAPE RECORDER

- ★ Frequency Response
 - 50-12,000 c.p.s.
 - ± 3 db at 7½ i.p.s.
 - 50-7,000 c.p.s.
 - ± 3 db at 3½ i.p.s.
- ★ Ten-inch Loudspeaker
- ★ Autostop
- ★ Two-stage Capstan
- ★ "Fingertip" Control
- ★ Three Motor Drive
- ★ 10 watts p.p. output
- ★ Independent Bass and Treble
- ★ Twin-track recording
- ★ High Fidelity Amplifier

can be used independently of the recorder for P.A., Radio or Record Reproduction.

The NEW SIMON Model SP/2 Tape Recorder is designed and built to top standards. Years of specialist experience in the field of sound-recording engineering and techniques have been combined to produce an entirely new equipment which is faultless in performance and appearance. The SP/2 provides superb recording and reproduction facilities. Ask your dealer to show you the new SP/2 now. . . .

The inside story . . .


Ask for a copy of the new booklet—"Affairs of Tape"—free, of course. Brings you up to date on Tape Recording—gives you the inside story of the SP/2.

Simon is Sound recording

SIMON SOUND SERVICE LTD.

46/50 GEORGE STREET, LONDON, W.1. WELbeck 2371 (5 lines)

FOR THE LABORATORY and PRODUCTION LINE



SIFAM Electrical Instruments fully meet the high standards of accuracy and reliability demanded by modern industrial techniques, production control, laboratory testing, etc.

Write for illustrated catalogue detailing the wide SIFAM range.

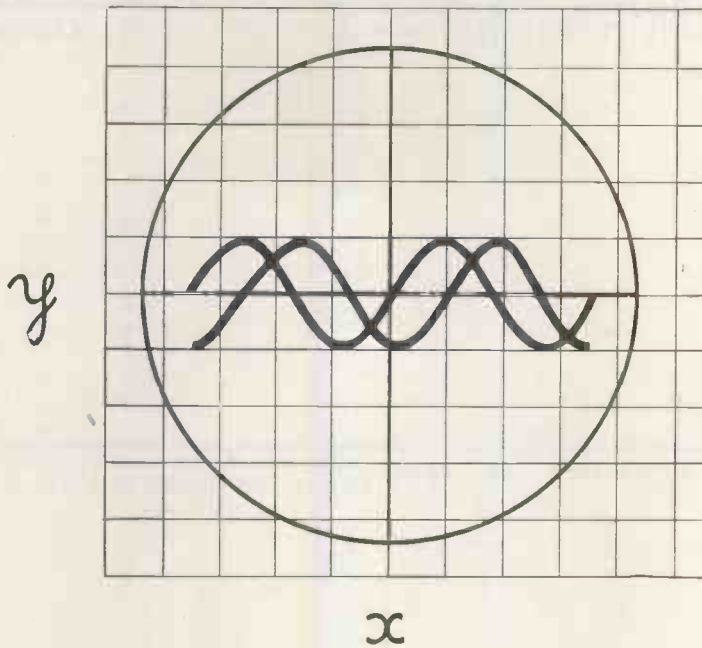
SIFAM ELECTRICAL INSTRUMENT CO. LTD. LEIGH COURT TORQUAY

Telephone: TORQUAY 4547-8

Precision ELECTRICAL INSTRUMENTS

In addition to our well-known standard ranges of 2 in. to 4½ in. square and round panel-mounting instruments, the following are a few examples of special types which we have developed to meet industrial requirements:

- Audible Braille Multi-range milliammeters
- Contact instruments
- Semi log scaled instruments
- VU indicators and decibel meters
- Modulation meters with special ballistics
- Temperature measuring equipment
- Airborne instruments of special design
- 6 in. and 8 in. portables for precision and industrial use



X and Y

Of the many test instruments available to the electrical engineer, few have as wide an application as the cathode ray oscillograph.

In the display and analysis of *dynamic* quantities, however, this instrument is literally unrivalled and whether you are checking waveform, phase relationship, frequency, voltage or current or, indeed, any of the innumerable variables which are daily to be noted then we invite you to contact us for particulars of the Cossor oscillograph and ancillary equipment range.

Please address enquiries to :-

COSSOR INSTRUMENTS LIMITED

(Dept. 1) COSSOR HOUSE · HIGHBURY GROVE · LONDON · N.5

TELEPHONE: CANonbury 1234 (53 lines)

TELEGRAMS: COSSOR, NORPHONE, LONDON

CABLES: COSSOR, LONDON

OSMOR RADIO PRODUCTS LTD.

★ OSMOR COIL TYPES (all coils Dust iron cored) Circuits on Request ★

Coil No.	W'band	Winding	μH	Price each
QA1	13-35	Aperiodic	6	1.1 4/-
Q1	"	"	.6	1.1 4/-
Q1	"	"	.5	.7 4/-
QA2	15-50	Aperiodic	1.4	1.9 4/-
HF2	"	"	1.4	1.9 4/-
O2	"	"	1.1	1.6 4/-
QA3	35-120	Aperiodic	3	5 4/-
HF3	"	"	3	5 4/-
O3	"	"	2.5	4.8 4/-
QA4	70-230	Aperiodic	17	42 4/-
HF4	"	"	17	42 4/-
O4	"	"	10	22 4/-
QA5	"	Single	130	230 4/-
HF5	190-520	"	130	230 4/-
O5	"	"	75	140 4/-
QA6	800-2000	Single	1800	3003 4/-
HF6	"	"	1900	3003 4/-
O6	"	"	400	750 4/-
QA7	"	Aperiodic	1.4	1.9 4/-
HF7	18-50	"	1.4	1.9 4/-
O7	"	"	1.2	1.5 4/-
QA51-HF51	Cup Coil		QAR1	1/2 Cup
Same Connections as A-HF5	5/-		Same Connections as A-HF8	5/-
QA61	Cup Coil		QA91	1/2 Cup
Same Connections as A-HF6	5/-		Same Connections as A9HF9	5/-

Coil No.	W'band	Winding	μH	Price each
QA8	190-560	Aperiodic	100	170 4/-
HF8	"	"	100	170 4/-
O8	"	"	65	120 4/-
QA9	800-2000	Aperiodic	1900	2800 4/-
HF9	"	"	1900	2800 4/-
O9	"	"	400	750 4/-
QA10	18-50	Direct coupling S.W. Ae. Coil	1.3	2.1 4/-
QFA1	190-560	Frame Ae. 5 1/2 x 3 1/2 in.	—	190 2/6
QFA2	190-560	Frame Ae. 8 1/2 x 5 1/2 in.	—	190 2/6
QL1	800-2000	L.W. Loading Coil (In series with QFA1 QFA2)	1800/2000	4/-
QR11	190-560	M.W. Aperiodic with Reaction	—	4/9
QR12	800-2000	L.W. Aperiodic with Reaction	—	4/9
QA11-HF11	190-560	NW TRF coil Aperiodic	—	4/-
QA12-HF12	800-2000	LW TRF coil Aperiodic	—	4/-
QIF1	450-570	Keys Filter	4/-	8/9
QT8	Tape Recorder Osc.	7/6	QWF1	Whistle Filter
QC1	All-wave RF Choke	4/-	QSF1	Scratch Filter
QC2	Tape Recorder Osc.	6/9		

W.W. FM Coils & All Components. OSMOR FM & All Components. Price List, Full Circuit & Wiring Diagram on Request.

SMALL 1/2 W RESISTORS 6d each

Value	Tolerance	Value	Tolerance	Value	Tolerance
4.7Ω	±10%	300	±20%	7.5K	±20%
10	"	330	"	10K	"
15	"	390	"	15K	"
20	"	470	"	22K	"
24	"	560	"	25K	"
27	"	680	"	27K	"
33	"	820	"	33K	"
50	"	1K	"	47K	"
68	"	1.5K	"	50K	"
100	"	2.2K	"	68K	"
150	"	3.3K	"	100K	"
180	"	3.9K	"	150K	"
220	"	4.7K	"	180K	"
270	"	5.6K	"	200K	"
		6.8K	"	220K	"
				270K	"
				330K	"
				390K	"
				470K	"
				500K	±20%
				560K	"
				680K	"
				750K	"
				820K	"
				1 meg.	"
				1.2m	"
				1.5m	"
				2m	"
				2.2m	"
				3m	"
				3.3m	"
				3.9m	"
				4.7m	"
				5.1m	"
				5.6m	"
				6.8m	"
				10m	"

ULTRA-SMALL CERAMIC NEG. TEM. CO-EFF. CAPACITORS for V.H.F. etc.

10d each

1pF ±0.5%	33pF ±20%	390pF ±20%
2pF	39pF	470pF
3pF	47pF	560pF
4pF	56pF	680pF
5pF ±20%	68pF	820pF
6pF	82pF	1,000pF +100%
7pF	100pF	2,000pF ±20%
10pF	150pF	2,500pF
15pF	200pF	3,000pF
22pF	270pF	4,700pF
	330pF	6,800pF
		10,000pF

★ OSMOR Coils are the obvious choice of manufacturers. Technical Colleges, Universities, etc. also use Osmor Coils for research.

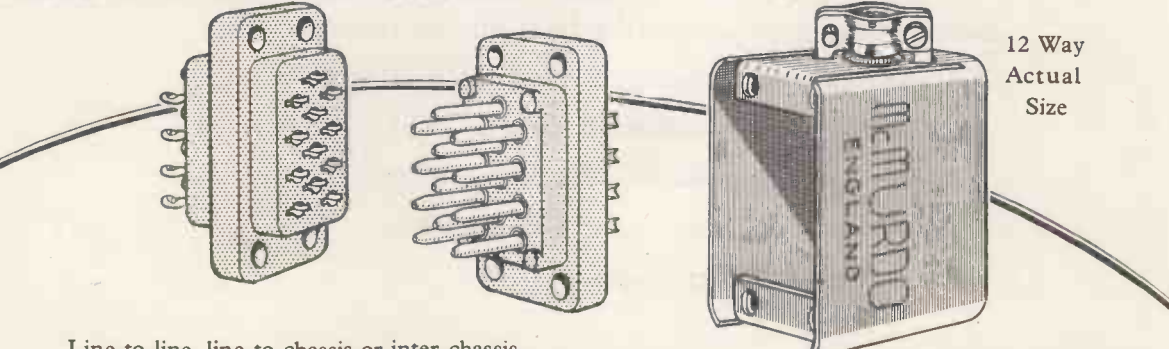
Send 5d. (stamps) for fully descriptive literature including Circuit and practical Drawings. "The really efficient 5-valve Superhet," 6-valve S'het., 3-valve (plus rectifier) T.R.F. circuit, Battery portable Superhet circuit, Coil and Coilpack leaflets, and full radio and component lists, etc.

FREE!

418, BRIGHTON ROAD, SOUTH CROYDON, SURREY CROYDON 5148-9

McMURDO



STANDARD CONNECTORS



Line-to-line, line-to-chassis or inter-chassis connectors. Adequate contact "float" allows for slight mis-alignment of male or female units. Sockets fitted with McMurdo No. 9 Octal valveholder contacts which have proved their reliability on many jobs. Low contact resistance with reasonable insertion and withdrawal forces. Life tests prove that low contact resistance persists through more than 5,000 insertions. AVAILABLE in 8, 12, 18 AND 25 WAY ALSO COVERS WITH TOP SIDE OR END CABLE ENTRY.

For full details apply to :—
THE McMURDO INSTRUMENT COMPANY LTD · VICTORIA WORKS · ASHTEAD · SURREY. Tel. : ASHTEAD 3401

Improved filter units



with Ferroxcube pot cores

- 1 *High performance combined with small size and light weight.*
- 2 *Designed and built to customers' individual requirements.*
- 3 *Long term stability, even under conditions of temperature variation.*


High quality electrical filter units built around Ferroxcube cores can now be supplied to communications equipment designers' individual specifications. These filter units have significant advantages over comparable types designed without the use of Ferroxcube, particularly in the frequency range 300 c/s to 500 kc/s. For audio frequencies the use of Ferroxcube cores permits the winding of compact coils with very high inductances. This results in a considerable reduction in the size and cost of the associated condensers and hence of the filter unit as a whole. The high Q values obtained for a given volume, especially above 10 kc/s, enable sharp cut off characteristics and low pass-band losses to be achieved, while negligible stray flux facilitates the production of compact and mechanically robust filters. Electrical filter units are among a number of high quality components now being made available by Mullard. Full details of the complete series of components will be gladly supplied upon request.

Mullard



'Ticonal' permanent magnets
Magnadur ceramic magnets
Ferroxcube magnetic cores.

**THE NEW ARMSTRONG F.M.56
F.M. TUNER**



85-95 Mc/s; High Impedance Output. Magic Eye Tuning Indicator, £21.

AND THE ARMSTRONG F.C.48.

8 Valves, incl. 2 double triodes. 8 watts output. Provision for using F.M. adaptor. Separate Bass and Treble controls. 2 shorts, medium and long wavebands. £23 18 0 Or £8 dep. and 29/2 monthly.

ALSO AVAILABLE FROM STOCK. F.M. UNITS. By Lowther, Chapman and Sound Sales.

ANOTHER NEW RELEASE. Chapman Combined F.M. and A.M. Tuner Unit, £32/10/-.



LEAK DYNAMIC PICK-UP with diamond stylus.

- Arm with L.P. or 78 head £11 9 6
- Extra head £7 15 3
- Mumetal cased trans. £1 15 0

ALL SPECIFIED COMPONENTS FOR: Osram 912, Mullard 10 watt and Williamson Amplifiers and Amos & Johnson F.M. Unit.

LATEST GRAMOPHONE UNITS

- Collaro 3/554—3 sp. with Studio Pick-up £8 18 4
- Collaro RC.54—3 sp. Auto, with Studio Pick-up £13 4 2
- Garrard 301—Transcription Unit—3 speed £25 3 6
- Garrard TA—3 speed Gram. Unit T/O Head..... £10 16 0
- Garrard R.C.80M 3 sp. Auto, with Xtal T/O Pick-up £17 9 6
- Collaro 2010 Transcription Motor and Turntable complete with 3 speed Gear and Switch mounted on Rectangular Plate with Studio 'P' High Fidelity Pick-up £18 4 9

"Q-MAX" CHASSIS CUTTERS

STILL the easiest and quickest way of cutting holes in SHEET METAL.

- each
- 1" or 2" ... 11/6
- 1 1/2" ... 12/6
- 1 3/4" or 1 1/2" ... 14/6
- or 1 1/4" ... 16/6
- 2" ... 18/6
- 2 1/2" ... 30/-
- 3" ... 35/-
- 1 square... 23/-
- Keys, small, 10d.; medium, 1/3; large, 1/9.



Patent No. 619178

"Q-MAX" MODEL G.D.O.I.A GRIP DIP OSCILLATOR



is an ideal instrument for the determination of tuned circuit resonant frequency, tuning transmitters without application of power, for the determination of coil mutual and stray inductances and both fixed and stray capacitances. Covers 1.5 to 300 Mc/s. in eight ranges. PRICE: 12 Gns. Complete. (Or 4 Gns. Dep. and 12 monthly payments of 15/5.)

HAVE YOU HAD OUR ENLARGED & FULLY ILLUSTRATED CATALOGUE ?
6d. POST FREE.


BERRY'S
(SHORT WAVE LTD.)

25, HIGH HOLBORN, LONDON, W.C.1

Tel.: HOLborn 6231

HIRE PURCHASE AVAILABLE OVER £10.

an outstanding new contribution to high-fidelity technique




KELLY RIBBON H.F. REPRODUCER

Consider these characteristics—appreciate the significant part they can play in your "Hi-Fi" set up. Observe the advanced design, that is the work of a leading acoustics authority... and note the price! Reasons enough why you should send for full technical data.

LIST PRICE **12 GNS**

The KELLY RIBBON H.F. REPRODUCER

- Specification*
- Response.....3,000-20,000 c/s.
 - Power Capacity.....10 watts.
 - Impedance 15 ohms.
 - Flux10,000 Gauss.
 - Dynamic Mass*... 0.008 grammes.
 - Force/mass ratio* 4 x 10⁷ dynes/gm.
 - Horn loaded... 1,000 c/s cut off.
 - *Equivalent moving-coil units } $\frac{3.00 \text{ gms.}}{5 \times 10^5}$ dynes/gm.
 - Dimensions: 8½ x 5½ x 4½in.
 - Weight; 8lb.





FOR *High Fidelity*
SOUND REPRODUCTION



The PYE Provoost Amplifier and Proctor Remote Control Unit have been critically designed and produced with one end in view . . . to provide true high fidelity sound reproduction in a versatile, practical and attractive combination. An undistorted output of 25 watts provides ample power for high fidelity systems in the home, the school, the broadcasting studio or the social club.

PROVOST AMPLIFIER HF25

26db negative feedback and an output from 2 c.p.s. to 160,000 c.p.s. (over 16 octaves) ● Practically distortion-free response combined with the infinite damping factor gives a standard of reproduction formerly unobtainable ● The output transformer is specially designed to meet the exacting specification of the amplifier ● The amplifier can be controlled from a distance of up to 20 ft. (6m.) Cathode follower output from the remote control unit minimises cable losses.

PROCTOR REMOTE CONTROL UNIT HF25A

Smooth, highly flexible controls and facilities for record player, tape recorder, microphone and radio tuner inputs ● Five types of plug-in compensators are available, which match all known types of pick-up ● Four switched inputs and a choice of four record replay characteristics for U.S. COL. L.P., R.I.A.A. or EUR. L.P., U.S. 78, or EUR. 78 ● Continuously variable lift and cut controls for bass and treble with clearly marked level positions ● Treble filter control gives three sharp cut-off frequencies and an unrestricted response position.

PROVOST

POWER AMPLIFIER

HF25

PROCTOR

REMOTE CONTROL UNIT

HF25A

price complete:

40 GNS

Pye Corporation
of America,
170 Park Avenue,
New York.

Pye (New Zealand) Ltd.,
Auckland C.I.,
New Zealand.

Pye-Canada Ltd.,
Ajax,
Canada.

Pye Pty. Ltd.,
Melbourne,
Australia.

Pye (Ireland) Ltd.,
Dublin,
Eire.

Pye Limited,
Mexico
City.

Pye Radio & Television
(Pty.) Ltd.,
Johannesburg,
South Africa.

Pye Limited,
Tucuman 829,
Buenos Aires.

PYE LIMITED • CAMBRIDGE • ENGLAND

TAPE RECORDING SPECIALISTS

You can still buy Tape Recorders on Low Deposit and easy repayment terms from us. We can deliver from stock all this popular series of Recorders



Complete with High Fidelity Microphone and One-Hour spool of tape.

PLAYTIME PLUS

The most compact COMPLETE Tape Recorder with single joystick control.

35 gns. only

Carriage and Postage 12/6.

Or 15% deposit with balance and service charge spread over any period up to 18 months

- ★ Easy to carry—only 16 lbs.
- ★ Small and compact with detachable lid, overall size 12½" x 10" x 5½".
- ★ Elegant presentation in two-tone suitcase with gilt fittings.
- ★ Wide dynamic Range.
- ★ Playing time 1 hour or 1½ hours using 850 ft. Tape.
- ★ Simple to operate—even a child can use it.
- ★ Magic eye recording level.
- ★ Completely self-contained for Recording and Playback.
- ★ For A.C. mains 200/250v.
- ★ May be used as an amplifier or with external Playback medium.

The finest and smallest lightweight complete Tape Recorder with such a versatile performance.

PLAYTIME THE TAPE RECORDER for EVERY HOME!


The smallest lowest-priced tape recorder giving a FULL HOUR'S PLAYING TIME. Completely self-contained for recording; PLAYS BACK THROUGH ANY RADIO OR AMPLIFIER. Single knob control for all functions. Size only 12½" x 10" x 4½"; weight 16 lbs. For A.C. mains, 220/250v. Or supplied complete and ready for use with High Fidelity crystal microphone and One Hour Spool of tape for £31. 4s. 6d.

26 GNS.

Carr. & Pkg. 12/6

- ★ High Fidelity twin track recording heads.
- ★ Frequency response between 60/9,000 c/s.
- ★ Powered by specially designed motor.
- ★ Minimum wow and flutter. Built in 3-stage specially matched pre-amplifier with miniature Mullard valves.

This is the lightweight precision engineered chassis of the Playtime scientifically developed and superbly presented




Easy deposit and repayment as for Playtime Plus

Come to the Radio Centre for Personal Service—variety of equipment easy purchase—Service after Sales.

THE EDITOR

TWO-SPEED Multi-Purpose TAPE-RECORDER



The "Editor" is IDEAL FOR USE with PRE-RECORDED TAPES. Two hours full playing time. INDEPENDENTLY VARIABLE BASS AND TREBLE CONTROLS. For 200/250v. A.C. mains.


45 GNS.

Complete with 1,200 ft. spool of tape and High Fidelity desk microphone. Carr. & Pkg. 15/-

Home or Professional Recording at low cost.



MAIL ORDER SUPPLY COMPANY



A de-luxe version of the popular Editor with many refinements

A truly superb British-made recorder, rich in range and tonal qualities, for home and business recording and for using pre-recorded tapes. The "Editor Super" is sufficiently powerful to meet any volume requirement, with a range of tone from maximum brilliance to a deep rich bass. Simple in operation, it has unequalled smooth and reliable single-knob control. Fitted in padded simulated crocodile case.

BRIEF SPECIFICATION

★ MIXING and MONITORING FACILITIES for separate Radio-Gram and microphone inputs. ★ Tonal balancing control. ★ Twin track heads giving TWO HOURS

PLAYING TIME ★ Uniform frequency response between 40-10,000 c/s. ★ Overall size 16½" x 12" x 5" (with lid 7"). ★ For A.C. mains 200/250V. 50 c/s.

Wide Range Recording AT LOW COST



SUPER
TWO-SPEED **55** GNS.

TAPE RECORDER *Carr & Pkg 15/-*

Complete with High Fidelity desk microphone and 1,200 ft. spool of tape, or 15% deposit with balance and service charge spread over any period up to 18 months.



The "Editor's" Chassis—ingeniously built on a quickly removable all-steel frame—a remarkable development in chassis construction.

For the ultimate in

Recording perfection

THE Editor Hi-Fi Recorders

Incorporating a 10 in. Loudspeaker PLUS a 5 in. Monitor. An additional 10 in. high quality speaker is fitted into the detachable lid in this series so that apart from the built-in speaker the lid can be placed in any desired position. Ideal for P.A. dance halls, concerts, etc.

Professional tonal quality, ease of operation and unique features are combined to provide a new world of recording and listening pleasure.



EDITOR HI-FI 49gns.

- ★ Two speeds 3½" and 7½" per sec.
- ★ Fitted in elegant suitcase with gilt fittings.
- ★ Built-in speaker is additional to 10" high flux speaker in detachable lid, giving greater versatility.
- ★ Magic eye level indicator.
- ★ For AC mains 200-250V.
- ★ Easily removable chassis built on unique steel frame.
- ★ Independent BASS and TREBLE controls for Recording and Playback.

EDITOR SUPER HI-FI (ABOVE) 60 gns.

- ★ Two speeds 3½" and 7½" per sec.
- ★ Fitted in padded simulated crocodile case with continental gilt fittings and locks.
- ★ Completely automatic simple interlocked control.
- ★ Instantaneous braking.
- ★ Elegantly styled super tape deck.
- ★ MIXING and MONITORING facilities.
- ★ Built-in speaker is additional to 10" high flux speaker in detachable lid
- ★ Size overall 11½" x 16½" x 12".
- ★ For AC mains 200-250V.
- ★ Easily removable chassis built on unique steel frame, ensuring ease of inspection.
- ★ Magic eye level Indicator.

Easy deposit and repayment as for other recorders in this range.

A custom built Radiogram chassis for 22gns. or 33% deposit.

Carriage & Packing 7/6

THE BURGoyNE
8 VALVE SUPERHET DE-LUXE

You will want to possess this super chassis which will provide years of service and satisfaction. High sensitivity enables distant stations to be received clear as a bell. Flexible control of bass

and treble to suit individual taste. Frequency coverage 3 wave bands 145/385—545/1,500—6,000/18,750 Kcs 800/1,800-200/550—16/50 Metres.

The Radio Centre

33 Tottenham Court Road

London, W.I.

Tel: MUS 6667

Bullers CERAMICS FOR INDUSTRY

High quality material and dimensional precision are attributes of Bullers die-pressed products. Prompt delivery at competitive prices.



We specialise in the manufacture of — **PORCELAIN**

for general insulation

REFRACTORIES

for high-temperature insulation

FREQUELEX

for high-frequency insulation

PERMALEX & TEMPLEX

for capacitors



BULLERS LIMITED

MILTON · STOKE-ON-TRENT · STAFFS

Phone: Stoke-on-Trent 21381 (5 lines) · Telegrams & Cables: Bullers, Stoke-on-Trent


Ironworks: TIPTON, STAFFS

London Office: 6 LAURENCE POUNTNEY HILL, E.C.4

Phone: Tipton 1691

Phone: MANSION House 9971

LINE OUTPUT TRANSFORMER TYPE L.O. 352



"L.O. 352" IS THE TYPE NUMBER OF AN ENTIRELY NEW ALLEN LINE OUTPUT AUTO-TRANSFORMER NOW AVAILABLE.

Note the following "Star" features:

- ★ E.H.T.: 14 to 18 KV.
- ★ E.H.T. Regulation: Better than 5 M.Ω
- ★ Audible Whistle: Negligible.
- ★ Application: Self-running, Square-wave or Sawtooth driven
- ★ Associated Valves: PL81, PY81.
- ★ Associated Yoke: Allen Type DC605/C.
- ★ H.T. Rail: 190 volts for 14KV
- ★ Core Material: Mullard Ferroxcube (earthed)
- ★ Scanning Angle: 72 degrees.
- ★ Suitable C.R.T.s: Any "wide-angle" tube, from 14 to 21in.

Manufacturers are invited to write for further details and prices. Home-Constructors: Please send S.A.E. for recommended circuit diagram and details.

COILS FOR WIRELESS WORLD F.M. TUNER

FMC 102	Aerial Coil	7/- each
FMC 103	R.F. Inter-valve Coil	5/- each
FMC 104	Oscillator Coil	7/- each
FMC 101	I.F. Transformer	7/6 each
FMC 151	Ratio Detector Transformers	25/- each
	(Crystal Diodes built-in)	

(Specialists in high-grade television components)

ALLEN COMPONENTS LTD. 197, LOWER RICHMOND ROAD, RICHMOND, SURREY

HIGH GRADE INSTRUMENTS



Left. B.P.L. Trans. Ranger. A portable Test Set with D.C. Transistor Amplifier—1 megohm/volt.

Right. Pulse Height Valve Voltmeter. 0-100 volts in 3 ranges. Model PV 812.



2½ in. scale moving coil D.C. meter, square flush mounting. Type S.25.



3½ in. scale moving coil. Centre zero meter. Round flush mounting. Type S.35.



"Fulscale" meter 4 in. dia. scale moving coil having 270° arc with a 9 in. scale length.



High torque moving coil portable meter. Precision grade to BS.89.



Multi-purpose test set for simultaneous measurement of current and voltage.



Universal multi-range test set for electrical and radio engineers.



Ohmmeter for the rapid and direct measurement of very low values of resistance. Model RM.155.



Left. Breakdown Tester for measuring the breakdown voltage of electrical components and insulating materials. Model RM.215.



Right. Universal Impedance Bridge covering a wide range of values for the measurement of resistance, inductance and capacitance. Model UB.202.

BRITISH PHYSICAL LABORATORIES

Radlett, HERTS



Tel: RADLETT 5674-5-6

CITY SALE & EXCHANGE LTD

The High Fidelity
Specialists

WE OFFER FROM STOCK :

AMPLIFIERS

Leak T.L.10 with point 1 pre-amplifier	27 guineas
Or with Varislope 2 pre-amplifier	33 guineas
R.D. Junior amplifier, with control unit	£26 0 0
R.D. Minor mark 3	£14 0 0
Acoustical Quad 2 with separate control unit ...	£42 0 0
Pye P.F.91 with separate control unit	£42 0 0
Trix with control unit ...	£16 10 0
Reconditioned Decca Decola model P.A.9 with two speed units	£17 10 0
P.A.3 portable amplifier, as new	£10 0 0
Chapman push - pull amplifier complete with separate power pack, control unit and tuner unit with R.F. stage	27 guineas

PART EXCHANGE

is our speciality, write, phone or call for estimated allowance.

SPEAKERS

Goodmans Axiom 22 mark 2 in Salex sand filled, walnut veneered corner baffle	27 guineas
Chaffey corner horn (Bin. speaker extra.)	37 guineas
G.E.C. metal cone octagonal cabinet	£14 0 0
(Speaker extra.)	
Pye Cantata corner speaker, complete	35 guineas
Secondhand Pamphonic Victor, 1955 model at bargain price	45 guineas
Sound Sales console speaker ...	£14 10 0
Salex Bin. corner baffle, less speaker, sand filled, French polished	£9 0 0

SPEAKER UNITS

Wharfedale Super 12 CS AL ...	£17 10 0
Goodmans Axiom 22 mark 2 ...	£14 14 0
Tannoy 15in. Dual Concentric...	£35 12 0
Barker Duode 12 C	£20 0 0
Goodmans 150 mark 2	£10 5 6
Wharfedale Super 8 CS AL	£7 0 0
Goodmans Axiom 102 (S/H)	£8 0 0
G.E.C. metal cone (S/H).....	£5 0 0
12in. Goodmans Axiom (S/H)	£4 10 0

We still have a few W.B. HF 10-12 speakers at the old price of 77/6.

GRAM UNITS

Garrard 301B transcription units.....	£25 2 6
Connoisseur 3-speed motors	£27 2 6
Collaro 2010 with PX pickup	£18 11 11
Lenco continuously variable transcription unit with Goldring 500 turnover vari-reluctance pickup, complete	£18 18 0
Decca R.C. 80M 3-speed auto changers with 2 Decca XMS heads.....	£16 7 6
3-speed auto change gram unit, cream finish turnover crystal head made by famous manufacturers, our special price 9½ guineas	
Decca 2-speed transcription unit with 2 Decca XMS heads (S/H).....	£8 8 0
Connoisseur 2-speed motor, as new	£13 0 0

SIMPLE EASY PAYMENTS
arranged on goods over £10.

93-94, FLEET STREET, LONDON, E.C.4

Phone: FLEet St. 9391/2

DEPENDABLE PRESENTS

THEIR NEW

T.V. CONVERTER

NO ALTERATIONS
TO CIRCUIT
REQUIRED

SIMPLY CONNECTS TO AERIAL

Demonstrations Daily

RETAILS AT 9 Gns.

BEAUTIFULLY

Installed COMPLETE with Aerial within 15-mile radius of the transmitter, 14 GNS. NO EXTRAS.

FINISHED Medium Oak CABINET

CHECK THESE FEATURES

200/250 A.C. Tunable Over Band III
Aerial Imp. 80 ohms.
Output 45 Mc/s. Freq. Tunable.

VALVES—1-U78, 1-B309, 2-Z77. Unit guaranteed 6 months. Valves 90 days.

TRADE ENQUIRIES INVITED



Size 10 x 8 x 5.

DEPENDABLE RADIO SUPPLIES

12^A TOTTENHAM ST., LONDON, W.1. LANgham 7391/2

OPEN 9.30-5.30 Mon. to Fri Sat. 9.30 to 1 p.m.

TERMS—CASH WITH ORDER OR C.O.D. DEPENDABLE—ALWAYS DEPENDABLE.

ROTARY TRANSFORMERS



H.T.31
Input 11.5 v.
Output 250 v. at 125 mA.

H.T.32
Input 11.5 v.
Output 490 v. at 65 mA.

H.T.31, 55/- Post 2/-. H.T.32, 30/- Postage 2/-.



HEAVY DUTY SLIDING
RESISTORS

250 watts to carry 25 amps. Resistance 0.4 ohms. Suitable for charging board, etc. Size 9 x 4 x 6in. high. Brand new. Price 12/6. Post 2/-.



DYNAMOTOR
ROTARY
TRANS-
FORMER

D.C. Input
27 Volts or 12 v.
1.75 Amps.

D.C. Output
285 Volts
.075 Amps.
Price 37/6 ea. P.P. 2/-.

A NEW-PRINCIPLE A-C AUTOMATIC VOLTAGE STABILISER



We can supply from stock all types of American tubes, condensers, valves, potentiometers, etc.

This is our Model ASR-1150 Automatic Voltage Step Regulator. It ideally fills the need for a cheap, small and light Stabiliser. Although it measures only 8½ in. x 4½ in. x 5 in., weighs as little as 11 lbs., and costs only £24 net, it has a performance fully equal to any similarly rated Automatic Stabiliser of the resonated, saturated core type, without any of the disadvantages.

ASR-1150 has a pure output waveform, is unaffected by changes in mains frequency, and works equally well from no-load to full-load, which is 1150VA. It has a stabilised output at 230V unless otherwise ordered.

Many other Automatic Voltage Stabilisers are now manufactured by us, and all are available for immediate delivery. In some cases the constancy of output is as high as 0.15%. Models are available from 200VA to 30kVA, single phase. 3-Phase Stabilisers are also available. Prices are extremely competitive.

**The NEW "ASR-1150"
costs only £24 net**

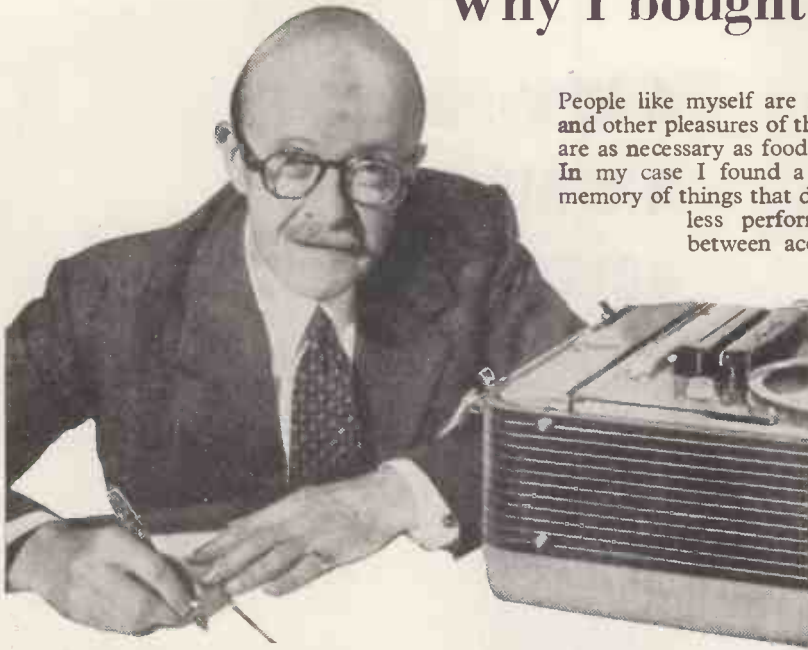
Complete information is obtainable from

CLAUDE LYONS LTD.,

ELECTRICAL AND RADIO LABORATORY APPARATUS, ETC. Head Office and Works: 76 Oldhall Street, Liverpool 3, Lancs. Southern Factory; Valley Works, Ware Road, Hoddesdon, Herts. (A10 main London/Cambridge Road at Junction of A602)

MEMO: If you are interested in infinitely-variable Transformers, do not forget the almost indispensable "VARIAC" (Reg'd. Trade Mark). Models are available from 170VA to 21kVA. Our Catalogue V-549 (3rd Edition) tells the whole story and will gladly be mailed free and post free on request.

Why I bought a **GRUNDIG**



People like myself are inveterate listeners. For us, music and other pleasures of the mind—drama, discussion, verse—are as necessary as food.

In my case I found a need to "capture and keep" the memory of things that delighted my ear—to record the peerless performance or the subtle interchange between accomplished speakers.

For this, my Grundig Tape Recorder is perfect. It has a wide range, high fidelity reproduction and simple controls with looks that match its performance.



The Grundig TK 12 70gns. plus microphone from 6½gns. Attractive H.P. terms available.

GRUNDIG THE FINEST TAPE RECORDERS IN THE WORLD

See your nearest Grundig dealer or write to us for full details.

GRUNDIG (GT. BRITAIN) LTD. (Dept. W) 39/41 NEW OXFORD STREET, W.C.1.
Electronics Division, Gas Purification & Chemical Co. Ltd. G/TK 105

★ ★ ★ SUPERIOR RADIO SUPPLIES ★ ★ ★

SUPERIOR BUREAU



An elegant cabinet in richly figured walnut veneer, internal panels in polished sycamore. A drop front lid covers a sloping, uncut control panel (14in. long x 10½in. high) alongside which is an uncut base-board (17½in. long x 13½in. back to front). The inside of the drop front lid is panelled in beige leatherette. In the lower part of the cabinet are two large storage cupboards (13½in. high, 7½in. wide, 16½in. deep). The lid and cupboard handles are in chased Florentine bronze. Overall dimensions (33in. high, 34in. long, 16½in. deep). Price £17. Plus 15/- carr. Send for Cabinet Leaflet.

DULCI BAND 3 T.V. CONVERTER

TYPE I. K.O. PATENTS

A complete self-contained unit, suitable for converting all makes of T.V. Housed in a polished wood cabinet size 7in. x 10in. x 5½in. All channels are iron core tuned with pre-set adjustments. Input signal equalising is provided. Valves Z77, Z77, 12AX7, 6X4. Power supply, A.C. mains 200/250 volts. Service data available on request. Price £9/9/-. Plus 3/6 post and packing.

F.M. AND A.M./F.M. CHASSIS

Send for details of the latest types of High Quality V.H.F. Tuners and Amplifiers suitable for Band 2. Also, complete 4 Wave-Band 9-Valve Push-Pull A.M./F.M. Quality Radiogram Chassis.

DISC PLAYERS

Specially designed for the HI-FI enthusiasts and home constructor. These Disc Players consist of the latest Three-speed Automatic Record Changer, complete with crystal turn-over pickup-head for long playing and standard records. This unit is mounted on a Sycamore veneered base which is complete with fitted mains lead, and screened pick-up lead, ready for connecting up. Brand new and boxed. Price £10/16/-. Plus 5/- post and packing.

The "SUPEREX 55" ATTACHE PORTABLE

BUILDING COST £7/15/-. Plus 3/6 P.P.



- Really outstanding quality.
- Four Valve Battery Superhet.
- Long and Medium Wave-lengths.
- Perfect Reception in All Areas.
- Rexined Cabinet 10½ x 8½ x 5in.
- Very simple Construction.


Send 1/6 for "Superex 55" Construction Booklet.

TERMS: Cash with order or C.O.D. Extra charge for C.O.D. U.K. and N. Ireland only.

PERSONAL SHOPPERS WELCOME

Shop open 9 a.m. to 6 p.m. Monday to Saturday, 1 p.m. Thursday.

(W.W./O) 37 HILLSIDE, STONEBRIDGE, LONDON, N.W.10. Tel: ELGAR 3644



A.T.E. Telegraph Equipment

TELEGRAPH DISTORTION MEASURING SETS

This equipment is available either in portable form or arranged for standard width rack mounting. There are two units each 18½" x 11½" x 13½", both mains driven, either may be used independently for certain tests or both may be used in combination to cover a comprehensive series of tests. These tests, which need not interfere with normal transmission, cover transmission and reception. The transmitting unit can send perfect or distorted signals at any speed from 20 to 80 bauds or up to 200 bauds with modification. It can generate reversals and character repetitions and incorporates a 100 character test message sender. An additional feature of this unit is its use as a relay tester.


The receiver unit indicates the distortion on a *working circuit* without interrupting the service. Each element of a start-stop signal appears separately on the CRT which produces a spiral time base display. Adjustable speeds from 20-80 bauds or up to 200 bauds with modification.

REGENERATIVE REPEATER


A mains operated, start-stop, five unit code equipment. Designed for use in both radio and line teleprinter circuits to regenerate and correct distorted signals, it also arranges for the automatic insertion of correct length stop-elements and the rejection of spurious signals.

* FREQUENCY SHIFT TELEGRAPH TERMINAL EQUIPMENT

Designed to work in conjunction with conventional receivers for the reception in dual diversity, of wide or narrow band frequency-shift and on/off, or reversed on/off, hand or automatic radio telegraph and teleprinter signals. Up to 85 db of rapid variation in input signal level can be accepted with frequency-shift working, and up to 35 db with on/off or reversed on/off, working. Keying speeds up to 200 bauds can normally be handled—this range can be extended if required. This versatile receiver is also suitable for use with the new 50 c/s Pilot Carrier frequency shift system.



Details of these and other telegraph equipments will gladly be sent on request.



AUTOMATIC TELEPHONE & ELECTRIC COMPANY LTD.

(RADIO & TRANSMISSION DIVISION) *Strowger House, Arundel Street, London, W.C.2.*


Telephone: **TEMple Bar 9262.**

Telegrams: **Strowgerex London.**

Strowger Works, Liverpool 7.



SUPER 12/CS/AL



LECTURE DEMONSTRATION by G. A. BRIGGS In CARNEGIE HALL, NEW YORK 3.00 p.m. on Sunday, 9th October, 1955

(with the collaboration of P. J. WALKER, of Acoustical Manufacturing Co. Ltd.)

The loudspeakers illustrated above will be used for this demonstration. The 3-speaker system includes W15/CS, Super 8/CS, Super 3 and HS/CR3/2 crossover

unit. The R-J cabinets will be fitted with Super 8/CS and Super 8/CS/AL units. Live and recorded items of organ, piano, oboe and wind quartet will be compared.

Agents in New York | THE BRITISH INDUSTRIES CORPORATION
80 Shore Road, Port Washington, N.Y., U.S.A.

Wharfedale

WIRELESS WORKS LTD · IDLE · BRADFORD · YORKS
PHONE: IDLE 1235/6 (2 LINES) GRAMS WHARFDEL, IDLE, BRADFORD

In the DOG HOUSE?

"912" Plus

(G.E.C. nickname)

This sensational modification makes the 912 Plus suitable for all magnetic and Xtal Pick-ups. Provision for record and replay for tape recorders.

Kit 1. With pre-Amplifier Compensating unit £23 19 0
Kit 2. With Passive Compensating unit £21 14 0

DEMONSTRATIONS ANY TIME

SPEAKERS

G.E.C. Metal Conc.	£8 15 0
WHARFEDALE Super 5 CS/AL	£6 13 3
" Bronze 8 AL	£3 13 4
" Super 8	£5 19 11
" Super 8 CS	£6 13 3
" Super 8 CS/AL	£6 19 11
" Golden 10	£7 13 3
" Golden CSB	£8 6 7
" W.12	£9 15 0
" W.12 CS	£10 5 0
" Super 12 CS/AL	£17 10 0
" W.15	£17 0 0
" W.15 CS	£17 10 0
GOODMANS Axiom 101	£6 12 1
" 102	£9 13 2
" 150 Mk. II	£10 15 9
" 22 Mk. II	£15 9 0
Audiom 60	£9 2 9
" 70	£14 10 0
" 80	£22 10 0
" 90	£28 0 0
W.B. HF.812	£3 5 6
" HF.1012	£4 17 6

PICK-UPS

ACOS GP.20 Arm	£1 6 1
ACOS HGP39 Head Std. & L.P.	£2 2 3
COLLARO Standard Magnetic P.U.	£1 17 0
COLLARO Studio O or P. Pick up	£3 14 8
COLLARO Transcription Arm Studio "P" Pick up	£4 15 9
COLLARO Transcription Arm Studio (Super) PX	£5 2 5
B.J. Arm	£2 19 11
DECCA XMS Heads Std. or L.P.	£2 14 8
DECCA XMS P.U. with 2 heads	£6 9 5
LEAK Dynamic P.U. with Diamond Stylus	£11 9 6
LEAK Dynamic Extra Head	£7 15 3
Mu-Metal Transformer	£1 15 0

GRAM MOTORS

COLLARO 3/554 3 Speed Motor and Pick up	£8 18 4
COLLARO 2010 less pick-up	£14 5 2
COLLARO 2010 3 Speed Transcription Motor and "P" Pick up	£18 11 11
GARRARD 301 3 Speed Transcription Motor	£25 3 6
GARRARD RC.80M 3 Speed Autochanger with 45 R.P.M. Post	£18 12 9
CONNOISSEUR 3 Speed Transcription Motor (Latest Model)	£27 2 6
WOOLLETT 3 Speed Transcription Motor	£21 0 0

OCTAGONAL SPEAKER CABINET

Designed for the G.E.C. Metal Cone Speaker.
Price £12 10 0

R.J. SPEAKER CABINET

The sensational new miniature speaker Cabinet by Wharfedale.
Price £9 10 0

Postage & Packing extra.
Carriage on cabinets according to mileage 10/- to 15/-.

H.P. Terms available

TELE-RADIO (1943) LTD.

189 EDGWARE ROAD, LONDON, W.2

Phone: PAD. 4455/6.

Shop hours: Monday-Saturday 9 a.m. to 6 p.m. Thursday 9 a.m. to 1 p.m.




**Wayne
Kerr**

Measuring Instruments

X BAND OSCILLATOR Type S.381

The Oscillator employs a co-axial cavity $5\lambda/4$ long and operates in the $4\frac{1}{2}$ transit time cycle of the CV.2346 Klystron. It will operate over the wavelength range 3.0-3.55 cms with a power output constant within 2 db. Power Supply and Modulator Unit Type Z.121 is available for use with this oscillator.



RADIO FREQUENCY BRIDGE Type B.601

A wide range bridge for the measurement of resistance, capacitance and inductance between 15 Kc/s and 5 Mc/s. It will measure complex impedances balanced and unbalanced and between any pair of terminals in a three terminal network.



DECADE POTENTIOMETER Type K.112

Five decades of Minalpha wire resistors arranged in potentiometer form to give ratios between 0 and 1 in steps of .00001. For ratios between 0.1 and 1, the accuracy is better than .01%. Total resistance 100,000 ohms—applied input voltage 300V maximum. The assembly is specially aged for long-term stability.



FOR DETAILS OF THE RANGE WHICH INCLUDES

*AF HF and VHF Bridges Signal Sources Component Test Gear
Microwave Apparatus Special Purpose Equipment*

WRITE OR TELEPHONE

THE WAYNE KERR LABORATORIES LTD · NEW MALDEN · SURREY · MALDEN 2202

“You can rely on us”

Stockists of all Radio and Electronic components for manufacturers, laboratories, Educational authorities, and the amateur.

Stockists of Bulgin, Denco, Hunt, T.C.C., Belling and Lee, W.B., Whiteley, Wharfedale, etc., etc.

Mullard 510 amplifier and G.E.C. 912 amplifier—all parts stocked and available on H.P.


Taylor and Avo instruments from stock. (H.P. terms available.)

RADIO SERVICING COMPANY

82, SOUTH EALING ROAD, LONDON, W.5.

Telephone: EAL. 5737

Next to South Ealing Tube (TURN, LEFT) 9 to 6 p.m. Wed. 1 o'clock.



“W.W.” F. M. Tuner

By S.W. Amos, B.Sc. (HONS.), A.M.I.E.E. and G. G. Johnstone, B.Sc. (HONS.)

Describes an up-to-date tuning unit for reception of v.h.f. broadcast programmes between 87.5 and 100 Mc/s. The unit is designed for use with existing high fidelity audio amplifying equipment and also in conjunction with a normal receiver having provision for a gramophone pickup. 2s. net. By post 2s. 2d.

“... an excellent book of reference which should meet the needs of most experimenters in this field.”

Technical Book Review.

RADIO LABORATORY HANDBOOK

By M. G. Scroggie, B.Sc., M.I.E.E.

This book is intended for both professional engineers and amateurs. It first describes the layout and furnishing of an up-to-date laboratory, and then the various types of apparatus available. Both commercial instruments and improvised equipment are covered. Later chapters deal in detail with methods of making measurements and tests of every kind. Finally, a large section is devoted to the general principles and reference material of everyday use to the radio engineer.

6th Edition 8 $\frac{3}{4}$ " x 5 $\frac{1}{2}$ " 436 p.p. Illustrated. 25s. net By Post 26s. 3d.

Published for “Wireless World”

Obtainable from booksellers or from :-

Iliffe & Sons Ltd., Dorset House, Stamford Street, London, S.E.1



HIGH FIDELITY plus HIGH VERSATILITY

Behind the new RCA High Fidelity Amplifier stands over a quarter of a century's skill and experience in designing professional sound reproducing equipment. This Amplifier includes several exclusive features entirely new to audio engineering, thus making it many years ahead of its time both in design and construction.

The resulting performance will be found to give a new meaning to high fidelity reception and a new realism to recorded music.

The RCA High Fidelity Amplifier can be incorporated successfully into any existing home audio system. The versatility of its input and output facilities coupled with the wide measure of control afforded by the Pre-Amplifier means that it can be used in conjunction with most high quality audio equipment.



High Fidelity

RCA PHOTOPHONE LIMITED

An Associate Company of Radio Corporation of America

Lincoln Way, Windmill Rd., Sunbury-on-Thames, Middx.

Telephone: Sunbury-on-Thames 3101.

PRE-AMPLIFIER

INPUTS—Magnetic Pickup

B.78. 16 mv input for rated output. 300 c/s Turnover. 6 DB Roll-off at 10 Kc/s.

A.78. 14 mv input for rated output. 500 c/s Turnover. 16 DB Roll-off at 10 Kc/s.

L.P. 13.5 mv input for rated output. 500 c/s Turnover. 12 DB Roll-off at 10 Kc/s. Flattened LF at 50 c/s to +13 DB.

R.I.A.A. 11.5 mv input for rated output. 500 c/s Turnover. 14 DB Roll-off at 10 Kc/s. 3 DB Flattening at 50 c/s.

Crystal Pickup. .35 volt with inbuilt equalisation from constant amplitude to constant velocity output enabling switched replaying characteristics to be accurately employed.

Radio/Tape High Level 200 mv. Flat characteristic. Low Level 50 mv. Flat characteristic.

Microphone 6.5 mv for rated output. Flat characteristic.

Mixer Facilities for microphone input, with radio/tape/gramo inputs.

OUTPUT. 1.2 volts from cathode follower stage.

TAPE RECORDING OUTPUT. 1.2 volts cathode follower independent of monitoring.

BASS & TREBLE. Plus and minus 14 DB at 50 c/s and 10,000 c/s.

VOLUME. Twin ganged control giving correct gradation.

LOW-PASS FILTER. Switched 10 Kc/s, 7 Kc/s, 5 Kc/s and Flat.

HIGH-PASS FILTER. Inbuilt, attenuating below 20 c/s.

FILTER SLOPE. Variable to 35 DB per octave.

POWER REQUIREMENTS. 375 v/7 ma, 6.3 v/1 amp.

MAIN AMPLIFIER

OUTPUT. 12 watts rated. Peak in excess of 20 watts over 25-20,000 c/s.

DISTORTION. Total harmonic less than .1% at 10 watts—700 cycles.

NOISE LEVEL. 85 DB below rated output.

DAMPING FACTOR. Variable from positive to negative values.

FREQUENCY RESPONSE. Within 0.2 DB 20—25,000 c/s \pm 0.5 DB 10—60,000 c/s.

FEEDBACK. 40 DB total.

OUTPUT IMPEDANCES. 4 ohms, 7 ohms, 15 ohms.

INPUT VOLTAGE. 1.2 v for rated output.

ANCILLARY POWER SUPPLIES. 375 volts 45 milliamps, 6.3 volts 2.5 amps available for VHF Tuner, Pre-amplifier and Tape Reproducer amplifier.

POWER CONSUMPTION. 130 VA at full load. AC input 100/150 and 200/250 volts.

PRICE £48 . 0 . 0 COMPLETE.

UNUSED RADIO & COMPONENT BARGAINS




Illustration is with covers removed.

We are offering as New, Complete TR.1196 Transceivers, as illustrated. Outfit comprises, 6 valve Superhet, 3 Valve Transmitter, Power Unit and Relay Unit. All complete on Chassis. Present range 4-6.5 mc/s. and output 2 watts. Can be easily converted to cover 1.5 mc/s.-7 mc/s. and power output up to 8 watts. It has a most versatile Receiver which can be easily adapted to cover any band of frequencies from medium broadcast to 30 mc/s. The Transmitter range can also be easily extended and by simply adding 200 pf. condenser to tank circuit will cover 1.5 mc/s. Circuit and conversion details included with each unit.

Each outfit is despatched in transit case at the amazingly low price of £3/- plus carriage 10/-. If despatched without Transit Case, £2/10/- plus carriage 8/6.

REMEMBER!! 9 Standard Valves, 2 Standard 460 Kc. IF's. 3 relays, a motor generator and a host of useful equipment and for breaking up we have a few with soiled cases but otherwise perfect and complete at £2 each, plus carriage 8/6.



CERAMIC VARIABLE CONDENSERS. split stator, plated vanes, spaced .035 ball bearings butterfly 15/15 P.F. extended spindle
EA. 2/6



VARIABLE CONDENSERS, 100 pF. ceramic insulation.
EA. 2/-



50 PF. VARIABLE CONDENSERS in screening Case, 3 1/2 in. X 1 1/2 in. X 2 1/2 in. Spacing 0.40. Only 1/- EA.

MISCELLANEOUS NEW ITEMS

- SLEEVING various colours, 1 mm. and 1.5 mm. Permanoïd, in coils of approx. 144 yds. 8/6 per coil.
- TENAPLAS SLEEVING silk covered in 1 gross reels 1.5 mm. 15/- per gross yds.
- MICOFLEX, Plastic, in 3 gross reels 1.5 mm. 13/- per gross yds.
- PERIBRAID Sleaving 1.5 mm. 1,000 yd. reels 15/- per gross yds.
- SLEEVING in 3 ft. lengths X 18 mm. dia. 6d. per length.
- SLEEVING in 3 ft. lengths X 20 mm. dia. 9d. per length.

- POTS, 100K, 1/4 spindle.....ea. 1/-
- POTS, 1meg, 1/4 spindle.....ea. 1/-
- POTS, 3 gang each, 70K.....ea. 1/-
- HUMDINGER POTS, 100 ohm. Miniature wire wound.....ea. 2/-
- POTS, COLVERN, 200 ohms 5 watts. Wire wound, N.P. case.....ea. 2/-
- 100K MINIATURE POTS.....ea. 1/-
- VALVE HOLDERS UX5 Amphenol.....doz. 5/-
- VALVE HOLDERS B9G Paxolin.....doz. 4/-

All small items postage extra.

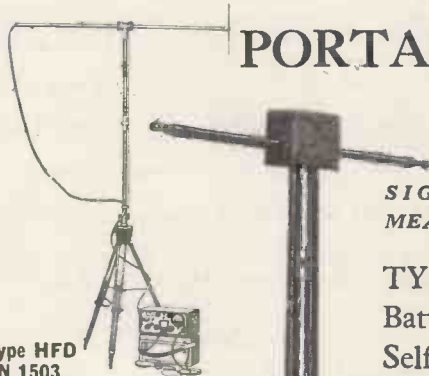
WOOLLEYS RADIO & ELECTRICAL SUPPLIES LTD.

615 BORDLESLEY GREEN, BIRMINGHAM, 9

Phone: VIC 2078

85/720

PORTABLE Field-strength Meters for VHF, FM and TV Bands



Type HFD
BN 1503
87-470 mc/s. AM-FM
Battery or Mains

TYPE HUZ
BN 15012

SIGNAL STRENGTH, NOISE AND INTERFERENCE MEASUREMENTS

TYPE HUZ BN 15012. 47-225 mc/s. AM-FM
Battery or mains operated. Built-in loudspeaker.
Self-calibrating .10 μ V ... 1mV. 1mV ... 100 mV.
Built-in dipole or balanced or unbalanced
line input.

These are two of a range of ten covering most requirements of to-day

AVELEY ELECTRIC LTD.



AYRON ROAD
AVELEY INDUSTRIAL ESTATE
AVELEY, ESSEX


Sole U.K. Agents and concessionaires for
Rohde & Schwarz, Munich—
Communications and Laboratory Instruments



Telephone: South Ockendon 3292. Telegrams: AERSALE, South Ockendon, Romford, Essex

● ACCLAIMED BY F. J. CAMM, JOHN GILBERT, PERCY WILSON, DONALD ALDOUS, MILES HENSLOW AND OTHER LEADING EXPERTS

HIGH FIDELITY AT REALISTIC COST

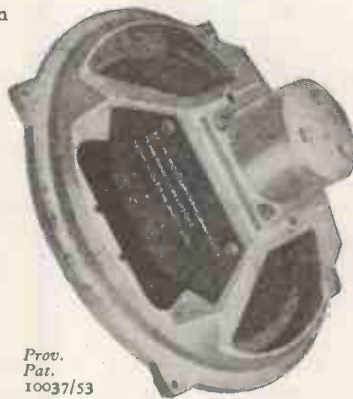


PRICE £25 COMPLETE

Thirty years' manufacturing experience of sound reproduction equipment is embodied in the development of this amplifier—the technical details will satisfy the most critical user. Employing the most recently developed valves, it has a low noise input circuit, feeding the double triode phase splitter, and a push-pull output stage, ultra-linear connected, using a specially designed Whiteley Output Transformer. 25 db negative feed back is applied over the main amplifier. Switched pick-up matching is incorporated in an extremely flexible, compact and easily mounted pre-amplifier tone control unit. Both units are attractively styled and finished in hammered gold.

This equipment, when used in conjunction with Stentorian Speakers, provides most outstanding reproduction.

Stentorian CAMBRIC CONE HIGH FIDELITY UNITS



Prov. Pat. 10037/53

Typical of this world-famous range is Model H.F.1012, a 10" Die-cast unit, incorporating 12,000 gauss magnet, which sells at only £4 17s. 6d. tax-paid. Handling capacity, 10 watts. Frequency response; 30 c.p.s.-14,000 c.p.s. Bass resonance, 35 c.p.s. This unit, together with the 8" and 9" models 812 and 912, are fitted with universal impedance speech coil (3, 7.5 and 15 ohms).

Prices from 4€/6d.

HI-FI REPRODUCER CONSOLE

This very handsome cabinet accommodates practically any make of record player, amplifier, pre-amplifier control unit and radio tuner. Ample record storage space (approx 125 records). Supplied packed flat, complete with screws: easily assembled in a few minutes. Motor board and front panel are easily cut to take the various units. Highly-polished walnut veneer finish, self-supporting lid. Overall measurements (approx.) 33" x 20" x 16".

Price £12-12-0

Other ready-to-assemble cabinets from £5.10.0.

STENTORIAN PRESSURE TYPE TWEETER UNITS

Provide outstanding quality of reproduction when used with Stentorian 10" or 12" HiFi units. Speech coil of aluminium wire, wound on aluminium former which is rigidly fixed to an aluminium diaphragm. Speech coil and diaphragm situated at the rear of magnet centre pole hollowed out to form the commencement of the Horn, in the centre of which is the phase equalizer.

T.10 £4.4.0

T.12 £12.12.0

A suitable cross-over network at 30/- is available.

See and hear these and all other W.B. lines at our London Office (109 Kingsway, W.C.2.) any Saturday between 9 a.m. and 12 noon.



—UNIVERSAL ELECTRONICS—

All equipment, whether new or used, is guaranteed to be perfect in condition.



RCA AR77E
A First Class
Receiver for

Amateurs and S.W.Ls.

SPECIFICATION

Frequency range 540 kc/s to 32 Mc/s. voltage 105 to 230V A.C. mains, 10 tubes: 1-RF, 2-IF, 1st Det. and RF osc., 2nd detector and AF Amp. AVC and AFA mp., Power Amp., Rect. Voltage Stabiliser.

Guaranteed in good condition **PRICE £32**

Also supplied entirely reconditioned, including realignment and resprayed cabinet, AS NEW **PRICE £40**

U.S.A. MICROWAVE TEST GEAR

No technical manuals for sale. Please write for prices.
 TS45. 3 cm. Signal Generator. TS3. S band power frequency meter.
 TS13. X band signal generator. TS14. S band signal generator.
 TS120. X band pulsed signal generator. TS34. Radar Synchroscope.
 TS36. X band power meter. TS69. 300-100 Mc/s. frequency meter.
 TS127. 300-700 Mc/s. frequency meter. TS174 (V.H.F. version of BC221) 20-250 Mc/s.
 TS175. 80-1,000 Mc/s. GENERAL RADIO type 804B. 8-300 Mc/s. signal generator, £70.

Ferrio type 32A. Radio noise and field strength meter. All laboratory equipment may be inspected by appointment.

RECEIVERS

Halicrafters Portable, mains or battery receiver, as new, £50. SX28, 550 kc/s.-42 Mc/s., £45. SX24, 550-42 Mc/s., £28. S20R, 550-42 Mc/s., £25. S20, £20. S29, A.C./D.C. portable battery 550-32 Mc/s., £25. S38 A.C./D.C. 110-250 v. 550-30 Mc/s., £20. Also in stock S27, 30 Mc/s.-150 Mc/s., S27CA, 150-230 Mc/s., HT11A Marine 12 v. radiotelephones. HRO receivers junior and senior types with all coils and power supplies from £27, complete. National NC44, NR100, NC81X, NC200. National NC173, 550-32 Mc/s., as NEW, £65. Marconi CR100, 60 kc/s.-30 Mc/s. reconditioned, £32; RME 69, £35. Eddystone receivers: Types 640, 1.2-30 Mc/s., £22/10/-; 740, 550 kc/s.-32 Mc/s., £35; 750, £48; 680, £65; 670, £35; 504, £25. Hammarlund Super Pro., £45. RCA receivers, AR88D and LF from £55. Set of three dials for model D, £1/10/-. Many other makes in stock.

MANUALS

For RECEIVERS AR88D-LF, AR77E, R107, Marconi CR100, S20R, SX24, SX28, B2, TX/RX, HROs, etc., photostatic copies per copy **£1 7 6**

RECEIVERS : KLYSTRONS · MAGNETRONS

U.S.A. type. APR4 Receiver complete, 30-1,000 Mc/s. APR5, 1,000-6,000 Mc/s. Klystrons 723/AB 3 cm., 707A, 707B, 2K28, 2K33 (1.5 cm.), CV129.

Magnetrons. 725A, 2J32, 2K33, 2K25, 2J36, 2J39, 2J54, 2J22, TR cells 1B24, and many other items of equipment covering HF, VHF, UHF and centimetric bands.

★ **U.S.A. FREQUENCY METERS TYPE BC221**

125 kc/s.-20 Mc/s. Complete with calibration charts.

Available from stock.

CONDITION PERFECT.

NOTE : Government surplus radio components now available at our other shop No. 27 Lisle Street, W.C.2.

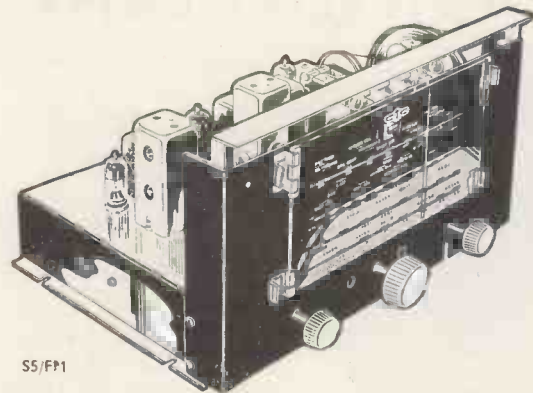
22 LISLE STREET, LEICESTER SQ., LONDON, W.C.2.

Shop hours, 9.30 a.m. to 6 p.m.

OPEN ALL DAY SATURDAY

Thursday 9.30 a.m. to 1 p.m.

Write, Call or Telephone
 GERrard 4447 and 8410 (Day)
 MEAdway 3145 (Night)



SS/FM1


—TUNERS—

The combined V.H.F. Frequency and World Wide Amplitude Modulation Tuner uses a tuned R.F., self oscillating additive mixer, 2 x I.F. amplifiers, and Radio Detector on the V.H.F. band II with completely stable tuning. The AM section uses a tuned R.F. stage, F.C., High gain I.F. amplifier with variable selectivity, and delayed Amplified A.V.C. on all wave bands. A Cathode Ray tuning indicator is fitted and operates on all channels and bands. Available in two types.

S5/FM 16-50 m.; 195-550 m.; 800-2,000 m. A.M. 87.5-100 mc/s. FM.
 S5E/FM 12.5-37 m.; 35-100 m.; 90-250 m.; 190-550 m. AM, 87.5-100 mc/s. FM.

For three years the FM81 has received the acclaim of the trade and private user alike. Completely stable tuning, distortionless output, and high AM reject ratio, tuning indicator are some of the many features that make it the most sought after FM tuning unit to-day! New valves and circuits now make possible the FM81 Mark II. Similar in size and appearance to its famous predecessor but with the following improved features.

- Increased gain at the aerial of over 20 db.
- Very low radiation into aerial.
- High level noise limiter
- Easier installation with choice of three escutcheons: Gold, Silver, Bronze.
- Improved A.V.C. characteristics.



FM81

C. T. CHAPMAN (Reproducers) LTD

RILEY WORKS, RILEY STREET, CHELSEA, S.W.10


FLAxman 4577/8

Export Enquiries Invited

MARCONI CRYSTALS for Stability and Precision




Surface Grinding



Planetary Lapping



Finishing to Frequency



Testing—Grid Current Recording



FREQUENCY RANGE 1.6 Kc/s TO 55 mc/s

The experience gained in manufacturing quartz crystals to the stringent requirements of our own apparatus and those of the Services, enables us to offer a comprehensive range of crystals covering the frequency band 1.6 Kc/s to 55 mc/s. Years of intensive research and development work in this field guarantee the reliability and quality of this Marconi Product.

Lifeline of communication

MARCONI



MARCONI'S WIRELESS TELEGRAPH CO. LTD., CHELMSFORD, ESSEX Telephone: Chelmsford 3221

MAINS TRANSFORMERS

FULLY INTERLEAVED
SCREENED AND IMPREGNATED. ALL GUARANTEED

ALL PRIMARIES ARE 200/250 v. Half Shrouded

HSM 63 (Midget). Output 250-0-250 v. 60 m/a., 6.3 v. at 3 amps., 5 v. at 2 amps.	16/3
HS63. Output 250-0-250 v. 60 m/a., 6.3 v. at 3 amps., 5 v. at 2 amps.	16/6
Output.	
HS2. 250-0-250 v. 80 m/a.	19/-
HS3. 350-0-350 v. 80 m/a., 19/-.	19/-
HS2X. 250-0-250 v. 100 m/a., 21/-.	21/-
HS75. 275-0-275 v. 100 m/a.	21/-
HS30X. 300-0-300 v. 100 m/a., 21/-.	21/-
HS3X. 350-0-350 v. 100 m/a.	21/-

Fully Shrouded

FSM63 (Midget). Output 250-0-250 v. 60 m/a., 6.3 v. at 3 amps., 5 v. 2 amps.	16/9
FSM66 (Midget). Output 250-0-250 v. at 60 m/a., 6.3 v. at 3 amps., 6.3 v. at 2 amps.	17/3
Output.	
FS2. 250-0-250 v. 80 m/a.	21/-
FS30. 300-0-300 v. 80 m/a., 21/-.	21/-
FS3. 350-0-350 v. 80 m/a.	23/-
FS2X. 250-0-250 v. 100 m/a., 23/-.	23/-
FS75. 275-0-275 v. 100 m/a.	23/-
FS30X. 300-0-300 v. 100 m/a., 23/-.	23/-
FS3X. 350-0-350 v. 100 m/a.	23/-

All the above have 6.3 4-0 v. at 4 amps., 5-4-0 at 2 amps.
 FS43. Output 425-0-425 v. 200 m/a., 6.3 v. 4 amps., C.T. 6.3 v. 4 amps., C.T. 5 v. 3 amps. Fully shrouded. 47/6
 FS50. Output 450-0-450 v. 250 m/a., 6.3 v. 2 amps., C.T. 6.3 v. 4 amps., C.T. 5 v. 3 amps. Fully shrouded. 67/6
 F35X. Output 350-0-350 v. 250 m/a., 6.3 v. 6 amps., 4 v. 8 amps., 4 v. 3 amps., 0-2-6.3 v. 2 amps. Fully shrouded. 65/-
 FS160X. Output 350-0-350 v. 160 m/a., 6.3 v. 6 amps., 6.3 v. 3 amps., 5 v. 3 amps. Fully shrouded. 44/-
 HS6. Output 250-0-250 v. 100 m/a., 6.3 v. 6 amps., C.T. 5 v. 3 amps. For receiver R1355. Half shrouded. 26/6
 HS150. Output 350-0-350 v. 150 m/a., 6.3 v. 3 amps., C.T. 5 v. 3 amps. Half shrouded. 27/9
 F36. Output 250-0-250 v. 100 m/a., 6.3 v. 6 amps., C.T. 5 v. 3 amps. Fully shrouded. 29/6
 FS120. Output 350-0-350 v. 120 m/a., 6.3 v. 2 amps., C.T. 6.3 v. 2 amps., C.T. 5 v. 3 amps. Fully shrouded. 29/9
 FS150X. Output 350-0-350 v. at 150 m/a., 6.3 v. at 2 amps., C.T. 6.3 v. at 2 amps., C.T. 5 v. at 3 amps. Fully shrouded. 31/6
 The above have inputs of 200/250 v.

OUTPUT TRANSFORMERS

MIDGET OP. 5,000Ω to 3Ω	3/9
8,000Ω to 3Ω	3/9
OP10. 10/15 watts output. 20 ratios on Full and Half Primary	17/9
OP30. 30 watts output. 20 ratios on Full and Half Primary	25/9
Williamson's O.P. Transformer to Author's specification	£4/13/6
Chokes for Williamson's Amplifier, 30 H. at 20 m/a.	16/6
10 H. at 150 m/a.	32/-

FILAMENT TRANSFORMERS

All 200/250 v. Input

F3. 6.3 v. @ 3 amp. 8/11. F3X. 6.3 v. @ 1.5 amp.	5/9
F4. 4 v. @ 2 amp. 7/6. F6. 6.3 v. @ 2 amp.	7/6
F6X. 6.3 v. @ 0.3 amp. 5/-. F12X. 12 v. @ 1 amp.	7/9
FU6. 0-2-4-5-6.3 v. @ 2 amp. 10/-. F12. 12.6 v. tapped 6.3 v. @ 3 amp.	16/6
F24. 24 v. tapped 12 v. @ 3 amp.	23/6
F29. 0-2-4-5-6.3 v. @ 4 amp.	17/9
FU12. 0-4-6.3 v. @ 3 amp.	17/6
FU24. 0-12-24 v. @ 1 amp.	17/6
F27. Two windings 12 v. @ 1.5 amp.	21/-
F34. 4-9-15-24 v. @ 3 amp.	26/6
F39. 9-15 v. @ 6 amp.	29/-
Transformers suitable for Low Voltage Lighting. Fully shrouded with terminal blocks, 230 v. Input. 12 v. @ 20 amp. £6. 12 v. @ 10 amp.	£4/10/-
FS. 6.3 v. @ 10 amps. or 5 v. @ 10 amps., or 12.6 v. @ 5 amps., or 10 v. @ 5 amps.	34/-
F6/4. Four windings at 6.3 v. tapped 5 v. @ 5 amps. each, giving by suitable series and parallel connections up to 6.3 v. @ 20 amps.	51/6

Quotations, etc., stamped addressed envelope please

C.W.O. (add 1/6 in £ for carriage)

Export enquiries invited

H. ASHWORTH (Dept. W.W),
676, Gt. Horton Road, Bradford 7, Yorks.

Are you searching

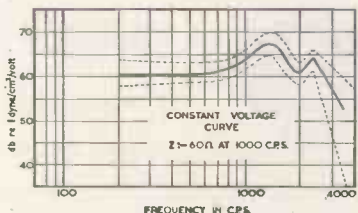


FOR HIGH QUALITY ELECTRONIC MINIATURES

Make contact with Arden Acoustic Laboratories Limited, for details of high-quality Miniature Earphones, Transformers, Switches, Volume Controls, Plugs and Sockets; also of the widely-known ARDENTE Hearing Aids.



MINIATURE EARPHONE



The latest Miniature Earphone is characterised by its high efficiency and slim, elegant appearance. The curve shown above was taken on a Post Office type 1½ c.c. artificial ear and the dotted lines represent the 95% confidence limits calculated from a batch of Earphones of this type.

Controlled methods of manufacture, in which the magnet in each unit is individually adjusted and aged; plus a detailed inspection procedure which includes an automatic curve trace on each Earphone, ensures a uniform product of high quality and reliability.

A wide choice of impedance values can be produced to meet the designer's needs.

SUB-MINIATURE TRANSFORMERS

will be featured in our next advertisement in this series; details will gladly be sent upon application



ARDENTE

ELECTRONIC COMPONENTS

Details on request to
ARDENTE ACOUSTIC LABORATORIES LTD.
Springfield Works, Horn Lane, Acton, London W.3
Telephone: ACOrn 4161-1282



a New

**STABILISED POWER SUPPLY UNIT
FOR PHOTO-MULTIPLIERS**

Ediswan now have available a new stabilised power supply unit which has been specially designed to feed Photo-Multipliers. It is particularly suitable as a supply unit for Ediswan Mazda Photo-Multipliers type 27.M1, 27.M2 and 27.M3.

BRIEF SPECIFICATION TYPE R1184

INPUT	OUTPUT	STABILITY	OUTPUT RESISTANCE	RIPPLE
200-250 v., 40-100 c.p.s.	High stability low ripple D.C. supply variable between 300 and 1,100 volts. Max. current 2 mA. Pos. or neg. may be earthed.	A 10% change in mains input voltage results in a change of less than 0.1% between 1,100 volts and 600 volts output.	Approximately 1,500 ohms.	Less than 0.01% R.M.S.
<p>MOUNTING The Unit is suitable for standard rack mounting or for bench use. Bench Stands are available.</p>				



PRICE — £48

Further information is available on request


EDISWAN

RADIO DIVISION · THE EDISON SWAN ELECTRIC COMPANY LIMITED
 155 Charing Cross Road, London, W.C.2. Telephone: Gerrard 8660. Telegrams: Ediswan, Westcent, London
 Member of the A.E.I. Group of Companies

AVAILABLE NOW!!

TRUVOX

**TAPE RECORDER COMPONENTS
AND ACCESSORIES**



**TAPE DECKS
MARK IIIU SERIES**

Technically identical with the world-famous Deck supplied, in bulk, to Recorder Manufacturers. With B.S.S. sense of tracking, it is fully approved for playback of pre-recorded tapes. List Price remains at 22 gns.

Details of complete recorders incorporating the TRUVOX Tape Deck are available on request.

The full range of Truvox Tape Recorder Components and Accessories is listed below—send for fully descriptive leaflets.



**TAPE DECKS · AMPLIFIER · RADIO JACKS
FOOT CONTROL · TELEPHONE ADAPTOR
MONOSET & STETHOSET HEADPHONES
CORNER DIFFUSION SPEAKER**

TRUVOX LIMITED

Sales Office: 15, LYON ROAD, HARROW, MIDDX.
Tel.: Harrow, 9282

Tech. & Service Depts.: 32B, THE BROADWAY, STATION ROAD,
HARROW, MIDDX. Tel.: Harrow 4455

ORYX

**MINIATURE
SOLDERING INSTRUMENTS**

Selling briskly in more than 16 foreign countries where SUPERIOR quality and efficiency are also appreciated.



5 MODELS : BIT SIZES FROM $\frac{1}{16}$ " to $\frac{3}{16}$ "
VOLTAGES : 6, 12, 24 or 50. PRICE 25/-

SOLE DISTRIBUTORS:

ANTEX

3, TOWER HILL, LONDON, E.C.3 Tel. ROYAL 4439

3 TAYLOR INSTRUMENTS FOR RADIO T.V. AND F.M. ALIGNMENT

TAYLOR SWEEP OSCILLATOR MODEL 92A For T.V. and F.M. Receiver Alignment

Frequency-modulated oscillator designed for the rapid and accurate alignment of T.V. and F.M. receivers. Also suitable for checking band pass amplifiers.

Frequency range: 5-250 Mc/s.

Frequency deviation: Continuously variable to approx. 15 Mc/s.

Output: 40 microvolts to 2 millivolts continuously variable.

Freq. Mod.: Substantially linear to 6 Mc/s.

Sweep width: Less than 10% max. sweep.

Sweep: Sweep voltage continuously variable to a max. of 300 V.R.M.S.

CASH PRICE £30.0.0 **Prompt Delivery**
Available on advantageous Hire Purchase Terms



TAYLOR OSCILLOSCOPE MODEL 31A

An Oscilloscope of advanced design and reliable performance intended primarily to meet the requirements of T.V. and Radio Servicing and Alignment, but its versatile features make it ideally suitable for general laboratory work.

Tube: Flat faced C.R. tube 4in diameter.

Electro static deflection.

Hard Time Base: Covers frequencies from 10 c/s to 500 Kc/s,

free running or triggered.

Amplifiers: Both horizontal and vertical with push pull output are provided. High gain amplifier band width 10 c/s to 6 Mc/s.

Flyback Suppression Circuit fitted with tube modulator.

CASH PRICE £60 **Prompt Delivery**
Available on advantageous Hire Purchase Terms

TAYLOR SIGNAL GENERATOR MODEL 67A For Television up to 240 Mc/s

The Colpitt's oscillator circuit used gives good frequency stability and waveform over the wide frequency range.

Frequency range: 100 Kc/s-240 Mc/s in six bands. Covers Band III.

Total Scale Length: 48ln.

Accuracy: $\pm 1\%$.

Modulation: 400 cycles, 30% depth.


Output impedance: 75 ohms.

Direct A.F. output provided.

Attenuation: 100 dB continuously variable.

Automatic cut-out against mains overload.

CASH PRICE £22.0.0 **Prompt Delivery**
Available on advantageous Hire Purchase Terms

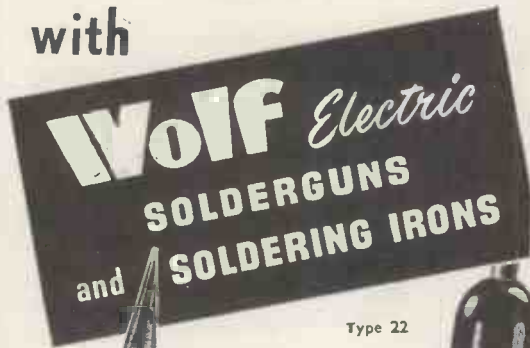


- Make sure the instrument you purchase suits your requirements. All Taylor Models are available on a SEVEN DAY APPROVAL SCHEME. Write for full details and Catalogue.

ELECTRICAL INSTRUMENTS LTD.

MONTROSE AVENUE, SLOUGH, BUCKS. Telephone: Slough 21381 Cables: Taylins, Slough

**4 reasons why...
IT PAYS TO SOLDER**
with



Alternative Types



Type 31



Type 41



Type 71



Type 81



Type 21

- **RAPID CONSTANT HEAT**
- **ABSOLUTE DEPENDABILITY**
- **SOLID CONSTRUCTION**
- **PERFECT BALANCE**

Type 22



Alternative Types



Type 32



Type 42

**TRIGGER FEED
SOLDERGUN**



Type No. 51 is designed specially for all assembly operations. Solder is fed automatically with trigger-action and two reels are supplied—one 15 ft. acid-cored and one 15 ft. resin-cored.

Unbeatable from every point of view, well able to withstand hard workshop treatment and ideal for continuous use. Features include rapid constant localised heat—solid sturdy construction—low current consumption—perfect balance—absolute dependability. A type and bit for every purpose from fine instrument to heavy industrial work.

Each tool includes 5 feet tough rubber 3-core cable.

Obtainable from all leading tool merchants and factors.
Fully descriptive Brochure free on request.

WOLF ELECTRIC TOOLS LTD • PIONEER WORKS • HANGER LANE • LONDON • W.3
Tel: PERVALE 5631 • BRIDGEMAN, BIRMINGHAM, MANCHESTER, LEEDS, BRISTOL, NEWCASTLE, GLASGOW

Announcing—
TELECLIP
UNDER-CHIN HEADPHONES



OUNCES LIGHTER—GIVING MORE COMFORT AND CONVENIENCE AND BETTER SOUND

A new development in headphones which will save many a headache and hair-do. Weighing less than 2 ounces, TELECLIP suspends from the ears *under the chin*, leaving ample clearance for speaking. The earphones, cushioned with foam nylon plugs, have a high sensitivity and wide frequency range. TELECLIP is hygienically finished in aluminium grey plastic, is inconspicuous in use and can be worn for hours without fatigue.

SOME OF ITS USES

By telephone operators, receptionists and dictaphone typists. . . . In hospitals, churches, lecture rooms, beauty parlours and hairdressing salons . . . for military communications . . . by radio operators and constructors.



Send for leaflet fully describing TELECLIP and its many applications, also for quotations and terms.



ARDEnte

ELECTRO-ACOUSTIC ENGINEERS

ARDENTE ACOUSTIC LABORATORIES LIMITED
SPRINGFIELD WORKS, HORN LANE, ACTON, LONDON W.3
TELEPHONES: ACORN 4161-1282



'SCOTCH BOY'


Electrical Tapes

NOW
with *Thermosetting Adhesive*

In the field of component assembly, 'Scotch Boy' electrical tapes have long been unrivalled for strength, ease of application, and excellent dielectric properties.

Now a new range of 'Scotch Boy' electrical tapes, with thermosetting adhesive, has been introduced. These remarkable new paper, glass cloth, and acetate cloth tapes have the same ability to stick at a touch, but the adhesive cures firm when components are subjected to the normal drying cycles.

The cured adhesive has greatly increased solvent resistance, and soft spots are eliminated. The new tapes are, therefore, ideal for use with solventless varnishes and casting resins.



HERE ARE TYPICAL APPLICATIONS:

- | | |
|--------------|--|
| TOP LEFT | <i>No. 38 Paper Tape binds and insulates motor field coils</i> |
| TOP RIGHT | <i>No. 38 Paper Tape is used to anchor, start, and finish wires</i> |
| CENTRE RIGHT | <i>No. 27 Glass Cloth Tape holds the leads and insulates the lead wire splice of a lighting transformer</i> |
| BOTTOM RIGHT | <i>No. 28 Acetate Cloth Tape anchors leads in secondary windings, and No. 38 Paper Tape holds fibre lead pads of a transformer</i> |

FOR SPEED AND ECONOMY IN COIL ASSEMBLY

'SCOTCH BOY'

(Regd. Trade Mark)

Electrical Tapes

ANOTHER  PRODUCT

ADCOLA

(Regd Trade Mark)

SOLDERING INSTRUMENTS
& ALLIED EQUIPMENT



ILLUSTRATED

DETACHABLE
 $\frac{3}{8}$ " BIT MODEL
LIST No. 64

Protective
Shield
List No. 68


CATALOGUES HEAD OFFICE SALES & SERVICE

ADCOLA PRODUCTS LTD.,
GAUDEN ROAD,
CLAPHAM HIGH ST.,
LONDON, S.W.4

TELEPHONES :
MACaulay 4272

WHY ENGINEERS SPECIFY EGEN potentiometers —

Egen Potentiometers are based on long experience of requirements of television and electronic equipment manufacturers. In design, dependability, accuracy and freedom from wear they are *outstanding*, but, above all, they are completely **NOISELESS**.



DUAL POTENTIOMETERS with concentric operating spindles. The new Egen Dual Potentiometers incorporate all these outstanding design features — multiple contact rotors, smooth easy movement, thorough screening between sections, plus a convenient soldering tag for earthing screened connections.


on each metal case. Switch and Potentiometer soldering tags are of high-grade brass heavily silver plated for easy soldering; they are positively located and withstand soldering heat and bending without loss of rigidity. Control spindles can be supplied to suit customers' requirements.

PRE-SET POTENTIOMETERS. Completely enclosed in high-grade phenolic mouldings. Solder tags heavily silver plated for quick soldering. Fully insulated spindles with integral control knobs. Tapped for 2-hole 6 B.A. fixing on $\frac{3}{8}$ " centres. Type 126, wire-wound. Type 127, carbon.



STANDARD CARBON POTENTIOMETERS. Made by an entirely new method ensuring a highly stable resistance element, which is also very durable. Silent and smooth in operation, these controls offer both mechanical and electrical reliability. Soldering tags are heavily silver plated to resist oxidation, and the mains switch has an efficient quick make-and-break action.

PRE-SET RESISTOR. This has a wire-wound resistance element, traversed by a nickel-silver slider. Adjustment is effected by a worm drive spindle fitted with a knurled and slotted knob. This component is smooth and noiseless in action and is designed to meet the many and varied requirements of the Electronic Industry. Egen pre-set resistors can be supplied in multi-bank assemblies to suit individual requirements. There are also twin-track models, and types with an electrically divided slider, giving adjustment on two resistors with one operation.



EGEN ELECTRIC LTD. Charfleet Industrial Estate,
Canvey Island, Essex • Phone: Canvey Island 691/2

Are you bewildered...

by the variety of Hi-Fi apparatus now offered?

If so our unbiased guidance is at your command. APPARATUS RECOMMENDED BY WEBB'S BEARS THE HALL-MARK OF RELIABILITY AND QUALITY, we list a few examples, each offering the very best value in its price range.

LIST PRICE	Or if you so desire, here are Webb's "Terms" to assist					
	WEBB'S "6 MONTHS PLAN" NO INTEREST CHARGES			WEBB'S EXTENDED PAYMENTS		
	Deposit	6 payments by Banker's Order	Deposit	Monthly Payments		
				12 Months	18 Months	
<p>★ ROGERS "RD JUNIOR" AMPLIFIER, has a "luxury" specification and performance at a reasonable price.....</p> <p>And a tested combination—</p> <p>"RD Junior" £26 0 0</p> <p>Collaro "2010" 3-speed motor with "Studio" pickup £18 5 3</p> <p>WB Cabinet speaker with "HF1012" unit £15 7 6</p> <p>£59 12 9</p> <p>OR as above plus WB "Pressure Tweeter" and Crossover £65 6 9</p>	£26 0 0	£5 4 0	£3 9 4	£8 13 4	£1 11 10	£1 2 2
<p>★ LEAK "TL/12" and "VARISLOPE II," recognised throughout the world as one of the finest amplifiers yet devised.....</p> <p>And an excellent combination—</p> <p>"Leak" £45 3 0</p> <p>Connoisseur Vari; 3-speed motor £25 15 5</p> <p>Leak "Dynamic" Pickup with LP head and transformer £13 4 6</p> <p>£84 2 11</p>	£59 12 9	£11 18 9	£7 19 0	£19 17 7	£3 12 11	£2 10 10
<p>★ ROGERS "RD SENIOR" AMPLIFIER, offers every conceivable facility of control, does full justice to the very finest input and speaker.....</p> <p>And a wonderful setup—</p> <p>"RD Senior" £43 10 0</p> <p>Tannoy "GRF" Enclosure Loudspeaker £99 15 0</p> <p>£143 5 0</p>	£65 6 9	£13 1 3	£8 14 3	£21 15 7	£3 19 11	£2 15 8
<p>★ ACOUSTICAL "QUAD II" considered by many as the amplifier "par excellence".....</p> <p>It makes a "nice noise" with</p> <p>"Quad II" £42 0 0</p> <p>Connoisseur S/L Pickup Mark II £12 8 2</p> <p>Tannoy 15in. Dual Concentric unit £35 12 0</p> <p>£90 0 2</p>	£45 3 0	£9 0 6	£6 0 5	£15 1 0	£2 15 3	£1 18 6
<p>★ ARMSTRONG "A10" AMPLIFIER excellent workmanship, design and results.....</p> <p>A recommended combination—</p> <p>"A10" £29 10 0</p> <p>Collaro "2010" 3-speed unit with "Transcription" pickup... £18 11 10</p> <p>£48 1 10</p>	£84 2 11	£16 16 5	£11 4 5	£28 1 0	£5 2 11	£3 11 9
<p>★ WEBB'S "SAND-FILLED" CORNER BAFFLE, exquisitely finished in walnut.....</p> <p>OR fitted with Wharfedale "W12/CS" 12in unit.....</p> <p>OR WEBB'S special recommendation, as above £28/13/- plus Barker Duode in matching treble unit and crossover complete.....</p>	£43 10 0	£8 14 0	£5 16 0	£14 10 0	£2 13 2	£1 17 1
<p>★ VHF (FM) UNITS available in variety including</p> <p>JASON £15 17 0</p> <p>LOWTHER £29 6 4</p> <p>EDDYSTONE "820" £38 0 0</p> <p>ARMSTRONG £21 0 0</p>	£143 5 0	£28 13 0	£19 2 0	£47 15 0	£8 15 1	£6 2 0
	£42 0 0	£8 8 0	£5 12 0	£14 0 0	£2 11 4	£1 15 10
	£90 0 2	£18 0 2	£12 0 0	£30 0 1	£5 10 0	£3 16 8
	£29 10 0	£5 10 0	£3 18 8	£9 16 8	£1 16 1	£1 5 2
	£48 1 10	£9 12 4	£6 3 3	£16 0 7	£2 18 10	£2 1 0
	£18 18 0	£3 15 6	£2 10 5	£6 6 0	£1 3 2	16 1
	£28 13 0	£5 14 6	£3 16 5	£9 11 0	£1 15 1	£1 4 5
	£51 18 0	£10 7 6	£6 18 5	£17 6 0	£3 3 5	£2 4 3
	£15 17 0	£3 3 6	£2 2 3	£5 5 8	19 5	13 6
	£29 6 4	£5 17 4	£3 18 2	£9 15 5	£1 15 10	£1 5 0
	£38 0 0	£7 12 0	£5 1 4	£12 13 4	£2 6 6	£1 12 5
	£21 0 0	£4 4 0	£2 16 0	£7 0 0	£1 5 8	17 11

• • • • • ANY APPARATUS or ANY COMBINATION over £15 in value can be accommodated under WEBB'S "EASY" TERMS. BUT, before ordering, do first avail yourself of our expert guidance on the best possible combination for your proposed outlay. • • • • •



... at your service!



HARTLEY-TURNER SOUND EQUIPMENT

THE HARTLEY-TURNER "315" SPEAKER

The model "315" Loudspeaker is the latest product of the H. A. Hartley Co. Ltd. It is a 12in. diameter unit with a very wide frequency range.

This wide frequency range is obtained by means of a special voice coil construction and a two-part cone joined by a compliance, which together form a mechanical crossover system.

This method of construction possesses four major advantages:—

Expensive electrical crossover systems as used with dual speaker arrangements are eliminated.

The buzzing normally associated with twin cone loudspeakers is eliminated.

The bass resonant frequency of the speaker is lowered.

The cone is stiffened by the compliance to greatly reduce distortion at low frequencies.

Every speaker is individually assembled and tested to ensure the finest quality workmanship.

We are pleased to offer this new speaker at the price of:—

10 GUINEAS

Full details will be sent free on request to:—

H. A. HARTLEY CO. LTD.
152, HAMMERSMITH ROAD,
HAMMERSMITH, LONDON, W.6.

Telephone: RIVerside 7387

M. R. SUPPLIES Ltd.

(Established 1935)

We have the following first-class material for disposal at attractive prices. Every item tested and guaranteed perfect. Prices nett.

HIGH-DUTY AIR BLOWERS (A.C. & E.). Powered with B.T.H. 0.4 H.P. Induction Motor, 220/240 v. 50 c. 1 phase, 2,800 r.p.m. Diameter of blower cowling 16in., overall depth 17in. Round inlet 6 $\frac{1}{2}$ in. dia., rectangular outlet 5 \times 4in. Duty approx. 1,000 c/f.t. per min. Brand new, in original packing cases, £15 (despatch England 10/-). We have 55 only of these 238 units available. Early application essential.

UNIVERSAL MAINS MOTORS. 200/250 v. A.C./D.C., 1/15th H.P. A fine bargain, for many purposes.—Sewing Machines (for which they were made), Drills, Grindstones, Cine Projectors, Mixers and Stirrers, etc. Size: 4 $\frac{1}{2}$ in. long, 2in. by 4 $\frac{1}{2}$ in. overall. Shaft 1 $\frac{1}{2}$ in. proj. 1 $\frac{1}{2}$ in. dia. Open type, ball-bearings. Brand new, 37/6 (des. 2/-). 150 only! G.E.C. 1/3rd H.P. MOTORS. 110 v. 50 c. 1 ph. Special clearance offer. 1,425 r.p.m., split-phase induction, new (slightly soiled on frames). All tested, perfect, 38/6 (des. 5/-). 40 only!

ROTARY TRANSFORMERS (Perm. magnet field—for stepping up or down). Three commutators, 6 and 12 v. to 250 v. D.C., 65 mA., or will deliver 6 or 12 v. from 200/250 v. D.C. mains for model railways or 200/250 v. D.C. from car battery for electric razors. Very handy units, new 12/6 (des. 2/-).

LONGEX RELAYS. Very special limited offer. Type LF, 230 v. A.C. coil, 2-pole make A.O. switching (ex-Govt.—new), 22/6 (des. 1/6). Also Miniature type, 2 $\frac{1}{2}$ in. by 2in. by 1 $\frac{1}{2}$ in., 230 v. A.C. coil, 2-pole C.O., 6 amp. switching, brand new, 27/6 (des. 9d.). Also type IQA, 230 v. A.C. coil, 2 pole C.O. mercury switch, 15 amps., 75/- (des. 2/-).

MICROAMMETERS (first-class makers). 0/50 Microamps, 1st grade m/coil, in projection housing, 3 $\frac{1}{2}$ in. dia. by 4in. proj., 52/6 (des. 1/6).

HIGH-DUTY MAINS TRANSFORMERS (5 $\frac{1}{2}$ kVA). Very fine offer of 640 units, brand new, ex-Phillips—cancelled order. Prim. tapped 200/250 v. 50 c. 1 ph. Secondary providing 11 taps up to 180 v. 15 amps. (TWO identical secondaries at this rating). As fully described in our September advertisement. A few left at only £12/10/- each (des. extra at cost).

SYNCHRONOUS ELECTRIC CLOCK MOVEMENTS. Again available from stock! Complete units for use on 200/250 v. 50 c. mains, with spindles for hours, minutes and seconds hands. In plastic dust cover 3 $\frac{1}{2}$ in. dia. by 2in. deep, single-hole mount to dial, with flex, 27/6 (des. 1/-). Set of three Hands to fit, setting 6/7in. dial, 2/-.

RADIAL STUD SWITCHES, with 20 stud-taps, make before break, 5in. sq., by 2in. deep, with laminated switch arm, brand new, 9/6 (des. 1/-).

SYNCHRONOUS TIME SWITCHES, 200/250 v. 50 cycles. Can be set to switch on and off at any desired time of the day. Switching capacity 4 amps. A.C. (250 v.). In wall mount metal housing with glass window. Second-hand, all tested, perfect, 58/6 (des. 2/6). Last few of these.

THERMO-COUPLE AMMETERS, 0/1 amp. 2 $\frac{1}{2}$ in. proj. panel mount. Brand new, best makes, for R.F. or 50 c. readings, or D.C. 7/6 (des. 9d.).

MAINS MOTORS, best capacitor/induction type for 220/250 v. 50 c. 1 ph., 1,425 r.p.m., reversible, ball-bearings, 1 H.P., 24/18/6 (des. 5/-); 1 H.P., same type, 27/5/- (des. 7/6). All brand new.

SMALL GEAR BOXES. Double worm gear, 300/1 reduction. In die-cast housing 2 $\frac{1}{2}$ by 2 $\frac{1}{2}$ by 2 $\frac{1}{2}$ in. Final shaft 1 $\frac{1}{2}$ in. dia. by 1 $\frac{1}{2}$ in. proj. Ball-bearings, transmission up to 1/10th H.P., 45/- (des. 1/6).

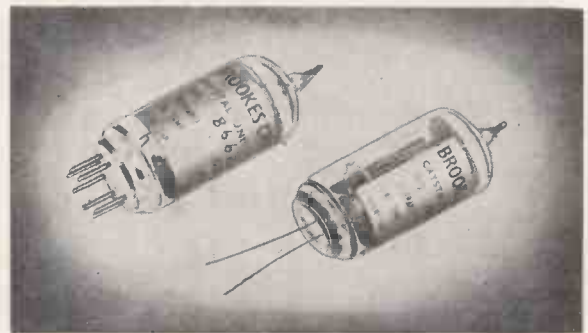
VERY MINIATURE L.V. MOTORS for models, 6/12 v. operation, 0.25 amp. Well made with P.M. field, reversible, only 1 $\frac{1}{2}$ x 1 $\frac{1}{2}$ x 1 $\frac{1}{2}$ in. with shaft proj. 1in., 8/6 post paid.

LARGE RANGE OF F.L.P. GEARED MOTORS for immediate delivery from stock. We invite interested firms to send for our List GM/365.

M. R. SUPPLIES, Ltd., 68 New Oxford St., London, W.C.1

Telephone: MUSeum 2958

BROOKES Crystals



mean DEPENDABLE frequency control

● Illustrated above are two Type G Crystal units from a range covering 111 kc/s to 500 kc/s, and 3 Mc/s to 20 Mc/s.

ALL Brookes Crystals are made to exacting standards and close tolerances. They are available with a variety of bases and in a wide range of frequencies. There is a Brookes Crystal to suit your purpose—let us have your enquiry now.




Brookes Crystals Ltd.

Suppliers to Ministry of Supply, Home Office, B.B.C., etc.
181/3 TRAFALGAR ROAD, LONDON, S.E.10.

Phone: GREenwich 1828 Grams: Xtals, Green, London

ALL AT MANUFACTURERS COST!



RADIO RECEIVER CHASSIS

Built to the highest specifications, these chassis offer the finest value to the enthusiast. Supplied with set of selected knobs. Socket panels for aerial, earth, speaker, pick-up and gram motor. 200/250/50 cycles only.

TYPE A 5 VALVES

TYPE A: 5 valves 3-wavebands Superhet with full negative feedback and A.V.C. Built-in Ferrite antenna. Full range tone control, **£9/19/6**

TYPE B 7 VALVES

TYPE B: 7 valves 3-wavebands Superhet with specially designed push-pull output stage. Separate Bass and Treble **£15/4/6**

SPECIAL F.M. CHASSIS

A six-valve pure F.M. chassis with single waveband only, covering all existing and projected B.B.C. FM transmissions. Highest degree of I.F. amplification making it ideally suitable for fringe areas. Output stage specially designed around an EL 41 output valve ensuring a really wide audible frequency range. Permeability-tuned circuit with high stability factor. Special wide-range tone control. Output 4 watts. A.C. 50 cycles only. Provision for external speaker. **13 Gns.**
Co-axial socket for dipole aerial.

A.M./F.M. CHASSIS

A nine-valve A.M./F.M. chassis with 4 wavebands (Long, medium, short and F.M.) push-pull output stage and magic eye for precision tuning. Specially designed, with permeability-tuned F.M. circuit and a very high degree of I.F. amplification for fringe-area reception, it offers the finest quality regardless of price. Automatic volume control and a special wide-range tone control. Push-pull output stage and compensated network for electrostatic treble speaker, with an output of 5 watts and the widest possible audible frequency range. Special large 10in. high flux-density F.M. Speaker with hyperbolic cone plus matched high-tone electrostatic Speaker. Co-axial socket for dipole aerial. A.C. 50 cycles only. Provision for external speaker. **23 Gns.**

A.M. CHASSIS

5-valve Superhet, 2 wavebands (medium and long). AC/DC 200-250 volts. Output 4 watts. Controls—tuning, on/off volume, wave change. Developed to meet the demand for an inexpensive instrument with no sacrifice in the quality of its reproduction and output. **8 Gns.**

Packing and carriage for all Chassis 12/6.



CABINETS

The magnificent Bureau type Cabinet illustrated is in specially selected walnut veneered exterior with light Sycamore interior with matching Rexine lining. Two full-sized compartments. Overall measurements: 34in. x 17in. x 33in. high. Price **£17/0/0**

Other high-quality cabinets are available at prices ranging from 10 Gns.

Packing and carriage 15/-.

★ SPECIALLY RECOMMENDED ★ DISC PLAYER

Specially designed for the amateur builder, these Disc Players consist of the latest 3-speed Automatic Record Changers, complete with crystal turn-over pick-up head for long-playing and standard records, mounted on Sycamore lines base. Supplied complete with fitted Mains lead and screened pick-up lead, ready for connecting up. Price **£10/16/0**



Packing and carriage 7/6.

AUTOMATIC RECORD CHANGERS

Cat. No. RC/A—B.S.R. Monarch, or latest Collaro, 3-speed **£9 15 0**
Cat. No. RC/B—GARRARD RC.80, 3-speed, automatic A.C. Mains **£13 0 0**
Cat. No. RC/C—GARRARD RC.80, 3-speed, automatic AC/DC, Universal **£26 10 0**

Packing and carriage 7/6.

UNBEATABLE VALUE TAPE RECORDER



In a superbly fitted Moroccan grained carrying case, this instrument is the very finest of its class, regardless of price. Latest type TRUVOX twin-speed Tapedeck. Input for radio, Gram, and Microphone. Built-in selected elliptical Speaker of the very finest quality. Recording (with recording level indicator) or Play-back. 200/250 volts, 50 cycles, A.C. Mains only.

Supplied complete with selected Microphone and Recording Tape. **42 Gns.**

TAPE DECKS

TRUVOX 2-speed, twin track, Tape Deck of the latest type, with push-button **£23/2/0**

Packing and carriage 5/-.

Tape Recorder, Amplifier only. Built to the highest standards, magic eye for indicating recording level. **12 Gns.**

Packing and carriage 7/6.

LOUDSPEAKERS

Cat. No. LS/10—10in. Standard **£1 5 0**
Cat. No. LS/E74—7in. x 4in. ELLIPTICAL **19 6**
Cat. No. LS/5—5in. Standard **17 6**
Electrostatic Loudspeaker LSH75, for treble response **11 6**

Packing and carriage 3/-.

Domestic DIRECT SALES LTD.

36. SOUTHAMPTON ST. STRAND, LONDON. W.C.2.

**ALL FULLY GUARANTEED
GENEROUS HIRE PURCHASE TERMS**

PREMIER RADIO CO.

B. H. MORRIS & CO. (RADIO) LTD. EST. 40 YRS.

(Dept. W.W.) 207 EDGWARE RD., LONDON, W.2. Tel.: AMBassador 4033 & PADdington 3271

THE NEW PREMIER TELEVISOR 13 CHANNEL DESIGN

SUITABLE FOR USE WITH ANY POPULAR WIDE ANGLE TUBE

BAND 3 (COMMERCIAL)
For the Home Constructor


DESIGN 1. Includes a Multi-Channel Tuner (Channels 1-13) continuously variable 40 — 100 Mc/s and 170-225 Mc/s. The Tuner is supplied wired and tested and is complete with valves, all connecting leads and fixing brackets.

THIS DESIGN MAY BE BUILT FOR £34/9/7 (plus cost of C.R.T.). Packing and carriage extra.

DESIGN 2. Channels 1-5, tunable from 40-68 Mc/s. THIS DESIGN MAY BE BUILT FOR £30 (plus cost of C.R.T.). Packing and carriage extra.

- ★ Constructors who have built Design 2 (5 Channels) may convert their receivers to Design 1 for £6, this price includes Multi-Channel Tuner, New Vision Input Coil and full instructions.
- ★ All coils supplied for these two Superhet Receivers are PRE-TUNED ASSURING ACCURATE ALIGNMENT and EXCELLENT BANDWIDTH.
- ★ Duomag permanent magnet focusing with simple picture centring adjustment.
- ★ Exceptionally good picture "hold" and interlace. Noise suppression on both Sound and Vision.

THE COMPLETE TELEVISOR IS SAFE TO HANDLE, BEING COMPLETELY ISOLATED FROM THE MAINS BY A DOUBLE WOUND MAINS TRANSFORMER. ALL PRESET CONTROLS CAN BE ADJUSTED FROM THE FRONT, MAKING SETTING UP VERY SIMPLE.



The Televisor may be constructed in 5 easy stages: (1) Vision, (2) Time Base, (3) Sound, (4) Power Pack, (5) Final Assembly. Each stage is fully covered in the Instruction Book, which includes layout, circuit diagrams and point-to-point wiring instructions.

The Instruction Book also includes full details for converting existing Premier Magnetic Televisors for use with modern wide angle tubes. All components are individually priced.

Instruction book 3/6, Post Free. Includes details of both designs



CONSOLE CABINETS

For 14", 16" and 17" Televisors

A handsome Walnut Cabinet that will be a fitting housing for a first-class Televisor.

Folding doors are fitted to cover the Cathode Ray Tube when not in use. A flap is provided which gives access to the preset controls on the front edge of the Chassis. A baffle board suitable for a 10in. Loudspeaker and all the necessary Tube and Chassis bearers are included. The overall dimensions of the Cabinets are the same: Height 38½in. Width 19in. Depth Top 19in. Depth Bottom 21in.

TUBE ESCUTCHEONS

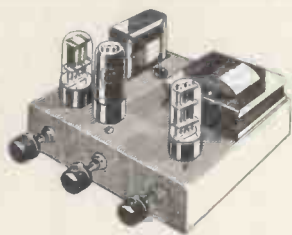
17in. White Moulded.....	21/- (pkg. & post 1/6)
17in. Bronze Moulded, complete with Protective Glass.....	48/- (pkg. & post 2/6)
14in. Black Moulded.....	7/6 (pkg. & post 1/-)
Dark Screen Filter suitable for 14in. Tube.....	21/- (pkg. & post 1/6)
Dark Screen Filter suitable for 16in. and 17in. Tubes.....	25/- (pkg. & post 1/6)
Polystyrene Mask for E.E.T.901.....	45/4 (pkg. & post 2/6)
Rubber Ring (anti-Corona) for E.E.T.901.....	6/8
Polystyrene Shroud for E.E.T.901.....	6/2

PRICE **£13-10-0** PLUS 21/- PKG. & CAR. H.P. TERMS: DEPOSIT £4.10.0 & 10 MONTHLY PAYMENTS OF £1.0.0

TERMS OF BUSINESS: Cash with order or C.O.D. over £1. Please add 1/- for Post Orders under 10/-, 1/6 under 40/-, unless otherwise stated.

PREMIER RADIO COMPANY

4-WATT AMPLIFIER



MAY BE BUILT FOR **£4.10.0** Plus 2/6 Pkg. & Carr.

Valve line-up 6SL7, 6V6 and 6X5, FOR A.C. MAINS 200/250 VOLTS. Output Transformer suitable for either 3 ohm or 15 ohm Speakers. Negative feed-back is applied from the secondary of the output Transformer over the whole Amplifier to the input stage giving an excellent frequency response. Due to the high gain and wide range tone controls any type of pick-up may be used. Overall size 9 x 7 x 6in. Price of Amplifier complete, tested and ready for use, £5/5/- plus 3/6 pkg, and carr.

Steel case finished black crackle with engraved panel, 21/- extra.

INSTRUCTION BOOK, 1/- (Post Free) which includes Assembly and wiring diagram, also a detailed Stock List of priced components.

ALUMINIUM CHASSIS 18 s.w.g.

Substantially made from Bright Aluminium with four sides:

7 x 3 1/2 x 2 1/2 in.	4/-	10 x 9 x 3 in.	7/-
7 x 3 1/2 x 2 1/2 in.	3/9	12 x 10 x 3 in.	7/9
9 1/2 x 4 1/2 x 2 1/2 in.	4/3	14 x 10 x 3 in.	7/11
10 x 8 x 2 1/2 in.	5/6	16 x 10 x 3 in.	8/3
12 x 9 x 2 1/2 in.	7/-	18 x 8 x 2 1/2 in.	8/-
14 x 9 x 2 1/2 in.	7/6		

ALUMINIUM PANELS 18 s.w.g.

7 x 6 in.	1/3	7 x 4 in.	1/-
9 1/2 x 6 in.	1/8	9 1/2 x 4 in.	1/5
10 x 9 in.	2/2	10 x 7 in.	1/11
12 x 9 in.	2/8	12 x 7 in.	2/5
14 x 9 in.	3/2	14 x 7 in.	2/11
16 x 9 in.	3/8	16 x 7 in.	3/5
20 x 9 in.	4/8	20 x 7 in.	4/5
22 x 9 in.	5/2	22 x 7 in.	4/11

ILLUSTRATED LIST AVAILABLE GIVING FULL DETAILS OF BUREAU TYPE CABINETS

A RANGE OF BAND 3 AND F.M. AERIALS IS NOW AVAILABLE

Teletron Ferrite Rod Aerials. Medium Wave 8/9. Medium/Long Wave 12/9.

1155 RECEIVER UNIT

GRADE 2 Slightly soiled complete with 10 valves. Frequency range 18.5 Mc/s. - 75 Kc/s. in 6 wavebands. £9/19/6. Plus 10/6 packing and carriage.



POWER SUPPLY UNIT WITH OUTPUT STAGE FOR ABOVE



Jones plugs for connecting the Power Pack to the Receiver are included. The 6V8 output stage complete with Output Transformer and 6in. speaker is built into the unit. Price £5/5/- plus 3/6 packing and carriage.

PUSH-PULL OUTPUT TRANSFORMERS. 2 x 6V6 into 2/3 ohms, 5/6, post free.

T.1154. BRAND NEW COMPLETE WITH VALVES, £2/19/6, post and carriage 7/6.

METER RECTIFIERS. Miniature type with leads 1-5 mA., 6/9 post paid.

SLIDER RESISTANCE. Geared adjustments, 7.5 ohms, 4 a., 12/6, postage and carriage 1/6.

HEAVY DUTY L.T. TRANSFORMER. Primary tapped 180-230 volts, 50 cycles. Secondaries 4.2 v. 10 a. 4.2 v. 10 a. 25/-, postage and carriage 2/6.

ROTARY RESISTANCE. Wire-wound heavy duty 14 k. ohms, 7/6, postage and carriage 1/-.

V.H.F. FREQUENCY MODULATION



AN F.M. TUNING UNIT COMPLETE IN EVERY DETAIL INCLUDING ITS OWN POWER SUPPLY

FOR **£12.12.0** CASH OR

H.P. TERMS DEPOSIT £4.5.4 AND 10 MONTHLY PAYMENTS OF 18/8 PLUS POSTAGE AND PACKING 5/-

The above tuner incorporates the latest type permeability tuning unit with coverage of 86-103 mcs. Radiation less than 26 microvolts Receivers (this type of fault is present in many of the Tuners at present offered for sale to the public).

Only two controls, a gear driven slow motion tuning control and an output volume control. Dial size 1 1/2 in. x 3 in.

V.H.F. Tuning Unit type UT340 permeability tuned, coverage 86-103 mcs. stage gain Aerial to output of 1st I.F. (contained in Unit) approximately 350. Maximum frequency drift 0.70 degrees centigrade 30 kc/s. Radiation less than 26 microvolts per metre. Price £9/5 (including tax). Valve ECC85.

I.F. type U.F.378 inter-stage, 10.7 mcs., Q-110. Coupling factor unity, price 7/-.

Ratio Filter type UBF377 Q1-75, Q2-105, price 10/6.

Overall bandwidth of the above Units 200 kc/s.

Complete Handbook containing full details of construction and point-to-point wiring diagrams including also details of F.M. Aerials 2/6 post free.

TSL ELECTROSTATIC LOUDSPEAKERS



Electrostatic speakers reproduce those missing frequencies beyond 8-10 kc/s and reproduce frequencies up to 20 kc/s. By adding one or more of these units to existing domestic loud-speaker systems, the remarkable quality of the V.H.F. transmissions and the superb brilliance of modern L.P. recordings can be faithfully reproduced. Full instructions for incorporating these speakers into existing installations is included with every speaker.



Type LSH 75 price 12/6. Type LSH 100 price 21/-.

SEND 2 1/2d. STAMP FOR OUR 1955 CATALOGUE

RECTIFIERS

E.H.T. Pencil Type S.T.C.			
Type K3/25	650 v.	1 mA.	4/7
.. K3/40	3.2 kV.	1 mA.	6/-
.. K3/45	3.6 kV.	1 mA.	8/2
.. K3/50	4 kV.	1 mA.	8/8
.. K3/100	8 kV.	3 mA.	14/8
.. K3/160	12 kV.	1 mA.	21/6
.. K3/180	14.4 kV.	1 mA.	24/6

H.T. Type S.T.C.

Type RM1	125 v.	80 mA.	4/-
.. RM2	125 v.	120 mA.	4/6
.. RM3	125 v.	125 mA.	5/8
.. RM4	250 v.	250 mA.	18/-

L.T. Type Full Wave

12 v. 1 amp.	8/-
12 v. 2 amp.	10/9
12 v. 4 amp.	18/6

PREMIER BAND III CONVERTER

Suitable for Premier 6", 9", or 12" television. Will fit into existing cabinet. Complete with own power supply, tested and ready for use. Switch operated for either Band I or Band III programmes.

Price **£7.7.0.** plus packing & postage 3/6.

This Converter is suitable for use with any Television, Home Built or Commercial.

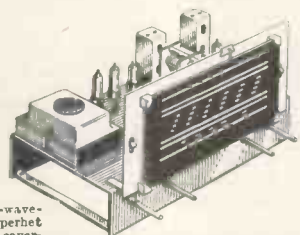
PREMIER VARIABLE IMPEDANCE "MATCHMAKER" M.O.15 OUTPUT TRANSFORMERS

Designed to meet the demand for an efficient variable ratio Output Transformer 11 ratios from 13:1 to 80:1, all centre tapped and can be used to match any output Valves either single or push-pull Class 'A', 'AB1', 'AB2' or 'B' to any low impedance speech coil or combination thereof. Primary Inductance 50 henries 15 watts audio 100 mA. Price 45/-.

MINIATURE TUNING CONDENSERS

2-gang .0005 mfd. with trimmers, 6/9.

RADIOGRAM CHASSIS



5 Valve 3-wave-band Superhet Receiver covering short, medium and long waves. Using the latest miniature all-glass valves, overall chassis size 13 1/2 in. x 7 in. high x 6 in. deep, dial aperture 10 in. x 4 1/2 in. BRAND NEW, READY FOR USE AND **£10.5.0**

GUARANTEED Postage and packing 10/-.

Or on Hire Purchase terms, deposit £2/5/- and 9 monthly payments of £1.

CABINET available for above Chassis in figured walnut finished with white sycamore, size 3ft. wide, 2ft. 5in. high, 1ft. 3in. deep. £15/15/-.

Or on Hire Purchase Terms, deposit £3/18/9 and 12 monthly payments of £1/1/8.

Packing and Carriage extra.

PORTABLE TAPE RECORDER CABINETS

All Rexine covered

Type Deck	Amplifier	Type	Price
Lane Mk VI	Premier	Mk. VI	£4/19/6
Truvox Mk. III	E.A.P.	T.D.1	£4/4/-
Truvox Mk. III	Premier	T.D.2	£4/4/-
Truvox Mk. III	Truvox C	T.D.3	£4/4/-

Plus Postage and Packing 5/-.

We carry a comprehensive stock of components by all leading Manufacturers.

PREMIER RADIO COMPANY

WILLIAMSON AMPLIFIER KIT 15 gns.
plus 7/6 p. & p.

H.P. Terms:
Deposit £3.18.9 & 12 monthly payments of £1.1.8
This Kit is absolutely complete and all components are guaranteed exactly to author's specification.

WILLIAMSON OUTPUT TRANSFORMER
Author's Specification 3.6 ohms secondaries £4.10.0

MAINS TRANSFORMER SP425A
(Completely Shrouded)

This Transformer has an additional 6.3 v. 3 A. and is capable of supplying an extra 50 mA. for Pre-amp or Feeder unit. £2.12.6

WILLIAMSON CHOKES
12H 150 mA. Fully shrouded 19/6
30H 20 mA. Fully shrouded 11/9

PRE-AMPLIFIER AND TONE CONTROL UNIT



Suitable for use with the "Williamson" or any other Quality Amplifier. Two switched inputs with pre-set volume controls. Tone control, bass boost and cut treble boost and cut. On put vol me control, fitted into Steel box 10 1/2 in. x 3 in. 3 in. silver hammer finished complete with black Peripex metal engraved in silver. Power requirements LT b. volts, 9 amp. HT 250 volts 5 mA. Kindly state HT voltage available, if over 250 volts, to enable the corr ct drop plus Resistor to be fitted in the Pre-amplifier. Completely wired, tested and supplied with Valves for £5/5/-, postage and packing 2/6.

PREMIER MAINS TRANSFORMERS


All primaries are tapped for 200-230-250 v. mains 40-100 cycles. All primaries are screened.

SP175B, 175-0-175, 50 mA., 4 v. @ 1 a., 4 v. @ 2-3 a.	15/-
SP350A, 350-0-350, 100 mA., 5 v. @ 2-3 a., 6.3 v. @ 2-3 a.	21/-
SP351A, 350-0-350, 150 mA., 4 v. @ 2-3 a., 4 v. @ 3-4 a., 4 v. @ 1-2 a., 4 v. @ 1-2 a.	30/-
SP352, 350-0-350, 150 mA., 5 v. @ 2-3 a., 6.3 v. @ 2-3 a., 6.3 v. @ 2-3 a.	30/-
SP425A, 425-0-425, 200 mA., 6.3 v. @ 2-3 a., 6.3 v. @ 3-5 a., 5 v. @ 2-5 a.	52/6
250-0-250, 80 mA., 6.3 v. @ 4 a., 5 v. @ 2 a.	19/6
350-0-350, 80 mA., 6.3 v. @ 4 a., 5 v. @ 2 a.	19/6
200-230-250 output 3 v.-50 v., @ 2 a.	17/6

E.H.T., primary 230 v., secondary 1.75 Kv., 2x4 v. tapped 2 v.	37/6
E.H.T. TRANSFORMER, primary 210 v., 230 v., 250 v., secondary 4 Kv. and 2 v.	23/7/6
E.H.T. TRANSFORMER, primary 210 v., 230 v., 250 v., secondary 5 Kv. and 2 v.	£3/12/6


Build these NEW PREMIER DESIGNS

3-BAND SUPERHET RECEIVER




MAY BE BUILT FOR **£7.19.6** Plus 2/6 Pkg. & Carr.
Latest type Superhet Circuit using 4 valves and metal rectifiers for operation on 200/250 volts A.C. mains. Waveband coverage — short 16-50 metres, medium 180-550 metres, and long 900-2,000 metres. Valve line-up 6K8 freq. changer, 6K7, 1F, 6Q7, Detector AVC and first AF, 6V6 output. The attractive cabinet to house the Receiver size 12in. long, 6 1/2 in. high, 5 1/2 in. deep can be supplied in either WALNUT or IVORY BAKELITE or WOOD. Instruction Book 1/- post free, which includes assembly and wiring diagrams, also a detailed stock list of priced components.

TRF RECEIVER



MAY BE BUILT FOR **£5.15.0** Plus 2/6 Pkg. & Carr.
The circuit is the latest type TRF using 3 valves and Metal Rectifiers for operation on 200/250 A.C. mains. Waveband coverage is 180-550 metres on medium wave and 800-2,000 metres on long wave. The dial is illuminated and the Valve line-up is 6K7 H.F. Pentode, 6I7 Detector and 6V6—Output. The attractive Cabinets to house the Receiver size 12in. long, 6 1/2 in. high, 5 1/2 in. deep, can be supplied in either WALNUT or IVORY BAKELITE or WOOD. INSTRUCTION BOOK 1/- (post free) which includes Assembly and wiring diagrams, also a detailed Stock List of priced component.

ALL-DRY BATTERY PORTABLE RADIO RECEIVER



MAY BE BUILT FOR **£7.8.0** Plus 2/6 Pkg. & Carr.
4 miniature Valves in a Superhet Circuit covering medium and long waves. Rexine covered Cabinets 11 1/2 in. x 10 in. x 5 1/2 in. in two contrasting colours. Wine with Grey Panel, or Blue with Grey Panel, please state choice when ordering. THE SET MAY BE USED EVERYWHERE—home, office, car or holidays. INSTRUCTION BOOK 1/6 (Post Free) which includes Assembly and wiring diagrams, also a detailed Stock List of priced components.

DECCA MODEL 33A

RECORD PLAYER
ADAPTABLE FOR STND. OR L.P.

Includes crystal pick-up with sapphire stylus and a light-weight plastic spring balanced arm. Heavy gauge pressed steel case with brown enamel finish in good quality for operation on A.C. mains 200 250 v. 50 c.p.s. Supplied complete with single head (either standard or long playing) £4/19/6. Extra Head can be supplied. Plus Pkg. and Carr. 5/-

DECCA MODEL 37A. Appearance as above (Model 33A) lever speed change 3 1/2 r.p.m. and standard, crystal turnover Head. £6/19/6. Plus packing and carr. 5/-.

LOUDSPEAKERS

ELAC ELLIPTICAL 7" x 4"	21/10
PLESSEY 12"	37/6
ELAC—2 1/2 in. dia. Moving Coil, 15 ohm imp.	15/-
ELAC—8 in. dia. Moving Coil 3 ohms imp.	19/6
PLESSEY—8 in. dia., Mains Energised, 3 ohms imp. (800 ohms field) with Pentode Transformer 12/6	
PLESSEY—8 in. dia., Mains Energised, 3 ohms imp. (800 ohms field)	10/6
PLESSEY—10 in. dia. Moving Coil, 8 ohms imp.	23/6
GOODMANS—12 in. dia., Moving Coil, 15 ohms. Plus 6/- packing and carriage	£3/12/6
VITA VOX—K12/20 12 in. dia., Moving Coil 15 ohms. imp.	£11/11/-
Plus 8/- packing and carriage.	

3-SPEED AUTOMATIC RECORD CHANGER

Made by World-famous manufacturer. The Unit designed to play 12in., 10in. and 7in. Records intermixed in any order at 33 1/3, 45 or 78 r.p.m. Capacity 10 records. New reversible dual stylus crystal Pick-up has extended frequency range. For use 100/125-200/250 volts 50 cycles. A.C. mains. LIMITED QUANTITY ONLY. Plus packing and carriage 5/- BRAND NEW, guaranteed and in manufacturers' original carton.



£9.19.6
LIST PRICE £16/10/-

BARGAIN OFFER

DARK SCREEN FILTER IN TRIPLEX GLASS 18" x 14" SUITABLE FOR ALL TUBES UP TO 17" 10/-. PLUS PACKING & POSTAGE 1/6d. LATEST TYPE RUBBER ESCUTCHEON SUITABLE FOR 17" RECTANGULAR TUBES AT A SPECIAL PRICE OF 10/-. PLUS PACKING & POST 1/6d.

LATEST TYPE 3-SPEED SINGLE PLAYER



By famous manufacturer with crystal turnover head, for use on 100-250 v. 50 cycle A.C. mains. £7/19/6. Plus pkg. & carr. 5/-.

ACCUMULATORS

2 volt 10 amp. (by famous maker)	4/11
2 volt 16 amp.	5/11

METERS

Full Scale Deflection	External Dimensions in.	Movement	
3.5 A.	2 1/2 x 2 1/2	R.F. Thermo.	7/6
20 A.	2 1/2 round	M/O	8/6
40 A.	2 1/2 round	M/C	8/6
500 mA.	2 1/2 round	M/C	10/6
30 A.	2 1/2 x 2 1/2	M/O	8/6
50 mA.	2 1/2 x 2 1/2	M/O	7/6
20 V.	2 1/2 x 2 1/2	M/C	6/6
1 mA.	2 1/2 round	M/C	22/6

CRYSTAL MICROPHONE INSERTS

Ideal for tape recording and amplifier. No. Matching transformer required, 8/6 post free



SPECIAL OFFER

Acos Microphone type 22-2 complete with Stand 39/6

MAINS NOISE ELIMINATOR KIT

Two specially designed chokes with three smoothing condensers with circuit diagrams. Cuts out all mains noise. Can be assembled inside existing receiver, 4/11. plus 6d. pkg. and carr.

Germanium Crystal Diodes. G.B.C. wire ended, 2/6. 24/- doz.

PREMIER RADIO COMPANY

New



A TAPE RECORDER COMPLETE

IN EVERY DETAIL AND READY FOR USE FOR


£40 CASH OR

H.P. Terms. Deposit £10.0.0 and 12 Monthly payments of £2.15.0. Plus Packing and Carriage 21/-.

★ Case finished in Brown & Antique Fawn. Size 15" x 12½" x 7½" with the very latest type continental gilt fittings.

- ★ Two speeds 7½ and 3½ per sec. playing time of 1 hour and 2 hours.
- ★ Standard 7" reels 1,200ft.
- ★ Drop-in tape loading.
- ★ Positive brakes, no tape "spilling" after braking.
- ★ Fast rewind forward or reverse without removing tape.
- ★ One knob deck operation.
- ★ Amplifier may be used for gramophone or microphone purposes giving high-quality reproduction.

- ★ Microphone compartment.
- ★ Complete with reel of Scotch Boy tape (1,200ft.), spare reel and Acos type 33-1 microphone.
- ★ Latest type Lane Mark 6 Taps Deck.
- ★ Detachable lid and control cover.
- ★ Control panel finished in matching colours with the tape deck.
- ★ Elliptical speaker of the latest type 7" x 4".



Universal praise for Volume 1.

"... worth double its cost. This book is highly recommended."—*The Practical Radio Engineer.*

"... a very valuable book, excellently written, illustrated and produced."—*Journal of the British Institution of Radio Engineers.*

"The Book succeeds where others have failed."—*Marconi Review.*

Completes a standard work for Television Engineers

Television Receiver Servicing: Volume 2

Receiver and Power Supply Circuits

By E. W. A. Spreadbury M.BRIT.I.R.E. Volume 2 of this unique work follows on logically where Volume 1 left off. It covers the video circuits, vision tuning and detector circuits and includes methods of multi-channel tuning, the sound channel and power-supply circuits. There is also a chapter on television aerials and another on the technique of circuit alignment.

With Volume 1 this book provides the experienced service engineer a complete picture of the problems likely to be encountered in television service work. 8½" x 5½", 308pp., 21s. net. By post 21s. 8d.

NOW ON SALE — GET YOUR COPY TO-DAY

Published for "Wireless & Electrical Trader"

From booksellers or direct from Dorset House, Stamford Street, London, S.E.1.


The answer to **set designers' headache**

Who ever heard of a set designer with no headaches? We haven't. But we do know of many with considerably fewer headaches since they discovered the Monarch Automatic Record Changer.

Many manufacturers have, in fact, found the Monarch to be so completely reliable they have eliminated their own tests!

Any designer with more than his fair share of headaches would do well to examine the Monarch carefully. His critical appraisal will reveal a changer with many virtues, no vices—and no headaches.

The Monarch is now fitted as standard equipment by the majority of the world's leading set makers.



special features

- ★ Exclusive 'Magidisk' automatically selects 7 in., 10 in. and 12 in. records, intermixed.
- ★ Plays up to 10 records at 33½, 45 or 78 r.p.m.
- ★ High compliance crystal cartridge fitted with dual sapphire styli.
- ★ 'Rotocam' centralized control is simple, foolproof and trouble-free.
- ★ Independently tested Monarchs have completed equivalent of over 90 years' faultless performance.

MONARCH

world's finest autochanger



BIRMINGHAM SOUND REPRODUCERS LTD · OLD HILL · ENGLAND

Wireless World

RADIO, ELECTRONICS, TELEVISION

Managing Editor:

HUGH S. POCOCK, M.I.E.E.

Editor:

H. F. SMITH

OCTOBER 1955

In This Issue

Editorial Comment	467
German Radio Show	468
I.T.A. London Transmitter	470
Commercial Television Studios	470
Distributing I.T.A. Programmes	471
World of Wireless	472
Radio Show Review	476
British Aircraft Radio	491
Simple Hum-Reducing Circuit for Radio Receivers. <i>By Herbert J. Fraser</i>	495
I.T.A. Midland Station: Test Transmissions	496
Letters to the Editor	497
Transistor Equivalent Circuits—4. <i>By W. T. Cocking</i>	499
Dry-Cell Reactivator. <i>By R. W. Hallows</i>	503
Long-Range Television Reception	504
More about Fourier. <i>By "Cathode Ray"</i>	505
Short-wave Conditions	510
European Colour Television	511
Books Received	512
Small Power Valves. <i>By R. E. Wyke</i>	513
Instrument Kits. <i>By Charles B. Bovill</i>	517
October Meetings	521
Random Radiations. <i>By "Diallist"</i>	522
Unbiased. <i>By "Free Grid"</i>	524

VOLUME 61 NO. 10

PRICE: TWO SHILLINGS

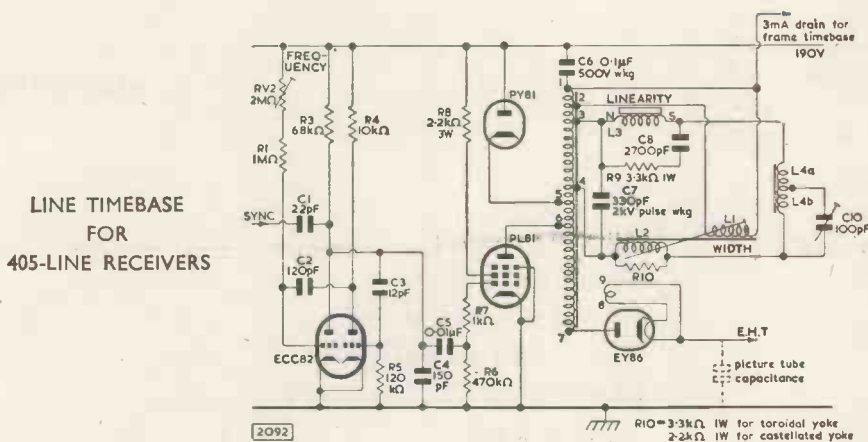
FORTY-FIFTH YEAR
OF PUBLICATION

PUBLISHED MONTHLY (4th Tuesday of preceding month) by ILIFFE & SONS LTD., Dorset House Stamford Street, London, S.E.1. Telephone: Waterloo 3333 (6 lines). Telegrams: "Ethaworld, Sedist, London." Annual Subscription: Home and Overseas, £1 7s. 0d. U.S.A. \$4.50. Canada \$4.00. BRANCH OFFICES: Birmingham: King Edward House, New Street, 2. Coventry: 8-10, Corporation Street. Glasgow: 26B, Renfield Street. C.2. Manchester: 260, Deansgate, 3.



VALVES, TUBES & CIRCUITS

34. TIMEBASES FOR 90° SCANNING



The need for efficient timebases for 90° picture tubes was mentioned in "Valves, Tubes, and Circuits" No. 33 (a reprint is available). The line timebase shown above is for use with the Mullard MW53-80 21-inch, 90° tube, operating at 16kV e.h.t. The h.t. drain of 19W is little more than that of a typical 70° scanning system.

The change from 70° to 90° necessitates, for scanning coils of a given length, an energy increase of $(\sin 45^\circ / \sin 35^\circ)^2 = 1.5$ times. The sensitivity of the coils is reduced because their magnetic length must be shortened to avoid corner cutting (partial compensation is obtained by extending the coils up the flare of the tube). And, for the larger picture area, the e.h.t. voltage must be increased if the beam current is not to be excessive.

For given values of scanning coil energy, booster diode conduction period, e.h.t. voltage, flyback time, and peak pentode anode current, there is an optimum h.t. line voltage for highest circuit efficiency. Thus for a given h.t. line voltage there is an optimum value of peak pentode anode current. In a conventional 70° circuit a resistor in the cathode lead of the output pentode, commonly dissipating 1.5W, is used to reduce the h.t. potential. Its removal increases the scanning coil current and peak anode current and

voltage. If the peak anode current is corrected by alteration of the turns ratio of the diode and pentode windings, the h.t. drain is unchanged and the output to the scanning coils is increased. The resulting excessive peak voltages on the booster diode and output pentode are counteracted by tuning the leakage inductance of the e.h.t. overwind (points 6 to 7) to approximately the third harmonic of the flyback oscillation. This does not lengthen the flyback; and it helps to eliminate ringing at the start of the scan. Energy flows, during flyback, from the primary to the leakage inductance of the overwind and then back to the primary. The tuning is not critical.

The scanning coil connections (points 3 and 4) are equidistant respectively from points 1 and 5, which are at a.c. earth during scan. Ringing voltages at points 3 and 4 are equal and of the same polarity, therefore the ringing current through the coils is zero. The series width coil and the linearity coil are in opposite ends of the scanning coil feeds in order to disturb this balance as little as possible.



Operating conditions for the circuit will be included in the reprint of this advertisement. They should be closely reproduced in the interests of maximum valve life. The reprint will also include a frame timebase circuit.

Reprints of all advertisements in this series are available without charge from the address given below.



MULLARD LTD., Technical Service Department, Century House, Shaftesbury Avenue, London, W.C.2

BRIMAR




transistors *are good!*

These long life transistors in your circuits will save space and power and incidentally save weight.

Brimar transistors are the result of extensive development. Exhaustive tests have proved their reliability over a long period.

Brimar are now able to offer several types in small quantities for development work.

The BRIMAR TP1 and TP2 are point contact, in type, germanium transistors.

Type TP1 may be used in control and switching circuits at frequencies up to 100 Kc/s. and will work consistently and reliably within this range.

Type TP2 may be used as an amplifier or oscillator at frequencies up to 2 Mc/s.

Collector dissipation 150 mW max. at 20°C.

The BRIMAR TJ1, TJ2 and TJ3 are p.n.p. alloyed junction transistors intended for use in low frequency applications up to 500 Kc/s. The small size and low power consumption of these transistors permits the design of light, compact equipment. Since the cases are of metal there is little danger of accidental fracture, and the transistors are also thereby rendered lightproof.

Collector dissipation 200 mW at 20° C.

Send for data sheet of these transistors to

Standard Telephones and Cables Limited

Publicity Department : FOOTSCRAY, SIDCUP, KENT. FOOTscray 3333

What's all this about Hi-g?



"g" is the symbol for acceleration which, to the technical, is defined as the differential of velocity with respect to time. More simply this means the rate of change of speed.

When "g" is too great, damage will be done. A locomotive leaves the rails when it takes a curve too fast. At only 6 "g", a pilot blacks out when he pulls out of a dive; at 20 "g", which is very much more than any plane can possibly encounter, the plane would disintegrate.

The stylus tip of a pick-up is subjected to the same acceleration but to an infinitely greater extent. The undulations of a record groove cause the stylus to vibrate as much as 10,000 times per second or more. It moves to one side of the groove, stops, moves to the other, stops again and so on throughout the record. The accelerations acting upon the stylus tip are measured in "g" and with modern recordings may be well over 1000 "g".


Obviously a light freely suspended stylus will follow rapid changes of direction in record grooves more easily than a heavy, stiffly mounted one. On a heavily recorded record a "stiff" pick-up will tear through record grooves or even jump right out of them. Result: rapid record and stylus wear and poor reproduction.

Correct tracking of modern electrical recordings with their great musical and dynamic range calls for pick-ups specially designed to cope with very high "g". They are available, after much patient research and development, under the name "Hi-g". ACOS "Hi-g" pick-ups perform perfectly at any multiple of "g" they are called upon to meet, representing a truly revolutionary advance in pick-up design. If you want your valuable records to reproduce as well as the makers intended — and to go on doing so for a long time — use an "ACOS Hi-g" pick-up.

(Write for a free copy of the new Cosmocord booklet "The ABC of Hi-g".)



... always well ahead



ACOS devices are protected by patents, patent applications and registered designs in Great Britain and abroad.

COSMOGORD LIMITED • ENFIELD • MIDDX • TEL: ENFIELD 4022

"BELLING LEE" NOTES

ALL 'BELLING-LEE' AERIALS



G9AED LICHFIELD

Soon after the publication of this issue, G9AED will be radiating a test transmission from the I.T.A. site at Lichfield. According to schedule we commence on October 10th.. Arrangements are being made now to enable us to dismantle the transmitter at Croydon and to install it in a trailer that may be taken north when required.

We will invite readers to send in reception reports which will be acknowledged by a Q.S.L. card. From these reports we will build up a map similar to the one resulting from the Croydon transmission.

MIDLAND AERIALS FOR I.T.A. RECEPTION

It is a fact that, owing to the frequency relationship that will exist between the B.B.C. Sutton Coldfield and the I.T.A. Lichfield transmitter, it will be possible for a considerable number of viewers to receive I.T.A. signals on their B.B.C. band I aerials. But it should be remembered that, when so used, the band III polar diagram is very poor and interference from passing motor vehicles may be troublesome.

EXPANSION OF PRODUCTION FACILITIES

This autumn we are bringing into production an additional 41,000 sq. ft. of factory floor space distributed between Enfield, Welwyn Garden City and Liverpool, and we have purchased 8 acres of industrial land in Enfield, and 4½ acres in Liverpool, adjacent to our existing lines. We are starting the season with the largest stocks of aerials and parts in the history of the Company. In aerials alone the stock is more than double that previously held.

£25,000 THIRD PARTY INSURANCE

"Belling-Lee" were the first aerial manufacturers to offer a £1,000 third party cover for a period of three years; this cover has now been increased to £25,000. A card giving details of this, and the guarantee, is enclosed with each aerial. The cards should not be returned to "Belling-Lee" unless in support of a claim.

BAND III LOFT AERIALS A WARNING

Whereas a loft aerial may be expected to give good results up to 15-20 miles, when only tiles or slates are between the aerial and the transmitter, there is likely to be disappointment if there is a brick or stone gable end in the way: the signal will be considerably attenuated by the more solid building materials.

Advertisement of BELLING & LEE LTD., Gt. Cambridge Rd., Enfield, Middx. Written 25th August, 1955

now have

£25,000 INSURANCE

and 3 YEARS GUARANTEE!

We scored a "first" when we extended the period of our aerial guarantee and insurance from one to three years—now we again take the lead by announcing that the insurance is increased to £25,000 in respect of third party claims for the same period.

Only a firm with unbounded faith in the quality of its products can make such an offer—it is a further measure of our supremacy.



BELLING & LEE LTD
GREAT CAMBRIDGE ROAD, ENFIELD, MIDDX., ENGLAND

MARCONI-SIEMENS


Five Band Split Privacy Radio Telephone Equipment

(TYPE HW 12)

This equipment, which may be switched in or out of use at the radio terminal, provides a very high degree of privacy for speech on a radio-telephone circuit by:-

- (1) splitting the speech band of 250-3000 c/s into five sub-bands of 550 c/s and recombining them in different relative positions,
- (2) inverting the frequency range of any one or more of the sub-bands, and
- (3) rearranging the combination of the sub-bands simultaneously at both ends of the radio-circuit in accordance with a pre-arranged sequence at controlled intervals between 4 and 20 seconds.

The resulting speech band, which modulates the transmitter, is unintelligible and the frequent regrouping of the sub-bands, with or without inversion precludes any simple method of interception. A reversal of the process at the distant terminal restores the original speech. The processes involved are reversible, thus common channel equipment can be used for both transmission and reception. Amplifiers in the privacy path compensate for the losses in band splitting and recombining. The simultaneous switching system, operates by means of relays under the control of a synchronous motor driven by a high precision crystal oscillator, this does away with the need for a transmitter pilot tone.



THE LINK BETWEEN RADIO AND LINE COMMUNICATIONS





Full technical details of this and other Marconi-Siemens equipment, which provides completely integrated radio and line telegraph and telephone systems may be obtained from either

MARCONI'S WIRELESS TELEGRAPH COMPANY LIMITED, CHELMSFORD, ESSEX
OR SIEMENS BROTHERS & CO., LIMITED, WOOLWICH, LONDON, S.E.18

M52

NEW! THE PRACTICAL WAY of learning RADIO • TELEVISION • ELECTRONICS




COMPLETE EXPERIMENTAL COURSE in RADIO ENGINEERING and SERVICING

An entirely new series of courses designed to teach Radio, Television and Electronics more quickly and thoroughly than any other method. Specially prepared sets of radio parts are supplied and with these we teach you, in your own home, the working of fundamental electronic circuits and bring you easily to the point when you can construct and service radio receivers, etc.

Whether you are a student for an examination; starting a new hobby; Intent upon a career in industry; or running your own business — these Practical Courses are ideal and may be yours at very moderate cost.

With these outfits, which you receive upon enrolment and which remain your property, you are instructed how to build basic Electronic Circuits (Amplifiers, Oscillators, Power Units, etc.) leading to designing, testing and servicing of complete Radio and Television Receivers.



NEW TELEVISION COURSE including a complete set of equipment dealing with the design, construction and servicing of a high quality television receiver.
Courses (with equipment) also available in many other engineering subjects.
COURSES FROM 15/- PER MONTH

EMI INSTITUTES

An educational organisation serving the E.M.I. Group of Companies which include "HIS MASTER'S VOICE," MARCONIPHONE, COLUMBIA, ETC.

To E.M.I. INSTITUTES,
Dept. 127X, Grove Park Road, London, W.4.
Please send me your FREE book on Practical Courses.

Subject(s) of interest.....

NAME.....

ADDRESS.....

OCTOBER/55 IC.68A



Why Ediswan Clix P.T.F.E. Valveholders are widely used in B.B.C. Television equipment



Large quantities of Ediswan Clix P.T.F.E. Valveholders are used in B.B.C. Television equipment. Only the combination of the finest insulation—P.T.F.E., the most efficient contact material—Beryllium copper—and Ediswan Clix design and manufacture can match the requirements of efficiency and reliability in this and all other

stringent valveholder applications. Ediswan Clix P.T.F.E. Valveholders are fully type approved for Services Grade 1, Class 1 conditions. Full details of these valveholders and other components in the Ediswan range are given in catalogue CR. 1681. Manufacturers and Development Groups may have a copy on request.


EDISWAN

CLIX

RADIO, TELEVISION & ELECTRONIC COMPONENTS

THE EDISON SWAN ELECTRIC COMPANY LIMITED, *Member of the A.E.I. Group of Companies*
155 Charing Cross Road, London, W.C.2 and Branches. Telephone: Gerrard 8660. Telegrams: Ediswan, Westcent, London

Marconi 6kW HF ISB Transmitters



TYPES HS 71 AND HS 72

The assembly is enclosed by unit sections, as shown here, with access through front and rear doors. The two left hand bays house the rectifier and power equipment and the right hand bays the low power and auxiliary transmitting circuits and the main output stage.

These transmitters, designed in accordance with the most advanced practice, provide :—

- (a) Telegraphy on CW and FSK (A1 and F1)
- (b) Independent Sideband Operation (A3b)

The drive equipment is external and provides either ISB modulation or telegraph keying at 3.1 Mc/s and suitable RF oscillator signals for frequency changing in the transmitter. HS 71 is manually operated; HS 72 provides full automatic tuning and selection of any one of six pre-set frequencies.

FEATURES INCLUDE

- Tuning over the whole range without change of components
- Air cooling throughout, with dust filtering.
- Double screening of power stages reduces indirect radiation and cooling air noise.
- Envelope feed back to reduce distortion.
- Compact assembly with good access for servicing and safety interlocking.

More than 80 countries now have Marconi equipped telegraph and communication services, many of which, completed 20 years ago, still give trouble-free operation.

Lifeline of communication

MARCONI

COMPLETE COMMUNICATION SYSTEMS


Surveyed, planned, installed, maintained

Partners in progress with The 'ENGLISH ELECTRIC' Company Limited

MARCONI'S WIRELESS TELEGRAPH CO. LTD., CHELMSFORD, ESSEX

LC12





**POST THE COUPON TODAY
FOR OUR BROCHURE ON THE
LATEST METHODS OF HOME
TRAINING FOR OVER
150 CAREERS AND HOBBIES**

THE ADVANTAGES OF E.M.I. TRAINING

- ★ The teaching methods are planned to meet modern industrial requirements.
- ★ We offer training in all subjects which provide lucrative jobs or interesting hobbies.
- ★ The student is taken carefully and thoroughly through his chosen subject.
- ★ A tutor is personally allotted by name to ensure private and individual tuition.
- ★ Free advice covering all aspects of training is given to students before and after enrolment with us.

NEW

**LEARN THE PRACTICAL WAY
— COURSES WITH EQUIPMENT**

With many courses we supply actual equipment thus combining theory and practice in the correct educational sequence. The equipment, specially prepared and designed, remains your property. Courses include: Radio, Television, Electronics, Draughtsmanship, Carpentry, Photography and Commercial Art, Amateur S.W. Radio, Electricity, Languages, Mechanics, etc.



Equipment supplied upon enrolment and remains your property.

PRIVATE AND INDIVIDUAL TUITION IN YOUR OWN HOME

Accountancy	Customs & Excise Officer	M.C.A. Licences	Secretaryship
Advertising	Draughtsmanship	Mechanical	Shorthand & Typing
Aeronautical	Engineering	Engineering	Sound Recording
Engineering	Economics	Motor Engineering	Structural Engineering
Automobile	Electrical	Photography	Telet-communications
Engineering	Engineering	P.M.G. Licences	Television
Banking	Electronics	Police	Time & Motion Study
Book-keeping	Fashion Drawing	Production	Tracing
Building	Heating & Ventilation	Engineering	Welding
Business	Engineering	Public Speaking	Writing
Management	Industrial	Radar	Workshop Practice
Carpentry	Administration	Radio & Television	Works
Chemistry	Journallism	Service	Management and many others.
Civil Service	Languages	Radio Engineering	
Civil Engineering	Marine	Refrigeration	
Commercial Subjects	Engineering	Retail Shop	
Commercial Art & Drawing	Mathematics	Management	
		Salesmanship	
		Sanitation	

Also courses for University Degrees, General Certificate of Education, B.Sc. Eng., A.M.I. Mech. E., L.I.O.B., A.C.C.A., A.C.I.S., A.M. Brit. I.R.E., A.M.I.I.A., City & Guilds Examinations, R.S.A. Certificates, etc.

Courses from 15/- per month

EMI

INSTITUTES

**THE ONLY POSTAL COLLEGE WHICH
IS PART OF A WORLD-WIDE
INDUSTRIAL ORGANISATION**

POST THIS COUPON TODAY

Please send without obligation your FREE book.

**E.M.I. INSTITUTES Dept. 127k,
Grove Park Road, London, W.4.**

NAME

ADDRESS


SUBJECT(S) OF INTEREST

(We shall not worry you with personal visits)

OCTOBER

IC38a

VORTEXION TAPE RECORDER



The amplifier, speaker and case, with detachable lid, measures 8½ in. x 22½ in. x 15¾ in. and weighs 30 lb.

PRICE, complete with WEARITE TAPE DECK **£84 0 0**

★ The total hum and noise at 7½ Inches per second 50-12,000 c.p.s. unweighted is better than 50 db.

★ The meter fitted for reading signal level will also read bias voltage to enable a level response to be obtained under all circumstances. A control is provided for bias adjustment to compensate low mains or ageing valves.

★ A lower bias lifts the treble response and increases distortion. A high bias attenuates the treble and reduces distortion. The normal setting is inscribed for each instrument.

★ The distortion of the recording amplifier under recording conditions is too low to be accurately measured and is negligible.

★ A heavy mu-metal shielded microphone transformer is built in for 15-30 ohms balanced and screened line, and requires only 7 micro-volts approximately to fully load. This is equivalent to 20ft. from a ribbon microphone and the cable may be extended 440 yds. without appreciable loss.

★ The .5 megohm input is fully loaded by 18 millivolts and is suitable for crystal P.U.s, microphone or radio inputs.

★ A power plug is provided for a radio feeder unit, etc. Variable bass and treble controls are fitted for control of the play back signal.

★ The power output is 3.5 watts heavily damped by negative feedback and an oval internal speaker is built in for monitoring purposes.

- ★ The play back amplifier may be used as a microphone or gramophone amplifier separately or whilst recording is being made.
- ★ The unit may be left running on record or play back, even with 1,750ft. reels, with the lid closed.

POWER SUPPLY UNIT to work from 12 volt Battery with an output of 230 v., 120 watts, 50 cycles within 1%. Suppressed for use with Tape Recorder. **PRICE £18 0 0.**

We supply and recommend the Jason F.M. Feeder Unit. **PRICE £15 17 0**, including Purchase Tax.

3-WAY MIXER AND PEAK PROGRAMME METER

FOR RECORDING AND LARGE SOUND INSTALLATIONS, ETC.

One milliwatt output on 600 ohm line (.775V) for an input of 30 micro-volts on 7.5-30 ohm balanced input.

Output balanced or unbalanced by internal switch. The meter reading is obtained by a valve voltmeter with 1 second time constant, which reads programme level, and responds to transient peaks.

Calibration in 2 db steps, to plus 12 db and minus 20 db referred to zero level. Special low field internal power pack supplies 8 valves including stabilising and selenium rectifier, consumption 23 watts.



Manufactured by

VORTEXION LIMITED, 257-263, The Broadway, Wimbledon, London, S.W.19

Telephones: LIBerty 2814 and 6242-3

Telegrams: "Vortexion, Wimble, London."



INSTALLATION ENGINEERS

MARCONI'S need can carry you to the top of your profession

The career of installation engineer of broadcasting communications and radar equipment with Marconi's, has extremely high international traditions of resourcefulness, ability and breadth of experience both technically and generally. It leads to the top ranks in the company and to world-wide travel. Well paid, permanent and pensionable it is attractive to men who rise to a challenge and who have also a sense of responsibility to their dependents. When serving abroad engineers receive an overseas allowance. Living expenses on all work which takes them away from their homes whether overseas or not, are on a generous scale suitable to their high standing as the Company's representatives. Generous leave, at overseas rates, is granted on return from work abroad.

Marconi's are seeking both those who already have the technical and general qualifications and experience for this work, and younger men with the right technical education, whose abilities can be developed by the experience and training which the Company gives.

Write, in confidence, to B. N. MacLarty, O.B.E., M.I.E.E., Engineer-in-Chief, Marconi's Wireless Telegraph Co. Ltd., Marconi House, Chelmsford, Essex.



EGYPT. Marconi's are engaged in providing a VHF Mobile Radio Telephone system for the Egyptian State Police. Egyptian Broadcasting and Telecommunication Systems are Marconi equipped.



CEYLON. The Colombo studios of Radio Ceylon have recently been entirely equipped by Marconi's. They are the finest in Asia and have few equals elsewhere. Marconi engineers have also collaborated with the Navy in establishing a VHF multi-channel radio telephone/telegraph line between Colombo and Trincomalee.



ARGENTINA. The new Marconi 100 kw. aircooled medium-wave broadcasting transmitters have just been installed in parallel at the great new General Pacheco radio station on the outskirts of Buenos Aires. A senior engineer from Chelmsford made final adjustments before handing over to the Ministry of Communications.



E·M·I

SPECIAL PURPOSE VALVES

Z319 SECONDARY EMITTER PENTODE

It is well known that the limiting factor of conventional valves in wide-band applications is the ratio of the mutual conductance to valve capacitances. Little improvement in this factor can be expected from the conventional type of R.F. pentode made to normal commercial tolerances.

The Emitron Z319 applies to thermionic valves the techniques successfully employed by E.M.I. in the design and manufacture of photo-multipliers. A single stage of electron multiplication is used and an anode current of secondary electrons three times higher than the primary cathode current is obtained, with a three-fold improvement in the slope of the valve and little increase in the capacitances. Below is given a table comparing these parameters for the Z319 with those of Z77, a standard R.F. pentode.

In addition to its uses in R.F. amplifiers, the fact that the secondary cathode current of the Z319 is equal to, and 180° out of phase with the anode current, makes it suitable for use in a number of unusual trigger circuits. Moreover a push-pull output can easily be obtained from an unbalanced input.

	Z319	Z77
Mutual conductance	19 mA/V	7.5 mA/V
Input capacitance	8.0 $\mu\mu\text{F}$	7.5 $\mu\mu\text{F}$
Output capacitance	3.0 $\mu\mu\text{F}$	3.2 $\mu\mu\text{F}$
Anode to contact grid capacitance	.003 $\mu\mu\text{F}$.01 $\mu\mu\text{F}$

The Z319 has a standard B9A base and is the commercial equivalent of the CV2276.

For further data and prices apply to:

E.M.I. ELECTRONICS LTD

HAYES, MIDDLESEX


TELEPHONE : SOUTHALL 2468, EXT. 655, 858 & 857. CABLES : EMIVISION, TELEX, LONDON

"Extratop"



£12-10s.

Add to the wide response already obtainable from the famous Phase Inverter Speaker by merely adding the new "Extratop" Dynamic Pressure Tweeter Unit complete with Crossover. Impedance 15 ohms. Suitable for use in conjunction with any 15 ohm speaker but even better with the Phase Inverter Speaker. Tweeter £12 10s; Phase Inverter Speaker £16 10s.



£16-10s.

SOUND SALES LIMITED

"Manufacturers of all A-Z Products ('A-Z' Regd. Trade Mark)"

Works and Acoustic Laboratories:—

WEST STREET, FARNHAM, SURREY, ENGLAND

Tel. Farnham 6461 (3 lines)

"Grams. Sounsense Farnham"

ERO-ID

WORLD FAMOUS
ELECTROLYTIC CONDENSERS

We can supply the complete range of: Subminiature, Minilyt Mico and Panclimatic Condensers.

Your enquiries are invited.

Technical specification and catalogues on demand.



(Sole Agents for Great Britain)

TRI AN ON
ELECTRIC LTD.
95, COBOLD ROAD
WILLES DEN, LONDON, N.W.10
TELEPHONE: WILLES DEN 2 1 6



EYELETTING and light PUNCHING MACHINES

Autophœnix No. 6

A new and improved treadle operated machine for the automatic insertion and closing of eyelets in either flat or formed work in metals, plastics, fabrics, etc. The deep throat, high vertical gap and projecting base make this machine adaptable for eyeletting radio chassis, cylindrical shells, spinnings, mouldings, etc.



HUNTON LIMITED

Phoenix Works, 114-116, Euston Road, London, N.W.1
Tel.: EUSTON 1477 (3 lines). Grams: Untonexh, London.

Sales up 350%!

with the New



TL/10 AMPLIFIER & "POINT-ONE" PREAMPLIFIER

27 GNS

COMPLETE

A price made possible only by WORLD-WIDE SALES



Make this
THE HEART
of your
HI-FI EQUIPMENT

TL/10 POWER AMPLIFIER

This 10 watt amplifier maintains, in every respect, the world renowned Leak reputation for precision engineering, fine appearance and fastidious wiring.

SPECIFICATION

Circuitry

A triple loop feedback circuit based on the famous TL/12. The output transformer is the same size as in the TL/12.

Maximum power output: 10 watts.

Frequency Response: ± 1 db 20 c/s to 20,000 c/s.

Harmonic Distortion: 0.1% 1,000 c/s, 7.5 watts output.

Feedback Magnitude: 26 db, main loop.

Damping Factor: 25.

Hum: -80 db referred to 10 watts.

Loudspeaker Impedances: 16 ohms, 8 ohms, and 4 ohms.

ELECTROSTATIC LOUDSPEAKERS

Reprints of "The Gramophone" article (May, 1955), by H. J. Leak, summarising his work and findings on Electrostatic and Dynamic Loudspeakers, are available on request, free of charge.

and this is why

From long experience and by extreme attention to design details during development work on the pre-production models, we enable our labour force to achieve a high output per man-hour. The labour costs thus saved offset the increased costs incurred for high-grade materials, components and finishes, and this together with quantity production (made possible only by a world-wide market) explains how quality products may be sold at reasonable prices. The results obtainable with the new Leak TL/10 and "Point One" are indistinguishable from those obtained with the TL/12 model—a fact easily proved by an instantaneous changeover test. The new TL/10 has been used since its introduction for all our public demonstrations, including those at the New York Audio Fair. These are some of the reasons why the average monthly sales of the TL/10 and "Point One", since their introduction in April last year, are more than three times as great as for the famous TL/12—and why the size of our factory has been more than doubled to cope with this increased demand.

"POINT ONE" PRE-AMPLIFIER

The handsome gold escutcheon plate contributes to the elegant appearance, and blends with all woods.

★ Pickup

The pre-amplifier will operate from any pickup generally available in the world. A continuously variable input attenuator at the rear of the pre-amplifier permits the instantaneous use of crystal, moving-iron and moving-coil pickups.

★ Radio

The radio input sockets at the rear permit the connection of the LEAK V.S. tuner unit. An input attenuator is fitted. H.T. and filament supplies are available from the pre-amplifier.

★ Distortion

Of the order of 0.1%.

★ Hum

Negligible, due to the use of recently developed valves and special techniques.

★ Input selector

Radio, tape, records; any and all records can be accurately equalised.

★ Treble

Continuously variable, +9 db to -15 db at 10,000 c/s.

★ Bass

Continuously variable +12 db to -13 db at 40 c/s.

★ Volume Control and Switch

The switch controls the power supply to the TL/10 power amplifier.

★ Tape Recording Jacks

An exclusive feature. Readily accessible jacks are provided on the front panel for instantaneous use with Tape Recorders which have built-in (low level) amplifiers.


★ Write for leaflet W ★

H. J. LEAK & CO. LTD., BRUNEL ROAD, WESTWAY FACTORY ESTATE, ACTON, W.3

Phone: SHEpherds Bush 1173/4/5


Telegrams: Sinusoidal, Ealux, London

Cables: Sinusoidal, London



**both
sides of
the
picture**


In the fields of electronics and radar, EKCO equipment is known all over the world for its standards of design, performance and reliability: and EKCO radio and television receivers have earned the same reputation. The cabinets are handsome and well-made while the receivers themselves embody the same high standards of design and engineering. On both sides of the picture, in the air and in the home, Ekco stands for all that is meant by 'quality engineering.'



Model A239

A high-grade 6-valve (plus tuning indicator) AM/VHF receiver designed to do justice to the B.B.C. V.H.F. broadcasts and at the same time provide excellent performance on long, medium and short waves.

35 GNS tax paid



Model TC220

A luxurious 21" screen receiver with every technical feature known to modern television plus facilities for V.H.F. radio reception. The cabinet, too, is an outstanding example of craftsmanship.

140 GNS tax paid

EKCO

**television • radio • communications
radar • electronics • nucleonics**

E. K. COLE LTD • EKCO WORKS • SOUTHEND-ON-SEA • ESSEX

EMITAPE

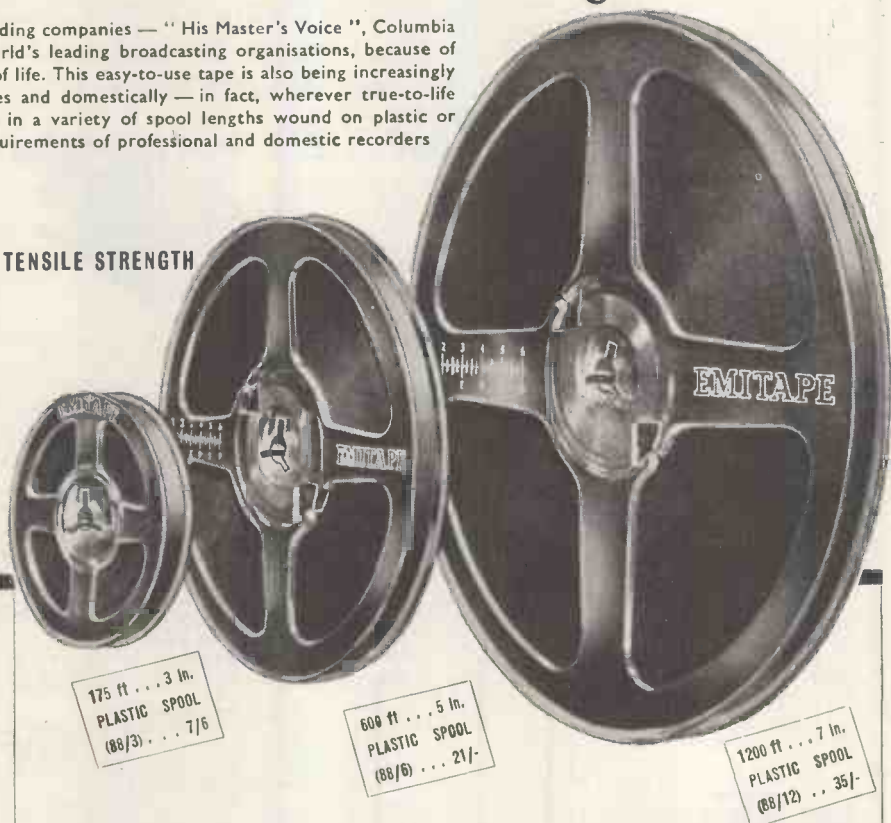
"88"

in ever-increasing demand

Emitape is used by the great recording companies — "His Master's Voice", Columbia and Parlophone — and by the world's leading broadcasting organisations, because of its fidelity, sensitivity and length of life. This easy-to-use tape is also being increasingly employed in laboratories, factories and domestically — in fact, wherever true-to-life recording is required. It is made in a variety of spool lengths wound on plastic or aluminium spools to meet the requirements of professional and domestic recorders with differing hubs.

Special Features

- HIGH SENSITIVITY • HIGH TENSILE STRENGTH
- P.V.C. BASE • ANTI-STATIC
- FREEDOM FROM CURL
- EDITING LEADER AND TRAILER STRIPS



175 ft . . . 3 in.
PLASTIC SPOOL
(88/3) . . . 7/6

600 ft . . . 5 in.
PLASTIC SPOOL
(88/6) . . . 21/-

1200 ft . . . 7 in.
PLASTIC SPOOL
(88/12) . . . 35/-

TAPE ACCESSORIES

7" EMPTY PLASTIC SPOOL
IN CARTON AP.87 5/6


5" EMPTY PLASTIC SPOOL
IN CARTON AP.85 4/6

3" EMPTY PLASTIC SPOOL
IN CARTON AP.93 3/-

Non-Magnetic Scissors AP.39
Price 16/-



Magnetic Tape Jointing Block
AP.46 Price 8/-



P.V.C. Tape Jointing
Compound AP.77 Price 4/6



Gummed Jointing Tape AP.37
Price 6/6

White P.V.C. Editing Tape
150 ft. Roll AP.38 Price 4/6



EMITAPE '88'

Used by the leading Broadcasting Organisations and for recording the world's greatest artists on

'HIS MASTER'S VOICE' COLUMBIA AND PARLOPHONE RECORDS



Full particulars of Emitape and editing accessories together with literature are obtainable at your local dealer or from:—

E. M. I. SALES & SERVICE LTD. RECORDING EQUIPMENT DIVISION, HAYES, MIDDLESEX.

Telephone: SOUTHALL 2468

Export Enquiries for products mentioned in this advertisement should be addressed to:
E. M. I. INTERNATIONAL LTD. (also at Hayes).

MAINLY FOR THE INDUSTRIAL USER

POTTED MAINS TRANSFORMERS

These are of really superior construction fitted in cast metal cases and compound filled. Terminals come to obsolete base-board. All are upright mounting and have 220/230 normal 50 cycle mains input and fully screened primary.

Type 5F1. 265-0-265 at 300 mA. 6.3 v. at 7 amp.; 4.4 v. at 2.5 amp.; Price 35/- plus 3/6 carriage.

Type 5F2. 365-0-365 at 150 mA.; 4 v. at 2.5 a.; 6.9 v. at 4.2 a. Price 32/6, carriage and packing 3/6.

Type 5F3. 1540 v. 2 v. at 2 a.; 4 v. at 1 a.; This is an ideal transformer for television and scopes using V.C.R. 97, etc. Price 25/-, carriage 2/6.


POTTED CHOKES

These chokes are in similar type cases and therefore match the above transformers.

Type 5F4. 5 H. at 300 mA. Price 10/-, carriage and packing 2/6.

Type 5F5. 10 H. at 150 mA. Price 12/6. Post and packing 2/6.

RELAYS P.O. 3000 TYPE



Ref. 5A1. 2,000 ohm, slow close coil plat. contacts, one break, two make. Price 12/6 each.

Ref. 5A2. 2,000 ohm, standard coil plat. contacts, change over make before break, two make, 1 break. Price 15/-.

Ref. 5A3. 200 ohms, standard coil plat. contacts, two make. Price 7/8 each.

Ref. 5A4. 10 ohm, standard coil, one pair plat. contacts, also mounted but not operated by the relay, are thermal change-over contacts, make before break. Price 3/6 each.

WELD TYPE WIRE JOINTER

This jointer melts the wires and causes the metal of each to run together, thus making a strong and permanent weld. It obviously is not intended to replace the soldering iron but nevertheless is ideal for making joints that have, for instance, to withstand heat, vibration, chemical action, etc.



In many cases also this method is faster than soldering and there can be a considerable saving of current. Price 9/6. Or complete with an enclosed mains transformer. 29/6.

AUTO TRANSFORMERS

For working American equipment of our main etc., etc. Input tapped 200-240 v. Output 115 v.

In addition to those listed below we have special this month 150/200 watt totally enclosed in metal box with input and output leads. Price 47/6, plus 2/- post and packing.


Totally enclosed ^a and screened.	Price	Carr.
50 watt	£12/6	1/6
100 watt	£11/16/-	1/6
150 watt	£3	2/-
250 watt	£4/10/-	2/6
500 watt	£5/10/-	2/6
Unscreened		
1 KVA (1,000 w.)	£6/10/-	5/-
1.5 KVA (1,500 w.)	£7/7/6	5/-
2 KVA (2,000 w.)	£10/17/6	7/6
3 KVA (3,000 w.)	£12/7/6	10/-
5 KVA (5,000 w.)	£19/5/-	12/6

VARIABLE RESISTORS Heavy Duty Type.

Ohms	Amps.	Price
* .5	30-40	35/-
* 1	20-25	35/-
1.2	10-15	15/-
2	7-10	15/-
11	3-5	22/-
* 50	21-4	45/-
* 100	2-3	45/-

* These are screw adjust type

UNITS FOR CONTROLLED AUTOMATIC ROTATION



We have brand new, still in original unopened packing cases as shipped from America two items of equipment which form part of the radar system RC84. These two units work together to form a Tower rotating device, with remote control.

Item 1, known as Tower 24A, is in fact the geared driving motor which rotates the mast. This is quite a heavy construction and would rotate a heavy scanner, reflector, Beam array, etc., etc.

Item 2, known as Indicator 1-221-A is the remote controller which enables the azimuth position of Tower 24A to be controlled from a remote point. Conversely, it enables the azimuth position of the tower to be known at any time. Both the Tower and the indicator contain selenium transmitter/receivers and it is these that provide the impulses which cause the motor to rotate backwards or forwards. The equipment is intended for 117 volt A.C. mains but will operate from our mains if connected through step down transformer of 1 K.W. rating.

Prices 1-221-A £25 plus carriage. TR24A £35 plus carriage. Special discount of £5 for cash with order or C.O.D. if both units purchased together.

R.F. HEATERS CONSTRUCTOR'S KIT

The Elpreq R.F. Heater has been planned to fill the need in industry for a reasonably priced unit to be used in the works or for development.

The heater is supplied in kit form, mainly to keep the cost low but also as it is thought that many users will wish to assemble the units within special casings to be close to the production line.

As it is not possible to have one frequency which is equally efficient for both dielectric and inductive heating a frequency efficient for dielectric work has been chosen. It being felt that this fills the greater need.

THE POWER PACK
The Power Pack used is the "Elpreq Variable 500" which is fully described in another section, this gives ten variations of power to a maximum of 500 mA. at 1,000 V.—continuous rating.

THE R.F. UNIT

Two carbon anode, high power triodes working into a push-pull circuit act as R.F. generators. The R.F. output to the "work" is taken from the tank coil.


Two meters are provided. The one in the main H.T. line shows the total milliamps being drawn by the R.F. unit. The other in the R.F. output stage indicates the R.F. current into that circuit.

The output frequency is approximately 15 megacycles but this will vary with the work and can be deliberately changed by tuning or by altering the size of the tank coil.

Connection to the work is through two substantial pillar terminals brought out to the front panel.

Size is approximately 16 1/4 in. x 13 in. x 14 in. and weight is approximately 25 lb. Price of all components including metal chassis to make power pack and R.F. units is £40. Or wired up ready to work £55.

All prices are ex our Eastbourne works and terms are cash with order.



HIGH POWER TRANSFORMERS



For R.F. heaters, transmitters, etc. etc. These are open wound type for maximum cooling and have the normal 200-250 primary fully screened.

Type 5F6. 1,000 v. at 1 amp., e.g. 5 K.V.A. Price £3/10/-, carriage and packing 5/-.

Type 5F7A. 2,200 v. at 1 amp., e.g. 2 K.V.A. Price £2/5, carriage and packing 7/6.

Type 5M1. 1000-1000 v. at 1.5 amps., e.g. 1 1/2 K.V.A. Price £12/10/-, carriage and packing 17/6.

Type 5M2. 1000-0-1000 v. at 500 mA. and 4 v. at 4 a. Price £27/10/-, carriage and packing 4/6.

Type 5M3. 375-0-375 v. at 250 mA. and 4 v. at 4 a. Price 37/6, carriage and packing 3/6.

Type 511. 500-0-500 v. at 500 mA., 6.5 v. at 6 a., 45/-, carriage and packing 3/6.

POWER FILAMENT TRANSFORMERS

Type 5M4. 4 v. at 4 a. 2-0-2 v. at 10 a. Price 18/6, carriage and packing 3/6

Type 5M5. 3.15-0-3.15 at 10 a., 4-0-4 at 10 a. 4-0-4 at 2 a. 4 a. 2.5-0-2.5 at 3 a.

Type 5M6. 34 v. at 2 a. tapped 32 v., 30 v. and 28 v., for relays, etc. 22/6, plus 3/0 carriage and packing.

Type 512. This has four 4 v. 10 amp centre tapped secondaries. 35/6. Plus 3/6 packing and post.

POWER CHOKES. Open wound type and feet with clamps.

Type 5M7 30 Henry at 500 mA., 35/-

Type 5M8 20 Henry at 500 mA., 32/6

Type 5M9 15 Henry at 500 mA., 27/6

Type 5M10 10 Henry at 500 mA., 22/6

Type 5M11 25 Henry at 10 amps, 18/6

Type 5M12 3 Henry at 10 amps, 18/6

Type 5M13 200 Henry at 5 mA., 15/-

PORCELAIN STAND-OFF INSULATORS

threaded each Price 1/6



RACKS AND RACKING EQUIPMENT

ALL EX-MINISTRY EQUIPMENT



STANDARD RACK

5ft. high and 19in. wide, heavy steel construction. Holes drilled and tapped at the standardized spacings. Price £4/15/- plus carriage.

ENCLOSED RACK

As above but rectangular and with sheet metal enclosed sides (vented), fitted handle and closing bars. Price £7/15/- or £8/15/- depending on condition, plus carriage.

MOUNTING PLATES

to fit above racks. Heavy 3/4 in. steel plates (drilled at standard intervals and 19in. centres) with chassis mounting brackets.

Ref. 5A5—19 x 14 front plate with chassis brackets, 17/6.

Ref. 5A6—19 x 12 front plate with chassis brackets, 16/6.


Ref. 5A7—19 x 10 front plate with chassis brackets but drilled for meters and other items, 8/6.

SAFETY SWITCH

When fitted this switch will cut off the main as rack door is opened. 5/6.

CHARGING SWITCHBOARD

Feed this Switchboard through a Mains Transformer and Rectifier giving 24 volt D.C. up to 50 amps, and you have an excellent multi-circuit charger for simultaneously charging several batteries at different currents. This is an ex-Government switchboard rated at 500 watts 18 volts fitted into steel cases with doors. It contains three reverse current relays, one voltmeter, one main ammeter, two secondary ammeters and three variable resistors for controlling circuits. These are brand new, in original cases. We can supply a 12 volt, 50 amp. Mains Transformer at £4/5/- plus 5/- carriage



RELAYS

Extra light weight, extra sensitive for high speed or radio control work, weight only 1 1/2 oz., closes on 2 mA., solid platinum change-over contacts, adjustable pressure. Price 12/6.

TELEPHONE JACK PLUGS

As illustrated 7d. each. Sockets to suit, 10d. each.



AUTOMATIC MOTOR STARTER

For remote control of D.C. motor between 1 and 3 kw., adjustment for 100v. or 230v. Unused and in first-class condition, complete with metal and wired glass cover. Price £10. carriage 5/-





EX-ROYAL NAVY SOUND POWERED TELEPHONE

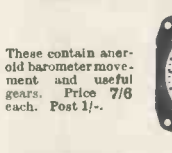
These require no batteries, and will go for long periods without attention.

BLOCK CONDENSERS



All unused. 5 mfd. at 2,500 v., 3/6; 4 mfd. at 750 v., 3/6; 8mfd. at 500v., 5/-

SENSITIVE ALTIMETER



These contain aneroid barometer movement and useful gears.

Note.—Also a few in good working order available at 22/6.

SCRAMBLER—TELEPHONE EQUIPMENT

As used by Ministries and Forces for holding secret conversations.

Items available, all new and unused, are— Frequency Changer, Type 6AC, Ref. No. YBO2700, price 25.

GREATLY REDUCED CATHODE RAY TUBES

VCR57. Brand new and unused, "cut-off type," ideal for 'scope, etc.

VCR139A. 2 1/2in., 32/6 plus 2/6 carriage, etc.

VCR138. 3 1/2in. electrostatic, persistence, suitable for T.V. and ideal for 'scope work, 37/6 plus 3/8 carriage, etc.

VCR112. 6in. electrostatic, persistence not known, 15/- each, plus 5/- carriage, etc.

CV1840. CV1500, CV1548. All 12in. magnetic, long persistence, 24/10/-, plus 10/- carriage.


10-CORE CABLE

10 flexible copper conductors well insulated suitable for mains work.

HEAVY DUTY POWER PACKS

500 WATT 1,000 v. (VARIABLE)

The conventional circuitry is employed throughout and all components are amply proportioned to permit substantial overloading.



Two directly heated rectifiers give a full wave output which is smoothed by a 10 Henry choke and 4 mfd. condenser.

500 WATT 2,000 v. (VARIABLE)

The maximum continuous rating of this is 250 milliamperes at 2,000 volts.

1,000 WATT 2,000 v. (VARIABLE)

The continuous power rating of this is 500 milliamperes at 2,000 volts.

1,000 WATT 1,000 v. (VARIABLE)

The maximum continuous rating of this is 1 amp. at 1,000 volts.

FIXED MODELS

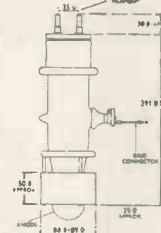
Any of the models mentioned above can be supplied without the tapped choke and selector switch.

CEILING FAN

This model, made by Revo, incorporates a series-wound totally enclosed ball-bearing motor of robust construction.



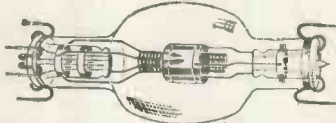
SPECIAL PURPOSE VALVES



Triode Type CV 1098—this is a high-powered air-cooled triode. Specification of which is as follows: Filament voltage 8.2 v.

TETRODE TYPE VT31

This is a high-powered air-cooled tetrode. Specification of which is as follows: Heater volts 11.25, heater current 8 amp.



WATCH THESE COLUMNS FOR DETAILS OF VARIOUS OTHER INDUSTRIAL TYPE VALVES. ALTERNATIVELY SEND US YOUR ENQUIRIES.

HIGH CYCLE MOTOR ALTERNATOR

TYPE 1. Has a motor 230 v., 50 cycle single phase, 2,800 r.p.m., coupled to a generator output 250 v., 1,728 cycles at 24 amps.

TYPE 2. Has a motor 230 v., 50 cycle single phase, coupled to an alternator output 250 v., 625 cycles. 24 amps. Price 23/10/-, plus 7/6 carriage.


SPECIAL EQUIPMENT SALES

IMPORTANT NOTE

Owing to the bulkiness of many of the items listed on these two pages it may not be possible to keep stocks at branches.

SPECIAL SALES DEPT., E.P.E. LTD., 123, TERMINUS ROAD, EASTBOURNE.

NEW 5 AMP. THERMOSTAT (MINIATURE)



2 1/2 x 1 1/2 x 1 1/2" high.

Useful for the control of appliances such as convectors, gluepots, vulcanisers, hot plates, etc.



METERS

- 2 1/2in. Flush mounting 0-30 m.A. moving coil 10/8 0-300 m.A. moving coil 10/8

PYREX AERIAL INSULATORS

Ideal for aerial connections through cable walls or through panels.



PLUG AND SOCKET



This brass cased plug and socket is extremely robust and ideal for P.A. or outside work.

JUMBO VALVE BASES

Ceramic 4 pin for transmitting valves, 805, etc. Price 3/6 each.

FLEXIBLE COUPLINGS

These are sometimes known as bellows couplings because they will extend as well as bend.



30 AMP ROTARY SWITCH

Single pole ON/OFF, a very robust switch, made by one of our most famous firms.

INFRAY LAMP



Means real comfort in bed or in workroom or other place where air temperature is low as it emits Infra-Red Rays which not only warm you but relieve pain, if you have it, and keep you healthy.

- Economical because its rays warm you and not the room.
- Costs only 1d. per hour to run (electricity at 1d. per unit).
- Works off lighting circuit (full instructions supplied).
- Absolutely safe for continuous burning, no health or fire risk.
- Ideal for many other uses:—over pet's basket—rearing pup, chicks—over desk—work bench, etc.
- Completely and unconditionally guaranteed for five years.
- All complete and ready to work. Price 38/-, post & pkg. 2/-. Money refunded in full if after seven days' trial you are not completely satisfied.

INFRAY MAJOR

For industrial locations, large breeders, cubicle heating, etc., etc. This is a 1 KVA (4-lamp model) with series parallel switching to give four variations of heat. Price £5/10/- complete, carriage and insurance 10/-.

THIN PAXOLIN PANELS

Size 8in. x 5in. Price 3/- doz. Post 6d. Ref. 3J2.

CONNECTING WIRE SNIP




P.V.C. insulated 2/3 a.w.g. copper wire in 100ft. coils, 2/5 each. Various colours available, 4 coils assorted colours for 10/-.

H.T. RECTIFIERS FAMOUS SELENIUM "SENTROFOL"

All are this year's stock—for higher voltages joint two or more in series.

R.M.1	125 v.	60 mA.	3/9
R.M.2	125 v.	100 mA.	4/2
R.M.3	125 v.	120 mA.	5/9
R.M.4	250 v.	250 mA.	10/-

SERVICE DATA



100 service sheets, covering British receivers which have been sold in big quantities, and which every service engineer is ultimately bound to meet. The following makes are included: Aerodyne, Alba, Bush, Cossor, Ekco, Ever-Ready, Ferguson, Ferranti, G.E.C., H.M.V., Kolster-Brandes, Lissen, McMichael, Marconi, Mullard, Murphy, Philco, Philips, Pye, Ultra. Undoubtedly a mine of information invaluable to all who earn their living from radio servicing. Price £1 for the complete folder. Our Folder No. 2 consists of 100 data sheets covering most of the popular American T.R.F. and superhet receivers "all dry," etc., which have been imported into this country. Names include: Spartan, Emerson, Admiral, Crossley, R.C.A., Victor, etc. Each sheet gives circuit diagrams and component values, alignment procedure, etc., etc. Price for the folder of 100 sheets is £1. Post free.

"WIRELESS WORLD" BAND III CONVERTOR

One of the most successful circuits for Band III conversion was published in the "Wireless World," May, 1954. The results we have received in our Eastbourne laboratory have been more than satisfactory and we consequently offer a complete kit of parts, including the specified EF80 valves, wound coils, drilled chassis, in fact, everything including a copy of the circuit diagram. Price only 42/6, post 2/6. Mains components, if required, 25/- extra.



BAND III AERIAL KIT

An interesting aerial, "The Folded V," was described in the July number of a T.V. magazine. We tried this and found it to be most efficient, both for interference reducing and increasing reception strength. It is simple to make. We, therefore, offer this aerial as a constructor's kit. The kit comprises alloy elements and connectors, neat plastic centre piece with polythene insulators and saddle for mounting on existing mast or in loft, window frame, drain pipe, etc., etc. 8/6. Construction data free with parts or available separately, price 1/-.

ADDITA—BAND III CONVERTOR



Our convertor has given very satisfactory results from the experimental Beulah Hill station, and we have had many satisfying reports regarding its performance. It is a very neat looking unit and fits to the side or the back of the television. It is designed to convert any T.V. superhet or T.R.F. and no internal modifications of any kind are required. Simply plug in to the aeriels, connect to the mains, and you have Band I or Band III at the flick of a switch. Standard models are set for London working but the unit is completely tunable for any combination of stations.

Build it Yourself

You can save at least £2 on the above if you build the convertor yourself. Price of all components including stove enamelled case and even transfers for the front, is £3/10/-, plus 2/6 post, or £4/10/- if mains components also required. Data is included free with the parts or available separately, price 2/6.

READY BUILT BAND III CONVERTOR

This is a 2-valve unit for conversion at aerial frequencies. It is largely based upon the "Wireless World" circuit described above. Its frequency can be set anywhere within the 186/196 mc/s band, and it will convert to any frequency between 40 and 48 mc/s (higher by simple coil alteration). Input arranged for standard coaxial feeders. Valves used are two of Type EF80. The unit draws its power supplies (approximately 200 volts at 25 m.a. and 6.3 volts at 6 a.) from the receiver. It has an efficient input filter which is very simple to adjust. It is pre-aligned so no instruments are required for alignment, simply "fine" tune. Price 59/6, post and insurance 2/6.

BAND III AERIALS

3-element array with swan-neck mast with "U" bolt clamp for fitting to existing masts from 1 1/2 in. to 2 in. dia.	41/6
3 element array with cranked mast and wall mounting bracket	42/6
3-element array with cranked mast and chimney lashing equipment	65/-
5-element array with swan-neck mast and "U" bolt clamp for fitting to existing masts from 1 1/2 in. to 2 in. dia.	52/6
5-element array with cranked mast and wall mounting bracket	53/6
5-element array with cranked mast and chimney lashing equipment	67/-
8-element array with swan-neck mast and "U" bolt clamp for fitting to 1 1/2 in. to 2 in. dia. mast.	69/-
8-element array with cranked mast and chimney lashing equipment	83/6
8-element array with 1 1/2 in. mast cap, 10ft. mast and heavy duty single chimney lashing equipment	134/-
10-element array with cranked mast and chimney equipment	94/6
10-element array with 1 1/2 in. mast cap, 10ft. mast and heavy duty single chimney lashing equipment	145/-
10-element array with 2 in. mast cap, 12ft. mast and heavy duty double chimney lashing equipment	178/6

AERIALS

BAND III Aerials—These aerials have quick fitting alloy elements and poly-thene low-loss insulators.

BAND III DOWN-LEAD. 81d. per yard, or super low loss 1/4 per yard.

WHAT IS IT?

It is the indicator that you would make to check that the "Elpreq Band III Signal Generator" is working properly. When the loop is brought up to the output circuit the lamp lights brightly.

- THE "ELPREQ" BAND III SIGNAL GENERATOR** is most useful. It—
1. Will provide the signal for tuning to any Band III station.
 2. Can be used as a grid-dip meter for checking the frequency of Band III T.V. aeriels, Coils, etc.
 3. Can be made to give a pattern on T.V. Receiver screen
 4. Can be accurately calibrated with included equipment.
- All the parts including valves, tuning condenser and metal chassis are available as a Kit at 25/- post free. with Kit or available separately, price 1/6.



Construction data free

DEMONSTRATIONS OF BAND III EQUIPMENT AT ALL BRANCHES



1/2 in. ALUMINIUM TUBE
Ideal for making T.V. aeriels, etc. 1/8 ft. 5ft. length 8/4.

SOMWEAVE



This really lovely loud speaker fabric we offer at approximately a third of to-day's cost. It is 42in. wide and our price is 12/- per yard, or panels 12in. x 12in., 1/9 each. This is also very suitable for covering plain wooden cases, or portable radio amplifiers, etc.

CABINETS 19/6

Intended for 12in. T.V. but you can make an excellent bass reflex cabinet with this well made veneered and polished walnut cabinet. Limited quantity offered at 19/6. Carriage, etc. 3/6.



COMPLETE TOOL KITS THE ELECTRICIAN'S

This is as illustrated and contains 50 fine tools arranged on 5 trays in an automatic steel tool-box. The box opens under slight pressure of the hand and closes automatically when lifted. The tools are all that a practical electrician needs, including lemon saw, ratchet brace, hack-saw, chisels for wood, brick and steel, pliers, side cutters, hammers, spanners, socket wrenches, pad-saw, etc. Price £13/10/-, or 3/73 deposit and 12 payments of 20/5.

RADIO ENGINEER'S

This again is fitted into an automatic tool-box and contains 50 tools including pliers, side counters, screwdrivers, side and straight snips, hammers, spanners, and socket wrenches, hand drill, B.A. taps, drills, etc. Price £9/10/-, or 28/6 deposit and 12 payments of 15/8.

1in. MICROMETER



Exceptional purchase enables us to offer a 1in. precision micrometer at the very low price of 10/-! A micrometer is an essential part of an engineer's equipment. You will have found the need for one or many occasions in the past for measuring wire gauge, etc. Price 10/-, post free.


TRANSFORMER 100 WATTS

These are transformers with a wound primary tapped 200, 220, 240, but no secondary. There is ample window space, however, for the hand winding of secondary to suit your own requirements. Approximately two turns per volt are required. The amps. taken out will depend upon volts, e.g., 10 amps. at 10 volts, 50 amps. at 2 volts, etc., etc. Price 10/-, post and packing 2/-.

PUSH BUTTON UNIT



9 way. Price 2/-, Post 6d. Ref. 2J146.



MULLARD AMPLIFIER "510"

A High Quality Amplifier designed by Mullard engineers. Robust high fidelity with a power output exceeding 170 watts and a harmonic distortion less than .4% at 10 watts. Its frequency response is extremely wide and level being almost flat from 10 to 20,000 C.P.S.—three controls are provided and the whole unit is very suitable for use with the Collaro Studio and most other good pick-ups. The price of the unit completely made up and ready to work is £12/10/- plus 10/- carriage and Insurance. Alternatively, if you wish to make up the unit yourself we shall be glad to supply the components separately. Send for the Mullard amplifier shopping list.



OCTAGONAL SPEAKER CABINET

Conforming exactly to the designer's specification—for G.E.C. metal cone speaker; also suitable any good 8in. speaker. Price £12/10/- or 37/6 deposit, carriage and Insurance 7/6 extra. G.E.C. metal cone (extra octave) speaker £8/15/-.

CABINETS FOR ALL



EMPRESS CONSOLE

This cabinet is undoubtedly a beautiful piece of furniture. It is elegantly veneered externally in figured walnut, internally in white sycamore. The radio section is raised to convenient level but is not drilled or cut. The lower deck acts as the motor board, again is uncut, it measures 16 x 14 and has a clearance of 5in. from the lid. There is a compartment for the storage of recordings. Overall dimensions of this essentially modern cabinet are 34" wide, 21" 8in. high, and 14" 4in. deep. Price £14/14/-, carriage and Insurance, 20/-.

Old customers please note our post order and inquiry department is now being run from Eastbourne and we can promise a much better service than of late.

THE CLEVELAND F.M. TUNER



This tuner is based upon the very successful circuit in the booklet published by Data Publications, sometimes incorrectly known as "Jason" circuit. We have made up models at all branches and will be glad to demonstrate.

Four valves and two crystals are used. Two crystals are used in the ratio detector to avoid heater-cathode hum so often encountered with valve ratio detectors. Stability is extremely good and tuning most simple. The tuner draws its power supply from the set or amplifier, its valve heaters are not connected to earth.

With only a simple indoor aerial made by parting the ends of ordinary flexible cable this tuner works very well at Eastbourne (over 60 miles from London) and we await reports from even greater distances. Cost of all parts including valves, prepared metal chassis, wound coils and stove enamelled scale, slow motion drive, pointer, tuning knob, in fact everything needed to make the complete unit, is £6/12/6. Data is included free with the parts or is available separately price 2/-.

Extra parts for fringe area model 20/-.

RECORD PLAYER—£4/10/0

3-SPEED INDUCTION MOTOR

3-speed motor with metal turntable and rubber mat. Latest rim drive with speed selection by knob at the side. No auto. stop, but there is a stop position on the selector. Small mod. makes speed variable for special effects and dance work.



HI-FI PICK-UP

Using famous Cosmocord HI-G turnover crystal. Separate sapphire for each speed. Neat bakelite case with simple adjuster for weight compensation.

SPECIAL SNIP OFFER THIS MONTH

The two units for £4/10/-, or 30% deposit and four payments of 18/-, post and Insurance, 5/-.

A NEW APPROACH


to an almost universal problem

An electronic computer to indicate foot-candle results is the subject of our latest cut is quite an interesting one but is not publication. The computer uses 3 valves at all difficult to construct or operate, and information is fed into 12 ratio arms. When complete the unit is entirely self-contained and mains operated. The price of all components needed, excluding metal and chassis, is £3/10/- plus 2/6 post. Our Publication "A New Approach" is given free with orders, own pet methods, or alternatively the data freely available in newspapers and at 2/6, post free.

ENTIRELY NEW CIRCUIT

Redesigned and now built by the Cleveland Company—very good reports received.

THE "WINDSOR 5"



This is a 5-valve A.C. superhet covering the usual long, medium and short wavebands. It has a particularly fine clear dial with an extra long pointer travel. The latest type local valves are used and the chassis is complete and ready to operate. Chassis size 15 x 6 x 6in. Price £9/19/6, complete with 8in. speaker. Carriage and Insurance 10/- H.P. terms if required.

TABLE RADIO CABINET

Due to a special purchase, we are able to offer this very fine cabinet, size approx. 15 1/2 x 14 x 6in. Walnut veneered and satin finished, 37/6, carriage and packing 3/6. Note—This cabinet is the correct one for the Windsor chassis above with 6in. speaker.



THE TWIN 20

This is a complete fluorescent lighting fitting. It has built-in ballast and starter—stove enamelled white and ready to work. It is an ideal unit for the kitchen, over the work-bench, and in similar locations. It uses two 20-watt lamps. Price, complete less tubes, 29/6, or with two tubes, 39/6. Post and Insurance 2/6. Extra 20-watt tubes, 7/6 each.



Complete kit comprises 40-watt control unit, starter lamp, lamp holders, clips and wiring diagrams. Price, less tubes, 22/6, plus 1/6 post. With tube, 30/-, plus 3/6 carr.

MONTH'S SNIP

POWER TRANSFORMER
1000-0-1000 v. at 500 mA. primary suitable for 195-255 v., tapped at 5 v. steps. Originally for force transmitters, this is extremely well made and will give years of service. Upright mounting; size 6 x 6 x 6. Price 57/6, carriage and insurance 7/6.



"SNIPER-SCOPE"

Famous wartime "cats eye" used for seeing in the dark. This is an infra-red image converter cell with a silver caesium screen which lights up (like a cathode ray tube) when the electrons released by the infra-red strike it. It follows that as light from an ordinary lamp is rich in infra-red these cells will work; burglar alarms, counting circuits, smoke detectors and the hundred and one other devices as well the simpler type of photo cell. Here then is a golden opportunity for some interesting experiments, price 5/- each. Post and Ins 1/-. Data will be supplied with cells if requested.

VALVE HOLDER PLUGS



Each is fitted with a rubber shroud. For B7G button base and type 2 for B9A. Price 2/- each, discounts for quantities.

BETHOVEN CHASSIS

Few only left



Chassis size approx. 9 1/2 x 7 1/2 x 8 1/2. First class components. A.C. mains operation. Three-wave (medium and two shorts). Complete with five valves, ready to work. Special cash-with-

order price this month. £5/19/6, carriage, and Insurance 7/6. Brand new and unused.

ELECTRONIC PRECISION EQUIPMENT LTD.

249 Kilburn High Road, Kilburn
Phone: MAI 4921
Half-day Thursday

42-46 Windmill Hill, Ruislip, Middlesex
Phone: RUISLIP 5780
Half-day Wednesday

152-153 Fleet St., E.C.4
Phone: FLEET 2833
Half-day Saturday

29 Stroud Green Road, Finsbury Park, N.4
Phone: ARCHWAY 1049
Half-day Thursday

Post orders should be addressed to E.P.E. LTD., M.O. Dept 2, 123, TERMINUS ROAD, EASTBOURNE. All enquiries to Eastbourne address and please enclose S.A.E., terms are cash with order.

Ronette G-210

*Streamlined
microphone*

One of the finest all-purpose microphones ever made by Ronette is this type G-210. Chrome plated die-cast housing with patented "Filtercel" cartridge. Available with several types of voltage/frequency response curves. Type GS-210 has noiseless on-off switch. For use with long lines these models are available with built-in 200 μ line transformer.

G-210 type microphones are supplied with screened standard microphone connector. 5/8 -27 thread for all normal stands

Further information will be gladly supplied upon request.



FAMOUS MICROPHONES




Sole Importers to Great Britain:

TRIANON ELECTRIC LTD. LONDON NW10
95, Cobbold Rd., Willesden Telephone: Willesden 2116

Sole Distributors for the wholesale and retail trades only:

E. & G. DISTRIBUTING CORPORATION LTD.
33 Tottenham Court Road, London, W1 Telephone: Museum 6667

KAYE'S for RELAYS



B.P.O. 3,000 and 600 type to your specification. Coils up to 100,000 ohms. Tropical Baked or Vacuum Impregnated. Component parts and/or coils supplied separately. Prototype relays made, if required.

CONTACT BLANKS supplied to order
KEY SWITCHES and **TELEPHONE EQUIPMENT**

Please may we have your enquiries NOW!

KAYE ELECTRICAL MANUFACTURING Co.
Havelock Works, Havelock Place, Harrow, Middlesex

HARrow 1432

TAPE PRE-AMPLIFIER



*.. for those who
want the best ..*

Used with the WEARITE 2B DECK, our Tape Pre-amplifier 4/WRB/2b is capable of giving recorded quality to the highest professional standards; yet at moderate cost.

- ★ Completely separate recording and replay chains with direct/replay monitor comparison switching.
- ★ Correct pre- and post-equalization to C.C.I.R. standards.
- ★ Peak-programme signal metering.
- ★ Positive metering of bias and erase voltages.
- ★ Designed mainly for WEARITE 2B Tape Deck—uses all the facilities provided on this deck.

Price 55 gns.

For full details, write or telephone:

ARIEL SOUND LTD.,

57, LANCASTER MEWS, LONDON, W.2.

Telephone: PADDINGTON 5092

 where
 small size
 and
 performance
 count



VENNER
ACCUMULATORS

The Venner Lightweight Silver-Zinc Accumulator is ideal in every application where minimum size and weight are essential. It is particularly suitable for radio and "walkie-talkie" equipment.

Write for full particulars and catalogue WW.

VENNER ACCUMULATORS LTD.,
 KINGSTON-BY-PASS, NEW MALDEN, SURREY.

Phone: MALden 2442.

Associated Companies: Venner Limited — Venner Electronics WW



Estd.

1925

EASY

TERMS

A word of thanks!

For 30 years we have specialised in supplying quality radio and electrical equipment and accessories to "Wireless World" readers for cash or on convenient terms.

Our policy has always been to select only those products which we know will give lasting satisfaction and we greatly appreciate the expressions of goodwill received from our customers during this long and happy association.

LEAK QUALITY EQUIPMENT
for the Connoisseur

Used by Broadcasting Corporations throughout the World.

The Leak reputation for Quality Reproduction, precision engineering and fine appearance is firmly established and we shall be glad to supply you with any of their products for cash or on easy terms as desired.
 TL/10 AMPLIFIERS · "POINT ONE" or VARISLOPE MK. II · PRE-AMPLIFIERS · TUNERS · DYNAMIC PICK-UPS

Please write for full details.

**NOW TRY THE NEW
 REMINGTON SUPER 60
 14 DAYS' LUXURY SHAVING FOR 5/-**

DEP.



SEND ONLY 5/-
 (returnable Deposit) for 14-day Free Trial . . . then 15/- balance after trial if satisfied and 8 monthly payments of 24/- (or 19/- if you send your old shaver).
 Cash Price £9/17/11

Here is The Supreme Shaving Instrument—the latest super-styled model, with larger effective shaving area. Double-insulated Built-in Motor. AC/DC 200/250v. Immediate delivery in luxury Suede-finish presentation Case.

★ 40/- ALLOWED FOR YOUR OLD SHAVER—any make, any condition—if you buy a New Remington Super 60 after trial for Cash or Terms.
 Send for FREE BROCHURES.

The L·R·S SUPPLY CO., LTD.,
BALCOMBE · SUSSEX Telephone: Balcombe 254

NEW STANDARD INSTRUMENT CASES

News item: the Imhof Standard Range of metal instrument cases has been considerably expanded through the addition of yet more "Standard" cases, racks, consoles and handles. Obviously, that means a wider, more comprehensive range to select from. Each item is different: each has been designed (in the full sense of the word): each is soundly constructed: and every housing is available in a number of finishes, either Standard or special!

NEW "OFF-THE-SHELF" DELIVERIES

News item: complementing the increased range of "Standards" are the new deliveries now in force:—

3 DAYS for Cases, Chassis and Handles.
7 DAYS for Racks and Consoles.

These new deliveries apply to existing "Standard" cases: the same deliveries will soon be announced for the new and more recent additions to the Range.


So there it is. If you are a user of instrument cases write (or 'phone) to the address below for further details: or, of course, come along to our new showrooms on the Third Floor of Imhof House—and see for yourself!

for worthwhile cases, racks, consoles and handles

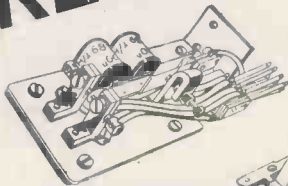
IMHOFS

Dept. P8, ALFRED IMHOF LTD.,
112-116 New Oxford St., London, W.C.1.

Telephone: Museum 7878.



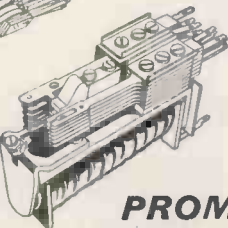
RELAYS



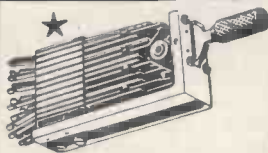
P.O. TYPES
TO YOUR
SPECIFICATION

3000 TYPES

Standard or special
COILS and CONTACTS
up to 80,000Ω and up to
8 c/o's. 600 and HIGH-
SPEED TYPES also
Supplied.



PROMPT
DELIVERY



LARGE
STOCKS
OF
KEYSWITCHES

THE KEYSWITCH CO.

ALL POST OFFICE EQUIPMENT

Enquiries to Sales Manager

126 KENSAL ROAD, LONDON, W.10

Telephone: LAD. 0666, 4640

MIDLAND INSTRUMENT CO.

SELSYN TRANSMITTERS (Magslips), 3in. type, pure synchro. x-y-1-2-3, suitable as master or slave, 50v. 50 cycle single phase A.C. operated. When two or more of these are wired up, the rotation by hand (or other means) of one, will result in a 100 per cent. follow in the other(s), both clockwise or anti-clockwise, supplied brand new with test-report, in tropicalised sealed cartons. Value, £8 each, our price 25/-, post 2/-, 2 for 50/-, post paid with wiring diagram.

TELEPHONE SETS, consists of 2 combined receivers and microphones, connected by 20ft. twin flexible, provides perfect 2-way communication (up to 1 mile with extra flex), self-energised, no battery required, complete ready for use, new, boxed, 12/8, post 1/-.

A.C./D.C. MOTORS, 200/250 v. taking 1-amp., fitted reduction gearbox, providing 3 drives of approx. 60, 12 and 1½ r.p.m., also fitted 2 sets cam-operated contacts and governor, new, unused, 30/-, post and packing 2/6.

VIBRATOR PACKS, input 6v., provides all L.T. and H.T. outputs for the 18 and 38 sets, in metal case size 9in. x 6½in. x 3½in., complete with leads, new, unused, 20/-, post 2/3, spare Mallory 6v. type 650 non-sync. vibrators. 5/-, post 6d.

U.S. DINGHY TRANSMITTERS, complete self-contained hand powered* turning the handle by anyone (quite untrained) provides the power for the 2-valve transmitter, also sends out the predetermined s.o.s. signals (long dash for D/F, etc.) on the International Distress band of 500 kc/s. (600 metres), sea range 250-500 miles, complete with aerial, usually suspended by kite or hydrogen balloon (not provided), all contained in a waterproof aluminium case size 10x9x8in., weight 17lb., with operating instructions, new, unused, 45/-, carriage paid.

HIGH-LOW IMMERSION HEATERS, 230-250 v. 2,000 watts, removable link for 3-heat control, plated copper stem 18in. long from fixing screw, requires 1½in. dia. tank hole, removable brass top termination cover with insulated cable bush, new, unused, 45/-, post paid.

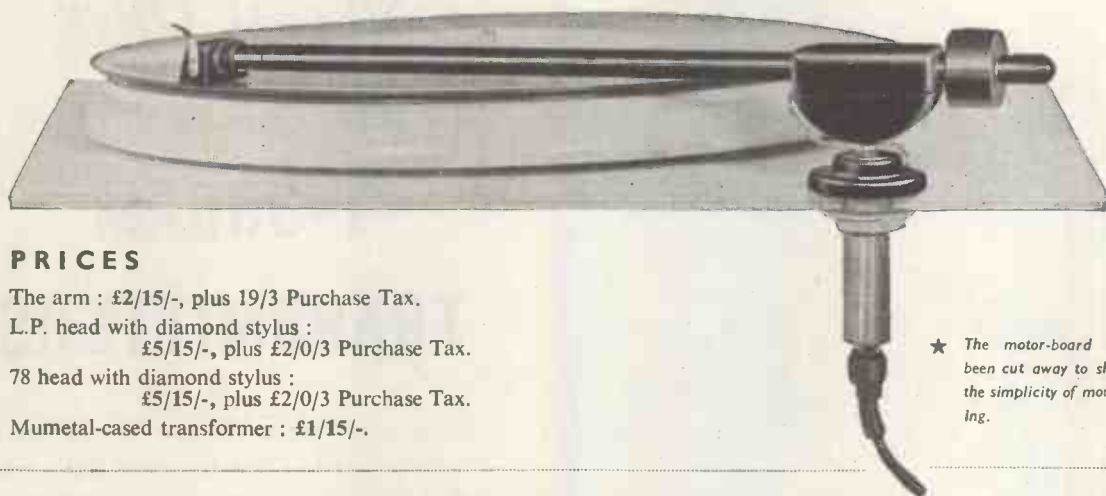
Many other bargains; send 3d. with S.A.E. for current lists.

MIDLAND INSTRUMENT CO., MOORPOOL CIRCLE, BIRMINGHAM, 17

Tel.: HAR 1308

THE **LEAK** DYNAMIC PICKUP

This new pickup results from five years continuous development of our first moving coil design. Reports from users during the first few months of its sales have justified our earlier belief that the pickup might earn recognition as the best in the world.



★ The motor-board has been cut away to show the simplicity of mounting.

PRICES

The arm : £2/15/-, plus 19/3 Purchase Tax.

L.P. head with diamond stylus :
£5/15/-, plus £2/0/3 Purchase Tax.

78 head with diamond stylus :
£5/15/-, plus £2/0/3 Purchase Tax.

Mumetal-cased transformer : £1/15/-.

SPECIFICATION

★ THE ARM

This is of advanced design having very low inertia. Friction is kept to a minimum by using a single pivot bearing. The arm is counter-weighted and has provision for plug-in interchangeable heads. An arm-rest is provided.

★ GENERATING SYSTEM

Dynamic (moving-coil). Coil impedance approximately 6 ohms, 1,000 c/s. No magnetic material is embodied in the moving parts, and the pickup is free from the inherent distortion of moving iron (magnetic variable reluctance) types. These distortions are also inherent in those dynamic pickups in which the moving coil is wound on a magnetic core.

★ STYLUS

Material: Diamond, guaranteed unconditionally not to chip or break. Stylus sizes: L.P. 0.001 in. radius + nothing — 0.0001 in. 78. 0.0025 in. radius \pm 0.0001 in.

★ PLAYING WEIGHTS

Between 2 and 3 grammes for L.P.
Between 5 and 6 grammes for 78.
Automatically adjusted by the weight of the head.

★ RECORD AND STYLUS WEAR

These are lower than on any pickup of which we have cognisance. Diamond has a playing life of approx. 100 times longer than sapphire, and because it will take a higher polish than any other material it therefore causes less record wear.

★ OUTPUT

The shielded step-up transformer delivers an output of 8 mV for each cm/sec. r.m.s. recorded velocity. This means that an amplifier with a sensitivity of 40 mV at 1,000 c/s will be easily loaded by the pickup from commercial records.

★ FREQUENCY RESPONSE

Total variation \pm 1 db 20,000 c/s to 40 c/s with the LP head, including transformer (recorded velocity 1.2 cms/sec. r.m.s. above turnover).
Low frequency resonance :
20 c/s \pm 5 c/s with our very lightweight arm.
High frequency resonance :
0.001 in. radius on Vynil, 21,000 c/s \pm 2,000 c/s.
0.0025 in. radius on shellac, above 27,000 c/s.
The frequency response does not change with temperature.

★ SIGNAL-TO-HUM-RATIO

It is not possible to specify this important ratio without stipulating the strength of the interfering fields. These fields will, of course, vary according to the installation. However, for the purpose of comparison measurements have been taken under working conditions, i.e. with various pickups mounted normally within inches of the electric turntable motor and within two feet of a power transformer in an amplifier. The results show that the Leak Dynamic Pickup has a lower hum content than any variable reluctance (moving-iron, magnetic) pickup and a very much lower hum content than a single turn moving coil (i.e. "ribbon") pickup. This confirms what would be expected from theoretical considerations.

★ DIMENSIONS

From the centre of the fixing stem to the front of the pickup head, 9½ in. From the centre of the fixing stem to the rear of the arm, 2 in. The height of the pickup is adjustable and it can be used with any turntable.

★ MOUNTING

A template of original Leak design is supplied, enabling the pickup to be accurately located on the turntable mounting board. There is a single fixing hole and the stem contains a miniature socket which accepts the plug leading to the transformer (see illustration).

★ TRANSFORMER

The transformer has a step-up ratio of 1.80 and is heavily shielded in mu-metal. The primary lead is terminated in a plug and a shielded secondary lead is supplied.

★ Write for illustrated leaflet 'W'.

ELECTROSTATIC LOUDSPEAKERS

Reprints of "The Gramophone" article (May, 1955), by H. J. Leak, summarising his work and findings on Electrostatic and Dynamic Loudspeakers, are available on request, free of charge

Sole distributors for H. J. LEAK & CO. LTD.

AUDIO TRANSDUCERS LTD., PICCADILLY HOUSE, 33-37 REGENT STREET, LONDON, S.W.1

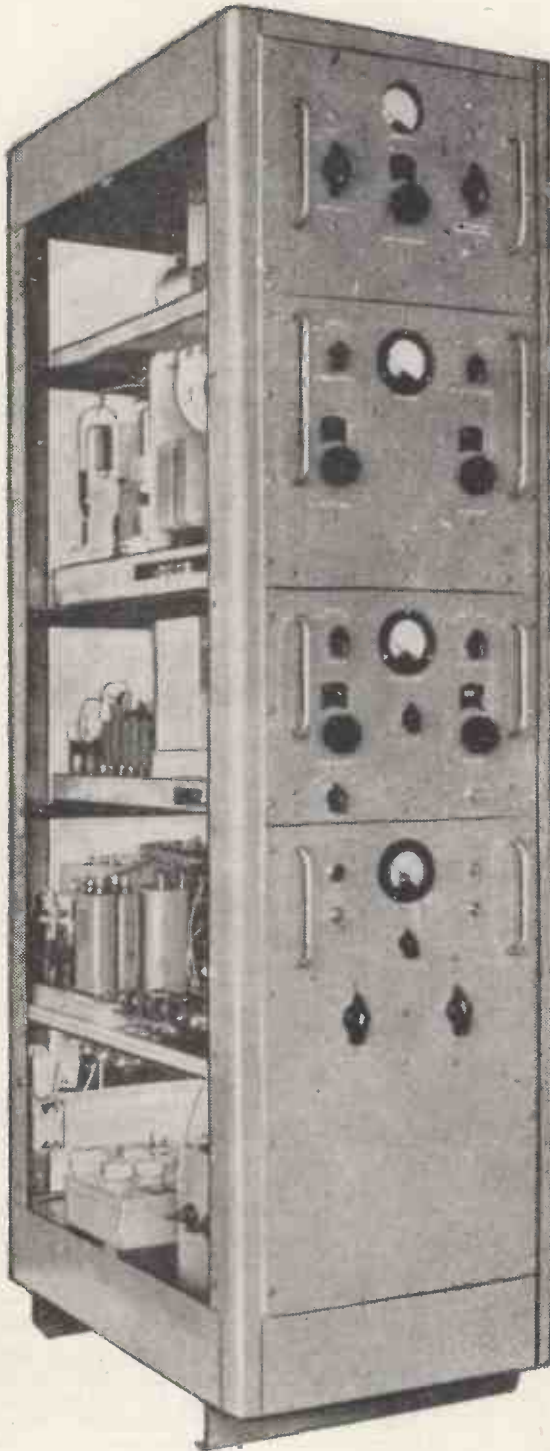
Telephone: REGenT 5659

Telegrams: HIFI, PHONE, LONDON

Cables: HIFI, LONDON

G.W. SMITH & CO (RADIO) LIMITED

Phone: GERRARD 8204/9155
Cables: SMITHEX LESQUARE
3-34 LISLE STREET, LONDON, W.C.2



SIDE PANELS REMOVED

Special Offer
Brand New

T-350XM TRANSMITTERS

These magnificent 350-watt Transmitters manufactured by the Technical Radio Co. of California, U.S.A., are offered at a fraction of their original cost.

Frequency Range: 2,000-20,000 Kc/s.
Power Output: Radiotelegraph 350 watts.
Radiotelephone 250 watt.

Frequency Control by Built-in Master Oscillator or Crystal Multiplier.

A.C. Mains 210/250 volts, 50-60 cycles.

Size: 58½ in. high. Gross Weight :
16 in. wide. 967 lbs.
24½ in. deep.
Shipping Capacity: 44.6 cu. feet

Comprising:-As Shipped In Manufacturers' Original Sealed Transit Cases.

Case 1. Transmitter	Case 2. Speech Amplifier
725 lbs.	82 lbs.
36 cu. feet	4.7 cu. feet.

Case 3. Low Voltage 160 lbs.
Power Deck 3.9 cu. feet,
and Modulation Transformer.

The whole Transmitter complete with all Valves, full instruction books containing complete circuits, wiring and technical data, ready for immediate shipment.

G.W. SMITH & CO

(RADIO) LIMITED
 Phone: GERRARD 8204/9155
 Cables: SMITHEX LESQUARE
 LISLE STREET, LONDON, W.C.2

TRADE ENQUIRIES INVITED FOR ALL RADIO BARGAINS

WE PURCHASE ALL TYPES OF RECEIVERS AND TEST GEAR

DEAF AIDS 19/6.
 An exceptional offer of new Deaf Aid Units made by famous manufacturer. Complete with three sub-miniature valves, crystal mike, volume and tone controls, etc., less only outside bakelite case. Deaf Aid Units complete less crystal mike only 12/6 each. Miniature ear-pieces to match 3/6, or with lead and plug 4/6. **DEAF AID VALVES.** Brand new CK505AX equivalent to DF70, 2/6, holders 6d. each. Deaf Aid Pots., 1 megohm with switch, 1/- each.

100 MICROAMP METERS. 2½in. flush mounting meter, scaled 0-1500 yards, first-grade instrument, brand new and boxed, 39/6 each.

HEAVY DUTY L.T. TRANSFORMER. Input 230 volt 50 cycles. Output 17.75 volts 35/50 amps. Brand new and boxed, 72/6 each.
HOURLY RECORDERS. A time recorder for operation on 200/250 volts A.C. Range from 1/10 to 10,000 hours on five separate scales. Supplied brand new and boxed, 39/6 each.

VALVE VOLTMETERS. A bargain test instrument measuring 50/200/500 volts D.C. on three ranges. Meter is a 2½in. 1 m/a. movement. Operation from 230 volt 50 cycle mains. Housed in wooden instrument case size 14in. x 8½in. x 9in. Complete with all valves and supplied as new, 79/6 each.

HEAVY DUTY VOLTAGE REGULATOR TRANSFORMERS. These transformers will regulate 50 cycle A.C. mains between 185 and 250 volts at 24 amps. Price £12/10/- each.

PYE 45 MC/S. I.F. STRIPS. Complete London Channel Television I.F. Strip, with six EF50 valves and one EA50 valve. Supplied brand new, 59/6 each, or slightly used but in good condition, 49/6 each.

AVO ELIMINATOR POWER PACKS. Input 230 volts A.C. Output 90 volts, stabilised V570, and 1.4 volts. Supplied brand new in bakelite case, 39/6 each.

MARCONI BAND THREE CRYSTAL CALIBRATORS. Frequency coverage 170/240 Mc/s. Complete with 5 Mc/s. crystal, accuracy .001%. Supplied brand new in original transit cases with spare set of five valves, £5/19/6 each.

TRANSFORMER BARGAINS.
 No. 1. Primary 230 volts 50 cycle. Secondary 620/0/620 volts, 250 m/a., tapped 550/0/550 and 375/0/375 volts. Two 5 volt 3 amp. windings. Ample space for 6.3 volt windings. Supplied brand new, 42/6.
 No. 2. Primary 230 volts 50 cycle. Secondary 5/0/5 volts, 5/0/5 volts and 5/0/5 volts. This will give any voltage between 5 and 30 volts in 5 volt steps at 5 amps. Supplied brand new, 39/6.
 No. 3. Primary 200/250 volts 50 cycle. Secondary 350/0/350 volt 180 m/a. 6.3 volt 4 amp. and 5 volt 3 amp. Only 29/6 each.
 No. 4. Primary 200/250 volt 50 cycle. Secondary 4 volts 14 amps. and 6.3 volts C.T. 1½ amp. only 10/6 each.
 No. 5. Primary 230 volt 50 cycle. Secondary 2,000 volts 5 m/a. Ideal for scope. 14/6 each.
 No. 6. Primary 230 volts 50 cycle. Secondary 500/0/500 volts 250 m/a., 4 volt 4 amps. C.T., 3,000 volt insulation, 22/6 each.

TRANSmitters.
BENDIX TA-12C. Frequency range 300-600 Kc/s, and 3-12 Mc/s. 2 807 P.A. Stage, 807 Buffer and 4 12SK7 Oscillator Stage. An absolute bargain at £4/19/6. Supplied brand new.
COLLINS TCS. Frequency range on three bands 15-12 Mc/s. 2 1625 P.A. Stage, 1625 Buffer, 1625 Modulator Stage, 3 12A6 Oscillator Stage. Radio telephone or radio telegraph. Plate and aerial current meters. Calibrated V.F.O. and 4 Xtal positions. Supplied in brand new condition, £25 each.

COSSOR DOUBLE-BEAM OSCILLOSCOPES. A few only of these famous type 3339 scopes. For operation on 200/250 volts A.C. mains. Supplied in absolutely perfect condition and tested prior to despatch, £27/10/- each.

R.1132 RECEIVERS. 11 valve receiver covering 100-124 Mc/s. Super slow motion drive, 5 m/a. tuning meter, R.F. and L.F. controls. Easily converted to receive F.M. stations. Supplied with all valves and in good condition, 65/- each.

P.40 ROTARY POWER UNITS. 12 volt D.C. input. Output 180 volts 60 m/a. Complete with all smoothing. 19/6 each. P. & P. 2/6.

VALVE VOLTMETERS No. 2. Few only left of these grand instruments. Specification as follows:—A.C. 200/250 volts 50 cycle input. 5 A.C. ranges 1.5/5/15/50 and 150 volts. D.C. readings can be made up to 300 volts. Input impedance 50 megohms. Accuracy 1% at 50 meg. and 5% at 200 meg. Meter is a 3½in. 200 microamp. movement. All instruments are complete with detachable probe and are supplied as new in transit cases, £17/10/- each.

MIDGET REVERSIBLE MOTORS. For operation on 4, 6, 12 or 24 volts D.C. Size 2in. x 1½in. Ideal for model makers, locos, boats, etc., 10/6.

METER SWITCHES. Standard Yaxley type, 8 bank, single pole, 9, 11 or 12 way, 7/6 each.

COMMUNICATION RECEIVERS.
MARCONI CR100 RECEIVERS. Frequency coverage 60 Kc/s-30 Mc/s on six bands, gap 420-500 Kc/s. Two R.F. and three I.F. stages. Variable selectivity, crystal filter, 6,000, 3,000, 1,200, 300 and 100 Kc/s. Self-contained power supply for operation on 200/250 volts A.C. Supplied in absolutely mint condition, calibration and sensitivity checked, £30 each.
R.1155 RECEIVERS. Frequency coverage 18.5-3 Mc/s, 1500-600 Kc/s, 500-200 Kc/s, and 200-75 Kc/s. on five bands. A really first-class receiver at a price to suit everyone's pocket. Brand new models in original transit cases, £11/19/6 each. New models but having slightly soiled outer cases, £9/19/6 each.

A combined power unit and audio output stage for the above receiver, for operation on 110-200-250 volts A.C., can be supplied for 79/6.
AMERICAN POWER RHEOSTATS. Brand new and boxed. 8 ohm 3.3 amp., 8/6; 8 ohm 2.5 amp., 7/6; 60 ohm 1.3 amp., 7/6; 90 ohm .74 amp., 7/6; 200 ohm .35 amp., 5/6.

FIELD TELEPHONE DON Mk. V.
 A pair of these telephones will give communication between any two points. Supplied in perfect condition, complete with buzzer, bell, key, handset and instructions, 39/6 each.

METERS All brand new and boxed. 0-50 m/a., 2in. square, F/M., M/coil, 7/6; 0-100 m/a., 2½in. round, F/M., M/coil, 9/6; 0-150 m/a., 2in. square, F/M., M/coil, 7/6; 0-200 m/a., 2in. square, F/M., M/coil, 7/6; 0-200 m/a., 2½in. round, F/M., M/coil, 9/6; 0-300 volts D.C., 2in. square, F/M., M/coil, 10/6; 0-5 amp., 2½in. round, F/M., R.F., 7/6; 0-10 amp., 2½in. round, F/M., M/coil, 12/6.

A.C. VOLTMETERS 50 CYCLE. 0-15 volts, 2½in. round, F/M., M/I., 8/6; 0-20 volts, 2½in. round, F/M., M/I., 9/6; 0-300 volts, 2½in. round, F/M., M/I., 25/-.

MICROAMP METER. 0-250 microamp., 3½in. round, F/M., M/coil, 49/6.

VALVE BARGAINS. 6H6, 1/9; VU111., 1/9; EA50, 1/9; 6AG5, 4/-; SP61, 2/-; 6U7, 4/6; EF36, 4/6; EBC33, 6/6; 6V6, 6/6; 5Z4, 7/6; 5U4, 7/6; PEN46, 4/6.

HALLICRAFTER POWER UNITS. Brand new and boxed, 12 volt D.C. input. Output 250 volts 70 m/a. (supplied by a vibrator unit) and 350 volts 165 m/a. (supplied by a rotary transformer). Complete with all smoothing and send-receive relays. Ideal for portable or marine transmitter receiver. 62/6 each.

2.1 Mc/s I.F.T.'s. Miniature type, 2/- each.
WESTERN ELECTRIC HANDSETS. Standard P.O. type, 12/6 each.

INSTRUMENT POTENTIOMETERS. Brand new American type, 10,000 ohms, 5½in. dia. Ideal for bridge, 22/6 each. Brand new Colvern type, 3½in. dia. 50,000 or 100,000 ohms, 10/6 each.

SUB-STANDARD VOLT METERS. A portable precision instrument complete with leather carrying case measuring 0-300 volts D.C. on six ranges. Accuracy .3% at 68°F. A 6in. mirror scale, calibrated in international volts 0-150. Knife edged pointer. Current price of similar meter approx. £30. Supplied in perfect condition, £4/19/6 each.

TELETRON BAND III CONVERTOR COIL SET. Coil set with circuit 15/-, Chassis 4/-. EF80 valves 10/6. Condensers 6d. each. Resistors 3d. each. Trimmers 9d. each.

CRYSTAL MICROPHONE INSERTS. A sensitive high impedance crystal mike, ideal for tape recorders, amplifiers, etc., 7/6 each.
AVO CASES. Brand new leather cases for universal AVO minor, 7/6 each.

SMOOTHING CHOKES. American potted type, "Collins," 8 henry 100 m/a. Res. 160 ohms, 8/6. Ex-Admiralty 10 henry 275 m/a. 10/6.

MARCONI SIGNAL GENERATORS
TF 390/G7. Frequency coverage 4-100 Mc/s. 200-250 volts A.C. mains operation. Supplied brand new and complete with spare valves and calibration charts, £25 each. Also TF 517F/1. Frequency coverage 130-260 Mc/s. and 18-58 Mc/s. Brand new £35 each.

H.R.O. 6 VOLT VIBRATOR SUPPLY UNITS. Output 165 volts 80 m/a., 6.3 volt 3 amp. 6X5 rectifier, choke and condenser smoothed, 29/6 each.

BATTERY CHARGING EQUIPMENT. Transformers. 200/250 volts input. Output 9 or 15 volts 1 amp., 9/9; 3.5, 9 or 17 volts 1.5 amp., 12/6; 3.5, 9 or 17 volts 2 amp., 14/3; 3.5, 9 or 17 volts 4 amp., 16/6. Rectifiers, full wave and bridged. 12 volts 1 amp., 5/6; 12 volts 2 amp., 11/3; 12 volts 3 amp., 12/9; 12 volts 4 amps., 14/3; 12 volts 10 amp., 32/6; 24 volts 1 amp., 9/-; 24 volts 2 amp., 17/6; 24 volts 4 amp., 27/6.

INDICATOR UNITS.
 Type 96. These indicators contain a VCR97 CRT, 6 SP61, 3 VR54, 1 EA50 and thousands of components, supplied brand new, 39/6.
 Type 157. These contain a VCR97 CRT, 16 SP61, 1 VR54, 1 EA50, and thousands of components. Brand new condition, 52/6.

AMERICAN CONDENSERS. Oil filled. 4 mfd. 600 v., 4/6; 5 x .5 mfd. 8,000 v., 7/6; .25 mfd. 2,000 v., 3/6; complete smoothing unit 8 x 8 x 4 mfd. 650 v., 12/6.

"RECORD AMPLIFIERS." A push-pull amplifier giving 8 watts output. For operation on 200/250 volts A.C. Standard gram. input, output matched to 3 or 15 ohms. Tone and volume controls. Complete valve line-up; 6SN7, 6V6, 6V6, 5Z4. Supplied in an attractive desk type cabinet, brand new, £6/10/-.

HOURS OF BUSINESS:—9 a.m.—6 p.m. Thursday 1 p.m. Open all day Saturday. PLEASE PRINT NAME AND ADDRESS CLEARLY. ALSO INCLUDE POSTAGE OR CARRIAGE ON ALL ITEMS.

RECEIVER CHASSIS

Modernise your old Radiogram

RECORD PLAYERS

COMPLETE RADIOGRAM EQUIPMENT - QUALITY AT LOW COST

STERN'S AMAZING BARGAIN OFFER !


A TEMPORARY

WE HAVE BOUGHT THE ENTIRE STOCK OF THE FAMOUS MODEL B3PP RADIO or RADIOGRAM CHASSIS

EXCEPTIONAL OFFER for CASH ONLY. This Latest B.S.R. MONARCH 3-SPEED

AUTOCHANGER is offered for (NORMAL PRICE £13.10.0)

£7/19/6 (Plus 7/6 carr & ins.)



A 6-VALVE 3-WAVEBAND SUPERHET with PUSH-PULL OUTPUT

Thousands of these successful and very popular Receiver Chassis have been sold for **£15/15/-** each

WE CAN NOW OFFER THEM for **£11/19/6** (plus 7/6 carriage and insurance)

H.P. Terms. Deposit £4 and 10 monthly payments of 17/10.

GENERAL DETAILS

- For use on A.C. Mains 100/110 Volts and 200/250 volts.
- Employs the latest Valves 6BE6, 6BA6 6AT6, two 6BW6s in push-pull and 6X4 (or similar) Rectifier.
- It has a Mains socket on the chassis for connection to Gram unit.
- Incorporates extension speaker and Pick-up sockets.
- Overall size of Chassis is 11in. x 7 1/2in., 8 1/2in. high. Dial size 8 1/2in. x 4 1/2in. (A Bronze coloured Dial Eucetheon is available for 4/6).

- Waveband coverage is Shortwave 16 to 50 metres. Medium 187 to 550 and Longwave 900 to 2,000 metres.
- Has four controls: (1) Volume Control with on-off switch, (2) Tone Control (operative on Gram and Radio), (3) Wavechange Switch with Gram position, (4) Tuning Control (Flywheel type drive).
- Negative Feedback is employed over the entire audio stages.
- Excellent reproduction up to approximately 6 watts output.

These Receiver Chassis have undoubtedly proved to be about the most popular and successful yet offered. They are designed to the most modern specification with great attention having been given to the quality of reproduction which gives really excellent clarity of speech and music on both Radio and Gram. THEY ARE THE IDEAL REPLACEMENT CHASSIS FOR THAT "OLD RADIOGRAM" ETC. ALL CHASSIS ARE BRAND NEW and GUARANTEED for 12 MONTHS (B.V.A. VALVES 90 DAYS).

- These units will autochange on all three speeds, 7in., 10in. and 12in. records.
- They play MIXED 7in., 10in. and 12in. records.
- They have separate sapphire for L.P. and 78 r.p.m., which are moved into position by a simple switch.
- Minimum baseboard size required 14 x 12 1/2in., with height above 5 1/2in. and height below base-board 2 1/2in. A bulk purchase enables us to offer these BRAND NEW UNITS at this exceptional price.



WE CAN ALSO SUPPLY

- (a) THE GARRARD 3-SPEED CHANGER MODEL R.C.80M.
- (b) THE GARRARD 3-SPEED NON-AUTO MODEL "T."
- (c) THE COLLARO 3-SPEED CHANGER MODEL R.C.54.
- (d) THE COLLARO 3-SPEED NON-AUTO MODEL 3/554.
- (e) THE B.S.R. 3-SPEED NON-AUTO MODEL HF100.


All of these are the very latest models. Send S.A.E. for details.

THE NEW ARMSTRONG F.C. 48

A high quality replacement Radio or Radiogram Chassis having provision for an P.M. Feeder Unit. PRICE ASSEMBLED AND READY

FOR USE **£23/18/0**

(Plus 7/6 Carr. and Ins.) H.P. Terms: £3 Deposit and 12 months at £1/9/2.



- 8 Valves including 2 double Triodes.
- 8 Watts output from push-pull tetrodes. Heavy negative feedback is used, resulting in negligible distortion and high damping factor.
- Provision for using FM adaptor to receive the present high quality transmissions from Wrotham and the new B.B.C. V.H.F. stations.
- An accessible socket at rear provides the power supply for this unit.
- Independent controls give BASS and TREBLE lift and cut with unique Thermometer visual indicator.
- Gram. position on a wavechange switch.
- 4 Wavebands Coverage 16-51, 50-120, 190-550, 1,000-2,000 metres.
- Large four-colour illuminated dial.

A BULK PURCHASE ENABLES US TO OFFER THIS "PUSH-PULL" 7-VALVE SUPERHET RECEIVER For only £12/19/6

(Carr. & ins. 7/6 extra) H.P. - £4/6/6 Dep. 10 mths. at 19/2.

These receivers Models AW3-7 are made by a well-known set of manufacturers and incorporate the latest Osram Valve Line-up of X79-W77-DH77-H77-U78 and two N78s in Push-Pull for approx. 7 watts output. They cover 3 wavebands 18-50 metres, 190-550 and 800-2,000 metres, and are for operation on A.C. mains 200-250 volts. A Gram. position is on the Wavechange Switch.

They make an excellent replacement Radiogram Chassis having a P.U. connection on the Chassis. Extension speaker connection is also provided. Overall size of chassis; 12in. long x 7 1/2in. x 6 1/2in. high, dial aperture 8 1/2 x 4 1/2in. (Dial Eucetheon available for 4/9).



THE MODEL F3PP. RADIO-RADIOGRAM CHASSIS

Model F3PP. A 7-valve 3-waveband Superhet Chassis with a Push-Pull Stage. This Chassis has been designed with particular regard to the quality of reproduction. It incorporates SEPARATE BASS and TREBLE CONTROLS, thereby ensuring the utmost flexibility of Tone on both Radio and Gram.

- Waveband coverage 16-50, 190-550 and 900-2,000 metres.
- Valve line-up X79, 6BA6, 6AT6, ECC83; GZ30 and two AQ5s in push-pull for approx. 6 watts output.
- Negative feedback and delayed A.V.C.
- Has independent mains supply socket for gram. connection.

Overall size of Chassis 12 x 8in. high x 7in. with dial size 11 1/2in. long x 4 1/2in. For use on A.C. Mains 100-110 volts and 200-250 volts. Cash Price, tested and ready for use **£17/17/0** (plus 7/6 carr. and ins.). H.P. Terms: Deposit £5/19/- and 12 monthly payments of £1/1/10

COMPLETE HIGH QUALITY RADIOGRAM EQUIPMENT

SUMMARY—Select a RECEIVER CHASSIS and we will supply it TOGETHER WITH A 3-SPEED CHANGER AND AN 8in. or 10in. P.M. SPEAKER as follows:—

THE B.S.R. MONARCH, P.M. SPEAKER and:—

	Cash Price	Deposit	12 Monthly
(a) With Model B3PP Chassis	£21 9 0	£7 2 4	£1 6 3
(b) With Model AW3-7 Chassis	£22 9 0	£7 9 6	£1 7 6
(c) With Model F3PP Chassis	£27 14 0	£9 4 0	£1 13 11
(d) With Model FC48 Chassis } Goodmans 10in. P.M. speaker	£33 15 0	£11 5 0	£2 1 3
(e) With Model H.4 Chassis	£36 7 0	£12 3 8	£2 4 4

THE COLLARO MODEL R.C.54, P.M. SPEAKER and:—

(a) With Model B3PP Chassis	£23 9 0	£7 15 8	£1 8 9
(b) With Model AW3-7 Chassis	£24 9 0	£8 3 0	£1 9 11
(c) With Model F3PP Chassis	£29 6 6	£9 15 6	£1 15 10
(d) With Model FC48 Chassis } Goodmans 10in. P.M. speaker	£35 7 8	£11 16 0	£2 3 3
(e) With Model H.4 Chassis	£37 18 6	£12 18 10	£2 6 4

Refer to Page 127 for a Home Constructor's CONSOLE CABINET.

!! JUST RELEASED !!

A COMBINED "AM-FM"

RADIO-RADIOGRAM REPLACEMENT CHASSIS

THE MODEL H.4. A very attractively finished AM-FM chassis of outstanding performance, and on which particular regard has been paid to achieving really high quality reproduction combined with great sensitivity.

We cannot at the time of going to Press provide an illustration of Chassis, nor publish the specification, but briefly it incorporates:—

- (a) The most recently developed VALVE LINE UP.
- (b) The highly efficient GERLER INDUCTANCE TUNED UNIT.
- (c) Generous sized OUTPUT TRANSFORMER providing matching for 3 and 15 ohm Speakers.
- (d) FERRITE ROD Internal Aerial (for AM).
- (e) "Magic Eye" TUNING EYE INDICATOR.

PRICE **£26/10/0** (plus 7/6 carriage and insurance). H.P. TERMS. DEPOSIT £8/16/8 and 12 monthly payments of £1/12/4.

WE RECOMMEND THE W.B. STENTORIAN P.M. SPEAKERS

They have the NEW CAMBRIC CONE and a matching device for 3 ohms-7.5 and 15 ohms outputs.

- (a) 5in. Model HF510 £2 6 6 (d) 9in. Model HF912 £4 7 3
- (b) 6in. " HF610 £2 12 6 (e) 10in. " HF1012 £4 17 6
- (c) 8in. " HF810 £4 2 9 (f) 12in. " HF1214 £9 15 6

When submitting orders, please include postage and packing.

STERN RADIO LTD.

RADIO TUNING UNITS
A.M. & F.M. DESIGNS

"High Fidelity" Reproduction"

AMPLIFIERS ASSEMBLED or KITS OF PARTS

'STERN'S' HIGH QUALITY 8-10 WATT AMPLIFIER
Having a front panel which is very attractively finished in deep gold, and on which the controls are clearly identified. The ideal amplifier for general home use and for small halls, etc.



Price of COMPLETE KIT including Valves and Drilled Chassis, etc. (Plus 2/6 carr. and ins.) **£7/10/-**

We will supply it Completely Built for (Plus 5/- Carr. & Ins.) **£9/10/-**

H.P. Terms **£2/10/-** Deposit, 3 months at 19/9. Designed for high-quality reproduction up to an output level of 10 watts, having 6V6s in Push-Pull and incorporating negative feedback. It is suitable for use with all types of Pick-ups and most types of microphones and the output transformer provides for use of 3 and 15 ohm speakers.

BRIEF FEATURES

- Valve line-up 6Z5, 6SN7, 6Z4, with 6V6s in push-pull.
- The undistorted output level of up to 10 watts is produced from an input of 25 volts.
- First-class reproduction of Radio (where a Tuning Unit is used) and Record Playing.
- Separate Bass Boost and Treble Controls provide an excellent range of frequency control.
- Very satisfactory results are obtained with an average type of high impedance Moving Coil or Crystal Microphones, a clear speech level of approx. 5 watts output being obtained.
- Power supplies (HT and LT) are available for a Tuning Unit.
- For operation on A.C. Mains 200-250 volts 50 cycles.

THE ASSEMBLY MANUAL is available, for 1/- and includes detailed layouts and component Price List.

'STERN'S' 12 WATT "HIGH FIDELITY" Push-Pull AMPLIFIER

A very high quality Unit attractively finished in deep gold with each control clearly identified on the front panel. Comprising a Main Amplifier Chassis and a Remote Control Pre-Amplifier-Tone Control Unit. The remote control unit measures only 9 x 4 x 2 1/2 in. and contains four controls, being: Bass-Treble-Volume and a Radio, Gram, Microphone Switch control. It incorporates its own feedback circuit on the Bass Channel. Loop negative feedback is employed on the Main Amplifier which has a valve line-up of 6J5-6N7-5Y4 with two PX25s in push-pull and 6J5 and 6SN7 are used in the remote control unit.




THE COMPLETE KIT IS AVAILABLE FOR (Carr. & Ins. 8/- extra) **£14/0/0**

THE COMPLETE UNIT ASSEMBLED AND READY FOR USE (H.P. Terms **£4/5/-** Deposit, 12 months at **£13/5/-**. (Carr. & Ins. 7/6 extra.)

The measured frequency range of the amplifier with this unit shows an excellent response from 14,000 cycles down to 20 cycles, the bass and treble controls allowing independent control of gain at both ends of the frequency range from zero to a gain of 50. It can be seen, therefore, that ample correction is provided to suit any type of pick-up with any type of recording. Input voltage for maximum output is 70 mV and 6.3 volts at 2 amps, and 30 mA. H.T. is provided for tuning unit, etc. This Amplifier compares well with the Williamson and similar designs at a fraction of their cost. The complete set of assembly instructions is available for 2/-.

A COMPLETELY ASSEMBLED "HIGH FIDELITY" PUSH-PULL AMPLIFIER. Supplied Complete with THE STERN'S DUAL CHANNEL TONE CONTROL PRE-AMPLIFIER UNIT FOR ONLY **£13/13/-**



(plus 7/6 Carr. & Ins.)
H.P. TERMS: DEPOSIT **£3/8/-** and 12 monthly payments of 18/10. We are able to offer this equipment at such an attractive price only because of a bulk purchase of PARMEKO TRANSFORMERS, CHOKES, etc.

It is designed for really good reproduction employing two 6F6s in push-pull for approximately 10 watts output. A total of 7 valves are employed, the main Amplifier having 6J5-6SN7—two 6V6s and 5 Volt Rectifier and the separate Control Unit, which is identical to that supplied with the 12 Watt "Hi Fi" Amplifier described above, has types 6J5 and 6SN7. Loop Feedback is employed over the whole of the main Amplifier and the PARMEKO OUTPUT TRANSFORMER ensures really good reproduction. Power take-off socket is provided for an external Radio Tuning Unit, the POWER SUPPLY AVAILABLE being 200 to 250 Volts at 45 mA. and 6.3 Volts at 11 amps. WHEN ORDERING PLEASE STATE WHETHER FOR 3 OR 15 ohm SPEAKER.

The NEW "LEAK" TL/10 AMPLIFIER and "Point One" PRE-AMPLIFIER



This Amplifier has a maximum output of 10 watts and maintains in every respect the world renowned LEAK reputation for precision engineering, fine appearance and fastidious wiring. The Pre-Amplifier will operate from any make or type of pick-up. A continuously variable input attenuator at the rear of the Pre-amp. permits the instantaneous use of crystal, moving iron and moving coil pick-ups. H.T. and L.T. supplies are available for a Radio Tuning Unit. An input attenuator is fitted. S.A.E. for descriptive leaflet.

PRICES:

- (a) THE COMPLETE AMPLIFIER WITH PRE-AMPLIFIER: **£28/7/-**; or **£7/2/-** Deposit and 12 months at **£1/19/-**.
- (b) THE TL/10 MAIN AMPLIFIER ONLY: **£17/17/-**; or **£4/7/-** Deposit and 12 months at **£1/4/9**.
- (c) THE "POINT ONE" PRE-AMPLIFIER ONLY: **£10/10/-**; or **£2/12/6** Deposit and 9 months at 19/6.

The DULCI F.M. TUNER


A completely self-contained Tuner accommodated in an attractive POLISHED WALNUT CABINET (size 10 1/2 x 6 x 5 1/2 in. high) and providing complete F.M. coverage.

PRICE **£16/16/-** (plus 7/6 carr. & ins.)
H.P. TERMS: DEPOSIT **£5/12/8** and 12 monthly payments of **£1/0/5**.

The performance of this Tuner is really outstanding and is equal to many other units offered at far higher prices. It is designed to operate with any make of amplifier and most radio receivers and incorporates:—

- (a) Its own POWER SUPPLY arrangement.
- (b) The highly efficient GERLER INDUCTANCE TUNING HEART.
- (c) A "Magic Eye" TUNING INDICATOR.
- (d) Latest VALVE LINE-UP: EABC80, ECC85, two EF89s, 6 x 4 (Rectifier) and type EM80 Indicator.

A fully descriptive leaflet is available but please send S.A.E.




The GOODSSELL F.M.I. TUNER

A 5 Valve Superhet Unit incorporating the NEW MULLARD INDUCTANCE type TUNING HEART. A really excellent Tuner giving full F.M. coverage and incorporating a "Magic Eye" Indicator. Requires Power Supply of 250 volts at 25 mA. and 6.3 Volts 2 amps.

PRICE **£18/14/8** (plus 7/6 carr. & ins.)

H.P. TERMS: Deposit **£6/5/-** and 12 monthly payments of **£1/2/11**.



The NEW "W-B." HIGH FIDELITY AMPLIFIER

MODEL WB.12

The WB.12 Amplifier, with separate pre-amplifier Tone Control Unit is attractively styled and finished in hammered gold, incorporating technical details to satisfy the most critical user. Employing the most recently developed valves, it has a low noise input circuit feeding the double triode phase splitter and a push-pull output stage using a specially designed Whiteley Output Transformer. Overall 2 db negative feedback is taken over the main Amplifier. Switched pick-up matching is incorporated in an extremely flexible compact and easily mounted control unit.



BRIEF MAIN AMPLIFIER SPECIFICATION—

- (a) Power Output — 12 watts
- (b) Distortion — 400 c/s 0.2%
1,000 c/s 0.12%
- (c) Frequency response — ± 15 db 20-20,000 c/s
- (d) Output Tappings — 3-4 ohms and 8 ohms
- (e) Valve line-up: GZ32, 2 x EL94, 2 x ECC83
- (f) Power supply available for Tuner, etc.: 6.3V, 1.5A, 50 mA @ 300V

TONE CONTROL

- (a) Input Sensitivity for 10W 50 mV
- (b) Hum and Noise relative to 10W — 72 db
- (c) Bass Control—continuously variable from +11 db to -11 db at 30 c/s
- (d) Treble Control—continuously variable from +10 db to -10 db at 10 kc/s
- (e) Switched Input for Radio Feeder, Pickup and Tape Recorder.

PRICE COMPLETE (plus 7/6 carriage and insurance) **£25/0/0**
H.P. TERMS: Deposit **£8/6/8** and 12 monthly payments of **£1/10/6**

109 & 115 FLEET ST.
LONDON, E.C.4. Phone: CENTRAL 5812-3-4

Stern's Tape Recorder

HOME CONSTRUCTORS
Build it
for **£40'-'**



Buy it assembled and ready for use
for **£43'-'**


(Plus £1/10/- carriage and insurance (£1 is refunded when packing case is returned to us.))

!! IT ONLY NEEDS CONNECTING UP !!

H.P. Terms are shown below.

H.P. terms. Deposit £11 and 12 monthly payments of £2/18/8.

We are completely satisfied that this Tape Recorder, although supplied at a genuinely low price, provides absolute Fidelity Recordings and, in addition to being completely dependable, has a performance at least equal to recorders marketed at a far higher price. The actual assembly of the Tape Recorder is extremely simple and only involves a few connections. The Truvox Tape Deck and the Quality Amplifier are supplied tested and ready for use, and all that is required to complete the Recorder is to connect the two together (a connection chart is supplied for this purpose) and secure them by the screws provided into the Attache Case. The items illustrated and described below form the complete equipment.



SEND S.A.E. FOR DESCRIPTIVE LEAFLET

THE NEW TRUVOX MODEL TR7U TAPE DECK
THE NEW TRUVOX MODEL TR7U TAPE DECK. 3 Shaded-Pole motors. Drop-in Tape Loading. Push Button Control. Separate Push Button Brake. Fast forward and fast reverse. Silent drive eliminating Wow and Flutter. Half Track working and 2 speeds, 3½in. and 7½in. per sec. Positive Azimuth Adjustment. Overall size only 14½ x 12½in.

• WILL TAKE ALL STANDARD TAPES UP TO 1,200ft.


• WILL PLAY THE NEW PRE-RECORDED TAPES.

• WILL PROVIDE 2 HOURS' PLAYING AT 3½in. or 1 hour at 7½in. per second.

• INCORPORATES AN ELLIPTICAL P.M. SPEAKER 7x4in., with EXTENDED FREQUENCY RANGE.

MODEL T.R.I./F. QUALITY AMPLIFIER

This amplifier has been expressly designed to meet the requirements of enthusiasts for fidelity reproduction, and in particular to CORRECTLY operate the above TRUVOX DECK. It is supplied complete with a matched Elliptical 3 ohm P.M. Speaker, it incorporates an efficient Tone Control arrangement and has a Magic Eye Level Indicator (Operative on Record). In addition it can be used as a general purpose Amplifier for high quality reproduction of gramophone records direct from a Gram Unit.



GUARANTEED FOR 12 MONTHS (B.V.A. VALVES 90 DAYS)

PRICE SUMMARY

WE WILL SUPPLY ALL FIVE UNITS LISTED ABOVE, i.e., THE COMPLETE BUT UNASSEMBLED RECORDER FOR £40/- H.P. Terms: Deposit £10 and 12 monthly payments of £2/15/- or in two parts as follows:-

	CASH PRICE	DEPOSIT	12 monthly payments of
(a) TRUVOX Mk. TR7U TAPE DECK MODEL TRIF AMPLIFIER WITH SPEAKER, 1,200ft. REEL OF TAPE	£33 10 0	£8 10 0	£2 6 4
(b) ATTACHE CASE AS ILLUSTRATED	£6 10 0	—	—
ACOS CRYSTAL MICROPHONE	—	—	—

ACOS CRYSTAL 1,200 ft. REEL OF MICROPHONE SCOTCHBOY MODEL MIC.33.1 MAGNETIC RECORDING TAPE.

PORTABLE ATTACHE CASE

This, as may be judged from the illustration above, is a neat, compact and attractively finished case, being covered with maroon rexine and having an ivory coloured speaker escutcheon. It contains concealed pockets to accommodate the Microphone, Mains Lead and a spare 1,200ft. reel of tape.

NOTE: Please send 30/- to cover cost of packing, carriage and insurance. We will refund £1 if the packing case is returned to us intact.

EACH UNIT IS AVAILABLE SEPARATELY AS FOLLOWS:

	CASH PRICE	DEPOSIT	12 monthly payments of
(a) TRUVOX Mk. TR7U TAPE DECK	£23 2 0	£5 17 0	£1 12 0
(b) AMPLIFIER MODEL TRIF WITH SPEAKER	£14 14 0	£4 16 6	18 4
(c) PORTABLE ATTACHE CASE	£5 0 0	—	—
(d) ACOS CRYSTAL MIKE "33"	£2 10 0	—	—
(e) REEL OF TAPE 1,200ft.	£1 15 0	—	—

Please include £1 when ordering (a) or (c) for packing charge, this whole amount will be refunded if case is returned to us intact.

STERN RADIO LTD.

!! TWO HIGH QUALITY TUNING UNITS !!

THE DENCO F.M. FEEDER UNIT INCORPORATING AN R.F. STAGE

A 5 VALVE SUPERHET DESIGN having a frequency coverage of 88 to 100 mc/s. This F.M. Receiver is designed to operate with any type of Amplifier and most Radio Receivers. It incorporates R.F.—F/Changer and two I.F. Stages followed by a Ratio Discriminator, the valve line-up being 6AM6—12AH8—two 6BA6s and 6AQ5. Overall

size of assembled Chassis 7in. x 5 1/2in. x 7in. x 8 1/2in. x 4 1/2in. high with power supply.

4 1/2in. high excluding power supply, or 7in. x 8 1/2in. x 4 1/2in. high with power supply. The CONSTRUCTOR'S MANUAL, containing Circuit Diagram and Component List, etc., is available for £6 and WE CAN SUPPLY ALL SPECIFIED COMPONENTS including Valves and Dried Chassis for or for £7/2/6 with Dial Assembly as illustrated. **£6'13'/6** (plus 2/6 carriage and ins.)


WE WILL ALSO SUPPLY IT...

- (a) Assembled and Ready for use, excluding Dial Assembly. £8/17/6.
- (b) Assembled and Ready for use including Dial Assembly (as illustrated). £9/10/-.
- (c) Assembled and ready for use, with Dial Assembly and "Magic Eye" Indicator mounted in centre of Dial. £10/10/-.
- (d) We can also supply (a), (b) and (c) with and including an HT/IT Power Supply for an additional £2/17/8. The Supply Unit is also available as a separate Unit, size 6 1/2in. x 3 1/2in. x 5 1/2in. high. Provides 250 volts at 50 mA. and 6.3 volts at 2 amps.

"STERN'S" MODEL CP3G/AM 3 WAVEBAND SUPERHET TUNING UNIT

A highly sensitive A.C. Mains Tuning Unit providing for excellent reception of stations on the short wavebands (16-50 metres) medium waveband (200-550 metres) and the long waveband (900-2,000 metres).

- Valve line-up: 5K6G (Frequency Changer), 6SK7g (I.F. Amplifier), 6Q7g (Detector, A.V.C. and 1st A.F. Amplifier), and 5Z4g (rectifier).
- A gramophone position is incorporated with the wavechange switch.
- This tuner is normally supplied with four controls—Tuning, Volume, Tone and the Wavelength Switch (Tone and Volume operate as both Radio and Gram.)—but if your Amplifier already has the Tone and Volume Controls we can omit both. When ordering please state what is required.
- Overall chassis dimensions are 12in. x 8 1/2in. x 8in. including the full vision dial. Size 8 1/2in. x 4 1/2in.
- Price completely assembled and including built-in power supply £10/10/- H.P. Terms. Deposit £3/10/-, 8 months at 1/9/9.
- Price completely assembled excluding Power Supply £9. Carriage and Insurance 7/6 extra. (Dial Escutcheon is 4/6 extra).



COMMERCIAL T/V CONVERTERS


Completely self-contained Units designed to operate with commercially made Television Receivers to enable the immediate reception of both the B.B.C. (Band I) and the Commercial (Band III) programmes.

No actual fitting and no alteration is required to your present receiver, it simply being a matter of connecting the Mains Supply, Band I and Band III Aerials to the sockets provided on the Converter, which is then connected to your TV Receiver by a lead which is plugged into a Socket on the Converter and then into the T/V Receiver Aerial Socket.

- The Controls on the Unit are:—
 (a) Station Selector Switch which immediately selects either Transmitting Station.
 (b) An On-Off Switch which also switches the T/V Receiver on or off.
 (c) Band III Station Tuning Control.

THESE CONVERTERS ARE AVAILABLE:—

1. THE AERIALITE MODEL TA3 (Illustrated here). Contained in a brown crackle finished case size 9 1/2in. long x 4in. high x 4 1/2in. deep. Price £9/10/-.
2. THE DULCIT T/V CONVERTER. In polished walnut case size 9 1/2in. long x 6 1/2in. high x 4 1/2in. deep. Price £9/9/-.
3. VALRADIO TUNER. A turret type Converter (without case) for direct incorporation into an existing T/V receiver. In this instance it is essential that, when ordering, we are advised of either the I.P. frequency or the make and model number of the T/V receiver. Price £8.



SPECIAL PRICE REDUCTION

OF THE FAMOUS

SHAFTESBURY PORTABLE AMPLIFIER

Suitable for home use and small Halls. Has matched inputs for both Record Players and Microphones. Also provides for the "mixing" and "fading" of both Gram. and speech as request. COMPRISING:

- (a) A 4-Valve High Gain Amplifier for use on A.C. or D.C. mains. 200-250 volts with 5 watts output. Incorporating Independent Volume Controls for Mike and Gram., either of which can be faded at will, a variable Tone Control and independent Input sockets for Mike and Gram.
- (b) A Transverse Carbon microphone which obtains its polarising current from the amplifier—no batteries are necessary.
- (c) A 8in. Goodmans P.M. Speaker with the "Ticonal" magnet for first-class reproduction.

THE COMPLETE EQUIPMENT is all contained in the PORTABLE CARRYING CASE **£18'0'0**

Having been reduced from £30/9/-.. HIRE PURCHASE TERMS. DEPOSIT £4/10/- and 12 monthly payments of £1/4/9.

A DUAL-CHANNEL PRE-AMPLIFIER and TONE CONTROL UNIT

Attractively finished in "Old Gold" and providing full control of BASS and TREBLE in conjunction with a main volume control. It can be used with any amplifier and with any pick up, the range of frequency control provided by the unit affording ample compensation for all types of pick ups and all natures of recordings, i.e., English, American and long playing, without recourse to pick up correction. The extreme flexibility of the bass and treble control is such that the level of bass and treble can be set to suit any conditions irrespective of the volume output of the amplifier. Response characteristics are given in 12 watt amplifier advt. The unit measures only 9in. x 4in. x 2 1/2in., including self-contained power supply and can be accommodated either on or away from the main amplifier, i.e., on the front panel of a cabinet or any other position. Price including drilled chassis, valves (68N7 and 615), £3/15/9. Complete assembly data are available separately for 1/-. Completely assembled and ready for use. £5/5/-.

"PERSONAL SET" BATTERY ELIMINATOR

A complete Kit of parts to build a Midget "Aldry" Battery Eliminator, giving approx. 69 volts at 10 mA and 1.4 volts at 250 mA. This eliminator is for use on A.C. mains and is suitable for any 4-valve Superhet Receiver, requiring H.T. and L.T. voltage as above, or approx. to 69 volts. The Kit is quite easily and quickly assembled and is housed in a light-aluminium case size 4 1/2in. x 1 1/2in. x 2 1/2in. Price of complete Kit with easy-to-follow assembly instructions, 42/6. In addition we can offer a similar COMPLETE KIT to provide approx. 90 volts at 10 mA. and 1.4 volts at 250 mA. Size of assembled unit 7in. x 2 1/2in. x 1 1/2in. Price 47/6.

THE W.B. PRE-FABRICATED CONSOLE CABINET

Primarily designed for "Hi Fi" equipment where a separate Speaker is used, but equally suitable for

- (a) BUILDING A RADIOGRAM
- (b) TAPE RECORDER CABINET

This attractive WALNUT POLISHED CABINET (Overall size 19 1/2in. wide x 15in. deep x 35in. high) is very robustly constructed and is supplied in sections for home assembly. It is quite easily put together and is ideally suitable for "Hi Fi" enthusiasts to accommodate a High Quality Amplifier together with a Tuning Unit (AM or FM) and any make of Record Player (excluding Connoisseur only).

- (a) Hinged Lid under which is an uncut polished bleached board for mounting a Record Player.
 - (b) Uncut Front Panel—into which Tuning Unit Dial and Amplifier Control Panel is mounted.
 - (c) Record Storage space, divided into sections at the bottom of the Cabinet accessible through two doors.
- A PRE-FABRICATED BASE REFLEX CORNER FITTING SPEAKER CABINET (size 29 1/2in. wide x 18 1/2in. deep x 35 1/2in. high) is also available for £11/11. H.P. Terms. Deposit £2/17/9, 9 monthly payments of 19/3. Fully descriptive leaflets of these two Cabinets are available but please send S.A.E.

USED AS A RADIOGRAM CABINET

As will be gathered from the description of the CONSOLE CABINET there is no provision for mounting a Speaker but it is a simple matter to fix one to either of the two sides after first cutting a circular hole to the size of the Speaker in use, and then covering with Speaker fret.

ACCORDINGLY FROM EQUIPMENT WE OFFER YOU CAN MAKE A REALLY HIGH QUALITY RADIOGRAM FOR **£33'10'0** (plus 15/- carr. and ins.)

H.P. TERMS. DEPOSIT £11/3/4 and 12 monthly payments of £2/-11.

FOR THIS AMOUNT WE WILL SUPPLY

- THE MODEL B3PP RADIO CHASSIS.
- THE B.S.R. MONARCH 3 SPEED AUTOCHANGER.
- THE 10in. P.M. SPEAKER.
- THE W.B. PRE-FABRICATED CABINET.

ILLUSTRATIONS AND DESCRIPTIONS ARE ON PAGE 124

AN ASSEMBLED RADIOGRAM OF THIS DESCRIPTION WOULD NORMALLY COST ABOUT £50 to £60.

TAPE RECORDING

We will supply our complete "fidelity" TAPE RECORDER, excluding the Attache Case but INCLUDING THIS CONSOLE CABINET—NOT ASSEMBLED—all for:— **£47'0'0** (plus 30/- carr. and ins. of which £1 is refunded when packing case is returned).

H.P. TERMS. DEPOSIT £15/13/4. 12 monthly payments of £2/17/5.

109 and 115 FLEET ST.
LONDON, E.C.4. Phone: CENTRAL 5812-3-4

SELENIUM RECTIFIERS

L.T. Types	H.T. Type H.W.
2/6 v. 1/4 a.h.w. . . 1/9	120 v. 40 mA. . . 3/11
6/12 v. 1/4 a.h.w. . . 2/9	250 v. 50 mA. . . 5/9
R.W. Bridge Types	250 v. 80 mA. . . 7/9
	250 v. 150 mA. . . 9/9
6/12 v. 1 a. . . 4/11	RM4 250 v. 250
6/12 v. 2 a. . . 8/11	mA. . . 11/9
6/12 v. 6 a. . . 19/9	300 v. 275 mA. 12/11
6/12 v. 10 a. . . 35/-	

CO-AXIAL CABLE. 75 ohms in., 8d. yard. Twin screened feeder, 10d. yard.

SILVER MICA CONDENSERS. 5, 10, 15, 20, 25, 30, 35, 50, 100, 120, 150, 180, 200, 230, 300, 330, 400, 470, 500, 1,000 pfd. (.001μF), .002 mfd. (2,000 pfd.). All at 5d. each, 3/9 dozen one type.

DIAL BULBS, M.E.S. 8 v. 0.2 a., 6/9 doz.; 6.5 v. 0.3 a., 6/9 doz.; 4 v. 0.3 a., 5/9 doz.

ELECTROLYTICS (current production). NOT ex-Govt.

Tubular Types	Can Types
8μF 450 v. . . 1/6	16 mfd. 350 v. . . 1/11
8 mfd. 500 v. . . 2/6	16μF 450 v. . . 2/9
16μF 350 v. . . 2/3	32μF 350 v. . . 2/11
16μF 450 v. . . 2/9	32 mfd. 450 v. . . 4/9
16μF 500 v. . . 3/9	64 mfd. 450 v. . . 3/11
32μF 350 v. . . 3/9	100 mfd. 450 v. . . 4/9
32 mfd. 500 v. . . 5/9	8-8μF 450 v. . . 2/11
8-16μF 500 v. . . 4/11	8-16μF 450 v. . . 2/11
25μF 25 v. . . 1/3	16-16μF 450 v. . . 3/11
50μF 12 v. . . 1/3	16-32μF 350 v. . . 4/9
50μF 50 v. . . 2/3	32-32μF 350 v. . . 4/9
100 mfd. 12 v. . . 1/9	32-32μF 450 v. . . 5/9
100 mfd. 25 v. . . 2/3	
Can Types	
8 mfd. 350 v. . . 1/3	
8 mfd. 600 v. . . 2/11	
16 mfd. 500 v. . . 3/9	

Many others in stock.

VOLUME CONTROLS with long spindles, all values, less switch, 2/9; with S.P. switch, 3/9.

WIRE WOUND POTS: 20 ohms, 500 ohms, 5K, 20K, 100K (medium length spindles), 2/9. 220 ohms, 2K, 10K, 20K. Preset type, 1/9 each.

VIBRATORS. Wearite 12 v. 4 pin. Non-synchronous, 6/9. Oak 2 v. 7 pin, synchronous, 7/9.

EX GOV. E.H.T. CONDENSERS
 .25 mfd., 4,000 v. Blocks . . . 4/9
 .5 mfd., 2,500 v. Blocks . . . 3/9
 .5 mfd., 3,500 v. Cans . . . 3/3
 .1 mfd. plus 1 mfd. 8,000 v., large blocks (common negative isolated) . . . 9/6
 1.5 mfd., 4,000 v. Blocks . . . 5/9

EX GOV. METAL BLOCK PAPER CONDENSERS
 2 mfd. 800 v. . . 1/9
 4 mfd. 500 v. . . 2/9
 4 mfd. 1,000 v. . . 4/3
 4 mfd. 1,500 v. . . 4/9
 4 mfd. 400 v. plus 2 mfd. 250 v. . . 1/11

EX GOV. VALVES. VR137 11d., EA50, EB34, SP61 1/11, VS110 11d.

EX GOV. UNITS, type RF26 in original sealed cartons 39/6. Transmitter Receivers type TR9D complete with all valves 45/-, Carr. 6/6.

CONTROL PANEL with 1 six-position 3-wafer Yaxley switch, 1 pointer knob, 2 S.P.S.T. switches, various plugs and sockets. Only 1/6.

M.E. SPEAKERS. All 2-3 ohms, 8in. R.A. field, 600 ohms, 11/9. 10in. R.A. field, 1,000 ohms, 23/9.

MANUFACTURERS SURPLUS TRANSFORMERS
 Fully shrouded upright. Primary 200-230-250 v. Sec. 425-0-425 v. 150 mA. 6.3 v. 3 a. 5 v. 3 a. 3/79. Clamped type 250-0-250 v. 70 mA., 6.3 v. 2.5 a. 9/9, post 1/9.

HEAVY DUTY BATTERY CHARGER
 For normal 200/250 v. A.C. mains input. To charge 12 v. battery. Variable charge rate up to 10 amps. Fitted Meter and Fuses. Guaranteed 12 months. Carr. 10/-. 46/19/6.

OIL FILLED BLOCK CONDENSERS
 Bryce 11-7 mfd. 500 v. New unused Govt. surplus, only 5/9 each.

H.T. ELIMINATOR AND TRICKLE CHARGER KIT with louvered crackle finished case. Mains input 200-250 v. Output 120 v. 40 mA., and 2 v. 1/2 a. Price with circuit, 29/6.
 Or in working order, 37/6.

R.S.C. TRANSFORMERS

FULLY GUARANTEED, INTERLEAVED AND IMPREGNATED

MAINS TRANSFORMERS
 Primaries 200-230-250 v. 50 c/s.
 FULLY SHROUDED UPRIGHT MOUNTING
 250-0-250 v. 60 mA. 6.3 v. 2 a., 5 v. 2 a., 5 v. 3 a., 17/6
 Midget type, 2+3-3in. . . 17/6
 350-0-350 v. 70 mA., 6.3 v. 2 a., 5 v. 2 a., 19/9
 250-0-250 v. 100 mA., 6.3 v. 4 v. 4 a., c.t., 0-4-5 v. 3 a. . . 25/9
 250-0-250 v. 100 mA., 6.3 v. 4 v. 4 a., c.t., for R1355 conversion . . . 23/9
 300-0-300 v. 100 mA., 6.3 v. 4 v. 4 a., 5 v. 3 a., c.t., 0-4-5 v. 3 a. . . 26/9
 300-0-300 v. 100 mA., 6.3 v. 4 v. 4 a., 5 v. 3 a., c.t., 0-4-5 v. 3 a. . . 26/9
 350-0-350 v. 100 mA., 6.3 v. 4 v. 4 a., 5 v. 3 a., c.t., 0-4-5 v. 3 a. . . 23/9
 350-0-350 v. 100 mA., 6.3 v. 4 v. 4 a., 5 v. 3 a., c.t., 0-4-5 v. 3 a. . . 33/9
 350-0-350 v. 150 mA., 6.3 v. 4 a., 5 v. 3 a., 33/9
 425-0-425 v. 200 mA., 6.3 v. 4 a., c.t., 6.3 v. 4 a., c.t., 5 v. 3 a., suitable Williamson Amplifier, etc. . . 49/9
 450-0-450 v. 250 mA., 6.3 v. 6 a., 6.3 v. 6 a., 5 v. 3 a. . . 69/6
 TOP SHROUDED DROP-THROUGH TYPE
 250-0-250 v. 70 mA., 6.3 v. 2.5 a. . . 13/9
 260-0-260 v. 70 mA., 6.3 v. 2 a., 5 v. 2 a. . . 16/9
 350-0-350 v. 80 mA., 6.3 v. 2 a., 5 v. 2 a., 18/9
 200-0-250 v. 100 mA., 6.3 v. 4 v. 4 a., 5 v. 3 a., 22/9
 300-0-300 v. 100 mA., 6.3 v. 4 v. 4 a., c.t., 0-4-5 v. 3 a. . . 23/9
 350-0-350 v. 100 mA., 6.3 v. 4 v. 4 a., c.t., 5 v. 3 a. . . 22/9
 350-0-350 v. 100 mA., 6.3 v. 4 v. 4 a., c.t., 0-4-5 v. 3 a. . . 23/9
 350-0-350 v. 150 mA., 6.3 v. 2 a., 6.3 v. 2 a., 5 v. 3 a. . . 29/11
 350-0-350 v. 150 mA., 6.3 v. 4 a., 5 v. 3 a., 29/9
 E.H.T. TRANSFORMERS, 2,500 v. 5 mA., 2-0-2 v. 1.1 a., 2-0-2 v. 1.1 a., for VCR97, VCR517 . . . 37/6

FILAMENT TRANSFORMERS
 Primaries 200-250 v. 50 c/s. 0-4-6.3 v. 2 a. . . 7/9
 6.3 v. 1.5 a. . . 5/9
 0-2-4-5-6.3 v. 4 a. . . 16/9
 6.3 v. 3 a. . . 8/11
 6.3 v. 6 a. . . 17/6
 12 v. 1 a. . . 7/9
 12 v. 3 a. or 24 v. 6.3 v. 2 a. . . 7/6
 1.5 a. . . 17/6

CHARGER TRANSFORMERS
 All with 200-230-250 v. 50 c/s. Primaries: 0-9-15 v 1 1/2 a., 11/9; 0-9-15 v. 3 a., 0-3.5-9-17 v. 4 a., 18/9; 0-9-15 v. 5 a., 19/9; 0-9-15 v. 6 a., 23/9.

ELIMINATOR TRANSFORMERS
 Primaries 200-250 v. 50 c/s. 120 v. 40 mA. 7/11
 130 v. 50 mA., 6.3 v. 3 a. . . 14/9
 120 v. 40 mA., 5-0-5 v. 1 a. . . 14/9
 90 v. 15 mA., 6-0-6 v., 250 mA. . . 9/11

OUTPUT TRANSFORMERS
 Midget Battery Pentode 66:1 for 3S4, etc. . . 3/6
 Small Pentode, 5,000Ω to 3Ω . . . 3/9
 Standard Pentode, 5,000Ω to 3Ω . . . 4/9
 Standard Pentode, 8,000 to 3Ω . . . 4/9
 Battery Pentode, 10,000 ohms to 3 ohms . . . 4/9
 Multi-ratio 40 mA. 30:1, 45:1, 60:1, 90:1, Class B Push-Pull
 Push-Pull 8 Watts 6V6 to 3 ohms . . . 5/6
 Push-Pull 10-12 Watts 6V6 to 3Ω to 15Ω, sectionally wound . . . 8/9
 Push-Pull 10-12 Watts to match 6V6 to 3-5-8 or 15Ω . . . 16/9
 Push-Pull 15-18 Watt, sectionally wound, 6L6, KT66, etc., to 3 or 15 ohms . . . 16/9
 Push-Pull 20 Watt, high-quality sectionally wound, 6L6, KT66, etc., to 3 or 15Ω . . . 21/9
 Push-Pull 20 Watt, high-quality sectionally wound, 6L6, KT66, etc., to 3 or 15Ω . . . 47/9

SMOOTHING CHOKES
 250 mA., 5 H., 100 ohms . . . 11/9
 150 mA., 7-10 H., 250 ohms . . . 11/9
 100 mA., 10 H., 150 ohms potted . . . 9/9
 100 mA., 10 H., 200 ohms . . . 8/9
 80 mA., 10 H., 350 ohms . . . 5/6
 60 mA., 10 H., 400 ohms . . . 4/11

EX GOV. MAINS TRANSFORMERS

All 230 v. 50 c/s. input.
 8.8 v. 4 a. 9/9 48 v. 1 a. . . 9/9
 978 v. 200 mA. 7/9 24 v. 1 a. . . 7/9
 750 v. 4 times (high ins.) . . . 19/9
 6.3 v. 10 a. . . 16/9
 120-0-120 v. 40 mA. . . 5/9
 300-0-300 v. 150 mA. 4 v. 3 a. . . 9/11
 250-0-250 v. 60 mA. 6.3 v. 2 a., 5 v. 2 a. Potted . . . 11/9

Carriage on following types 5/- extra.
 0-11-22 v. 30 a. . . 72/6
 0-16-18-20 v. 35 a. . . 79/6
 7.7 v. C.T. 7 amps., 4 times . . . 25/9
 460 v. 200 mA., 6.3 v. 5 a. . . 27/9
 400 v. C.T. 150 mA. 4 v. 5 a., 6.3 v. 6 a., 6.3 v. 0-6 a., 4 v. 6 a., 4 v. 6 a., 4 v. 3 a., 4 v. 3 a., 5 v. 2 a. . . 22/9
 325-0-325 v. 150 mA., 6.3 v. 4-6 a., 5 v. 2-3 a. . . 27/9

EX GOV. AUTO TRANSFORMERS

15-10-5-0-195-215-235 v. 500 Watts . . . 27/9
 Double wound 0-10-0-200-240 v. to 10-0-275-295-315 v. Series connection will make suitable for 110 v. to 230-250 v. or reverse. 1,000 watts . . . 59/6
 Double wound 0-110-240 v. to 0-130-140-150-160-170 v. 1,500 watts . . . 69/6
 Carriage on any of above 5/- extra.

EX GOV. SMOOTHING CHOKES

250 mA., 10 H., 50 ohms . . . 14/9
 250 mA., 3 H., 50 ohms . . . 8/9
 150 mA., 10 H., 50 ohms . . . 10/11
 150 mA., 10 H., 150 ohms, Tropicalised . . . 6/9
 100 mA., 10 H., 200 ohms, Tropicalised . . . 3/11
 50 mA., 50 H., 1,000 ohms . . . 9/9
 90/100 mA., 10 H., 100 ohms, Potted . . . 8/9
 L.T. type 1 amp., 2 ohms . . . 2/9

SPECIAL OFFERS

Filament Transformers. Primaries 230-250 v. 50 c/s. 2 v. 2 a. 4/9, 4 v. 2 a. 4/9, 6.3 v. 1 a. 4/9

CHASSIS
 18 s.w.g. undrilled aluminium amplifier type (4-sided).
 14in. x 10in. x 3in. 7/11
 16in. x 10in. x 3in. 8/3
 18 s.w.g. aluminium receiver type.
 6in. x 3in. x 1in. 1/11
 7in. x 4in. x 2in. 2/9
 10in. x 5in. x 2in. 3/3
 11in. x 6in. x 2in. 3/11
 16 s.w.g. aluminium receiver type.
 12in. x 8in. x 2 1/2in. 5/3
 16in. x 8in. x 2 1/2in. 7/6
 20in. x 8in. x 2 1/2in. 8/11
 16 s.w.g. aluminium amplifier type, 4-sided.
 12in. x 8in. x 2in. 7/11
 16in. x 8in. x 2in. 10/11
 20in. x 8in. x 2in. 13/6
 14in. x 10in. x 3in. 13/6

THE SKY FOUR T.R.F. RECEIVER



A design of a 3-valve 200-250 v. A.C. Mains receiver with selenium rectifier. For inclusion in either of cabinets illustrated above. It employs valves 6K7, SP61, 6P6G, and is specially designed for simplicity in wiring. Sensitivity and quality is well up to standard. Point-to-point wiring diagrams, instructions and parts list, 1/9. This receiver can be built for a maximum of 4d/19/6 including cabinet. Available in brown or cream bakelite, or veneered walnut.

P.M. SPEAKERS. All 2-3 ohms. 6in. R.A. 15/9. 6in. Plessey with 5,000 ohm output transformer, 16/11. 8in. Rola Heavy Magnet, 19/9.

R.S.C. BATTERY CHARGER KITS. For mains input 200-250 v. 50 c/s. To charge 6 v. accumulator at 2 amps., 25/9.
 To charge 6 v. or 12 v. battery at 2 a., 31/6.
 To charge 6 v. or 12 v. battery at 4 a., 49/9.

ABOVE KITS CONSIST OF GREEN CRACKLE LOUVERED STEEL CASE, MAINS TRANSFORMER, FULL WAVE METAL RECTIFIER, FUSES, FUSE-HOLDERS AND CIRCUIT. Any type assembled and tested for 6/9 extra.

R.S.C. 6 v. or 12 v. BATTERY CHARGER
 For normal A.C. mains input 200-230-250 v. 50 c/s. Selector panel for 6 v. or 12 v. charging. Variable charge rate of up to 4 AMPS. Fused, and with ammeter. Well ventilated metal case with attractive crackle finish. Guaranteed for 12 months, 69/6. Carriage 2/6.



BATTERY CHARGER KIT. Consisting F.W. Bridge Rectifier 6/12 v. 5 a. Mains Trans. 200-250 v. input, 10-9-15 v. 6 a. output and variable charge rate. Rheostat with knob 45/9.

R.S.C. HIGH FIDELITY 25 watt AMPLIFIER A4

A NEW DESIGN FOR 1955
HIGH GAIN "PUSH PULL OUTPUT". BUILT-IN PRE-AMP. TONE CONTROL STAGES. INCLUDES 7 valves, sectionally wound output transformer, block paper reservoir condenser, and reliable small components. AN INPUT OF ONLY 20 millivolts IS REQUIRED FOR FULL OUTPUT. THIS MEANS THAT ANY TYPE OF MICROPHONE OR PICK-UP IS SUITABLE. Two separate inputs controlled by separate volume controls allow simultaneous use of "Mike" and Gram., or Tape and Radio, etc., etc. Individual controls for Bass and Treble "lift" and "cut". Six negative feedback



loops giving total 30-200,000 c/s.

HIGH SENSITIVITY, HIGHEST QUALITY for 9 GNS.
 Or assembled ready for use 50/- extra.

H.P. Terms on assembled units. Deposit 26/- and 12 monthly payments of £1. Plus carr. 10/-.

Terms to include cover, microphones, speakers, etc., on request. Cover as illustrated if required, price 17/6 extra.

COLLARO HIGH FIDELITY 3-SPEED MIXER AUTO-CHANGERS, TYPE RC/54. Latest model fitted with Studio "O" Turnover Pick-up Head. Very limited number. Brand New. Guaranteed. Only 10 gns. carriage 7/6.

COLLARO HIGH FIDELITY MAGNETIC PICK-UPS. High Impedance type. Limited number. Brand new, boxed at fraction of normal price. Only 35/-.

A PUSH PULL 3-4 WATT HIGH GAIN ASSEMBLED AMPLIFIER FOR £3/19/6.

For mains input 200-250 v. 50 c/s. Amplifier can be used with any type of feeder unit or pick-up. This is not A.C. D.C. with "live" chassis but A.C. only with 400-0-400 v. Trans. Output is for 2-3 ohm speaker. Supplied ready for use. £3/19/6. Full descriptive leaflet 6d.

H.M.V. LONG PLAYING RECORD TURNTABLE COMPLETE WITH CRYSTAL PICK-UP (SAPPHIRE STYLUS). Speed 33 1/3 r.p.m. BRAND NEW, CARTONED. Only £3/19/6 (approx. half price). Carr. 5/- (for 200-250 v. A.C. Mains).

R.S.C. A7 3-4 WATT QUALITY AMPLIFIER
 A highly sensitive 4-valve amplifier using negative feedback and having an excellent frequency response. Pre-amplifier and Tune Control stages are incorporated with separate Bass and Treble controls giving full tone compensation for Long Playing records. Suitable for any kind of pick-up including latest high fidelity types. H.T. of 250 v. 20 mA. and L.T. 6.3 v. 1a. available for supply of Radio Feeder Unit, etc. ONLY 40 millivolts input required for full output. Fully isolated chassis with baseplate. For A.C. mains 200-250 v. 50 c/s. Output for 2-3 ohm speaker. Complete kit of parts with point-to-point wiring diagrams and instructions. Only £3/15/-.

R.S.C. 4-5 WATT HIGH GAIN AMPLIFIER TYPE A5

A highly sensitive 4-valve quality amplifier for the home, small club, etc. Only 50 millivolts input is required for full output so that it is suitable for use with the latest high-fidelity pick-up heads, in addition to all other types of pick-ups and practically all mikes. Separate Bass and Treble controls are provided. These give full long playing record equalisation. Hum level is negligible being 71 D.B. down. 15 D.B. of negative feedback is used. H.T. of 300 v. 25 mA. and L.T. of 6.3 v. 1.5 a. is available for the supply of a Radio Feeder Unit, or Tape Deck pre-amplifier. For A.C. mains input of 200-250 v. 50 c/s. Output for 2-3 ohm speaker. Chassis is not alive. Kit is complete in every detail and includes fully punched chassis (with baseplate), with green crackle finish, and point-to-point wiring diagrams and instructions. Exceptional value at only £4/15/-, or assembled ready for use 25/- extra, plus 3/6 carriage.

MICROPHONES. High fidelity crystal types. Acos 33-1 hand or desk type 50/-, Piezzo with heavy floor base and telescopic stem £6/19/6.

GOLDRING MAGNETIC PICK-UPS. Due to a fortunate purchase we can offer these popular high impedance pick-ups. Brand new, boxed, at only 23/9



COLLARO 3-SPEED AUTO-CHANGERS. New guaranteed units. Fitted "Plug In" crystal pick-up heads for standard or long playing records. Very limited number available at approx. half price. For A.C. mains 200-250 v. 50 c/s. Only £7/19/6. Carr. 7/6

DEFIANT RECORD PLAYING TURNTABLE COMPLETE WITH MAGNETIC PICK-UP. Pick-up is high impedance type. Unit is housed in a beautiful walnut veneered cabinet of attractive design. For all standard records (78 r.p.m.). Limited number. Brand new, cartoned, £5/19/6. Carr. 7/6.

ACOS HIGH FIDELITY CRYSTAL MICROPHONES. Type 22-2. Complete with table stand. Normal price 4 gns. Limited stocks, brand new, boxed £2/19/6.

R.S.C. MASTER INTERCOMM. UNIT, with provision for up to 4 "Listen-Talk Back Units" individually switched. A high gain amplifier enables speech and other sounds emanating from the rooms containing remote control units to be heard at the master control. Supplied with walnut veneered wood or brown bakelite cabinet. Mains input is 200-250 v. 50 c/s. H.T. line 300 v. CHASSIS IS NOT "ALIVE." Ideal for use as "Baby Alarm." Sound amplification 4 watts. Price only 7 gns., carr. 5/-. "Listen-Talk Back Unit" in bakelite or walnut veneered cabinet can be supplied at 35/- each.



ALL DRY RECEIVER BATTERY ELIMINATOR KIT

All parts for an "All Dry" Battery Eliminator, complete with case. Completely replaces 1.4 v. and 90 v. batteries where normal mains supply of 200-250 v. 50 c/s. is available. Price with circuit, 38/9 Or ready for use, 45/6

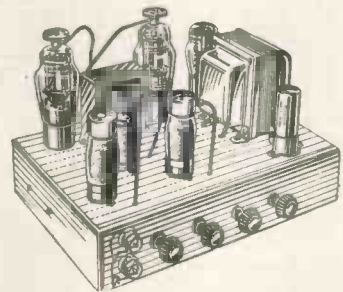
Size of unit 5 1/2 x 4 1/2 x 2 1/2 in. Suitable for receivers with L.T. loads of 125 mA. to 250 mA., thereby covering latest low consumption types.

BATTERY SET CONVERTER KIT. All parts for converting any type of battery receiver to all mains. A.C. 200-250 v. 50 c/s. Kit will supply fully smoothed H.T. of 120 v., 90 v. or 60 v. at up to 40 mA., and fully smoothed L.T. of 2 v. at 0.4 a. to 1 a. Price complete with circuit and instructions only 48/9. Supplied ready for use for 8/9 extra

Hum level 66 D.B. down. Certified total harmonic distortion of only 0.35% measured at 10 watts. Comparable with the very best designs. **SUITABLE FOR SMALL HOMES OR LARGE HALLS, CLUBS, GARDEN PARTIES, DANCE HALLS, etc., etc. FOR ELECTRONIC ORGAN OR GUITAR.** For STANDARD OR LONG PLAYING RECORDS. Size 12 x 10 x 9 in. For mains A.C. 200-250 v. 50 c/s. Power consumption 175 watts. Outputs for 3 and 15 ohm speakers. The kit is complete in every detail. Chassis is fully punched. Easy to follow point-to-point wiring diagrams are supplied. EXTRA

R.S.C. A3 10 WATT "PUSH-PULL" HIGH FIDELITY AMPLIFIER

With Self-Contained Pre-amplifier and Tone Control



Large safety factors in every component A.C. and H.T. fuses, punched chassis with baseplate, screened input plugs, 6 valves, and with easy-to-follow point-to-point wiring diagrams. Everything supplied to last out. Two independent inputs are provided with two associated independent volume controls so that programmes can be mixed together if desired, such as microphone announcements superimposed on a musical programme, or two independently controlled microphones, or even just gramophone/radio, fading over from one to the other. Variable bass lift and cut with variable treble lift and cut tone controls are fitted, giving full long playing record equalisation for uncorrected pick-ups. They are also provided so that the user can alter the tonal value to suit his personal taste and surroundings. Terminals are provided for 3 ohm and 15 ohm loudspeakers. H.T. and L.T. available for the supply of a Radio Feeder Unit.

Six Negative Feedback Loops. 130 millivolts input only required for full output. Frequency response 50-20,000 cycles. Negligible hum and distortion. For A.C. mains input 200/230/250 v. 50 c/s.

COMPLETE Kit of Parts 7 GNS, (carriage 7/6).

Supplied, assembled and tested for 45/- extra. Cover as for A4 amplifier 17/6 extra if required. H.P. TERMS on assembled units. Deposit 23/6 and 9 monthly payments 21/-.

FOUR-STAGE RADIO FEEDER UNIT

Design of a HIGH FIDELITY L. and M. wave T.R.F. Unit with self-contained heater supply and thorough H.T. decoupling. Only 250-400 v. 15-20 mA. H.T. required from main amplifier. Three valves and Low Distortion Germanium Diode Detector. Flat topped response characteristic. Loaded H.F. coils. Two variable Mu controlled I.F. stages, 3 gang condenser tuning. Cathode follower output stage. Switch position for Gram. and Gram. input and output sockets. Performance comparable with the best in Feeder Units. For A.C. mains 200-230-250 v. operation. Size 11-6-7 1/2 in. Illustration, full set of easy-to-follow wiring diagrams and instructions and individually priced parts list 2/6. This unit can be built for only £3/15/-, including Dial and Drive Knobs and every item required.

W.B. "STENTORIAN" HIGH FIDELITY P.M. SPEAKERS. HF1012, 10 watts, 15 ohm (or 3 ohm) speech coil. Where a really good quality speaker at a low price is required we highly recommend this with an amazing performance, £4/2/9.

Radio Supply Co. (LEEDS) LTD.

32 THE CALLS. — LEEDS, 2.

Terms C.W.O. or C.O.D. No C.O.D. under £1. Postage 1/- extra under 10/-, 1/6 extra under £2, 2/6 extra under £3. Full Price List 6d. Trade List 5d. Open to Callers: 9 a.m. to 5.30 p.m. Saturday until 1 p.m.

GLYNE RADIO LTD.

18, TOTTENHAM COURT ROAD, LONDON, W.1.

MUSEum 5929/0095.

(50 yards only from Tottenham Court Road Tube)

All post orders please to:— 24-26, HAMPSTEAD ROAD, LONDON, N.W.1.

EUSton 5533/4/5.

B.S.R. MONARCH. The very latest cream 3-speed mixer Auto-changer. Complete with turn-over crystal pick-up. Complete in original manufacturer's cartons, fully guaranteed. Price only £7/19/6. Buy now in quantity at this price strictly limited.

TABLEGRAM CABINETS. Manufacturer's Surplus! Handsome dark walnut finish. Size 16½in. x 13½in. x 11½in. high. Motor-board already cut for latest type B.S.R. Monarch Auto-changer. Provision at side for amplifier controls. Price 79/6, plus 5/- P. & P. Baffle fitted for 7in. x 4in. Elliptical speaker for which we can supply latest ROLA at 2/6.

RECORD PLAYER CABINETS. Specially made to house any type of single record unit. Finished in dove-grey leatherette. Baseboard measures 14½in. x 12½in. Clearance above and below board 3in. 45/6 plus 3/- P. & P. We can also supply equally attractive dove-grey cabinet to house any standard auto-changer at 69/6 plus 3/- P. & P. We carry a large selection of cabinets for all purposes. A stamp will bring illustrated cabinet leaflets.

No. 17 Mk. II TRANSMITTER/RECEIVER. Built into a strong wooden cabinet 15in. x 14in. x 9in. Complete with headphones and microphone. Range 5-8 miles with simple aerial. 44-61 mcs. (5-7 metres). Uses standard 120 v. H.T. and v. L.T. batteries. Illustrated instruction book supplied with each unit. 50/- each plus 7/6 post and packing.

U.S.A. PACKARD-BELL PRE-AMPLIFIER. Incorporating valves. 6SU7GT, 28D7GT, relay-plugs, sockets, condensers, etc. Brand new, with instruction booklet, 12/6 only.

MAINS TRANSFORMER BARGAINS! Limited quantities. Manufacturers' Surplus 350-0-350, 80 mA., 6.3 v. 3 A., 5 v. 2 A. Half shielded, drop-through, 14/6 only, plus 1/6 P. & P.

110/210/240 v. Input. 350-0-350, 120 mA., 6.3 v. 6 A., 6.3 v. 1.5 A., 5 v. 3 A., tropicalised drop-through type, 21/- only, plus 2/6 P. & P. 110/120/240 v. Input. 250-0-250 120 mA. 6.3 v. 4 A., 5 v. 2 A. Upright mounting, 21/- plus 2/- P. & P. 230 v. Input, 300-0-300 80 mA., 6.3 v. 3 A., 4 v. 2 A. Tropicalised drop-through type, 9/6 only, plus 1/6 P. & P. Input 110/230 v. Auto load 230 v. 750 mA. 350-0-350 130 mA. Tapped filament winding 6 v. 3 A., 15 v. 3 A., 21.5 v. 6 A., also 5 v. 2 A. Tropicalised drop-through type, 21/- plus 2/6 P. & P. 0-270, 100 mA., 3 v. 3 A., 5 v. 2 A., 200/250 v. Input universal mounting 16/6, plus 1/6 P. & P.

L.T. TRANSFORMER — ADMIRALTY. Heavy duty type 180 230 v. input, 4.2 v. plus 4.2 v. at 10 amp. 25/- only, plus 1/6 P. & P. Also manufacturers' surplus, input 180/200/220/250 v. Output 6 v. 2 a. and 6 v. 6a., 15/- only, plus 1/6 P. & P.

TELESCOPIC AERIAL MAST. Extensible R.A.F. dinky transmitter mast. Total length when extended, 17ft. Collapses into two sections each approx. 24in. Complete with dies and lashings, lightweight duralumin construction, dia. at thickest point, 1½in. approx., tapering to ¼in. New condition, 32/6, plus 2/- post and packing.

EX-W.D. CATHODE RAY TUBES. Guaranteed full picture. VCR97 at 40/-, VCR517C at 35/-. Also VCR139A—ideal for oscilloscope. 24in. screen at 35/-. We also have VCR97 with slight cut-off very suitable for oscilloscope, testing purposes, etc., at 15/- only. All these tubes are brand new, in original packing, and tested before despatch. Please add 2/6 packing and carriage for any of the above tubes.

TRANSISTORS. Mullard Type OCF71 available from stock, 40/- post free.

AMERICAN INDICATOR UNIT TYPE BC929A. Brand new incorporating 3in. tube 3BT, with mu-metal shield 2-6SN7GT, 6XSG, 2X2, 6G6G, 9 potentiometers 24 v. aerial switch motor, transformer and a host of small components. The whole unit which measures only 8½in. x 8½in. x 13½in. is brand new, and in black crackle box, and can be supplied at 65/-, plus 5/- P. & P.

F.M. !! (Frequency Modulation)

We are pleased to announce our complete kit for the "Denco" F.M. Feeder Unit. This unit provides an A.F. output suitable for feeding into the audio section of a standard broadcast receiver where triode/pentode output are available. Within an average of 30 miles from a V.H.F. transmitter one I.F. stage should be adequate, but our complete kit supplied includes all components and valves for an extra I.F. stage if necessary, or if the unit is used at greater distances. Full constructional details, theoretical circuit and point-to-point wiring diagram can be supplied for 1/6 post free, or the complete kit right down to the last nut and bolt at only £6/7/6, plus 2/6 packing and postage. This unit can be supplied, if desired, ready assembled, aligned and tested, at £8/10/-, plus 2/6 packing and postage. If required we shall be pleased to align this unit for constructors not possessing the necessary equipment for a charge of 7/6. N.B.—Valve line-up is 6AM6, 12A8B, 2-6BA6 and 6AL5. Chassis measures only 6½ x 5½ x 1½in. Demonstrations at 18 Tottenham Court Road !!



The Jason F.M. Tuner Kit!



This kit has been based on the booklet by Data Publications, price 2/- post free. With each booklet is enclosed our individually priced parts list. The construction and alignment of this tuner are no more difficult than a normal medium wave tuner. It is highly sensitive and free from drift. Incorporates 4 valves type 6AM6 and 2 specially graded G.E.C. Crystals. The kit supplied includes drilled chassis with tuning condenser, scale calibrated in megacycles, and attractive bronze stove enamelled front plate already mounted (as illustrated) front plate size 8in. x 4in. chassis size 7in. x 4½in. x 1½in. N.B. The standard model is at present operating satisfactorily up to 80 miles from Wrotham. Our price for the complete standard kit is £6/15/- only 1 Plus 2/6 p. & p. Fringe area model including extra valve, coil, etc. (results could be expected up to 150 miles from Wrotham!), is £7/15/-, plus 2/6 p. & p. The Standard Model Tuner can be supplied ready built, aligned, tested and manufactured by the Jason Motor and Electronic Company at a price of £15/17/-, purchase tax paid.

N.B.—THESE TUNERS ARE BEING DEMONSTRATED AT 18 TOTTENHAM COURT ROAD.

F.M. AERIALS. Indoor two-element type by Lumex. Brand new 11/6 each only, plus 2/- postage and packing. Other types available.

F.M. POWER PACK KIT.—We can now supply complete kit for power pack suitable for either of the above F.M. tuners or any other similar type. Price for the complete kit is 42/- only, or 52/6 for ready assembled unit. This pack is extremely small incorporating valve rectifier type 6X4 and built on chassis size only 6in. x 4in. x 1½in. Optional extra for power pack, Bulgis Octal Plug 2/3.

METERS

F.S.D.	Size	Type	Fitting	Price
50 microamp	D.C. 2½in.	M.C.	R.P.	50/-
50 microamp	D.C. 2½in.	M.C.	F.R.	65/-
100 microamp	D.C. 2½in.	M.C.	F.R.	45/-
500 microamp	D.C. 2in.	M.C.	F.R.	18/6
1 mA.	D.C. 2in.	M.C.	F. Sq.	17/6
1 mA.	D.C. 2½in.	M.C.	F. Sq.	22/6
1 mA.	D.C. 2½in.	M.C.	F.R.	27/6
1 mA.	D.C. 2½in.	M.C.	Desk Type	30/-
5 mA.	D.C. 2in.	M.C.	F. Sq.	7/6
50 mA.	D.C. 2in.	M.C.	F. Sq.	7/6
150 mA.	D.C. 2in.	M.C.	F. Sq.	7/6
200 mA.	D.C. 2½in.	M.C.	R.P.	10/-
.5 amp.	R.F. 2in.	Thermo	F. Sq.	6/6
1 amp.	R.F. 2½in.	M.C.	F.R.	10/-
20-0-20 amp.	D.C. 2in.	M.C.	F. Sq.	7/6
150 amp.	A.C. 4in.	M.L.	F.R.	45/-
1 amp.	R.F. 2½in.	Thermo	R.P.	7/6
3 amp.	R.F. 2in.	Thermo	F. Sq.	6/-
5 amp.	D.C. 2in.	M.C.	F. Sq.	13/6
6 amp.	R.F. 2½in.	M.C.	Thermo F.R.	7/6
20 amp.	D.C. 2in.	M.C.	R.P. (with shunt)	10/6
25 amp.	A.C. 4in.	M.L.	F.R.	6/6
30 amp.	D.C. 2½in.	M.L.	F.R.	7/6
15 volt.	A.C. 2½in.	M.L.	F.R.	10/-
20 volt. (5 mA.)	D.C. 2in.	M.C.	F. Sq.	7/6
15-0-15 volt	D.C. 2½in.	M.C.	F.R.	17/6
300 volt	A.C. 2½in.	M.C.	F.R.	35/-

R.P. = Round Projection, M.C. = Moving Coil, Thermo = Thermo-coupled, F. Sq. = Flush Square, F.R. = Flush Round, M.L. = Moving Iron.

METER RECTIFIERS. 1 mA. by G.E.C., at 8/6, also 5 mA. by G.E.C. at 8/6.

HIRE PURCHASE

We are pleased to announce advantageous hire purchase facilities on any single item over £5. Ask for details, mentioning what you are interested in. We regret we cannot extend this facility to kits.

R1155A RECEIVERS guaranteed serviceable in original packing cases, £7/19/6 fully assembled Power Pack and output stage, to plug straight into R1155 for A.C. 200V volts at 79/6. We have a few brand new R1155A at £11/9/6, also in original packing cases.—Deduct 10/- if purchasing either receiver, weather-worn power pack. Plus 10/- packing and carriage.

R1124 RECEIVER UNIT. Coverage 30-40 Mc/s. Including 6 valves—3 type 9D2, 1 each 8D2, 15D2 and 4D1—6 valve screening cans, 24 ceramic trimmers, 6 ceramic valve holders, resistors, condensers, I.F.T.'s, coils, etc. In very good condition. A bargain at 16/6 each only, plus 3/6 packing and postage.

RECEIVER TYPE 25/73. (The receiver section of TR1196). Supplied complete with full data for conversion to 3-wave-superhet receiver. Unit is complete with 6 valves 2-EE39, 2-EE36, FK32 and EBC33, also standard I.F.T.'s 465 Kc/s. Price 27/6 plus 2/6 P. & P.

TR1196 TRANSMITTER PORTION. We can also supply the transmitter portion of the above receiver incorporating valves, EL32, EF50, CV501. Type 600 relay transformer, coils, switches, etc. Limited quantity at 12/6 only, plus 2/6 P. & P.

CRYSTAL MIKE INSERTS. Brand new by Cosmocord. Price 7/6 each only. Post free.

22 SET POWER UNITS No. 4MK1 ZAI0478.—Complete with 4 metal rectifiers each 250 v. 60 mA. 2-12 v. 3/6. 2 Mallory Vibrators, transformers, condensers, resistors, signal 1 amp. indicator, etc., etc. in good condition. Complete in metal box size 10½in. x 6in. x 8in. Weight 19lb. 27/6, plus 5/- P. & P.

L.T. RECTIFIERS. A newly manufactured range, output 12 months 6 or 12 v. 1 A. F.W. bridge type. 7/6 6 or 12 v. 1.5 A. F.W. bridge type. 9/6 6 or 12 v. 2 A. F.W. bridge type. 11/3 6 or 12 v. 2.5 A. ... 12/6 6 or 12 v. 4 A. F.W. bridge type. ... 15/-

CHARGER TRANSFORMERS. Input 230 v. 6/12 v. 1 a. ... 9/6 2/6/12 v. 4 a. ... 14/6 2/6/12 v. 4 a. ... 17/6

METER SPECIAL! We have a limited quantity of aircraft electrical thermometers. Brand new, by Weston. 2in. moving coil meter, flush square fitting. These meters have a luminous scale graduated 40-140 degrees centigrade, but the full-scale deflection is approximately 150 microamps. 1 Price 12/6 each only, plus 1/- P. & P.

VIBRATOR PACK. Brand new, by Mallory, 12 volt input, 150 v. 40 mA. output. Complete with synchronous vibrator, 27/6.

DECCA LIGHTWEIGHT PICKUPS. Complete with either standard or L.P. Crystal Cartridge insets. Complete with Rest and Tracking instructions, 32/6 plus 1/6 P. & P. Also their very latest type. Complete with turn-over head, 47/6 only 1 plus 1/6 P. & P.

6-VOLT VIBRATOR PACK. Ex-W.D. 6-volt input, output 140 v. 30 mA. Fully smoothed and rectified, incorporating Wearite 6 volt 4 pin vibrator type NSB6. Unit size only 6½in. x 5in. x 2½in. Price 15/- plus 1/6 P. & P. New condition.

R.F. UNITS. All new condition and complete. Case size 9½in. x 7½in. x 5in. Type 24, 20-30 Mc/s. 15/-, Switched Tuning. Type 25, 40-50 Mc/s. 19/6. Switched Tuning. Type 27, 65-85 Mc/s. 45/-. Variable Tuning. Type 26, 50-60 Mc/s. Variable Tuning 35/-. We have a limited supply of RF27 new condition and complete, but tuning dial damaged. Price only 30/- each. ALL these units Post Free!

I.F. TRANSFORMERS SPECIAL OFFER! All iron-cored 465 Kc/s. By Invetta—Cylindrical 2½in. x 1½in. diam., 8/6 pr. Also our own special ultra midset size 1½in. x 13/16in. x 13/16in. Only 9/9 pr. By Wearite, Type 24 and 502 12/6 pr. M890 12/6 pair.

COIL PACKS. Manufacturers' Surplus. Miniature size, only 2½in. x 2½in. x 1½in. deep. Iron-cored. For L.M. and S.W. with gram. position. Switch has 2-inch spindle. Absolutely brand new, complete with circuit. Price only 25/-, plus 1/6 P. & P. A snip!


HEADPHONES. Brand new, ex-Govt., by S. G. Brown. Type CLR. Low resistance. 7/6 per pair. Type CHR high resistance, 12/6 per pair.

No. 38 TRANSMITTER/RECEIVER WALKIE-TALKIE. Range approx. 5 miles. Coverage 7.4-9 Mc/s. Set only complete with valves at 30/-, in very good condition.

LASKY'S RADIO

SAVE POUNDS! ORDER BY POST IF YOU CANNOT CALL

EVERYTHING FOR THE HI-FI ENTHUSIAST!



DENCO F.M. FEEDER UNIT

All components and valves in stock. Uses 6AM6, 12AH8, EB91, and two 6BA6.
COMPLETE PARCEL £67/6
 Post extra. DATA BOOK, 1/6 post free. All components available separately.

DENCO F.M. COMPONENTS

Coils, each 3/11 I.F.s., each 7/-
 Ratio Discriminator, 12/6
 Chassis and Screens, 7/6
 Dial and Drive, 9/-
 Valves, complete set of five, 42/6. Post 1/-

THE JASON F.M. TUNER

Special Parcel containing Data Book, chassis, front end, dial, drive, tuning condenser, full set of coils, I.F.s, ratio detector, etc. 68/9 Post 2/6.

Book only, including our fully itemised price list, 2/- post free.

The above Tuner uses 4 6AM6 and 2 crystals. The complete Tuner unit can be built for £6. 15. 0 plus 2/6 post.

We can also supply the above Unit built by the Jason Co., aligned and tested for £15. 17. 0. including P. Tax.

VALRADIO BAND III TUNERS. Full range in stock. Price £6.

CERAMIC CONDENSERS for F.M. All values, 1/- each, 10/6 per doz. Post extra.

HI-FI SPEAKERS

The fullest range of W/B, Stentorian, Wharfedale, G.E.C., Goodmans, Baker, etc., all sizes, 3-15 ohms. We have the one to suit your purpose and pocket.

The W/B type HF1012 has increased in price to £4. 17. 6. We can still supply this well-known popular Speaker at the former price of 77/6.

Post 3/6. Buy now and save 20/- while stocks last.

HI-FI AMPLIFIERS

A very large and comprehensive range.

Examples:—

- LEAK, Point One. £28/7/0
- R.D. Junior. £26
- R.D. Minor. £12/17/6
- UNITELEX. 8½ and 9½ gns.

Hi-Fi at a price you can afford



"TWEETERS" Electrostatic H.F. Speakers

for use with amplifiers or sets. Supplied with full data and circuit diagrams.

LSH75. (As left illus.) 7-18 kc/s, 20 dbs, inherent cap. 800 p.f. Polarising voltage 300v D.C., maximum A.C. voltage 60v. For outputs up to 6 watts. Size 3 x 3 x ¼ in. 12/6

LSH100 (As right illus.) As above, inherent cap. 1100 p.f. For outputs up to 20 watts. Size 5 x 4 x ¼ in. 21/- Post Free.


12 CHANNEL T.V. TUNER

Famous make. Covers Bands I & III. Complete with valves EF80 and ECC81. Ceramic valveholders, finest quality components, precision made. Switch and fine tuning. I.F. output 20-25 & 40-50 Mc/s. Freq. coverage 50-87 Mc/s & 175-215 Mc/s. Supplied with full details and circuit diagram.

LASKY'S PRICE

89/6

Post 3/6. Knobs, 2/9 extra



GORLER LATEST DESIGN CONTINENTAL F.M. COMPONENTS

UT.340 (as illustrated). A self-contained V.H.F. front end Unit incorporating a grounded grid amplifier, mixer oscillator (ECC85) and first I.F. amplifier. Completely wired and tested, 59/9. (Valve extra).

UT.341. As above but with baseplate and 2-gang condenser incorporating 1.3 reduction drive. Supplied pre-aligned 95/5.

TA.350. 6-button Coil Pack for long, med. and short waves, gram and off, together with a F.M. position which incorporates switching for change over from A.M. to F.M. Designed for use with UT.340 or UT.341. 85/-.

Ratio Discriminator Coils, URF, 10/- each.


10.7 mc/s. I.F. Trans., UF376, 7/- each.

SET OF 3 COMBINED I.F. TRANS., for A.M. and F.M. 456/470 Kc/s. A.M.; 10.7 Mc/s. F.M. Variable selectivity on A.M., ratio discriminator on F.M. The set of 3 (KF360, KRF362, KSF361), 42/-.

As above but for 2 stages of I.F. amplification. No variable selectivity on A.M. Types KF363 and KRF364, the pair, 26/3.

"WIRELESS WORLD" F. M. Feeder (Amos & Johnson) Reprint. 2/- post free.

THE "UNIVERTER" A new book just published, giving full details of how to build your own Band III Converter for any TV receiver, home constructed or factory made. All components and valves in stock, prices on request. Also available as a complete unit. Uses two 6AM6, one 12AT7, one 6X4. Contains its own power supplies. THE BOOK, containing full circuit diagram, wiring instructions and component lists. 3/6 post free. Can be supplied complete in Cabinet for £9/9/- post free



B.S.R. MONARCH 3-SPD. AUTO CHANGERS

LATEST 1955 MODEL, NEW & UNUSED

Takes 10 records of all sizes (mixed) in one loading. HGP.37 crystal turnover-pick up. Handsome cream finish. Finished complete in maker's carton.


LASKY'S PRICE **£7/19/6**
 Post 3/6

SPECIAL COMBINED OFFER.

The above 3-speed Auto-Changer and the 6-valve Radiogram Chassis supplied together for **£18/19/6** Carr. free

CABINET NOW AVAILABLE.

An attractive contemporary design Cabinet, oak veneer, to take the above Auto-changer and Radiogram Chassis can now be supplied. **£8/15/-** Carr. 17/6



6-VALVE RADIOGRAM CHASSIS COMPLETE WITH VALVES

Famous Manufacturer's Surplus. 6 valve 3-wave Superhet, 13-50 m. short, 200-550 m. medium, 1,000-2,000 m. long. Brand new Mullard valves: ECH42, EF41, L63, EB41, 6V6 g.t., EZ40, and finest quality components. Gram. switch, 465 Kc/s I.F., tone control, 3-colour dial. Overall size: 13½ x 5, height 12½. Aperture required for dial and controls 11 x 3½ in. Complete with valves, output trans., knobs etc.


LASKY'S PRICE **£10/19/6**
 Carr. & Pkg. 7/6 extra

YOU CAN BUILD A COMPLETE RADIO-GRAM FOR £28. 15. 0. by taking advantage of the above Special Offers, together with the offer of a suitable Cabinet.

MORE MONEY-SAVING LASKY BARGAINS ON NEXT PAGE

RADIO · TELEVISION · HI-FI · ELECTRONICS · RECORDERS

THE CYLDON TURRET "TELETUNER"



OFFERED FOR THE FIRST TIME
Previously supplied to Set manufacturers only.
This 12 channel Tuner consists of a turret having 12 clip-in aerial and mixer coil strips. When the turret is rotated the appropriate strip locates on a contact panel providing the necessary connections to the valves and circuit.

This type of tuner construction enables you to clip in pre-aligned coils for the reception of any station not already provided for in Bands I, II & III, at the same time affording for maximum gain, high stability and minimum noise, which are essential in a modern tuner.

99/6

Post 2/6
Knob, 3/6 extra

Valves used: PCC84 R.F. double triode, cascade R.F. amplifier, PCF80. Triode pentode f.c. and mixer. Will work with most sets. Full instructions and circuit diagram supplied free.

TELETRON BAND III CONVERTER COIL SET. For use with TRF and superhet Band I TV receivers. Uses two 2719. Circuit, wiring diagram, alignments, full details with each set. 15/- Post 1/6.

TELETRON BAND III CONVERTER. The complete Kit to build this Converter, including drilled chassis, condensers, resistances, coils, two ES80's etc. 48/6. Post 1/6. Full instructions and circuit diagram supplied. Drilled chassis only 3/9.

THE NEW "REMPLOY" INSTRUMENT SOLDERING IRON

Copper bit, warning neon light in handle. 12 months guarantee. 19/3 Post 1/6

ALUMINIUM CHASSIS

18 S.W.G., undrilled, 4 sides, reinforced corners. Depth 2 1/2 in.
6x4 4/- 12x8 7/- 16x10 8/3
8x6 5/- 14x9 7/6 12x 3 4/9
10x7 6/- 16x9 8/- 12x 6 6/6
Post 1/- per chassis extra.



DRILLED CHASSIS AND DIAL ASSEMBLY

Size 13 1/2 x 7 x 2 1/2 in., drilled for five latest type miniature valves mains trans., I.F., etc. Dial 13 x 14 in., for horizontal or vertical mounting. Spin wheel tuning. All pulleys and spindle supplied LASKY'S PRICE 19/6 Post 3/-



MICROPHONE BARGAINS

ACOS MIC.22/2. Complete with stand as illus. List 4 gns. LASKY'S PRICE 42/-

Moving Coil Hand Type with switch. List 5 gns. LASKY'S PRICE 45/- All above, post 2/6

TABLE MIKE STANDS. Chrome, heavy base, 2 sections. 12/6. Post 2/6



SPECIAL PURCHASE

ACOS TURNOVER CRYSTAL CARTRIDGES, complete with styli. G.P.29, listed 42/11 LASKY'S PRICE 21/- Post 1/-

SPECIAL PURCHASE OF PICK-UPS


Standard play. Offered at ALMOST HALF PRICE
Goldring Bantam magnetic 25/-
Acos Crystal, type GP1 25/-
Post free.

PICK-UPS HEADS. ARMS. L.P. or standard, by Collaro, Garrard, Goldring, Acos, B/J, Decca, etc., all types. Full stocks of all styli.

DULCI RADIO CHASSIS, full range 3 & 6 wave, £6/19/6 to 21 gns.

Also DULCI AM/FM CHASSIS, F.M. FEEDER UNIT, BAND III CONVERTER.

COMPLETE 5-VALVE RADIO CHASSIS



Brand new and unused. A.C./D.C. 200/250 volts. I.F. 465 kc/s.—A.V.C.—4 watts output—3 station pre set—frame aerial—fully aligned—chassis 10 x 5 1/2 in.—max. height 5 1/2 in. Completely wired and ready for use, with the addition of a speaker and output transformer. Two controls—volume and station switch. Valves used: 10C1, 10F9 or UF41, 10LD11, 10P14, U404 or UY41.

LASKY'S PRICE 69/6

less valves
Post 3/6 extra.
With valves £5/19/6.

HIRE PURCHASE TERMS ON CERTAIN ITEMS

Please give details of your requirements.

LASKY'S RADIO

FAMOUS AMPLIFIERS BUILT ON T.C.C. PRINTED CIRCUITS

The latest advance in Amplifier design. We can now supply from stock two famous Amplifiers, the Osram 912 and Mullard 5/10, built on the new printed circuit technique. All specified components, T.C.C. condensers, Lab. resistors, etc., are used and you have your choice of transformers and chokes by Partridge, Haddon, W/B or Ellison. Demonstrations given any time.



The OSRAM 912 Amplifier, built on printed circuit, supplied fully assembled, complete with valves, ready for use. Prices 19 gns. from depending on make of transformer used.



PRINTED CIRCUIT available separately, 50/-
BOOK of the Osram 912, Price 4/-




The MULLARD 5/10 Amplifier, built on printed circuit, supplied fully assembled, complete with valves, ready for use. Prices from 15 gns. depending on make of transformer used.

PRINTED CIRCUIT separately, 22/6
The new Mullard Amplifier Book. Price 3/6.



All Components for either Amplifier supplied separately, for printed circuit or conventional construction. Price Lists on request.



INEXPENSIVE EASILY BUILT RADIO SETS

Lasky's Radio Constructors' Parcels contain everything to build up-to-date and very efficient sets at low cost. Note also that all components and cabinets are available separately.

PARCEL No. 1

Contains everything to build a 4-valve, 3-wave superhet for 200/250 A.C. mains. Uses 6K8, 6K7, 6Q7, 6V6 valves. Attractive wood cabinet, walnut veneer, or plastic cabinet as illus. Size 12 x 6 1/2 x 5 1/2 in. deep. CAN BE BUILT FOR £7/19/6. Carr. and pkg. 2/6.

PARCEL No. 2

Contains everything to build a T.R.F. 3-valve set for 200/250 A.C. mains, med. and long wave. Uses 6K7G, 6J7, 6V6, and metal rectifiers. Neat plastic cabinet, walnut or ivory finish, or wood cabinet. Size 12 x 6 1/2 x 5 1/2 in. deep. CAN BE BUILT FOR £5/10/- Carr. and pkg. 2/6.

INSTRUCTION BOOK for either above sets, 1/- post free.
CABINETS ONLY, plastic or wood, 17/6. Carr. 2/6.

LASKY'S RADIO

SAVE POUNDS! ORDER BY POST IF YOU CANNOT CALL

★ SPECIAL OFFER OF TAPE DECK CASES ★

As illustrated. Will take Truvox Tape Deck with space for amplifier, radio feeder unit and speaker. Overall dim. with lid closed, 19 x 14 x 13in.

LASKY'S PRICE **59/6** Carr. 5/-



TRUVOX TAPE DECKS. Latest model Mk. III NU, twin track, 2-speed, 3 motors, press button control. **£23/2/-**

SPECIAL COMBINED OFFER

The above Tape Deck Case together with the above Truvox Tape Deck **£24/10** Carr. Free.



THE LATEST BRENNEL TAPE EQUIPMENT

The DECK. 3-speed, 3 $\frac{1}{2}$, 7 $\frac{1}{2}$ and 15in. per sec., 3 motors, record and play-back. All latest refinements. Price **18 Gns.**

The AMPLIFIER. 4 watts, for use with 3 ohms speakers. Magic eye, high fidelity. **16 $\frac{1}{2}$ Gns.**

The CARRYING CASE, **£5/18/-**
Write for details.

LANE TAPE DECKS

Mk. VI, 2-speed, 7 $\frac{1}{2}$ & 3 $\frac{1}{2}$ in. per sec. 3 high grade motors. Takes standard reels up to 1200 ft. capacity. **£18/10/-**

LATEST GRUNDIG TAPE RECORDER in Stock. **45 Gns.**

RECORDING TAPE

Kraft base, length 1,200 ft. Cylind metal spools. **12/11.** Post 1/-.

All makes of Tape stocked—Scotch Boy, EMI, Grundig, Puretone, Ferrograph, Basf, Agfa, Gevaert, etc., and the new Scotch Boy Thin Tape 190M. and Grundig Long-playing Tape. All types of Spools stocked.

SPECIAL PURCHASE BUREAU RADIO-GRAM CABINETS

Handsome design, solidly constructed, beautiful Walnut veneer finish, with generous record storage space. Further details and illustration on request. LASKY'S PRICE **14 gns.** Carr. 17/6. Available on H.P. Terms.

OCTAGONAL SPEAKER CABINETS

Special design for use with the G.E.C. metal cone Speaker. Exactly per specification **£12/10/-** Carr. 6/6.

PORTABLE CASES

Solidly made of laminated wood, inside dim. 17 $\frac{1}{2}$ x 14 x 6 $\frac{1}{2}$ in. deep. Originally made for portable radiogram, with space (14 x 5 x 5in.) for radio or amplifier and speaker. Motor board size 14 x 12 $\frac{1}{2}$ in. Takes any standard size gram unit. Rexine type finish in various colours. Fitted handle and locks, 2 keys supplied. LASKY'S PRICE **25/-** Post 3/6

COLLARO 3-SPD. RECORD PLAYING UNIT (motor and pick-up), orthodynamic head **£6/19/6.** Post 3/6.

RECORD PLAYING UNITS, 3-spd., auto and hand change. All types in stock—Garrard, Collaro, B.S.R., etc.

FEW ONLY. Plessey 3-spd. mixer type Auto-Changeers, slightly imperfect. **£6/19/6.** Post 3/6.

TABLE RADIOGRAM CABINETS

Solidly made of $\frac{1}{2}$ in. laminated wood, finished beautiful Walnut veneer. Panel (3in. x 16in.) for dial and controls, baffle for 8 in. speaker, gold finish metal grille, fully hinged lid. Overall size: 18in deep, 18in. wide, 13in. high. Slightly soiled. LASKY'S PRICE **79/6** Carriage 7/6.

MINIATURE CRYSTAL DIODES
Glass type, wire ends, each 1/6 GEX. 45 and equivalent types, various makes. 3/6.

TRANSISTORS AND GERMANIUM DIODES.
All types available from stock.

SPEAKER FRET
Large selection of materials for frets—plastic, tygan, cloth, expanded metal.

GANG CONDENSERS
.0005, less trimmers. 2-gang, standard, 5/6, min., 6/6 3-gang, standard, 7/6, min., 10/6. 4-gang, standard, 10/6. With Trimmers—2-gang, standard 7/11, min., 7/6. Post extra.

TELETRON COILS
All types in stock.

TELETRON FERRITE ROD AERIALS
Med. wave, 5in. long, 8/9 Long wave, 8in. long, 12/6

IGRANIC JACK PLUGS
Standard type, each 2/6

CYLIND TAPE SPOOLS
5in. each, 1/6

OVER 50,000 VALVES
Our valve stock is one of the largest in England. All makes and types, B.V.A. and ex-Govt.



SPECIAL PLASTIC COVERED WIRE, stranded copper, B07. All colours in 100 ft. lengths. Per coil 2/6. Post 9d.

EX-GOVT. ACCUMULATORS, 2 volt, 10 a.h. Size 1 $\frac{1}{2}$ in. square, 5 $\frac{1}{2}$ in. high. Made by Canadian Exide. LASKY'S PRICE 4/6 Post 1/-.

3 for 13/- post free. 12 for 40/- post free.

AERIAL ROD SECTIONS. Steel heavily copper plated. 12in. long, $\frac{1}{2}$ in. diam. Any number may be fixed together. Per doz. 2/6 post free.

SET OF 3 MOTORS (Collaro) for Tape Decks. Clock, anti-clock and capstan. Lasky's Price, the set, **£5/15/-.** Post extra

HEAVY FLYWHEELS for Tape Decks, $\frac{1}{2}$ in. hole. 2/6 post 1/-

COUNTERS up to 9999, cable drive, each, 5/- Post 1/-

3-WATT MIDGET A.C./D.C. AMPLIFIER

PUSH-PULL, VERY HIGH GAINS
4 valves, 2 UL41 in push pull, 1 UCH42 and 1 UAF42. Input voltage 100/100 A.C./D.C. Very easily converted to 230 volts. Supplied with circuit diagram and all details. Size: 9 x 4 x 4in. Uses 2 metal rectifiers, 1 each RM2 and RM3. Ideal for ships, record players, tape recorders, home record players, baby alarms, etc., etc. Supplied complete fully assembled and wired, with 4 valves. LASKY'S PRICE. **65/-** carriage free.



LATEST COLLARO RC.54

3-speed High Fidelity Mixer Changer, Studio crystal turnover p.u., in leatherette covered carrying case. **£13/5/-.**



YOU CAN BUILD THIS PROFESSIONAL TAPE RECORDER FOR LESS THAN £39, using Truvox Tape Deck. Write for full details and list.

LASKY'S 4-WATT A.C. AMPLIFIER KIT
Uses 1 each 6SL7, 6V6, 5Z4. All components, chassis, valves, output trans., mains trans., **£4/5/-** Carriage and packing 2/6 **INSTRUCTION BOOK** and shopping list. 1/- post free.

P.M. SPEAKERS.
6 $\frac{1}{2}$ in. . . 17/6 8in. . . 19/6 10in. . . 19/- Plessey H.D. 10in. . . 25/- 6 x 4 Elliptical . . 18/6. Plessey 12in. . . 37/6. Post extra.

MORE MONEY-SAVING LASKY BARGAINS ON NEXT PAGE

EVERYTHING FOR HOME CONSTRUCTOR & SERVICEMAN



MULTI-TEST METERS

1,000 ohms per volt. Basic movement 400 microamp. 3in. A.C./D.C. 0-5,000 v. 0-1 amp. 11 switched ranges: 100,000 ohms and 1 meg., also decibel range, in polished wood carrying case (6 x 6½ x 4in. closed) with leather handle and space for test leads.

LASKY'S PRICE 95/- Post & ins. 3/6
Battery 6d. extra. **TEST LEADS, 3/6 extra.**

MAINS TRANSFORMERS.

All 200-250 v. 50 c.p.s. primary finest quality, fully guaranteed.
MBA/3. 350-0-350 v. 80 mA, 6.3 v. 4 a., 5 v. 2 a. Both filaments tapped at 4 volts. 18/-
MBA/6. 325-0-325 v. 100 mA, 6.3 v. 3 a., 5 v. 2 a. With mains tapping board. 22/6.
MBA/7. 250-0-250 v. 80 mA. 6.3 v. 3 a., 5 v. 2 a. Both filaments tapped at 4 volts. 18/-
MBA/10. 500-0-500 v. 150 mA. 6.3 v. 4 a., 5 v. 3 a. 32/6.
AT/3. Auto trans. 0-10-120. 200-230-240 v. 100 watts. 17/6.

OUTPUT TRANSFORMERS

Min. type (3S4, etc.) 3/6
Midget 3/3 Multi ratio 3/11
Standard pentode, 4/6.
All other types by Partridge, Ellison, etc., in stock.

FILAMENT TRANSFORMERS

6.3 v., 1.5 amp. 5/11
6.3 v., 3 amp. 9/6
200-250 v., special 0-30 v. tapped, 17/6.

BRIMISTORS

CZ1 CZ2 CZ3 WX6
2/6 1/6 6d. 1/6

CONDENSERS & RESISTORS

Full range of types in stock.

FOR CALLERS ONLY. Sale of VCR97 C.R. Tubes, 6½in., electrostatic. To clear, each 5/11

R1155 RECEIVERS now available on Easy Terms. Ask for details.

5 Frequency ranges: 18.5-7.5 Mc/s.; 7.5-3.0 Mc/s.; 1,500-600 kc/s.; 500-200 kc/s.; 200-75 kc/s. Supplied in maker's original wood transit case.

LASKY'S PRICE
BRAND NEW £11 19 6
Secondhand, Grade 1 £9 19 6
Secondhand, Grade 2 £7 19 6
Carriage 17/6 extra, including 10/- returnable on packing case.

ASSEMBLED POWER PACK-OUTPUT STAGE FOR R1155 RECEIVER

For use on 200-250 v. A.C. mains. Complete with 2 valves. In metal case; size: 12 x 7 x 5½in.
LASKY'S PRICE 79/6. Carr. 5/-.



Power Pack for above. Fitted with 6½in. p.m. speaker.
LASKY'S PRICE £5/5/-. Carr. 5/-

MAKERS' SURPLUS TV COMPONENT BARGAINS

WIDE ANGLE 38 mm.
Line E.H.T. Trans., Ferro-cube, core 9-16kV 25/-
Scanning Coils, low imp. line and frame 25/-
Frame Output Transformer 10/6
Scanning Coils low imp. line and frame 17/6
Frame or line blocking osc. Trans 4/6
Focus Magnets Ferro-cube 25/-
P.M. Focus Magnets, Iron Cored 19/6
Duomag Focalisers 29/6
300 mA. Smoothing chokes 15/-
Electromagnetic focus coil with combined scan coils 25/-

STANDARD 35 mm.
Line Output Trans. No. E.H.T. 12/6
Line Output Trans. 6-9Vc E.H.T. and 6.3 v. winding. Ferro-cube 19/6
Scanning Coils. Low Imp. line and frame 12/6
Ditto by Igranic 14/6
Frame or line blocking oscillator transformer 4/6
Frame output transformer 7/6
Focus Magnets without Vernier 12/6
With Vernier 17/6
Focus Coils, Electro-magnetic 12/6
200 mA. Smoothing chokes 10/6

C.R.T. MASKS

12in. rubber, complete with armour plate glass. Dustproof. Black, 7/6, White, 10/-.
Plastic Masks. 14in., 6/6, 17in., 7/6, De Luxe, 17in., 15/-.
E.E. 16in. polystyrene. List 42/-.
Lasky's Price 29/6. Post extra.

12in. MOULDED IMPLOSION GUARDS, 7/6. Post extra.

HIRE PURCHASE TERMS ON CERTAIN ITEMS

Please give details of your requirements.

LASKY'S RADIO

VALUE IN MAGNIFICENT TV CABINETS


Complete with mask, glass, castors, shelf, bearers, C.R.T. neck end protector, back, speaker fret and baffle board. Finished in beautiful figured medium light or dark walnut veneer, with high polish. Suitable for most home constructor TV Receivers, including the "Viewmaster", "Practical Television", "Tele-King", "Magnavision", "Wireless World" etc. Supplied with cut-out for 14in., 16in. and 17in. C.R. tubes at no extra cost.

An allowance of 4/6 will be made if the mask is not required.
Inside Dim.: Depth 16½in., width 17½in., Height 23in. Overall height 32in.: Width 18½in.

WHY NOT CONVERT YOUR TABLE RECEIVER TO A CONSOLE MODEL?
Adaptor frames for fitting 9in. or 10in. C.R. tubes available if required.

LASKY'S PRICE £8/10/0
Carriage 12/6 extra.
H.P. Terms. Deposit £2/17/- plus carriage. Balance plus charges spread over 12 months.

THE DE LUXE



THE ROTHESAY



The last word in outstanding contemporary design. Absolutely rigid construction throughout with the finest laminated woods, veneered in walnut, polished light, medium or dark shade. Fitted with gold anodised speaker grille. The C.R.T. aperture frame is detachable, supplied to suit any size tube to order.

NOTE THESE GENEROUS SIZES.
Outside dim.: 34½in. high, 21½in. wide, 21½in. deep. Inside dim.: 18½in. wide, 19½in. deep. Size of top: 22½ x 21½in. Thickness ½in.

LASKY'S PRICE £9/19/6
Carriage 15/- extra.
H.P. Terms. Deposit £3/10/- plus carriage charge. Balance plus charges spread over 12 months.

THE ROTHESAY CABINET WITH FULL-LENGTH DOORS veneered both sides, polished to match the cabinet and mounted with full-length piano hinges. Price £14/9/6.

LIMITED NUMBER TALLON TV CABINETS

16-17in. aperture, pre-fabricated ready for home assembly. Solidly constructed of ½in. laminated wood. Walnut veneer finish, ½in. top. Suitable for the Tele-King, Wide-angle Viewmaster and other home constructor TV sets. List £14/10/-. **LASKY'S PRICE £8/10/0**
Carr. 10/6.

AERIALS of all types stocked, TV, Band III, F.M.
300 ohms FEEDER, per yard, 9d.
80 ohms Co-axial, doz yds., 7/6
Co-axial Cable, air cored, yard 9d.
Any length supplied.

AERIAL MASTS in 2 telescopic sections extending to 15 ft. Light alloy construction.
Complete with guys and ropes. 25/-
Carr. 3/6

ARMOUR PLATE GLASS

12in., actual size 13 x 10½ x ½in. 3/6
14in., actual size 13½ x 10½ x ½in. 5/6
17in., actual size 17½ x 15 x ½in. 7/6
Post extra.

SENTERCEL METAL RECTIFIERS
RM1 RM2 RM3 RM4
3/8 4/3 5/6 16/-
Post extra.

SENTERCEL E.H.T. RECTIFIERS
K3/40 K3/45 K3/50 K3/100
6/- 8/2 8/8 14/8
Post extra.

L.V. RECTIFIERS
12v., all types in stock.
1 amp., ½-wave, 3/6. 2 amp., ½-wave 4/11. 4 amp., full wave, 15/-.
6 amp., full wave, 21/- Post extra.

TWO ADDRESSES FOR PERSONAL CALLERS

Open all day Saturday. Early closing: Thursday.

42 TOTTENHAM COURT ROAD, W.1.

Between T.C.R. and Goodge St. Sts. MUSEum 2605.

370 HARROW ROAD, PADDINGTON, W.9.

(Opposite Paddington Hospital) CUNningham 1979/7214.

LASKY'S (HARROW RD.) LTD.

ALL MAIL ORDERS TO HARROW ROAD PLEASE

LASKY'S RADIO

GEE RADIO LTD.

VALVES—SPECIAL BARGAINS IN GOVT. SURPLUS

VU.120A	12A6	6H6m	6L6m	12/6
VR91	6SL7gt	12H6m	5T4m	10/8
Sylvania	6SN7gt	VU.111	3/6	7/6
VR.53	6N7gt	VR.91	any	12SK7
VR.56	6N7gt	VT.501	type	1619
VT.52	VR.188	VR.65A	any	VU.508(U19)
12SH7	VR.55	ARP.12	each	954
12S7	S.130	956	any	EJ148
2X2	6V6gt	106gt	type	6B4G
9004	VR.150/30	VS.70	5/-	35T
6EK7G	807	958	any	829B
615G	860	12J5gt	type	8012
1289(D8)	12SR7	9D2	any	8011
3A4	6X5gt	1616	any	105gt
OZ4	CV.73			

P.p. 4d. per valve. VALVE ORDERS OVER £5 less 5% Post paid.

1 MILE TWIN DON "8" TELEPHONE CABLE, £5 per mile; also 1/2 mile Ditto, 25/-, plus 12/6 carriage per mile and 5/- per 1/4 mile. BELLING-LEE FUSE HOLDERS. Type (10H/376). New and unused, £1 per dozen, or 2/- each.

CONDENSERS: 1,000 m.f.d. 100 v. D.C. working 9/6; 1,000 m.f.d. 25 v. 5/-; 500 m.f.d. 50 v. 3/6; p.p. 1/-.

20 WATT R.C.A. AMPLIFIER: For mike and Gram. A.C. mains 200-250 v.; 2-6L6's in push-pull; Input impd. 250 or 30 ohms; output impd. 500-600/15/7.5/3 ohms. This model is undoubtedly one of the finest amplifiers ever produced. Brand new and tested, limited quantity only. Our price only £18/10/-, plus 10/- carriage.

R.1132A RECEIVERS. In perfect condition, £3/17/6, carr. 7/6.

POWER PACK AND OUTPUT STAGE combined with speaker, built in polished wood cabinet, for 1132A and 1155 receivers £5/10/- and 5/- carriage.

50 WATT AMPLIFIER, EX-GOVT. With 4-KT66's in paralleled push-pull. Standard 200-250 v. mains input, A.C. Output impedance 600 ohms line. For high imp. gram. and mike input. Bass boost control fitted. This excellent quality amplifier is housed in a strong metal case and is ready for use. Terrific performance. Bargain value £25, carr. paid.

WAVEMETER CLASS D. Frequency band covered: 1,900 kc/s to 8,000 kc/s (158-37.5 m.) in two ranges, 19,000 kc/s-4,000 kc/s and 4,000 kc/s-8,000 kc/s. In perfect working condition, £8/5/-, carriage paid.

VARIABLE VOLTAGE REGULATOR TRANSFORMERS. Input 230 v. A.C. at 21 amps. Output 57.5 in 16 equal steps to 230 v. at 21 amps. Ex-Govt. In perfect condition. £12, carriage 10/-.

CRYSTAL CALIBRATOR BY MARCONI INSTRUMENTS. NO. 5, MK. II. Brand new and unused, complete with set of 5 spare valves, operation manual and aerial. Frequency range: 52-90 Mc/s with 9 fixed frequencies: 52, 56, 60, 65, 70, 75, 78, 84 and 90 Mc/s. Accuracy: One part 10/4. Our price £7/9/6, carr. 10/-.

CRYSTAL CALIBRATOR BY MARCONI INSTRUMENTS. NO. 6, MK. III. Brand new and unused, complete with spare set of 5 valves and operating manual. Freq. range 170-240 Mc/s. Accuracy: 1 part in 10,000. Our price £7/9/6, carr. 10/-.

RECEIVER TYPE 109. In good condition. Freq. range 1.8-3.9 Mc/s and 3.9-8.5 Mc/s continuous. Designed to operate on 6 v. battery. Limited quantity only, £4/7/6, carriage 10/-.

HEAVY DUTY L.T. TRANSFORMERS: 230 v. Pri. 50 cycles. Sec. 12 v. @ 70 amps., £4/5/-, carriage paid. DITTO Sec. 15 v. @ 60 amps., same price.

PHOTO-ELECTRIC MULTIPLIER CELLS. Type 931A. £2/10/-, p.p. 1/- . Also 931A complete on chassis with multiplier network and 2-832 valveholders, etc., £3/10/-, p.p. 2/-.

TIME SWITCHES (NEWBRIDGE). 250 v. A.C. Synchronous 5 amp. Used but in good working order, 39/6, p.p. 2/6.

CONDENSERS. 2 mfd. 7.5 kv. working at 15 kv. Test (Dubilier). Brand new, £2/10/- each; carr. 5/-.

MARCONI EX-GOVT. WAVEMETER TYPE W.1310. Coverage 155-230 Mc/s continuous. Complete with chart and test prods. As new, £5/19/6, carriage 8/6.

CATHODE RAY TUBES. Types 3BP1, 3in. new and unused with base and screen, 42/6, p.p. 2/- . Type VCR138 (ECR35), 3 1/2 in. with screen and base in new and unused condition, 42/6, p.p. 2/- . Type VCR97, 6in., ex-equip., in good order, 20/-, p.p. 3/6. VCR131, lin. C.R.T., new and in perfect condition. Miniscope replacement tube, etc., 35/-, p.p. 1/- . Type CV1526, 2 1/2 in., 4 v. filament, 3,000 v. anode, complete with base and Mu metal screen, 20/-, p.p. 2/6.

AMERICAN ESPEY "MODEL 100" ALL-PURPOSE TEST METER. 7 D.C. volt ranges, 3 v.-6,000 v. @ 20,000 and 1,000 ohms per volt. 7 D.C. current ranges, 12 amps.-300 microamps. 7 A.C. volt ranges, 3 v.-6,000 v. at 1,000 ohms per volt. 3 resistance ranges, 0-6,000 ohms, 0-600,000 ohms, 0-60 meg. 50 microamps, 4in. scale meter. In perfect working condition, tested before despatch. Complete with chart, test prods and batteries. £12, p.p. 3/6.

BRAND NEW CERAMIC V/HOLDERS: 813, 9/6 each; 832, 6/6 each; 805, 5/- each; 1/0, 1/- each; 89A, 1/3 each; 84D, 6/6 each.

SELENIUM METAL RECTIFIERS BUILT TO SPECIFICATION. ALL TYPES AVAILABLE FULLY GUARANTEED. VERY GOOD DELIVERY. COMPETITIVE PRICES. MAY WE QUOTE YOU? K3/ AND K8 SERIES STILL AVAILABLE FROM STOCK. MANY OTHER LINES IN STOCK. YOUR ENQUIRIES INVITED. TRADE SUPPLIED.

15 LITTLE NEWPORT ST., LONDON, W.C.2.

ADJOINING LEICESTER SQUARE TUBE STATION

GERrard 6794/1453

INTRODUCING THE

Rd MINOR Mk III HIGH FIDELITY AMPLIFIER

Now with provision for radio, especially FM!

With provision for radio the redesigned Mk III version of this popular design forms the basis of an extremely compact and inexpensive complete high fidelity system, ideal where cost or space is the primary consideration.

- ★ 40 m/A spare power.
- ★ Enlarged and sectionalised O.P.T.
- ★ 'UL' type output stage (EL84).
- ★ 3 record characteristics.
- ★ Simplified p.u. matching.
- ★ 17.5 DB N.F.B.

PRICE COMPLETE: £14

Illustrated leaflet post free on request.

ROGERS DEVELOPMENTS (ELECTRONICS) LTD.
116, BLACKHEATH ROAD, LONDON, S.E.10

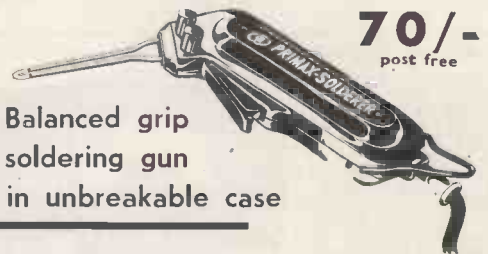
Tel.: TIDeway 1723.

SOLDERING?

you can't beat a

PRIMAX!

70/-
post free



Balanced grip
soldering gun
in unbreakable case

Can be used almost continuously without over-heating. Easy soldering on hard-to-reach jobs. Heats instantly—ready for action in 6 seconds. Permanent alloy tip—lasts indefinitely with normal use. Weighs only 24 oz. Special loop for hanging. Available in 110, 200/220, 220/250 v. for A.C. only. 50/60 cycles (60 w.).

The ideal tool for any RADIO—T.V.—TELEPHONE MECHANIC or AMATEUR
ONE YEAR'S GUARANTEE

Sole Distributors: S. KEMPNER LTD.

29 Paddington St., London, W.1.
Phone: HUNTER 0755

C.R.T. ISOLATION TRANSFORMERS

For Cathode Ray Tubes having Heater/Cathode short circuit or for C.R. Tubes with falling emission. Type A. Low leakage windings. Ratio 1:1.25 giving a 25% boost on Secondary.

2 volt	10/6 each	With Tag
4 volt	10/6 each	Panel and
6.3 volt	10/6 each	Solder Tags
10.8 volt	10/6 each	
13.3 volt	10/6 each	

Also with mains primaries 12/6 each.
 Type B. Mains Input 220/240 volts. Multi Output 2, 4, 6.3, 7.3, 10 and 13 volts. Input has taps which increase output volts by 25%, and 50% respectively. This transformer is suitable for most Cathode Ray Tubes. With Tag Panel 21/- each.
 Type C. Low capacity wound transformer for use with 2 volt Tubes with falling emission. Input 230/240 volts. Output 3.2-24-2.3 volts at 2 amps. With Tag Panel 17/6 each.
 All Isolation Transformers are individually boxed, labelled and clearly marked with relevant data.

RESISTORS. All values. 10 ohms to 10 meg., 1/4 w., 4d.; 1/2 w., 6d.; 1 w., 8d.; 2 w., 1/-.

HIGH STABILITY. 1 w., 1%. 2/- Preferred values 100 ohms to 10 meg.

5 watt	WIRE-WOUND RESISTORS	1/3
10 watt	25 ohms—10,000 ohms	1/6
15 watt		2/-
15,000 ohms—50,000 ohms, 5 w., 1/8; 10 w.		2/3

WIRE-WOUND POTS, 3 WATT LAB. COLVERN, ETC. Pre-set Min. T.V. Type Standard Size Pots, 2 1/2in. Knob. Splindle High Grade. All Allow values 25 ohms to 30 K., 3/-, 50 K., 4/- Ditto Carbon Track 50 K. W/W EXT. SPEAKER CONTROL 10 1/2 3/8.

OP TRANSFORMERS. Heavy Duty 50 m.A., 4/6. Ditto, tapped primary, 4/9. Multiratio, push pull, 6/6. Tapped small pentode, 3/8. Miniature 354, etc., 3/9.

L.F. CHOKE 15/10 H. 60/65 m.A., 5/-; 25/20 H. 100/120 m.A., 11/6; 20/15 H. 120/150 m.A., 12/6.

MAINS TRANS. 350-0-350, 80 m.A., 6.3 v. tapped 4 v. 4 a., 5 v. tapped 4 v. 2 a., ditto 250-0-250, 21/-.

MIDGET TRANS. 250-0-250 v. 50 m.A. 6.3 v. 2 a., 12/6.

HEATER TRANS. Tapped prim., 200/250 v. 6.3 v. 1 amp, 7/8; tapped sec., 2, 4, 6.3 v., 1 amp, 8/6. 6.3 v. 3 amp, 10/6.

CRYSTAL MIKE INSERT. Famous make, precision engineered. Size only 1 1/4 x 3/8 in. Bargain Price 5/6. No transformer required.

EXT. L.S. Switched Socket, on/off and parallel switching, complete with plug, 2/- each.

COPPER PLATED AERIAL RODS. 1/4 x 12 in. push fitting, 2/6 doz. p. & p. 9d.

AERIALITE EARTH RODS, 4/-.

ALADDIN FORMERS and cores, 1/4 in., 3d.; 1/2 in., 10s. SLOW MOTION DRIVE. Cyclope rate 6:1, 2/3.

TYNAR. Midget Soldering Iron, 200/250 v. or 230/250 v., 14/1. TYNARA TRIPLE THREE. Complete with detachable bench stand, 19/6. 200/220 v. or 230/250 v.

NEW SOLON MIDGET IRON. 25 w., 22/- IDEAL FOR RADIO CONSTRUCTORS. 200/220 v. or 230/250 v.

MIKE TRANSF. Ratio 50:1, 3/9 ea., new and boxed.

MAINS DROPPERS. 3 x 1 1/2 in. Acq. Silders, 3 amp. 750 ohms, 4/3. 2 amp., 1,000 ohms, 4/3.

LINE CORD. 3 amp., 60 ohms, per foot, 2 amp., 100 ohms per foot, 2 way, 6d. per foot, 3-way, 7d. per foot.

LOUSPEAKERS P.M. 3 OHM. 5in. 16/6. 6in. 17/6. Goodmans EHP117 7 x 4 1/2 in. 8in. 13/6. 10in. 25/-.

6in. Goodmans with trans. 21/- Famous make 12in. P.M., 3 ohm, voice coll. 30/-. 8in. Mains enrisised 2.5 K. or 2 K. ohm field, with tapped output trans., 24/6; less trans. 21/-.

CRYSTAL DIODE G.E.C. 3/8. Circuit Book 1/-.

R.R. PHONES. (Hi-grade Amer.) 15/6 pr. S. G. BROWN'S. 4,000 ohms 15/8 pr.

COPPER ENAMEL WIRE. 1/16 to 20 s.w.g. 2/-; 22 to 28 s.w.g. 2/6; 30 to 40 s.w.g. 3/6.

SWITCH CLEANER Fluid, squirt spout, 3/9 tin.

TWIN GANG TUNING CONDENSERS. .0005 mfd. midget with trimmers 8/6; 3/6 mfd. midget less trimmers 5/6; .0005 Standard size with trimmers and feet 9/-; less trimmers 8/-; ditto, soiled, 2/6.

CERAMIC. EF50, B7G, B9A, Int. Oct. 1/-, B7G with can 1/8, B9A with can 2/6.

SPEAKER FRET. Woven Plastic TYGAN. Walnut tone. 12in. wide, 2/- per foot. Expanded metal, gold or silver, 9/12 in. x 12in., 2/- per piece.

7/6 VALVE SALE 7/6
 New imported and ex Government. All guaranteed by us.

125, 155, 174, 184, 354, 374, 6A86, 6F13, 6E26, 6W6, 6K7M, 6K8, 68A7, 68L7, 6V6, 6X4, 6X5, 6L7, 6B8, 12A2X7, 807, EC91, EF39, EF91, EF92, 9Z5, HVR2A, PEN25, U22, UF41. At 3/6: 5U4, BZ4, 6AK5, 6AT6, 6C9, 6L6, 6Q7, 6SN7, 80, ECH42, Sylvania EF50, MU14. At 10/6: ECL80, EF80 EL41.



ALL WAVE RADIOGRAM CHASSIS

THREE WAVEBANDS FIVE VALVES
 S. W. 16 m.—50 m. LATEST MULLARD
 M. W. 200 m.—550 m. ECH42, EF41, EBC41,
 L. W. 800 m.—2,000 m. EL41, EZ40.
 12 month Guarantee, with 10in. P.M. Speaker, A.C. 200/250 v. 4-way Switch. Short-Medium-Long-Gran. A.V.C. and Negative feedback. 4.2 watts. Chassis 1 1/2 x 5 1/2 in. Glass Dial 10 x 4 1/2 in. horizontal or vertical available. 2 Pilot Lamps, Four Knobs, Walnut or Ivory, aligned and calibrated. Chassis isolated from mains. PRICE £10/15/- Without 10in. Speaker, 23/15/- CARR & INS. 4/6.

RECOMMENDED FOR ABOVE CHASSIS



(Limited period) £8.19.6

Brand new Plessey 3-speed Autochanger Mixer Unit for 7, 10 and 12in. Records. Twin Hi-Fi Xtal Head with Duoinsert sapphire stylus. Plays 4,000 records. Sprung mounting. Baseboard required 15 x 12in. Height 5 1/2 in. Depth 2 in. Super Quality. Post free.

FAMOUS MAKE. 3-speed Single Record unit with Acos 37 Turnover Head, each Sapphire Stylus plays 2,000 records. Starting Switch Automatically places Pick-up on records, 7in., 10in. or 12in. Auto Stop. Baseplate 12 x 9 1/2 in. Height 2 1/2 in. Depth 1 1/2 in. Price 27/15/6, post free.

B.S.R. MONARCH 3-SPEED MIXER CHANGER. ACOS GP.37 XTAL HEADS. Baseboard 14 x 12in. Height 5 1/2 in. Brand new in Makers' Boxes. 29/19/6, post free.



24/19/6. CONVERT YOUR RADIO. Playing desk 15 x 22 x 7 1/2 in. Walnut finish, drawer front with 78 r.p.m. motor, turntable and pick-up. Press lever start places High Impedance Magnetic pick-up on records 10in. or 12in. Auto Stop. Brand new in original makers' boxes. 24/19/6, carr. free.

SUPERHET COIL PACK 27/8. Miniature size 2 1/2 x 2 1/4 in. High Qc dust core coil. SHORT, MED. LONG, GRAM switching. Only 27/8 each with connection diagram and circuit.

F.M. TUNER COIL KIT 27/8. H.F. coil, Aerial Coil Oscillator Coil, two I.F. Transformers 10.7 Mc/s. Detector transformer and heater choke. With circuit and component list for popular F.M. Tuner using four 6AM6 valves and standard components.

COILS. Weatite. "P" type 2/8 each. Osmor Midget "Q" type adj. dust core 3/6 each. All ranges in stock REACTION COND. .0001, .0003, .0005 mfd., 3/6 each.

I. F. TRANSFORMERS
 WEARITE TYPE 500. 485 Kc/s. adjustable 450-470 Kc/s., size 3 1/2 x 1 1/2 in., 10/6 pair. MIDGET I.F.S., size 1 x 1 x 2 1/2 in., 8/9 pair.

BAND 3 T.V. CONVERTOR KITS
 Suitable all T.V. makes.

Ready wound coils, B.V.A. valves, all components—punched chassis, circuit diagram, wiring plans—COMPLETE KIT for mains operation 200-250 v. A.C. £3/10/0.

AS ABOVE less POWER PACK. Requires 200 v. 20 ma. H.T. 6.3 v. 1 a. L.T. £2/5/-.

PUNCHED CHASSIS and WOUND COILS, component list, circuit diagram, wiring plans, only 19/6. Converter Transformer. Pri. 200/250 v. Secs. 200 v. 20 ma., 6.3 v. 0.6 a., 10/6.

TV PRE-AMP. Channel 1. Easily modified for other channels or Converter use. Midget Chassis 4 1/2 x 2 1/4. Complete with EF42 or 6F13 valve, coaxial lead, Bellung plug and Octal plug. Ready for use. Brand new Mfrs. Surplus, Listed £3/15/- Special Clearance Price 21/-, Buy Yours NOW.

Volume Controls 80 ohm CABLE COAXIAL

Long spindles. Guaranteed 1 year. All values 10,000 ohms to 2 Meg. No. Sw. S.F.Sw. D.P.Sw. 4/9
 EXT. SPKR. TYPE 3/-

COAXIAL PLUGS 1/-
 SOCKETS 1/-

DOUBLE SOCKET 1/-
 OUTLET BOXES 3/6
 Indoor loft type Inv. T. 13/6.
 BAND III, indoor type, 7/6.
 BALANCED TWIN FEEDER per yd. 6d. 50Ω or 300Ω
 TWIN SCREENED UNBALANCED FEEDER per yd. 80 ohms.
 50 OHM COAXIAL CABLE 9d. per yd. 1/4 in. dia.
 TRIMMERS. Ceramic, 30, 50, 70 pf., 9d. 100 pf., 150 pf., 1/3: 250 pf., 1/8; 600 pf., 750 pf., 1/9.
 P.V.C. CONNECTING WIRE, 10 colours, single or stranded 2/-.

RF Aerial Plug and Socket 1/6 colour.
 5in. RADIO SCREWDRIERS 4jd. each.
 NEON MAINS TESTER SCREWDRIVER, 5/6.

VCR97 TESTED FULL PICTURE £2

MULTICORE SOLDER, 60/40, 18 s.w.g. 3d., 16 s.w.g. 4d. yard, 1 lb. 2/6.

ALL BERNARD BOOKS IN STOCK.

CONDENSERS. New stock .001 mfd. 7 kv. T.C.C., 5/8. Ditto, 12.5 kv., 9/6; 2 pf. to 500 pf. Micas, 6d., Tubular 500 v. .001 to .01 mfd., 9d.; .05 .1 1/-; .25 1/6; .5 1/8; 1/150 v. 9d.; 1/600 v. 1/3; 1/1,500 v. 2/6.

CERAMIC CONDENSERS. 500 v. .3 pf. to .01 mfd. 1/-.

SILVER MICA CONDENSERS. 100v. 500 v. 5 pf. to 500 pf., 1/-.

DITTO 1%. 500 v. 1.5 pf. to 500 pf., 1/9. 515 pf. to 5,000 pf., 2/-.

ELECTROLYTIC ALL TYPES NEW STOCK

TUBULAR CAN TYPES CAN TYPES

2/450 v. 2/3 16/500 v. 4/- 8+16/450 v. 5/-

8/450 v. 2/3 500/12 v. 3/- 32+32/350 v. 4/6

16/500 v. 4/- SUREW BASE 32+32/450 v. 6/6

25/25 v. 1/9 TYPE 512 60+100/350v. 11/6

50/150 v. 2/- 8/500 v. 3/- 1,000+1,000/6v.8/8

100/25 v. 9/- 16/500 v. 4/- 1,500 6v. 4/6

SPECIAL CLEARANCE

2/6 BRAND NEW SUBMINIATURE VALVES 2/6

EX Deal Afd Apparatus.

RF PENTODES L.F. PENTODES

0.625 v. FIL 1.25 v. FIL

XFW10 } HIVAC } XFY11

XFW20 } } XFY32

DF70 } MULLARD } DL72

605AX } RAYTHEON } 503AX

ALUMINUM CHASSIS. 18 s.w.g. Pln., undrilled, folded 4 sides and riveted corners, lattice fitting holes. Strong and soundly constructed with 2 1/2 in. sides. 7 x 4 in. 4/6; 11 x 7 in. 6/8; 13 x 9 in. 8/6; 14 x 11 in. 10/6; and 18 x 16 x 3 in. 18/6.

VENTEROL RECTIFIERS. E.H.T. TYPE FLY-BACK

VALVEGES. K3/25 2 kv., 4/3; K3/40 3.2 kv., 6/-; K3/45, 3.6 kv., 6/6; K3/50 4 kv., 7/3; K3/100 8 kv., 12/6; K3/160 14 kv., 18/-. MAINS TYPE. RM1, 125 v., 60 m.A., 2/-; RM2, 100 m.A., 4/9; RM3, 120 m.A., 5/9; RM4 250 v., 475 m.A., 16/-. Westinghouse Miniature 250 v. 20 ma., 7/6.

FULL WAVE BRIDGE SELENIUM RECTIFIERS. 2, 6 or 12 v. 1 1/2 amp. 8/8; 2 a. 1 1/3 4 a. 17/6

CHARGER TRANSFORMERS. Tapped input 200/250 v. for charging at 2.6 or 12 v., 1 1/2 amp. 13/6, 4 amp. 21/-. Acid Hydrometer, New Ex Govt. Unbreakable. Fitted in metal case 7 1/2 in. dia. 4/6.

H.F. MIDGET CHOKES. 14 M.H. 2/6 each. WAVECHARGE SWITCHES
 5 p. 4-way 2 wafers..... 6/6
 2 p. 2-way, 3 p. 2-way..... 2/6
 2 p. 6-way, 4 p. 2-way, 4 p. 3-way..... 3/6
 p. 1-way, 1 p. 2-way..... 3/6

KNOB, GOLD ENGRAVED. Walnut or Ivory, 1 1/2 in. diam., 1/8 each. "Focus," "Contrast," "Brilliance," "Brilliance-On/Off," "On-Off," "Volume," "Vol.-On-Off," "Tone," "Tuning," "Trebble," "Bass," "Wavechange," "Radio Gram," "3. M. L. Gram," "Record-Play," "Brightness." Ditto, not engraved, 1/- each.

We have no connection with any other firm. Please address all correspondence correctly as below.

307 WHITEHORSE ROAD, WEST CROYDON

OPEN ALL DAY—(Wed. 1 p.m.) 10 page list S.A.£6

P. & P., 6d. £1 orders post free. C.O.D. Service 11"

RECORDING TAPE

1,200 ft. on standard fitting 7" Plastic reels. Brand new boxed 17/6

VALVE HOLDERS, Pax. Int. Oct. ad. EF50, EA50 6in., B12A. CRT, 1/3. Eng. and Amer. 4, 5, 6, 7 and 9 pin. 1/-

MOULDED Mazda and Int. Oct. 6d., B7G, B8A, B8C, B9A 9d., B7G with can 1/6, VCR97 2/6.

BAND 3 T.V. CONVERTOR 186/196 Mc/s.
 ("W. World," May 1954).
 Kit of parts complete to build this most successful unit comprising drilled chassis, 7" x 4" x 2 1/2", valves, wound coils, and all necessary components, slightly modified version using 8D3 instead of EF80 valves. £2/5/-, post free. Send for blue print and wiring diagram, 1/6 post free.
 Provision has been allowed on chassis for small power pack and AE switching. Power Pack Components, including Mains trans., 30/- extra.



RADIO - GRAM CHASSIS 5 VALVE, SUPERHET, LATEST B.V.A. MIDGET SERIES VALVES
 3 WAVEBANDS:—L.W. 800m-2000m, M.W. 200m-550m, S.W. 16m-50m. Chassis size 13 1/2 in. x 5 1/2 in. x 3 1/2 in. Attractive Glass Dial 10 in. x 4 1/2 in. edge lit by 2 pilot lamps. Horizontal or Vertical Station Names and 4 control knobs, walnut or ivory to choice. 4 position W/G switch, L.M. S. and Gram. P.W. sockets. Modern circuitry, all coils adjustable dust cored and only quality components used throughout. Delayed A.V.C. and neg. feed-back. A.C. mains 200/250 v. Double wound trans. Isolates chassis from mains. Aligned and calibrated ready for use.
BRAND NEW & GUARANTEED £9.15.0 Carr. and ins. 4/6.
 3-ohm speakers suitable for this chassis available 8" 19/6, 10" 25/-
 This chassis is a genuine bargain and delivery is reasonably good.


BEST EVER VALUE IN RECORD PLAYERS
 Latest B.S.R. Model. 3 speed Autochanger Mixer Unit. Famous Macdisc 7 in., 10 in. and 12 in. record selector. Modern cream styling. Dual Xial cartridge stylus for high fidelity reproduction. As used by leading Radiogram Manufacturers. Complete with full instructions and template.
OUR BARGAIN PRICE 9 1/2 gns. post free.

ELECTROLYTICS Leading Makes New Stock

TUBULAR	CAN TYPES	80 ohm CO-AXIAL
25/25 v., 50/12 v. 1/8	8+8/450 v. 4/8	SPECIAL.—Semi-air spaced polythene standard 1/2 in. diam. Stranded core Feeder losses cut 50%. 9d. yd
50/50 v. 4/500 v. 2/-	8+16/450 v. 5/-	COAX PLUGS 1/2
100/25 v. 2/-	16+16/275 v. 4/8	SOCKETS 1/-
8/500 v. 2/8	16+16/450 v. 5/8	COUPLERS 1/3
8+8/500 v. 4/8	32+32/350 v. 4/-	OUTLET BOXES 4/6
8+16/450 v. 5/-	32+32/450 v. 6/8	BALANCED TWIN FEEDER per yd. (80 ohms) 6d.
16/450 v. 3/8	60+250 v. 6/8	TWIN SCREENED FEEDER per yd. (60 ohms) 1/-
16+16/450 v. 5/8	60+100/350 v. 12/6	50 OHM COAX CABLE 8d. per yd. 1/2 in. dia.
32/350 v. 4/-	60+250/275 v. 12/6	
32/500 v. 5/8	100+200/275 v. 12/6	
32+32/350 v. 5/8		

CONDENSERS.—Mica, S. Mica, ceramics. All pref. values, 3 pl. to 680 pf. 6d. ea. Tubulars, 450 v., Hunts and T.G.C. 0005, .001, .005, .01, .02 and 1 350 v., 1/8, .05, 1 500 v., Hunts, 1/-, .25 Hunts, 1/6. .5 Hunts, 1/9.

JASON F.M. TUNER UNIT 87-105 mc/s
 Kit of parts to build this modern and highly successful unit complete with drilled chassis and J.B. dial, wound coils and screening cans, 4BVA miniature valves, and all necessary quality components etc. for only £8/10/- post free. Superior dial calibrated mc/s, edge lit by 2 pilot lamps, 12/6 extra. Power Pack components kit, including double wound mains transformer, £2/5/- extra.
 Tested and approved by "Radio Constructor," etc. Illustrated handbook with full details 2/-, post free.



RESISTORS
 Carbon type. Pref. values 10 ohms-10000 ohms, 20% Tol. ± w. 3d.; ± w. 6d.; 1 w. 6d.; 2 w. 9d.
 10% Tol. ± w. 9d.; 5% Tol. ± w. 1/-; 1% Hi-Stab. ± w. 2/-.

WIRE WOUND TYPES
 Wire ends. Silicons coated, 25 ohms—10000 ohms, 5 w., 1/3; 10 w., 1/6; 15 w., 2/-; 15000 ohms—33000 ohms, 5 w., 1/8; 10 w., 2/3.

ALUMINIUM CHASSIS
 18 g. Plain undrilled. Folded 4 sides, riveted corners, lattice fixing holes. Depth 2 1/2 in., 7 in. x 4 in.; 4 1/2 in. x 6 in.; 5/8; 1 1/2 in. x 7 in.; 6/8; 1 3/4 in. x 9 in.; 3/8; 1 1/2 in. x 1 1/2 in., 10/6, etc.

S.T.C. RECTIFIERS
 K3/25 2 kV., 4/3; K3/40 3.2 kV., 6/-; K3/45 3.8 kV., 6/8; K3/60 4 kV., 7/3; K3/100 8 kV., 12/6; K3/160 14 kV.; 18/-; RM1 125 v. 60 mA., 4/-; RM2 125 v. 100 mA., 4/8; RM3 125 v. 120 mA. 5/9; RM4 250 v. 275 mA., 16/-; HT59 250 v. 200 mA., 26/6.

PRE-SET W/W POTS
 T.V. knurled slotted knob type. 25 ohms to 30000 ohms, 3/-; 50000 ohms, 4/-; 50000 ohms to 2 Megohms (carbon) 3/-.

VOLUME CONTROLS
 1 in. semi Midget Type. Long spindles. All values 10000 ohms to 2 Megohms. Less sw., 3/-; S.P. sw., 4/-; D.P. sw., 4/8. All individually boxed. Guar. 12 months.

T S RADIO COMPONENT SPECIALISTS
 70 BRIGSTOCK RD., THORNTON HEATH, SURREY

Phone: THO 2188 Hours 9 am—6 pm. 1 pm. Wed. Open all day Saturday. BY THORNTON HEATH STATION. BUSES 130A, 133, 159, 166, 190. Terms: C.W.O. or C.O.D. Post & Packing up to 1lb., 6d., 1lb., 1/-, 3lb., 1/6, 5lb., 2/-, 10lb., 2/6. Send for our Bargain Lists, 3d.

a New
AMBASSADOR
VISCOUNT
Radiogramophone

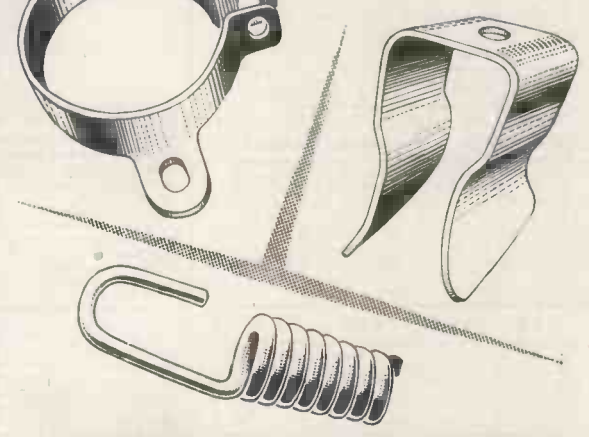
Ambassador Viscount Radiogramophones are in world-wide demand. Powerful long-range nine-valve receiver with push-pull output. Eight wavebands, six with electrical bandspreading. 3-speed auto changer. Twin speakers. A.C. mains only.



Write for full information:

AMBASSADOR RADIO & TELEVISION LTD.
PRINCESS WORKS, BRIGHOUSE, YORKSHIRE, ENGLAND

Superior **SPRINGS, WIREWORK & METAL PRESS WORK**



The **HEATH SPRING & NOTION CO. LTD**
HEADLESS CROSS, REDDITCH, ENG.
 Telephone REDDITCH 861 - 862

Connoisseur VARIABLE 3-SPEED GRAMOPHONE MOTOR



We present an entirely new three-speed unit operating a 33 $\frac{1}{3}$, 45 and 78 r.p.m. The full 12in. turntable is lath-turned and manufactured of non-ferrous material. The main spindle is precision ground and lapped to mirror finish and runs in phosphor bronze bearings. The synchronous motor is dynamically balanced and resiliently mounted, making it virtually vibrationless, with low noise level and low hum induction.

The speed change is arranged mechanically and gives a 2% variation on all speeds, the synchronous motor running at constant speed at all settings. No braking action is employed to obtain speed change.

It is suitable for playing standard transcription and micro-groove recordings. Input voltages 200/250 v. A.C. 50 cycles or, as specified to order for 200/250 v. A.C. 60 cycles, or 110 v. A.C. 50 or 60 cycles. Mounted on $\frac{1}{2}$ in. die-cast board 15 $\frac{1}{2}$ in. x 13 $\frac{1}{2}$ in. with $\frac{3}{8}$ in. clearance distance below motorboard. Speed selector turret is fitted at left rear of motorboard. On-off switch at left front also releases pressure on the rubber drive assembly. All motorboards are drilled to take Connoisseur Standard and Super Lightweight Pickups unless otherwise ordered. When used with these pickups mounted in position, $\frac{3}{8}$ in. clearance above motorboard is recommended.

Price: £20 + P.T. £7 2s. 6d. Total £27 2s. 6d.

NEW SUPER LIGHTWEIGHT PICKUP MARK II giving an extended frequency range on L.P. disc.


Head only (Standard or Microgroove) £7 + P.T. £2 9s. 10d Total £9 9s. 10d.
Pickup with one head £9 3s. 0d. + P.T. £3 5s. 2d. Total £12 8s. 2d.

OVERSEAS AGENTS: S. Africa: W. L. Procter (Pty.) Ltd., 63 Strand Street, Cape Town. Australia: J. H. Magrath & Co. (Pty.) Ltd., 208 Little Lonsdale Street, Melbourne. Canada: The Astral Electric Co. Ltd.; 44 Danforth Road, Toronto 13, Ontario. New Zealand: Turnbull & Jones Ltd., Head Office, 12/14 Courtenay Place, Wellington. Hong Kong: The Radio People Ltd., 31 Nathan Road, Hong Kong. Malaya: (Main Distributors) Eastland Trading Co., 1 Prince Street, Singapore. U.S.A.: (Main Distributors) Danby Radio Corporation, 19 South 21st Street, Philadelphia, 3. Pa. Audio Supply Laboratories, Nickels Arcade Buildings, Ann Arbor, Michigan.

A. R. SUGDEN & CO. (Engineers) LTD.
WELL GREEN LANE : BRIGHOUSE : YORKSHIRE
Phone : Halifax 69169. Grams : Connoisseur, Brighouse

WEYRAD

A COMBINED AM/FM RECEIVER ENABLES YOU TO ENJOY THE HIGH QUALITY OF B.B.C. TRANSMISSIONS ON V.H.F. WHILE RETAINING FACILITIES FOR THE RECEPTION OF MEDIUM AND LONG-WAVE BROADCASTS.



COMBINED AM/FM COIL PACK—TYPE B.60.

Completely assembled with four-position switch, valve holders, screens and all associated components. Designed for use with valves types 6AM6 (R.F. amplifier on FM only) and 6BE6 (frequency changer AM and FM). Dimensions—width 3 $\frac{1}{2}$ in., length 4 $\frac{1}{2}$ in. (plus switch spindle). Overall Depth 4 $\frac{1}{2}$ in.

PRICE 71/9 plus 23/4 P.T.

TUNING CONDENSER

The B.60 is designed for use with a special 2-gang condenser having separate sections mounted on a common rotor shaft. The low capacity sections are selected by the switch for FM tuning.

PRICE 22/-.

TUNING SCALE TYPE TS60.

Printed on glass in 3 colours. Calibrated with station names on L.W. and M.W. Frequency calibration only on FM band. Size 9in. x 4 $\frac{3}{4}$ in. Pointer travel 7in. horizontally.

COMBINED AM/FM I.F. TRANSFORMERS AND RATIO DETECTORS.

I.F. type P21/1, price 12/6. R.D. type P21/2, price 14/2.

THESE COMPONENTS CAN BE ALIGNED WITH VERY SIMPLE TEST EQUIPMENT, CIRCUIT DIAGRAMS AND ALIGNMENT INSTRUCTIONS SUPPLIED.

WEYMOUTH RADIO MFG. CO., LTD., CRESCENT STREET, WEYMOUTH, DORSET

INDICATOR UNIT. TYPE BC-929-A. Complete with 3BPI C.R. tube (with screen and base), 2-6SN7, 6G6, 2-6H6, 6x5 and 2x2 valves, resistors condensers, potentiometers, etc. Ideal for constructing oscilloscopes, etc. Brand new in original cartons, with black crackle case 14½ in. x 9 in. x 9 in. Price 47/6, plus 5/- carriage and packing.

TRANS./REC. UNIT. TYPE 7/APN-1. with 3-12SJ7, 4-12SH7, 2-12H6, 2-9S5 and 2-9004 valves (but less OD3 volt. stab.), 27v. D.C. Dynamotor, Resistors (incl. 3-1 megohm 1%), Condensers, Pots, etc. Covers approx. 445 mc/s. Price 27/6, plus 5/- carriage and packing.

PACKARD-BELL TYPE AMPLIFIERS. Complete with 6SL7 and 28D7 valves, midjet relay, resistors, condensers, pot, 8-way midjet plug and socket. Brand new in original cartons, with circuit. Price 12/6 only.

MASTER CONTACTOR, TYPE Z, with a superb clockwork movement. Gives two impulses per second; 7 hours running. Brand new in sound-proof case. Ideal for constructing photographic timers, etc. Price 9/6, plus 1/6 post and packing.

SANGAMO MOTOR UNITS. These are brand new pre-paid meter movement with dozens of gears, and a Sangamo-Weston 200-250 v. A.C. 50 cycles motor (silent running). Has numerous applications (clockmaking, etc.). Price 10/6 each, plus 1/6 postage.

BLOCK CONDENSERS (AMERICAN). Oil filled. 1 mfd. 3600 v. D.C. wkg., 5/- each, plus 1/6 post; 2 mfd. 1000 v. D.C. wkg., 3/6 each, plus 1/3 post; 7 mfd. 800 v. D.C. wkg. 6/6 each, plus 1/6 post, also 4 mfd. 1000 v. D.C. wkg. (English), 3/9 each, plus 1/3 post.

SPECIAL OFFER. POTENTIOMETERS. 2000Ω linear with D.P. switch, at 12/6 per doz., 100 kΩ carbon with S.P. or D.P. switch. Fair lensed spindle, 1/6 each; 12/- doz. 20 kΩ wire wound ½ spindle, at 1/6 each; 15/- doz. 2 kΩ wire wound, ¼ in. spindle, at 1/6 each; 15/- doz. **MAINS TRANSFORMERS (SLIGHTLY SUB-STANDARD).** Input, 200-250 v. Output 250-0-250 v. 60 mA., 6.3 v. 1.5 a., 6.3 v. 1.5 a. (tapped 5 v.). Price 7/6 each, plus 1/6 post.

FILAMENT TRANSFORMERS. Input 210-240 v. A.C. Secondary 6.3 v. 6 a., 6.3 v. 4 a., 2 v. 2 a., 30 v. 60 mA., at 14/6 each, plus 1/6 post. Also Transformers with Secondary Windings, 6.3 v. 6 a., 4 v. 4 a., 2 v. 2 a. and 30 v. 60 mA., at 14/6 each, plus 1/6 post. These transformers are new.

SPEAKER OUTPUT TRANSFORMERS FOR BATTERY RECEIVERS, at 3/- post paid.

POTENTIOMETERS (U.S.A.). 1 meg.Ω double bank with 7/16 in. spindle, 2/6 each; 24/- doz. 2 meg.Ω double bank pre-set type, 2/- each; 20/- doz., plus 1/6 post.

PRE-SET POTENTIOMETERS. TV types, viz. 50 kΩ and 100 kΩ, at 1/6 each; 15/- doz.

YAXLEY SWITCHES. 8-way, single pole. Midjet type with 1½ in. spindle. Three-pole 3-way single bank midjet type with ½ in. spindle, at 1/6 each; 15/- doz.

PUSH-BUTTON SWITCHES. D.P.S.T., 3.5 amp., 250 v. Hold-on safety switch for rack-mounted equipment, etc. Price, 3/6.

FEEDER-ROOT KEY, COUNTERS, 0-9999 with drive coupler. Brand new and boxed. Price 7/6 each.

TELCOTHENE TWIN-FEEDER. 2-1/1.036. Type K20C., 3/6 per doz. yards.

CO-AXIAL CABLE. Standard 80Ω impedance. 7d. per yard, min. 12 yds., plus 1/- post. Brand new current stock.

RELAYS. 300 Types. 6500Ω. 1 break. 1 change-over. Brand new and boxed. Price 8/6 each, plus 9d. post.

NEONS, MIDJET. TYPE CV988. 150 v. striking. Brand new and boxed, at 1/6 each; 15/- doz.

HAND GENERATOR POWER SUPPLY UNIT No. 7 (ZA17571), with hand generator and cut-out but less accumulator. Can be used as a wind generator or as ordinary hand-operated charger for 6 volt batteries. Will give sufficient current to a "flat" battery to start a car. Complete in case (17in. x 10in. x 7½in.) with full working instructions. Brand new in original cartons, 19/6, plus 3/6 carriage.

VALVE HOLDERS, Ceramic Int. octal, at 1/3 each; 12/- doz. Ceramic 807, at 1/3 each; 12/- doz. Rubber-mounted B9A (anti-microphonic) Noval, at 7/6 doz. Ceramic B9G (EF50), at 8/6 doz. B9A Ceramic with screen cans, 1/3 each. Ceramic B7G with screen cans, 1/3 each.

1355 RECEIVER. The well-known receiver for TV conversion. Brand new and complete with all valves. Price, 22/6, plus 5/- carriage.

"GRIMES" LANDING LAMP. Complete with bulb, and motor for deflection of beam. Brand new and boxed, 17/6, plus 3/6 post and packing.

FOR THE 2-METRE FANS, 2-METRE TX TANK TUNERS. Consisting of butterfly tuning condenser, silver-plated tank coil, H.T. choke and mounting base. Brand new and boxed, 1/6 each.

VALVES. EF50, at 5/- each; 54/- doz. EF50 Red Sylvania, 6/- each; 66/- doz. SP61 (VR65), EA50 Diodes, at 2/- each; 20/- doz. VS70, at 3/6 each.

GERMANIUM CRYSTAL DIODES. Wire-ended, 1/6 each; 15/- doz.

LOW RESISTANCE EARPIECES (8.2Ω). at 4/- per pair, WITH HEADBAND, plus 1/- post.

MIDGET CARBON MIKE INSERTS. Size 1½ in. dia. Brand new and boxed at 1/3 each, post free.

TANNOY POWER MICROPHONE INSET. For Tele L.S. No. 1, 2 and 3 (YA2815). Brand new in sealed tins. Price, 2/6 each, plus 6d. post.

CONDENSERS. B.I. TYPE. .02 mfd. 5 kv. wkg., at 2/- each. .03 mfd. 2.5 kv. wkg., at 2/- each. .05 mfd. 2.5 kv. wkg., at 2/- each. .25 mfd. 1.5 kv. wkg., at 1/3 each. .1 mfd. 1.2 kv. wkg., at 1/- each. .05 mfd. 800 v. wkg., at 6d. each.

AMERICAN SPRAGUE METAL TUBULAR WIRE-ENDED .1 mfd. 350 v. wkg. CONDENSERS, at 5/6 doz.

ELECTROLYTIC CONDENSERS. Brand new current stock. 20 mfd. 500 v. wkg., 2/6 each; 5 for 10/-, 100 mfd. 450 v. wkg., 2/6 each; 5 for 10/-.

Please add 1/3 postage.

I.F. TRANSFORMERS. 465 kc/s. Size 1½ in. x 1½ in. x 2½ in., at 3/9 per pair.

VITREOUS RESISTORS (10W/10102) 12,000Ω 80 watt, at 2/6 each; 20,000Ω 80 watt, at 2/6 each; 25/- doz.

R.F. MONITOR TYPE 114, with 2 EF50 valves and EA50 Diode, mounted on neat chassis, 4in. x 4½in. Price 12/6, plus 1/6 post.

15 AMP. DROPPER RESISTANCES. 745Ω-280Ω, 3in. long, 520Ω-143Ω, 3in. long, and 900Ω-280Ω, 3in. long, all at 1/- each, plus 3d. post.

CERAMIC 100F TRIMMERS (Postage Stamp Type), at 3/- doz.

OCTAL PLUGS (with covers). Fits into int. octal holder to make a useful 8-way plug and socket, 9d. each; 8/6 doz.

12-PIN PLUG AND SOCKET (Paxolinc), at 9d. pair; 8/6 doz. pairs.

MOVING COIL HEADPHONES, at 10/6 per pair, plus 1/6 post.

PLEASE WRITE NAME AND ADDRESS IN BLOCK LETTERS

C. MARKS & Co. (Newport, Mon.) Ltd.

90 COMMERCIAL ST., NEWPORT, MON.

Telephone : Newport 64711

Also at 25 Wyndham Arcade, Cardiff


All mail orders and enquiries to Newport branch please.

PROOPS BROS LTD

The Walk-around Shop

TYPE 62a INDICATORS


Ideal for conversion to oscilloscopes, T.V. units, etc. Containing V.C.R.97, 12 VR.91 (EF.50), 2 VR.54 (EB.34), 3 VR.92 (EA.50), 4 CV.118. Slow-motion dial, 13 Pots and scores of useful components. Size: 8½" x 11½" x 18". New in wooden packing case.



£3. 0. 0. carriage 7/6.

ABSORPTION WAVEMETER

Easily converted to 2 metres or 70 cm. In Copper-plated metal case 3½" x 4½" x 5½" with dial calibrated 0-100 and 80V Neon Tube. Coverage approx. 190-210 Mc/s. New, 6/6 each post paid.



REFLECTOR in bakelite case

fitted with small bayonet cap holder. Size 5 inches in diameter by 3 inches deep. 2/6 post paid



R.F. UNITS

- R.F. 24 20/30 Mc/s Switched Tuning Valved 9/6 ea.
 - R.F. 25 40-50 Mc/s Switched Tuning Valved 9/6 ea.
 - R.F. 26 50-65 Mc/s Variable Tuning Valved (Dials Damaged) 15/-
- Packing and postage 2/- ea.

DINGHY TRANSMITTERS B.C. 988

American manufacture in new condition. Comprising 12A6, 12SC7 valves. Excellent Hand Generator (can be used as Mains A.C. Motor) with extensive chain of gears, plus a quantity of useful Radio components. Bargain price £1. Packing and postage 10/-

F.L. 8a RADIO FILTERS. 10/6 ea. 1/6 post & packing.

ELECTROSTATIC LOUDSPEAKERS

High fidelity Electrostatic Tweeters 3,000 to 20,000 cycles. This loudspeaker is essential when receiving FM transmissions or reproducing high quality recordings and TV sound. 20,000 cycles response +10db. Type LSH 75 size 3" x 3" x ¼" Price 12/6 post paid. Type LSH 100 size 5" x 4" x ¼" Price 21/- post paid.

POTENTIOMETERS

American manufacture 100k & 25k ohms. Size 1½" dia ¼" Spindle (Carbon) 1/3 ea. post paid

PROOPS BROS. LTD. *The Walk-around Shop*

2-METRES!



RECEIVER TYPE R1392

FREQUENCY 95-150 Mc/s (2-3 METRES)
AIR TESTED 15 VALVE SUPERHET

Valve line up: 1st and 2nd R.F. Amp VR.136 (EF.54); 1st local oscillator VR.65 (SP.61); 2 Oscillator Multipliers VR.136 (EF.54); 3 I.F. Amp V.R.53 (EF.39); A.G.C. 6Q7; Output 6J5; Muting VR.92; (EA50); Noise Limiter VR.92 (EA.50); B.F.O. 6J7; Mixer VR.136 (EF.54); De Mod. 6Q7.

Slow motion Tuning over 95-150 Mc/s or can be Crystal controlled.

Power supply required: 240-250 volts at 80 mA 6.3 volts at 4 amps. Size 19" x 10" x 10" Standard Rack Mounting. PRICE £6. 19. 6. Complete with valves and circuit diagram. Packing and postage 17/6. 10/- returnable on packing case.

MAINS POWER UNIT TYPE 234 USED WITH R1392

Double smoothed. Input 200-250 volts 50 cycles. Output 240 volts at 200 mA. 6.3 volts at 6 amps. with volt-meter 0-300v Reading Input and Output voltages. Size 19" x 10" x 6 1/2" Standard Rack Mounting.

PRICE £3. 10. 0. Packing Postage 7/6 (limited quantities).



RECEIVER TYPE R1132

FREQUENCY 100-126 Mc/s. 11 VALVE SUPERHET

Valve Line Up: R.F. Amplifier VR.65 (SP.61); Frequency changer VR.65 (SP.61); Local Oscillator VR.66 (P.61); Stabilizer VS.70 (7455); 3 x I.F. Amplifiers VR.53 (EF.39); B.F.O. VR.53 (EF.39); Detector VR.54 (EB.34); A.F. Amplifier VR.57 (EK.32); Output VR.67 (6J5).

Switchable A.G.C. and A.V.C. Variable B.F.O.

Circuit diagrams with units. Easily converted to cover Wrotham Band. No alterations to wiring required. Conversion Slugs and instructions. 5/- Extra. Size 19" x 10" x 10". Standard Rack Mounting.

PRICE £3. 7. 6. Packing and carriage 15/- 10/- returnable on Packing Case.



MAINS POWER UNIT TYPE "3" USED WITH R1132

Double smoothed. Input 200-250 volts 50 cycles output. 240 volts at 80 mA. 6.3 volts at 4 amps.

Size 19" x 10" x 6 1/2" Standard Rack Mounting.

PRICE £2. 5. 0. Packing and postage 7/6 (Limited quantities)

Miniature POCKET RADIO

Incorporating high "Q" technique using the New Ferrite rod. Made possible by simple conversion of an ex-Govt. Hearing Aid.

Technical Details. A Germanium Diode Detector circuit followed by the existing 3 valve Amplifier, giving adequate amplification throughout the medium wave band.

This conversion can be carried out in approximately 30 minutes.

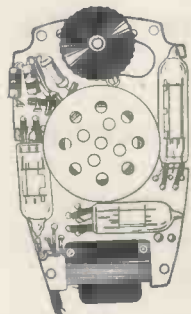

SEE and HEAR this Miniature POCKET RADIO demonstrated.

THE COMPLETE KIT OF PARTS includes a Type OL10 Hearing Aid (with Crystal microphone) in perfect working order with miniature ear phone and moulded ear insert attached: ferrite rod, germanium diode, components, circuit diagram and full instructions. Price £2 6s. 0d. post paid

ALL COMPONENTS SOLD SEPARATELY

Deaf Aid Unit with earpiece	£1. 15. 0.
Plastic Ear Mould	2. 0.
Ferrite Rod	5. 0.
Conversion Components	4. 0.
Batteries 1.5v. L.T. (Type D.18)	8.
30v. H.T. (Type B.119)	4. 3.

NOTE: As the crystal microphone is not used in the Pocket Radio, it can, if desired, be used as a general microphone and it does not require a matching transformer.



NOTE: Orders and Enquiries to Dept. 'W.'

Shop hours: 9 a.m. to 6 p.m.

Thursday: 9 a.m. to 1 p.m.

OPEN ALL DAY SATURDAY

PROOPS BROS. LTD.

The Walk-around Shop

52 TOTTENHAM COURT ROAD

LONDON

W.I.

Telephone: LANGham 0141

NEW LIFE FOR YOUR OLD RECEIVER!



TRANSFORM YOUR PRESENT SET AND HEAR RADIO UNDER PERFECT CONDITIONS OF RECEPTION

THE NEW TSL FM/VHF ADAPTOR UNIT. A laboratory designed TSL FM/VHF Adaptor attached to your present radiogram, AM table receiver or audio amplifier will enable you to hear the new VHF high fidelity transmissions from the B.B.C. without interference from cars and domestic electrical appliances, heterodyne whistles or static. This Adaptor is self-powered and completely self-contained and only one connection is required to turn your old AM set into a modern FM receiver. Automatic tuning by means of a Magic Eye indicator ensures that maximum selectivity.

DO IT YOURSELF. If you do not wish to buy this unique FM/VHF adaptor as a complete unit all the several components are marketed by TSL through all good Radio Supply Houses and a 32-page booklet called "FM TUNER CONSTRUCTION" giving practical wiring diagrams, layout and point-to-point wiring details is available. (Published by Barnards Publishers Ltd. Book No. 134 price 2/6.)

TECHNICAL SPECIFICATIONS & CIRCUIT DETAILS

THE CIRCUIT. The circuit contains 6 valves and 10 tuned circuits for maximum sensitivity and best signal to noise ratio. A grounded grid RF stage followed by additive mixer using a 6CC55 Twin Triode valve combine these two functions in a completely sealed permeability tuned unit. Two stages of IF at 10.7 megacycles with six tuned circuits employing two 6P89 valves give maximum gain followed by 6B91 double diode valve as ratio detector. 6Z50 and 6M50 or 6M84 valves are employed respectively as rectifier and Magic Eye tuning indicator.

SENSITIVITY. .9 Microvolts. The extreme sensitivity of the TSL FM/VHF Adaptor enables it to be used up to 100 miles radius of any FM transmitter. Tests show that good reception of the London FM transmitter is possible in such places as far distant as Bournemouth, Birmingham, Swindon and Norwich provided suitable aerials are used.

SIGNAL TO NOISE RATIO. The input of 1.8 microvolts gives a signal to noise ratio of better than 30dB.

RADIATION. Due to the sealed construction of the tuning heart oscillator radiation is at the extreme minimum and has not been bettered by any other commercially designed model.

TUNING DRIFT. High stability capacitors are used at all critical points and drift is less than 20 Kilocycles on any part of the band from a cold start to operating temperatures.

BANDWIDTH. Due to the unique design of this unit the audio range is from 15 to 20,000 cycles, free from distortion. This, of course, depends upon the strength of the signal received and the characteristics of the associated amplifier.

OUTPUT. Controlled by a ½ meg. volume control the output is up to 40 volts again depending on signal received.

FREQUENCY COVERAGE. Coverage is 85 to 101 megacycles. This allows adequate overlap at each end of the band and covers all the present and proposed FM/VHF transmissions in the U.K.

AERIAL DETAILS. For high signal strength areas an indoor aerial is quite adequate but for fringe area reception a simple folded dipole is advised.

SCALE. An illuminated scale 6½ in. long for easy tuning is incorporated in the TSL FM/VHF Tuner. Only machine cut gears are used in the dial mechanism which ensures that all backlash is eliminated.

TUNING. Perfect distortion free reception is obtained by means of a Magic Eye indicator.

ESSENTIAL COMPONENTS FOR THE TSL FM/VHF ADAPTOR.

VHF UNIT	
GÖRLER TYPE UT340	45/-
INTER-STAGE IF TRANSFORMER	
GÖRLER TYPE UF376	7/6
RATIO DISCRIMINATOR TRANSFORMER	
GÖRLER TYPE URF377.....	10/6
TSL HIGH STABILITY RESISTOR KIT	
15 RESISTORS	8/3
DRILLED CHASSIS.....	
TSL FM DIAL	37/6

IN CASE OF DIFFICULTY WRITE TO:

TECHNICAL SUPPLIERS LTD. HUDSON HOUSE, 63, GOLDHAWK ROAD LONDON, W.12

- T/V TECHNOLOGY
- RADIO ENGINEERING
- ELECTRONICS
- RADIO SERVICING

There's a big future in T/V and Radio Act now! Increase your knowledge. Back up experience with a sound theoretical background. I.C.S. offer courses of instruction in—

T/V TECHNOLOGY ● ADVANCED SHORT-WAVE RADIO ● RADIO ENGINEERING ● RADIO SERVICE ENGINEERING ● RADAR ● BASIC ELECTRONICS ● ELECTRONIC ENGINEERING ● FREQUENCY MODULATION.

I.C.S. will also coach you for the following examinations:—
B.I.R.E.; P.M.G. Certificate for Wireless Operators; Radio Servicing Certificate (R.T.E.B.); C. & G. Telecommunications, etc., etc.

DON'T DELAY—SEND COUPON TODAY for free descriptive booklet, stating which subject or examination interests you. Fees include all books needed. Examination students coached until successful.

Reduced terms for H.M. Forces.
 Dept. 223D, I.C.S., 71 Kingsway, W.C.2.

INTERNATIONAL CORRESPONDENCE SCHOOLS.
 Dept. 223D, International Buildings, Kingsway, London, W.C.2.

Please send Booklet on subject

Name..... Age

(Block letters, please)

Address.....



I.L.S. EQUIPMENT

WE CAN NOW OFFER THE ABOVE INSTRUMENT LANDING EQUIPMENT MANUFACTURED IN U.S.A.

R89/ARN5A — GLIDE PATH RECEIVER.

BC733D—LOCALIZER RECEIVER.

These units are brand new, and can be supplied A.R.B. approved, and are offered at a fraction of original cost.

Details from :

HENRY'S RADIO LTD.

5, HARROW ROAD, LONDON, W.2.

Paddington 1008/9 Cables : Henelec, London.

Henry's

RADIO COMPONENTS
ELECTRONIC & TELEPHONE EQUIPMENT
(RADIO LTD.)

5 Harrow Road, Paddington, W.2
Paddington 1008/9 and 0401
OPEN MONDAY to SAT. 9-6. THURS. 1 o'clock
SEND STAMPS FOR NEW 1955 28 - PAGE CATALOGUE

GOVERNMENT SURPLUS AND IMPORTED VALVES

1D6GT	10/-	6L7	7/6	12K6GT	8/6	EA50	2/-	TR233	10/-
1A7GT	12/6	6AM6	9/-	12Q7GT	8/6	D1	2/-	41MP	7/6
1H5GT	10/-	42	8/6	12SA7GT	8/6	EP36	8/6	SP61	4/-
1N5GT	10/-	43	8/6	12S7GT	8/6	EP39	8/6	SP41	4/-
1L4	7/6	75	8/6	12S7GT	8/6	EP32	6/6	V223	8/6
1Q5GT	10/-	80	8/6	12SK7GT	8/6	EL32	7/6	HL23DD	6/6
1A5GT	10/-	6L6G	10/-	12SR7	7/6	EP50 (Red)	8/6	TP25	8/-
1B5	7/6	6Q7GT	8/6	6D6	6/6	8Y1	10/-	PEN25	6/6
1B4	7/6	6RQ7GT	8/6	6C6	6/6	EL2	3/6	QP25	6/6
1T4	7/6	6S7GT	8/6	6ATG	8/6	LP2	4/-	QP21	8/-
1R5	7/6	6S7GT	8/6	6A8G	8/6	KT2	5/-	TP22	8/6
3B4	7/6	6SK7GT	8/6	TZ40	35/-	VP2	8/6	ATP4	4/-
3V4	7/6	6SN7GT	8/6	OZ4	7/-	SP2	8/6	MS/PEN	7/6
1LN5	8/-	6SL7GT	9/-	2B25C	8/6	TDD2A	8/6	PK25	12/6
1LD5	8/-	6SC7	10/-	2Z56G	8/6	VP2B	8/6	SA6	10/-
2U4G	8/6	6V6G	7/6	3Z4GT	8/6	21S8G	4/-	46	10/-
5Z4G	8/6	6V6GT	7/6	3Z5GT	8/6	866A	15/-	AC/PEN	10/-
5Z3G	8/6	6P6G	7/6	3S5LGT	8/6	354V	5/-	FC13C	10/-
MU14	8/6	6ACT	6/6	50L6GT	8/6	AD1	4/-	FC13S/c	10/-
6B8	7/6	6AG7	12/6	KT33C	10/-	8D2	4/-	428FT	6/-
6K6G	9/-	6CGGT	5/-	KT66	12/6	BDD	4/-	PENDD4029	7/6
6K7G	8/6	6J5GT	5/-	EB33	8/6	PEN46	6/6	VT501	7/6
6J7G	6/6	12A6	7/6	EP54	8/-	AC6PEN	6/6	U19	10/-
6N7GT	7/6	12K7GT	8/6	EB34	3/6	VP41	7/6	U19	10/-

"R.F. 26" F.M. CONVERTOR UNIT—88/100 Mc/s.

We can now offer this self-contained Unit comprising 6 Valves—2-6BA6, EB91, VR137, EP54, EP54. Two I.F. stages and separate local oscillator also Muirhead graduated vernier drive assuring easy tuning.

COMPONENTS OFFERED TO COMPLETE F.M. UNIT

- New RF26 Unit with 3 valves VR137, EP54, EP54. £1/15/-.
- Complete set of all components for conversion including 2 6BA6 and EB91, tuning condenser, I.F.T.'s Osc. and coils. Resistors and fixed condensers, plus wire and tag strips. £2/12/6.
- Instruction Book with technical circuit and complete lay-out diagrams. 1/6.
- Voltage required 250 v. 50 mA. 6.3 2 amps.
- Special offer of all above items and RF26, including circuit. £6/5/-, postage 3/-.

ALL ITEMS SOLD SEPARATELY

• Charge for alignment when completed. 7 6

• Assembled, aligned and ready for use. £8 10 0

Call for demonstration




PHOTO-CELLS

American 4-pin U.X. base. GS18, 71A and 865. Brand new. 17/6.

BRAND NEW AMERICAN EQUIPMENT

U.S.A. DYNAMOTORS

Input 12 v., output 250 v. 60 m/a. 22/6

Input 12 v., output 350 v. 180 m/a. 45/-

AMERICAN OIL-FILLED CONDENSERS

2 mfd. 600 v. wkg. 3/6

4 mfd. 600 v. wkg. 8/-

8+8+4 mfd. 600 v. wkg. 12/6

ALSO

8+8 475 v. wkg., tub can. 4/-

10 mfd., 475 v. wkg., tub can. 2/-

Telephone Handset (Press talk). 25/-

Co-Axial Conversion Plug.
Converts U.S.A. to British Pye-plug. 2/-

HALLCRAFTER Mike Transformer. 5/-

HALLCRAFTER Output Transformer. 5/-

HALLCRAFTER Modulation Trans. 5/-

HALLCRAFTER 3 gang Condenser 70 PF. 7/8

HALLCRAFTER 455 kcs. I.F.T. per pair. 10/-

HALLCRAFTER Relays 9/12 volt. 4/6

JENSEN 5in. P.M. Speaker. 21/-

RELAY UNIT TYPE BC442. 17/6

PHILIPS COMMUNICATION RECEIVER P.C.R.3

Brand new. In original cartons. Valves. Frequency 12/560 metres. Less power unit. Can be adapted for mains at cost of 35/- £10/10/- Carr. 7/6.

MEGGERS

EVERSHED WEE-MEGGER 0-20 meg. 250 volt. £8 0 0

RECORD "MINOR" 0-20 meg. 500 volt. £8 0 0

BOWTHORPE CONTINUITY METER 0-500 Ohm and 100-200,000 Ohm. £3 5 0

All in new condition and guaranteed.

B.S.R. RECORD CHANGERS

3-speed Auto-changer. Plays mixed records, cream finish. Crystal Turnover Pick-up. Listed £16/10/- OUR PRICE £7/19/6 CARR. PAID.


U.S.A. INDICATOR UNIT Type BC29A

These Units are in absolutely new condition. In black crackle cabinet 14 1/2 x 9 x 9in. Complete with 3 EFT C/R Tube, Shield and Holder, 2-6N7GT; 2-6HG0T; 1-6XGT; 1-2X2; 1-608, V/controls, condensers, etc. Ideal for scope. 65/- Carr. Paid.

TRANSMITTER/RECEIVER "38" WALKIE TALKIE SETS

With 5 valves 4-VP23 and ATP4. Throat Microphone, Headphones, Junction Box and Collapsible Aerial in absolutely new condition and guaranteed Air Tested. Freq. range 7.4 to 9 Mc/s. Range approx. 5 miles. Voltage 150 v. and 3 v. L.T. 58/8 Carr. 5/-.

CRYSTAL MICROPHONE INSERTS

8'6  **8'6**

POST FREE POST FREE

Ideal for tape recording and amplifiers. No matching transformer required.

62A INDICATOR UNIT

Containing VCR97 with Mu-Metal Screen 21 valves;—12-EP50, 4-8P61, 3-EA50, 2-EB34. Plus Pots., Switches, H.V. Cond., Resistors, Muirhead 8/M Dial, Double Deck Chassis and Crystal. BRAND NEW ORIGINAL CASES. 67/8. Carr. 7/6.

VIBRATOR PACKS, ETC.

Input 12 v., output 300 v. 44 mA. 25/-

Input 6 v., output 180 v. at 40 mA. 21/-

Vibrator Transformers 6 v. 180 v. 40 mA. 7/6

Vibrator Transformers 6 v. 250 v. 80 mA. 3/6

Vibrator Transformers 12 v. 250 v. 80 mA. 8/6

Vibrators 6, 12 or 24 v. 4 pin. 5/-

Vibrators 6 v. 7 pin synchronous. 12/6

Vibrators 12 v. 6 and 7 pin synchronous. 12/6

Vibrators 2 v. 7 pin synchronous. 7/6

PYE 45 Mc/s STRIP TYPE 3583 UNITS

Size 15 x 8 x 2in. Complete with 45 Mc/s. Pye Strip, 12 valves 10 EP50, EB34 and EA50, volume controls, and hosts of Resistors and Condensers. Sound and vision can be incorporated on this chassis with minimum space. New condition. Modification data supplied. Price 69/6. Carriage paid.

BC964A I.F.F.

Containing 13 valves 3-7193, 7-68H7, 3-6H6 metal-18 v. dynamotor and fan output 450 v. 60 mA. with three speed geared motor plus 4 relays, condensers and Resistors, in good condition. 35/- Carr. 5/-.

"426" CONTROL UNIT

Containing 4—Red EF50, 2-8P61, 2-RA50, 1-EB34 2-Single-gang .0005 Condensers, W/V Volume Controls and Switches, etc. Size 12 x 9 x 5in. 35/- Carr. 3/-.

INDICATOR UNIT TYPE 182A

Unit contains VCR517 Cathode Ray 6in. tube, complete with Mu-metal screen. 3 EP50, 4 8P61, and 1 3V4 valves, 9 wire-wound volume controls and quantity of resistors and condensers, suitable either for basis of television (full picture controlled) or Oscilloscope. Offered BRAND NEW (less relay) in original packing cases at 67/6. Plus 7/6 carr. "Radio-Constructor" scope circuit included.

RT/40/APNIX

U.S.A. Altimeter containing 13 valves. 3-12SJ7 4-12B7, 1-2H6, VR150 30, 2-955, 2-9004, plus 4 relays, magnetic sounder condensers and precision resistors. Also 12 volt dynamotor output 285 v. 75-ma. BRAND NEW ORIGINAL CARTONS. 65/-.

CATHODE RAY TUBES

VCRA 138A, 2 1/2 in. C/R Tube. Brand new in original cartons (carr. free) £1 15 0

VCR97. Guaranteed full T/V picture (carr. 2/-) £2 0 0

VCR517C. Guaranteed full T/V picture MU-METAL SCREENS for VCR97 or 517. P.P. 1/6 10 0

6in. ENLARGER for VCR97 or 517. P.P. 1/6 17 6

VCR97. Slight cut-off. Carr. 2/- 15 0

3BP1 Brand new £1 10 0

MUIRHEAD Slow motion drive 48-1 diameter 32 10/-

MUIRHEAD Precision slow motion dial and drive with cursor type D132A. 12/6.

ALL GOODS POST FREE UNLESS OTHERWISE STATED.

RADIO TRADERS LTD.

23 WARDOUR ST., LONDON, W.1. (Coventry Street end)
Phone No. GERrard 3977/8 Grams: "Radiotrade"

BARGAIN OFFER OF BATTERIES

4½ v. Heavy Duty Bell Battery. Size 6½ x 4½ x 2½in.....	4/6
72 v. H.T. 1.5 v. L.T. Size 6 x 5 x 1½in.....	5/-
150 v. H.T. Size 2½ x 5½ x 1½in.....	5/6
67½ v. Size 2½ x 1½ x 3½in.....	6/6
All batteries sealed and unused. All plus 1/6 post and pkg. Special reduction for quantities.	

ELECTROLYTIC CONDENSERS

16 mfd. 375 v., 2/- each.....	21/-
16 x 24 mfd. 350 v. 2/6 each.....	27/-
20 x 20 mfd. 275 v. 2/3 each.....	24/-
24 mfd. 350 v. 1/6 each.....	15/-
24 mfd. 450 v. 2/3 each.....	24/-
Condenser Clips for above.....	3/6

BIAS CONDENSERS

50 mfd. 12 v. Single Hole Fixing 1/- each.....	10/6
100 mfd. 6 v. Tag End 10d. each.....	9/-
100 mfd. 25 v. Tag End 1/3 each.....	12/-

BLOCK PAPER CONDENSERS

4 mfd. 400 v. D.C. 3/6 each. Many other types in stock. Your enquiries invited.

LARGE ASSORTMENT OF TUBULAR CONDENSERS.....per doz.	6/-
MIDGET MICA CONDENSERS. .0001, .0002, .0003, .0004, .0005	5/-
200 Assorted Moulded Micacs. Popular Values.....	£2 10 0
230 Assorted Silver Micacs. Popular Values.....	£2 10 0
200 Assorted Carbon Resistors: ½, ¼ and 1 watt. Good selection	£1 10 0

SPECIAL OFFER

0.1 mfd. 12,000 volts test Mansbridge Condensers. Height 6½in. Width 3½in. Depth 2½in. Fixing Centres 4in. Plus 1/- post... 5/6

PAXOLIN SHEET

18 x 4½ x 1/16in., 1/- each; 10 x 10 x 1/16in., 1/6 each; 20 x 10 x 1/32in., 1/6 each; 20 x 10 x 1/16in., 3/- each.

RESISTORS

Carbon ½ watt 2/6; ¼ watt 3/-; 1 watt 4/-; 2 watt 6/- per doz.
WIRE WOUND AND VITREOUS. 5 watt 1/6; 10 watt 2/6; 15 watt 3/-; 20 watt 3/6 each.

HIGH STABILITY. ½ watt 5% 6d.; ¼ watt 5% 9d.; 1 watt 5% 1/3 each. A few values in 1% and 2% still available.

ALL ORDERS FOR RESISTORS C.O.D. PLEASE AS WE CANNOT GUARANTEE TO STOCK ALL VALUES.

W.W.V/CONTROLS. ALL WELL-KNOWN MAKES. Pre-set 2/6 each. Spindle types 3/- each. Values from 5 ohms to 50k.

V/CONTROLS WITH SWITCH 5k, 50k, ½ meg., 1 meg..... 3/6 each

V/CONTROLS Less Switch. Most values spindle and preset..... 2/- each

METERS

0-300 mA. 2½in. Flush Mounting. Brand new. Guaranteed	8/6 each
0-500 mA. 2½in. Flush Mounting. Brand new. Guaranteed	10/6 each

TWIN GANG .0005 Less Trimmers 6/6 each

4-Way push button units 2/6 each 27/- doz.

Push Button Knobs 3/- doz

TAG STRIPS. 3-way 2/-; 4-way 2/6; 5-way 3/-; 7-way 4/-; 28-way 12/- doz.

SLEEVEING. 2 mm. 2/6; 3 mm. 3/6; 4 mm. 4/6; 5 mm..... 5/6 per doz. yd.

POINTER KNOBS. Small black with white line, standard ½in. spindle 7/6 doz.

WANDER PLUGS. Red and Black..... 2/- doz.

PHILIPS TRIMMER TOOLS. 1/- each..... 10/6 doz.

BELLING-LEE FUSE HOLDERS. Type L.356 (Pnl. Mfg.)... 2/6 each

WEARITE COILS. PA4, PO4, PA5, PO5, 1/3 each..... 12/- doz.

VALVE HOLDERS. Moulded B9A 7/6; B7G 6/-; Int. Oct. 9/-;

Eng. Oct. 4/6 doz.

VALVE HOLDER FITTED WITH LOWER CAN 1/6 per doz. extra.

Screening Cans for B7G and B9A..... 6/- doz.

Paxolin V/H Int. Oct. B9A, B7G 5/- per doz.; Eng. Oct., 5-pin, 7-pin..... 3/- doz.

STANDARD SCREENING CANS 3-piece 1/- each; Spring loaded

BELLING-LEE PLUGS AND SOCKETS, 5-pin 1/9; 7-pin 2/-;

10-pin 2/6 each

AIR SPACED TRIMMERS 5, 10, 15, 20, 25, 50 and 75 of pre-

set and spindle types 1/6 each..... 15/- doz.

PYE PLUGS AND SOCKETS 1/6 per pair, " Tee " pieced

GROMMETS 1 grs. assorted grommets ½in. to 1in..... 8/6 gross

POST OFFICE LAMP JACKS No. 10 1/- each..... 9/- doz.

Lamp covers for same..... 3/- doz.

WESTINGHOUSE KHI Half-wave Rectifier, rating

6 v. at 10 mA., 2/6 each..... 27/6 doz.

OUTPUT TRANSFORMERS. Multi-ratio, 5/- each; Pentode

or power 4/- each

DRUM DRIVES, 3½in..... 1/- each

WESTECTORS, WX6, WX12, W12, W4, 1/- each..... 9/- doz.

ARCOLECTRIC (Whitney Lamp), Red, Green, Clear, 1/6 each

SIGNAL LAMP HOLDERS. Panel mounting, complete with

adjusting lampholder, 2/- each..... 21/- doz.

NUTS 8BA 3/-; 6BA 2/6; 4BA 3/-; 2BA..... 4/- per gross

SOLDER TAGS 2/6 per gross; Shakeproof Washers..... 2/- per gross

JONES PLUGS AND SOCKETS. 4-pin 2/6; 6-pin 3/-;

8-pin 3/6; 10-pin 4/-; 12-pin..... 6/- pair

CASH WITH ORDER OR C.O.D. ALL ORDERS DEPT.W.1

ALL ORDERS FOR LESS THAN £2 ADD POSTAGE

We Invite your enquiries for items not listed

Trade Counter open 9 to 6 Monday to Friday

Callers Welcomed

WHOLESALE, MANUFACTURERS' AND EXPORT ENQUIRIES INVITED



PRECISION HI-FIDELITY MAGNETIC SOUND HEADS

HALF TRACK HEADS AVAILABLE:

Model SRP Record/Play Head.....	£3 5 0
Model 6RP Super Fidelity Record/Play Heads...	£3 15 0
Model 5R Record Head	
(Used in conjunction with 6RP head).....	£3 5 0
Model 5E Erase Head.....	£3 5 0
Commercial "friction" type mounting stems...	4/- extra
Standard Heads—High Impedance, Low Impedance	
Heads and Special Heads made to order.	

SCREENING CANS:

All Mumetal	8/6 each
Composite (Steel/Mumetal)	4/6 each

We specialise—that is why deck manufacturers standardise our heads.

Model 5 range of desks to take 7in., 9½in. or 10½in. Reels. Push-button control—three heads—two speeds—three motors.

Write for details. Private or Trade supplied

BRADMATIC LIMITED

Station Road, Aston, Birmingham 6.

Telephone: East 2881-2. Telegrams: Bradmatic, Birmingham.



S.G. Brown

LIGHTWEIGHT HEADPHONES FOR LADIES

Specially designed for use with dictation and recording machines.



S. G. Brown provide Headphones and associated equipment for all known purposes. Brochure 'W' sent on request.

These Headphones are extremely light in weight—only 3½ ounces. They can be worn for long periods without the slightest discomfort. They do not disarrange the hair and are designed to ensure long and reliable service.

S.G. Brown, Ltd.

SHAKESPEARE STREET, WATFORD, HERTS.

Telephone: Watford 7241

- POLYSTYRENE MACHINING
- TOROIDAL COILWINDING
- CENTIMETRIC OSCILLATORS
- ULTRASONIC GENERATORS
- 'ANGLICISED' USA GEAR

These cover a wide field, but we also INJECTION MOULD, MAKE VHF RECEIVERS, WIND COILS AND TRANSFORMERS, MAKE PROTOTYPES


CAN WE BE OF SERVICE TO YOU?

BEL SOUND PRODUCTS CO.
MARLBOROUGH YARD, LONDON, N.19.
ARG 5078. AID APPROVED

PARKER'S SHEET METAL FOLDING MACHINE

Heavy Vice Model, Capacity 18 gauge M.S. x 2ft. wide. Loose Attachments for Radio Chassis Making Weight 22lb. Price 55/-. Attachments 1/6 per ft. Carriage 4/-. with attachments 5/6.

Also 18in. Model. Handles 16 gauge M.S. Price 55/-



PARKER'S SHEET METAL HACK-SAWING TOOL



This device makes it possible to hack-saw thin M.S. sheet metal with great accuracy. Suitable also for Aluminium, Asbestos, Plastic, Fibre etc. No distortion or curling of either half of the metal.

Bars are spring loaded and open to distance of approx. 3in.

The Tool is supplied with special sheet saw fitted with standard 12in. hacksaw blade which can be replaced when worn or changed to suit different materials. Floor model. No bolting. 2ft. capacity. Complete £3/15/-. Carriage 6/-.

Machines guaranteed. Send for details.

A. B. PARKER
WHEATCROFT WORKS, WELLINGTON ST.,
BATLEY YORKSHIRE. Tel: Batley 426

Easily the finest value obtainable!



RADIO/GRAM RECORD STORAGE CABINET

Dimensions:
32in wide x 33 1/2in high x 16in deep.

A handsome housing for your equip-

ment—distinctively designed to add a touch of elegance to your home. Luxuriously veneered in beautifully figured, matching walnut. Soundly constructed with solid sides, contemporary Flap Top and doors of tough 3/4in. laminates, 5/8in. laminated ends and top, hardboard back, motor board and veneered dial panel. Two spacious cupboards provide ample room for records. The flap is piano-hinged and the bureau front is of the latest pattern.

Supplied complete..... £16 · 10 · 0

Supplied as kit for home assembly and finishing £12 · 10 · 0

Carriage 12/6 extra. Easy terms are also available, if desired.

Trade enquiries invited.

W. G. TURNIDGE & CO. LTD.
58 VIADUCT ST., LONDON, E.2. Tel: B/Shopsgate 1614/5

TO OVERSEAS BUYERS, LABORATORIES AND OTHER USERS.

We invite your enquiries for all types of U.S.A. surplus electronic equipment.

ALTHAM RADIO COMPANY,
Jersey House, Jersey Street, Manchester, 4.
Telephone: Central 7834/5/6

Largest stocks of Government surplus equipment in Europe.

INSULATED INSPECTION MIRROR



A one-piece steel handle securely soldered to a shell carries a 24 mm. diameter glass dental type mirror.

All the exterior is coated with a thick continuous layer of synthetic insulating compound.

The mirror can be used with convenience and safety for the inspection of switch gear, relays, etc.

No. 1195 either plane or magnifying mirror. List No. 168 illustrated and describes this and other dental types of inspection mirrors.

MANUFACTURED BY—

GOWLLANDS LTD., MORLAND ROAD, CROYDON, SURREY
Obtainable from Small Tool or Scientific Instrument Dealers

"MUST HAVE" BARGAINS!

BC.610 MODULATION TRANSFORMERS. Brand New spares for this famous American Transmitter. In Makers Original Cases. ONLY £5 each.

RF UNITS TYPE 26. For use with the R.1355 or any receiver with a 6.3 v. supply. This is the variable tuning unit which uses 2 valves EF54 and 1 of EC52. Covers 65-50 Mc/s (5-6 metres). Complete with valves, and BRAND NEW IN MAKER'S CARTONS. ONLY 29/6 each.

"PYE" 45 MC/S I.F. STRIP. Ready made for London Vision Channel, this 5-stage strip contains 6 valves EF50 and 1 EA50. Supplied with circuit and details of very slight mods. required. BRAND NEW, ONLY 69/6 or less valves 50/-.

TRANSFORMERS. Manufactured to our specification and fully guaranteed. Upright mounting, fully shrouded, normal primaries.

425 v.-0-425 v. 250 mA., 6.3 v. 4 a., 6.3 v. 4 a., 5 v. 3 a., 65/-.
 350 v.-0-350 v. 160 mA., 6.3 v. 6 a., 6.3 v. 3 a., 5 v. 3 a., 47/6.
 350 v.-0-350 v. 150 mA., 6.3 v. 5 a., 0-4-5 v. 3 a., 37/6.
 250 v.-0-250 v. 100 mA., 6.3 v. 6 a., 5 v. 3 a., 37/6.
 250 v.-0-250 v. 60 mA., 6.3 v. 3 a., 5 v. 2 a., 21/-.
 Please add 2/- per transformer postage.

TRANSFORMERS, FILAMENT. 6.3 v. 2 a., 7/6, 6.3 v. 3 a., 10/6 (postage 1/-).

TRANSFORMERS, EHT. Upright mounting.

EHT for VCR97 Tube 2,500 v. 5 mA. 1 v.-0-2 v. 1.1 a., 2 v.-0-2 v. 2 a., 42/6.
 EHT 5,500 v. 5 mA., 2 v. 1 a., 79/6.
 EHT 7,000 v. 5 mA., 2 v. 1 a., 89/6.
 EHT 7,000 v. 5 mA., 4 v. 1 a., 89/6.
 Please add 2/- per transformer postage.

TRANSFORMER EHT. Unrepeatable "snip" 250 v. primary, secondary 2,000 v. R.M.S. (approx. 2,800 v. D.C.). Size 2½ x 2½ x 3in. H. + ½in. for tag panel. ONLY 15/- (post, etc. 2/-).

TRANSFORMERS, EX W.D. AND ADMIRALTY, built to more than 50 per cent. safety factor with normal A.C. mains primaries. Brand New and unused. 330-0-330 v. 100 mA. 4 v. 3 a., 22/6.

L.T. 6.3 v. 7.7 amp., 4.2 v. 2.5 amp. 4 v. 1 amp., 19/6.

L.T. HEAVY DUTY. Has 3 separate windings of 5 v.-0.5 v. at 5 amps., and by using combinations will give various voltages at high current. ONLY 39/6. Please add 2/6 per transformer postage.

SPECIAL OFFER. Ex-Admiralty L.T. TRANSFORMER. Normal mains input, output 4 v. 20 amps. C.T. New and unused, these have become damaged, but are still usable, the damage being confined to broken fixing lugs, and/or broken bakelite terminal panels. Formerly sold at 30/-, now offered at 17/6 (post, etc., 2/6).

COMMUNICATIONS RECEIVER R.1155

The famous ex-Bomber Command Receiver known the world over to be supreme in its class. Covers 5 wave ranges: 18.5-7.5 Mc/s., 7.5-3.0 Mc/s., 1,500-600 kc/s., 500-200 kc/s., 75 kc/s., and is easily and simply adapted for normal mains use. Full details being supplied. Aerial tested before despatch, BRAND NEW AND UNUSED IN MAKER'S TRANSIT CASES, ONLY £11/19/6.

BRAND NEW BUT SHOP-SOILED, also tested working before despatch, £9/19/6 (carriage 10/6).

A.C. MAINS POWER PACK OUTPUT STAGE, in black metal case, enabling the receiver to be operated immediately, by just plugging in, without any modification. Can be supplied as follows, WITH built-in 6½ in. P.M. Speaker, £5/5/-, LESS speaker, £4/10/- (carriage 3/6).

DEDUCT 10/- IF PURCHASING RECEIVER AND POWER PACK TOGETHER. Send S.A.E. for illustrated leaflet, or 1/3 for 14 page booklet, which gives technical information, circuits, etc., and is supplied free with each receiver.

V.H.F. RECEIVER R.1132.A

An 11-valve receiver, covering 100-124 Mc/s. Has large tuning dial with slow motion drive, R.F. and L.F. gain controls, phone and line output sockets, and 0-5 mA., tuning meter. In grey enamelled metal case with plated handles, size 18in. x 10in. x 1 1/2in. Complete with valves, circuit diagram and calibration chart. ONLY 65/- (carriage 10/6).

POWER UNIT TYPE 3

Made for use with the R.1132.A, this is a standard rack mounting job to match the receiver, and is for 200/250 v. 50-cycle mains with outputs of 250 v. D.C. 100 mA., and 6.3 v. 4 amps. Fitted with H.T. current meter and voltmeter, this is a first-class unit, and can be used for a variety of receivers. Used, but tested working before despatch. ONLY 90/- (carriage, etc., 5/-). Connecting Cable with Jones Plugs for receiver and power unit, 10/-.

COMMUNICATIONS RECEIVER P.C.R.2

Manufactured by Pye. 3 switched wave bands: 12-49 meters, 200-600 meters, 800-2100 meters. Valve line up 3 of EF39, 1 each 6K8, EBC33,6V6. Has large calibrated dial with slow motion tuning, aerial trimmer control and tone control. Output sockets provided for 3 ohms speaker. Requires normal 6.3v. and 250v. supply. Used, tested working before despatch. ONLY £4/19/6 (carriage, etc., 10/6). OR A.C. Mains version £7.5.0 (plus carriage).

BAND III CRYSTAL CALIBRATORS

Manufactured by Marconi Instruments. Frequency range 170-240 Mc/s. Has directly calibrated dial, and incorporates 5 Mc/s. crystal for accuracy of better than .001%. Internal power pack for normal A.C. mains operation. Completely self-contained in grey metal case size 15½in. x 10in. x 10in., and ready to operate, with spare set of valves, and instruction manual. In original makers transit case. BRAND NEW. ONLY £5/19/6 (carriage, etc., 10/6).

METERS

F.S.D.	SIZE AND TYPE	PRICE
100 milliamp.	D.C. 2½in. Flush circular ..	12/6
150 "	D.C. 2in. Flush square ..	7/6
500 "	thermo 2in. Proj. circular ..	5/0
20 amps.	D.C. 2in. Proj. circular ..	7/6
40 amps.	D.C. 2in. Proj. circular ..	7/6
30-0-30 amps.	D.C. Car type moving iron ..	5/0
15 volts.	A.C. 2½in. Flush, circ. mov. Iron ..	8/6

All meters Brand New in Maker's Cartons.

MODEL MAKERS MOTOR. Reversible poles. Only 2 in. long and 1½in. diameter, with ½in. long spindle. Will operate on 4, 6, 12 or 24 volts D.C. ONLY 10/6.

100 MICROAMPS METERS. 2½in. circular flush mounting. Widely calibrated scale of 15 divisions marked "yards" which can be rewritten to suit requirements. These movements are almost unobtainable today and being BRAND NEW IN MAKER'S CARTONS are a snip at ONLY 42/6.

POCKET VOLTMETERS. Not Ex-Govt. Read 0-15 v. and 0-300 v. A.C. or D.C. BRAND NEW AND UNUSED. ONLY 18/6.

TRIPLETT UNIVERSAL TEST METER.

Made by the famous American meter manufacturers. Size 7½in. x 6½in. x 4½in., and incorporates a unique tilting bakelite container size 5½in. x 3½in. which has two meters, a 5,000 ohms per volt moving coil for D.C. measurements, and a first grade moving iron for A.C. Resistance readings up to 7.5 megohms, A.C. and D.C. volts to 1,000 D.C. current to 250 ma. In addition A.C. meter can be used as an Output meter. Completely portable, with protective face cover. Thoroughly reconditioned. ONLY £9.19.6.

WALKIE TALKIE TYPE 18. Covers 6.0-9.0 Mc/s. Complete with valves, and transmitting and receiving units in metal case. In excellent condition. ONLY 79/6 (carriage, etc., 10/6).

TRANSMITTER RECEIVER TYPE 19 MK. 2.

The famous mobile unit as used in tanks, armoured cars, etc., etc. Wave ranges 2.0-8.0 Mc/s in two switched bands. Complete with all valves and 12 v. Power Unit on carrier. In first class condition. ONLY £9.19.6. CALLERS ONLY.

AVOMINOR CARRYING CASES.

Size 5in. x 5in. x 2in. with long carrying strap. In high quality leather with press stud fixing flap. Made for UNIVERSAL Avomitor. BRAND NEW. ONLY 7/6. (Postage, etc. 1/-).

CRYSTALS. British Standard 2-pin 500 kc/s. 15/-. Miniature 200 kc/s. and 465 kc/s. 10/- each.

SPEAKERS. P.M., 6½in. less trans., 19/6; 8in., less trans., 16/6; 10in. with trans., 27/6 (postage 2/- ea.).

CHOKES. 10H 60 mA., 4/-, 5H 200 mA., 7/6, 20H 120 mA., 10/6 (post 1/- ea.).

MU-METAL SCREEN FOR VCR97 TUBE, etc., ONLY 8/6.

CABLE. CLEARANCE OFFER of 16/012 twin polythene. Weatherproof, and suitable for outdoor use, 39/6 per 100 yard coil (carriage, etc., 3/6). S.A.E. for sample, trade enquiries invited.

Cash with order please, and print name and address clearly

U.E.I. CORPORATION

Radio Corner, 138, Gray's Inn Road, London, W.C.1. Phone: TERMINUS 7937

(Open until 1 p.m. Saturdays. We are 2 mins. from High Holborn (Chancery Lane Station) and 5 mins. by bus from King's Cross).

GOODSELL



Type PFA Pre-amplifiers

The latest PFA unit is built especially for use with our range of Williamson Amplifiers. Separate bass and treble control in equaliser section. Low noise—high gain, 5 mv. input, 6 valves.

Price **£20.**

★ Demonstrations of all these units at B.K. Partners Ltd., 229, Regent St., London, W.1. and Classic Electric Co. Ltd., Croydon.

Write for details of Williamson and Mullard 20-watt amplifiers and F.M. units

GOODSELL LTD.

40 Gardner Street · Brighton 1 · Sussex

Tel. : Brighton 26735

ALWAYS FIT



CASTORS

Select from our range of over 7,000 types and sizes. Capacities from a few pounds up to

30 TONS EACH

Wheel diameters from 2in. to 46in. SPECIFY—Quantity, Load per fitting, type of head fitting, type of wheel and running conditions.

Ask for Brochure


Leaf spring equalising castor shown for transport of delicate instruments.

Engineers, Patentees and Sole Manufacturers:

AUTOSET (PRODUCTION) LTD.
DEPT "H", 75-81 STOUR STREET, BIRMINGHAM, 18.
EDG. 1143 (3 lines). Estd. over 35 years.

Please mention "Wireless World".

A.T.10



PHILLIPS & BONSON LTD.

8, MILLFIELDS ROAD, LONDON, E.5

Tel. AMHERST 4331

high grade instrument cases
chassis · front panels · handles
cabinets



PRECISION SHEET METAL WORK • ASSEMBLY
AND WIRING • TAPE RECORDERS • AMPLIFIERS
• The "AMP-CHECK" • T.V. AERIALS

Write for full details.

A.I.D. & A.R.B. approved.

Best Buy at Britain's

R. C. A. AMPLIFIERS

MODEL M1-11220



- ★ Manufactured by world famous Radio Corporation of America.
- ★ Brand new and unused.
- ★ Power output 12 watts at 5-7.5-15-600Ω.
- ★ Valve line up, 2 of 6L6, 4 of 6J7, 1 of 5U4.
- ★ Tapped transformer for use on 190-250 volts A.C.
- ★ Grey crackled case, size 17 × 11 × 9in.

CIRCUIT SUPPLIED. **ONLY £9. 19. 6.** Plus 10/6 carriage

(LESS VALVES, AS SHIPPED BY MAKERS)

SET OF VALVES, NEW, BOXED, 59/6 POST FREE.

COLLINS TRANSMITTERS, Type TCS. 1.5 to 12 Mc/s. in 3 switched ranges. Calibrated V.F.O. and 4 Xtal. Osc. positions. Plate and aerial current meters. Built-in aerial matching. C.W. or R/T. Complete with 3 12A6's and 4 1625's. Amazingly compact, size only 13½ × 9½ × 10½in. deep. Ideal for Ham or marine use. Price £25. External power supply required.



CHARLES BRITAIN (Radio) Ltd.

11 UPPER SAINT MARTIN'S LANE
LONDON, W.C.2. Temple Bar 0545

Best Buy at Britain's

RECEIVER R1132A covers 100-124 Mc/s with variable tuning. Ideal for conversion to F.M. Complete with 11 valves and circuit diagram. Brand new condition. Requires external power supply. Regret owing to limited number these are only available for callers. Price 65/-.

COMMUNICATION RECEIVER PCR2 ex-government surplus manufactured by Pye Ltd. Three wavebands—12-50, 190-570 and 900-2,000 metres. Line-up: RF—EF39, FC—X61, 2 IF—EF39, Det., AVC, 1st AF—EBC33, Output 6V6. In black case size 17½in. x 9½in. x 8in., with crackle front, illuminated calibrated dial, flywheel tuning, aerial trimmer. Requires power supply and low impedance speaker. In first class condition, complete with all valves, £4/19/6. **SPECIAL OFFER**—can be supplied with built-in A.C. mains power pack, fully realigned and tested for £3 extra.

RECEIVER 25/73 (TR1196) superhet receiver with 465 kc/s I.F.'s. Complete with all valves—2-EF39, 1-EK32, 2-EF36, 1-EBC33. BRAND NEW with full conversion data. Price 30/- plus 2/6 post.

R.F. UNITS. ALL BRAND NEW and BOXED. RF24, 20-30 Mc/s, 12/6. RF25, 40-50 Mc/s, 17/6. RF26, 50-65 Mc/s, 29/6 and RF27, 65-85 Mc/s, 32/6.

COMMUNICATIONS RECEIVER R1155 BRAND NEW "MINT" condition, in ORIGINAL MAKERS' TRANSIT CASES. R1155A, £11/19/6. R1155B with super slow-motion drive, £12/10/- . R1155A, shop soiled models, as new, £9/19/6. Used models £7/19/6 "L" and "N" MODELS. Cover trowler and shipping bands. Excellent condition £17/19/6 Carriage on all models 10/6 extra. All receivers supplied with FREE BOOKLET giving circuit data and details of the power pack required for A.C. mains. Full re-aligned and aerial-tested before despatch and gladly demonstrated to callers. Send S.A.E. for full details of power packs and receivers or 1/3 for booklet. D/F. Loops and Visual Indicator Meters available.

AC MAINS POWER PACKS AND OUTPUT STAGE. Enable the R.1155 to be used to operate speaker from 200/250 volts A.C. without ANY MODIFICATION WHATSOEVER. All our power packs have heavy duty transformers, are complete with leads and Jones plugs and are guaranteed for 6 months. Type A in smart black metal case, size 8½in. x 4½in. x 6½in. less speaker, price £4/10/- plus 3/6 carriage. Type B With built-in 5in. speaker in black metal case size 13½in. x 5½in. x 7½in. Price £5/5/- plus 5/- carriage. Type C With an 8in. speaker in specially designed beautiful black crackle cabinet speaker to match receiver, size 11½in. x 10½in. x 6in. A de Luxe job. Price £6/10/- plus 5/- carriage. **NOTE: 10/- REDUCTION WHEN PURCHASING ANY OF THE ABOVE POWER PACKS WITH RECEIVER.**

45 Mc/s PYE STRIPS. Vision unit for London frequency. Complete with 6 EF60 and EA50. Circuit provided. Brand new. 59/6 each.

COMMUNICATIONS RECEIVER ADMIRALTY TYPE B.28 (MARCONI CR.100). Valve line up 2 RF, F.C. separate local Osc., 3 I.F.s, 2nd Det., Output, B.F.O. and rectifier. Self contained power supply 200/250 volts A.C. 50 c/s. Variable selectivity (crystal filter), 6,000, 3,000, 1,200, 300 and 100 cycles. Frequency coverage 60 kc/s to 30 Mc/s in six ranges, continuous except for gap between 420 to 500 kc/s. Size 16in. x 13½in. x 12in. Weight 82 lb. The set for the serious operator. Thoroughly overhauled in superb condition, complete with new valves and air tested prior to despatch. A real bargain at only £30.

E.M.I. OUTPUT METER

The instrument itself has a basic movement of 1 mA and incorporates a full-wave instrument rectifier. There are two ranges 0-500 milliwatts and 0-5 watts and also a decibel scale. The input impedance is 5,000 ohms. These are all BRAND NEW AND UNUSED in sealed individual Manufacturer's cartons, complete with instructions and are offered at about a third of list price. Only 35/- each plus 1/6 post.



AVO "ALL DRY" BATTERY ELIMINATOR—government surplus. For A.C. mains 200/250 volts, output 1.4 volts at 300 mA. and 65 volts at 10 mA. Employs metal rectifiers and V570 stabiliser. Size 8½in. x 5in. x 3½in. Suitable for all personal portable type sets, full instructions supplied. New, in cartons and all tested prior to despatch. Price 39/6.

X'TALS
465 kc/s S.T.C., 200 kc/s American G.E.C., ½in. pins, brand new and boxed at 10/- each. 100 kc/s ½in. pins, British at 15/- each.
1,000 kc/s ½in. pins, British standard 0.01% at 19/6 each.

DU MONT OSCILLOSCOPES. 5in. CRT, standard controls, 50 cycle mains operation. A de Luxe instrument suitable for laboratory use. Price £35. A few only Sylvania 'scopes, as advertised previously, still available at £30

MARCONI SIGNAL GENERATORS Typ TF390G. Brand new with spares, instruction manual and charts. Price £25. **HIGH VOLTAGE POWER PACKS** ex U.S.A. Brand new. Input 15 volts A.C., output 1,000 volts at 250 mA. Brand new complete with two 1616 valves, double choke and paper smoothing. £5/5/- plus 15/- carriage.

ERIE HI-K CERAMICONS. 1,000 pfd. A.B.A. chassis mtg. Particularly suitable for V.H.F. decoupling, etc. Price 10/6 dozen. **U.S.A. CHOKES.** Upright mtg. Black crackled, 4½ x 3 x 4in. high. 10 H. 200 mA. 100 ohms. 12/6 each.

RANGE	TYPE	SIZE	PRICE
50 Microamp.	D.O. M/C	2½in. flush circular	59/6
100 Microamp.	D.C. M/C	2½in. flush circular	39/6
500 Microamp.	D.C. M/C	2½in. proj. (scaled 10 V.)	12/6
500-0-500 MicroA.	D.C. M/C	2½in. fl. circ. (scaled 100-0-100 V)	25/0
1 Milliamp.	D.C. M/C	2½in. flush circular	22/6
1 Milliamp.	D.G. M/C	2½in. desk type	25/-
5 Milliamp.	D.C. M/C	2½in. flush square	7/8
10 Milliamp.	D.C. M/C	2½in. fl. circ. (blank scale)	10/8
100 Milliamp.	D.C. M/C	2½in. flush circular	10/6
150 Milliamp.	D.G. M/C	2½in. flush square	7/8
1 Amp.	Thermo.	2½in. projection	6/9
3 Amp.	Thermo.	2½in. flush square	5/-
20 Amp.	D.C. M/C	2½in. circular proj.	7/8
30-0-30 Amp.	D.C. M/I	Metal cased. Car type	5/-
50-0-50 Amp.	D.C. M/C	2½in. flush square	12/6
15 Volt	A.C. M/I	2½in. flush circular	8/8
300 Volt	A.C. M/I	2½in. flush circular	25/-
300 Volt	D.C. M/C	2½in. flush square	10/8
ALL METERS BRAND NEW.			

METER RECTIFIERS. 1 mA. Salford Instruments, 8/6; 5 mA. Salford Instruments 6/9; 2 mA., S.T.C. as used in E.M.I. Output Meter, 5/6. All are full wave bridge and brand new.

OUR METERS. 200-250 volts 50 c/s. 4½in. diam. Direct reading 1/10 to 10,000 hours in five scales, Indicates the time any A.C. mains operated apparatus has been in use. Ideal for life testing, process timing, etc. BRAND NEW and BOXED, 39/6 each.

GALVANOMETERS 79/6

These are moving coil, permanent magnet 4in. diam. Unipivot Instruments with knife edge pointer and 3in. mirror scale. Extremely sensitive movement 50-0-50 microamps, approx, with amazingly low internal resistance of approx. 50 ohms, the actual value being marked on each meter individually. Fitted with a movement clamping device which comes into operation when meter is lifted from bench. These are all in leather carrying cases and packed in original maker's carton. BRAND NEW, and outstanding value at 79/6 each.

TR-50-XM TRANSMITTER—RECEIVERS. 1.5 to 12 Mc/s. Separate Tx and Rx fitted in one cabinet, size 22in. high x 20in. wide x 14in. Wt. 130 lb. V.F.O. and 5 crystal positions. Ideal for marine use. Super job, price £60.

TRANSMITTER TYPE 12. Frequency coverage 1.2 to 17.5 Mc/s in four bands. M.O., Buffer, P.A., 2 stage Modulator, built-in stabilised A.C. mains power pack, P.A. Anode current meter M.C.W., C.W., and R.T. operation. V.F.O. or crystal controlled. Super "Table Topper" size 24in. x 12½in. x 17½in. Weight 134 lb. Complete with all valves ready for operation. In first-class condition and tested before despatch, with circuit and full instructions. Only £20 plus £1 carriage. Can be demonstrated to callers.

H.R. HEADPHONES. Consist of two high resistance earpieces with adjustable metal headbands. Price, less cord, 6/6.

HEAVY DUTY POTENTIOMETERS Wirewound on porcelain former, 2½in. diam. 20 W. 1,200 ohms, 6/6 each. Colvern-type wirewound 5,000 ohms, 2½in. diam. 7/6 each.

EX-ADMIRALTY. Primary 250 v. 50 c/s. Secondary 5-0-5 v. 5-0-5 v., and 5-0-5 v., all at 5 amps., each winding. This means, in effect that you can have 5, 10, 15, 20, 25, 30 v. at 5 amps. or other possible combinations. Size 4½in. x 4½in. x 6in. high. Weight 12 lb. BRAND NEW. A very useful transformer at only 39/6.

HEAVY DUTY L.T. TRANSFORMERS. Standard tapped primary. Type A 30 v. 36 amp. or Type B, 50 v. 16 amp. Size 6in. x 5½in. x 8in. high. Weight 24lb. BRAND NEW, not ex-Govt. Suitable for soil heating, rectifiers, chargers etc., special offer, 55/- each, plus 5/- carriage. **EX-ADMIRALTY.** Primary 230 v. 50 c/s. Secondary 620-550-375-0-375-550-620 v. (620 v. at 200 mA., 550 v. at 250 mA.). Two rectifier windings at 5 v. 3 amps. each. Total rating 278 VA. Upright mtg., weight 24lb. BRAND NEW, 39/6.

BAND III CRYSTAL CALIBRATORS by MARCONI INSTRUMENTS. Ex-Govt. Freq. range 170-240 Mc/s. Directly calibrated dial. 5 Mc/s. crystal oscillator. Self-contained power pack for A.C. mains operation. Grey metal instrument case, size 15½in. x 10in. x 10in. Complete with crystal and all valves, spare set of valves, instruction manual, BRAND NEW IN ORIGINAL TRANSIT CASE, a real SNIP at only £5/19/6.

BARGAINS, BARGAINS, BARGAINS. HUGE STOCKS OF COMPONENTS. RECEIVERS, VALVES, AT SPECIAL REDUCED PRICES FOR CALLERS.

CHARLES BRITAIN (Radio) Ltd.

11 UPPER SAINT MARTIN'S LANE
LONDON, W.C.2. TEMple Bar 0545

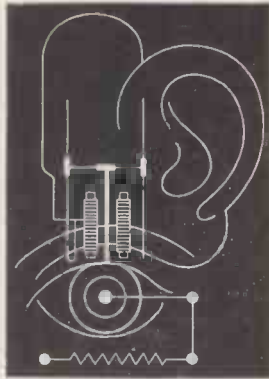
One Minute from Leicester Square Station (up Cranbourn Street)

Shop Hours : 9-6 p.m. (9-1 p.m. Thursday)

Open all day Saturday



SMITH'S FOR TECHNICAL BOOKS



Books on radio theory, practice and maintenance for the beginner and books on new developments in circuit design, new components, methods of application, and the established text books can be obtained through your local Smith's shop or bookstall. Books not in stock at the branch can be quickly obtained from Head Office.

★ Your stationery and printed matter can also be supplied through our local branch.

W. H. SMITH & SON

FOR BOOKS ON ELECTRONICS

Head Office: STRAND HOUSE, LONDON, W.C.2

BK CUSTOM-BUILT LOUDSPEAKER ENCLOSURES

The H.R.L. 12

A new sidewall version of the WRL.12 enclosure, the H.R.L. 12 is suitable for use with high quality low resonance 12in. bass units and one or more HF unit for which a special compartment is provided. Available in Oak, Walnut or Mahogany finishes.



PRICE £24

Twin speaker assemblies complete from £37/10/-. Packing and carriage extra.

★ H.P. TERMS AVAILABLE.

This and other high fidelity equipments are demonstrated at our show-rooms. Daily 10.30 a.m.—5.30 p.m. Saturdays 10.30 a.m.—12.30 p.m.

B. K. PARTNERS LTD.

229 REGENT ST., LONDON, W.1. (Entrance Hanover St.) Phone: REG 7363



METERS

LARGE AND VARIED STOCKS AVAILABLE FOR IMMEDIATE DELIVERY

EXAMPLES FROM OUR RANGE OF 2½in. FLUSH PATTERN MOVING COIL INSTRUMENTS (as illustrated)

- AMPERES D.C. 0-1, 2, 3, 5, 10, 15, 20, 25, 30, 50.
- MILLIAMPS. 0-1, 1-0-1, 0-5, 10, 15, 20, 25, 30, 50, 100, 250, 500.
- MICROAMPS. 0-25, 0-50, 100, 200, 250, 400, 500, 750, 50-0-50, 100-0-100, 250-0-250, 500-0-500.
- AMPS. R.F. 0-1, 3, 5, 10, 15, 25, 30.
- VOLTS D.C. 0-1, 5, 10, 15, 25, 50, 100, 250, 500, 750, 1,000, 1,500, 2,500.
- VOLTS A.C. 0-5, 10, 15, 25, 50, 100, 250, 500, 750, 1,000.

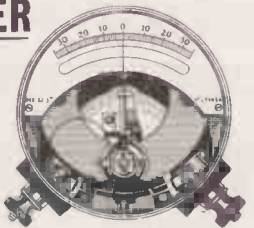
We can supply meters with NON-STANDARD CURRENT and VOLTAGE RANGES to any specification. DELIVERY 7-14 days. MOVING IRON, THERMO & ELECTROSTATIC INSTRUMENTS. 2in. SQUARE FLUSH, 3½in. ROUND FLUSH AND INDUSTRIAL INSTRUMENTS ALSO AVAILABLE FOR PROMPT DELIVERY.

SPECIAL OFFER

CAMBRIDGE UNIPIVOT GALVANOMETERS

at £7.7.0. each.

FULLY GUARANTEED (ORIGINAL MAKERS PRICE £14.10.0.)



Apart from their normal use in Bridge circuits, etc., these instruments are ideal for conversion to Millivoltmeters for use in conjunction with Thermo-couples as Temperature Indicators.

Specification: Moving Coil with a robust permanent magnet, the instrument is fitted with a clamping device, which operates if the Galvanometer is lifted from the bench. F.S.D. 60-0-60 microamps, resistance 50 ohms (6 millivolts), scale 3in., with knife edge pointer and mirror scale. Diameter 4in., Depth 2in. These instruments can be supplied modified to any special range of millivolts required, with normal end zero position at an extra cost of £1.

ANDERS ELECTRONICS LTD.

91, HAMPSTEAD ROAD, LONDON, N.W.1

Telephone: EUSton 1639

Suppliers to Govt. Depts., B.B.C., Tech. Colleges. Leading Manufacturers & Research Laboratories



BELCLERE

MINIATURE

INPUT, OUTPUT AND INTERSTAGE TRANSFORMERS

We specialise in the manufacture of coupling transformers to customers' requirements. An illustrated brochure describing the range of transformers we manufacture will gladly be sent on request.

Illustrated above is a standard input transformer type "E" size 1in. x ½in. x ½in. overall, available with varnish dip finish, encapsulated block form, or in mu-metal screening can.

Quick delivery—low prices—maximum efficiency.

JOHN BELL & CROYDEN, 117 HIGH STREET, OXFORD

Telephone: 47072.

Cables: Belclere, Oxford.

Great Britain's Valve Order C.O.D. or remit with order



Mail-Order House Postage and packing 9d.

Table listing various vacuum tube types and their specifications, including models like 6BH6, 6BJ6, 6BR7, etc.

Table listing vacuum tube types and specifications, including models like KT74, KT76, KT81, etc.

Table listing vacuum tube types and specifications, including models like ZD152, 6BJ6, 12AT6, etc.

Table listing vacuum tube types and specifications, including models like EA50, HL13, HL19C, etc.



Also ask for Types not listed Great Britain's Valve



And 1,000s at Surplus Prices Mail-Order House

NO ORDINARY TAPE RECORDER

GELSONIC



The Celsonic High Fidelity Magnetic Tape Recorder gives you precise reproduction with the advantages of:
Superimposing device for recording words over music.
Synchronising unit for converting silent films to "talkies."

Up to 4,920ft. of tape at one session.

Send for details of this unique instrument to:
EXCEL SOUND SERVICES LTD. (Dept. W.D.X.),
Celsonic Works, Garfield Avenue, Bradford, 8.
Tel.: 45027.

Please PRINT your name and address.


AUTOMATIC COIL WINDING MACHINE

Type A1/1. (25-50 S.W.G.) Type A1/X. (19-46 S.W.G.)

This machine is the most modern on the market and it possesses many exclusive refinements including:

- Dustproof construction throughout
- Provision for winding up to four coils simultaneously.
- Micrometer traverse setting.
- Wire Gauge Indicator engraved with various wire gauges to which the machine can quickly be set.
- All steel parts are either cadmium or chromium plated.
- Instantaneous re-set counter reading up to 100,000 Turns.
- Entirely new Wire Tensioning Stand to hold two reels of wire.

We will be pleased to send you an illustrated leaflet giving a full technical specification on request.



KOLECTRIC LTD

73 UXBRIDGE ROAD, EALING, LONDON, W.5
Ealing 8322

ASK ARTHURS FIRST

Valves and C.R.T.s in great variety
AVO METERS IN STOCK

Avo Model 7	£19 10 0
Avo Model 8	£23 10 0
COSSOR Oscilloscope Model 1035	£120 0 0
COSSOR Oscilloscope Model 1052	£104 0 0
ADVANCE AND TAYLOR Meters always in STOCK	
LEAK TL/10 Amplifier and "Point One" Pre-Amplifier. Complete	£28 7 0
LEAK F.M. Unit with built in Power Supply	£33 15 0
JASON F.M. Unit with Power Pack	£19 7 0
CHAPMAN F.M. 81 Unit	£21 0 0

VALVE MANUALS	
Mullard	5 0
Osram	5 0
Osram Part 2	10 0
Brimar No. 6	5 0
Mullard Replacement Guide	2 6
Art and Science in Sound reproduction by F. H. Brittain, D.F.H.	2 6
Postage 6d. extra.	

FULL RANGE GOODMAN'S
LOUDSPEAKERS

Goods offered subject to being
unsold and to price alteration.

DEMONSTRATIONS OF
HIGH FIDELITY SOUND
REPRODUCTION

● WE WELCOME YOUR
ENQUIRIES on Radio and
Electrical

Arthur's

EST.
1919

PROPS: ARTHUR GRAY, LTD.

GRAY HOUSE, 150-152 CHARING CROSS ROAD, LONDON, W.C.2
TEMPLE BAR 5833/4 and 4765 Cables: TELEGRAY, LONDON



WOLF CUB

HOME CONSTRUCTOR ELECTRIC DRILL

Fitted with G.P.O. Approved T.V. Suppressor.

A beautifully efficient power unit for all home constructors, model makers and handymen. Takes all drudgery out of household repairs and construction jobs. With this as a basis you can soon build up a complete WOLF CUB Home Workshop. The Wolf Cub Drill drives all Wolf Cub Kits for Buffing, Vertical Bench Drilling, Fretsawing, Woodturning, Polishing, Drilling, Sawing, Wire-brushing, Sanding, Bench Planing, Grinding and Bench Sanding. Send to-day for fully illustrated brochure of all these magnificent Home Constructor Outfits... all obtainable separately on easy terms.

£5.19.6
complete or

12/-
deposit plus 2/-
p. & p. and 8
monthly instal-
ments of 15/-

LAFCO COMPOUNDS LTD.
(Dept. WW1) 3, Corbetts Passage, Rotherhithe New Road, London, S.E.16.

ARE YOU MAKING YOUR OWN RADIO OR TELEVISION ?

WE CAN MAKE THE CABINET FOR YOU IN ANY SHAPE, DESIGN OR FINISH YOU REQUIRE.

WORK EXECUTED BY EXPERT CRAFTSMEN

CALL OR SEND DRAWINGS FOR QUOTATION

B. KOSKIE (DEPT. E.) 72-76 Leather Lane, Holborn, E.C.1

Phone: CHAncery 6691/2

WEIR

Instruments manufactured in Moving Coil and rectifier types to B.S. 89-1954.



SMALL PANEL INSTRUMENTS




2in., 2½in. and 3½in. enclosed in cases of black moulded insulating material and provided with scales printed in black on matt white enamelled metal dials.

Available as Ammeters, Voltmeters, Milliammeters and Microammeters.

MANUFACTURED BY
THE WEIR ELECTRICAL INSTRUMENT CO. LTD.
BRADFORD-ON-AVON WILTSHIRE
TELEPHONE 2378

STEVENAGE RELAYS LTD



- Manufacturers of Type 3,000 relays with contacts and windings to customers' requirements.
- Impregnation, tropicalisation and high voltage insulation available.
- No used or second-hand materials employed.

For particulars apply:

48 DOVER STREET, LONDON, W.1
Grosvenor 1716

direct TV REPLACEMENTS

Offers a specialised coil winding service to manufacturers of Television Sets, Electronic Equipment, Automation, Radio Control



and all others using Coils, Transformers and Chokes.

Please write to Contracts Dept.

OVER 2,000 DIFFERENT TYPES OF TELEVISION TRANSFORMERS IN STOCK. SEND 1/- FOR HANDBOOK.

direct TV REPLACEMENTS

134/136 LEWISHAM WAY · NEW CROSS · S.E.14 TIDeway 3696-2330

BK Non-Resonant Sand Filled Corner Assemblies



TYPE MVC for 12' units "Contemporary" or "Traditional" designs in oak, walnut, mahogany, maple, etc. **£16.16.0**

◀ CONTEMPORARY
TRADITIONAL ▼



Complete with Wharfedale W12/CS bass unit, cross-over, Super 5 or Super 8 CS/AL, HF level control and top baffle, from **£37.0.0**

ALSO AVAILABLE
TYPE SVC/A for 8' and TYPE SVC/B for 10' units
£12.12.0

These and other high fidelity equipments are demonstrated at our show-rooms. Daily 10.30 a.m.-5.30 p.m. Saturdays 10.30 a.m.-12.30 p.m.

H.P. TERMS AVAILABLE

★ Send for Illustrated brochures

B. K. PARTNERS LTD.

229 REGENT ST., LONDON, W.1. (Entrance Hanover St.) Phone. REG 7363

NOT JUST ANOTHER HIGH FIDELITY AMPLIFIER

The STANLEY Model HF125 is a scientifically designed instrument which will provide perfection of sound reproduction. Read the Brief Specification:—

Frequency response 10-20,000 c/s within less than 1db. Total harmonic distortion 0.2% at 400 c/s., 0.1% at 5,000 c/s. Hum and noise -74 db. Power output 12 watts, bass and treble controls providing 10 db. lift and cut. Input impedance 1M ohm. Power supply 110/250v. 40/100 c/s. A.C. Provision for connection of tuner unit.



Our technical department is at your service. Send for details of this brilliant instrument to-day.

LIST 18 GNS. PRICE

STANLEY SOUND & VISION PRODUCTS LTD.
Stanley Works, The Green, Pirbright, Surrey.

Phone: Pirbright 1426

Transformers

Transformers

Transformers

QUALITY-RELIABILITY

For the Mullard Amplifier.
For the Osram 912 Amplifier.
For the Williamson Amplifier.
C.R. Tube Isolation Transformers.
Instrument Transformers,
and all popular types.

FROM

Ellison Transformers

LIMITED

62, BRIDGE ST. NORTHAMPTON
AND ALL LEADING COMPONENT DEALERS

OF INTEREST TO

RESEARCH AND DEVELOPMENT ENGINEERS

POST RADIO SUPPLIES OFFER FROM STOCK

COPPER WIRES. Enamelled, Tinned, Cotton-covered, Silk-covered, Litz. Most gauges from 16 swg-48 swg.

RESISTANCE WIRES. Eureka and Constantan. Enamelled, Silk-covered. All gauges from 16 swg-50 swg.

NICKEL CHROME WIRES. Up to 50 swg.

SMALL ORDERS PROMPTLY DESPATCHED.

LARGE STOCKS.


POST RADIO SUPPLIES

33 BOURNE GARDENS, LONDON, E.4.

Telephone: CLISSOLD 4688.

There are 12 different types of "ACRU" Neon Indicator Lamps

During the past five years over $\frac{1}{4}$ million "ACRU" Neons have been sold with not a single complaint about short life.



The Minimum life
of "ACRU" Neons
is 25,000 hours.

Ask for leaflets.

With incorporated resistance they can be connected directly to the mains voltage.

THE ACRU ELECTRIC TOOL MFG. CO. LTD.,
CHAPEL STREET, LEVENSHULME, MANCHESTER.

Tel.: Rusholme 4613

BATES SURPLUS STORE

BENDIX RECEIVER TYPE RA10.

Brand new. 8 valves, all metal types, one each 6K8, 6R7, 6K6, 6C5, 6H6, 3 of 6SK7. Complete with all valves, only £3/10/-, post 7/6.

TRF RECEIVERS BATTERY.

Type R1545. 4 valves, type ARP12 "VP23" distress band. Coils could be added for Medium and Short Waves, with valves in wood case. New condition, 27/6, post 2/6.

PACKARD BELL PRE-AMPS.

Brand new in original cartons, with instruction book and valves 6SL7, 28D7, 12/-, post 1/6.

WAVEMETERS.

180 Mc/s. to 220 Mc/s. New condition with valves, 230 volt 50 c.p.s. power pack, and 0.1 mA., 2 1/2 in. R.D.F.L. Meter in metal case, basis of a valve voltmeter, 35/-, Post 5/-.

GAMMA RADIATION MONITORS.

Type 1006, complete with ionisation chamber, pre-amp, master amplifier and dose clock. Meter scaled in units of 0.1R/8 hrs. Complete Gamma Radiation Unit mounted in Console, £25 each.

MICROAMP METERS.

0 to 20 μ A scaled 0 to 20 μ A, 3 1/2 in., Fl. mounting, 47/6 each.

ELECTROMETER UNITS.

Type 1141A (E. K. Cole) 3 ranges. Vibrating Reed Electrometer, for measuring minute voltages and currents, used in conjunction with amplifier, £6/10/- each.

VHF RECEIVERS TYPE I392A, 100 to 150 Mc/s.

15 Valves, 2 RF, 3 IF, Op., IF = 4.85 Mc/s, Bandwidth \pm 25 kc/s at 6db. down, voltages 250 v. at 80 mA., 6.3 v. at 4 a. A super-sensitive Receiver, £5/10/- each C.P. Eng., Scot. and Wales only.

MONITOR, TYPE 52X4.

Containing VCRI38, 500-0-500 Microamp meter, scaled 100 v., CZ, 6, SP61, 1—SZ4, 1—VUI20, ideal for 'scope, 45/- each.

49 IVY STREET : BIRKENHEAD
(by main Tunnel Entrance)

LHF

IF YOU LIVE IN THE NORTH OF ENGLAND LANCASTER HI-FIDELITY

Have the most comprehensive selection of Quality Sound Equipment in your area

- | | | |
|---|---|---|
| AMPLIFIERS and Pre-Amps.
Acoustical Quad II
Leak TL/10 and TL/12
Pamphonic 1002
Rogers
Armstrong A 10
Goodsell
Hartley-Turner
Mullard 510
Osram 912
Unitelex | GRAM PICKUPS
Ferranti Ribbon
Golding Variluctance
Connoisseur Mk. II
Decca "H"
Collaro Studio
Leak Dynamic
Acos Hi-g
Lowther Moving coil
B J Arm (both types) | LOUDSPEAKERS
Wharfedale 3 speaker Assembly
Tannoy Dual concentric
Acoustical Corner
Pamphonic Victor
Goodmans 2 speaker System
Barker Duode
Decca Corner
GEC Metal Cone
Sound Sales "P I"
Whiteley HF 1012 |
| F.A.R. RADIO TUNER UNITS
Sound Sales
Chapman
Quad
and others | MOTORS (transcription)
Connoisseur
Garrard
Collaro
Jasons | In addition to the above speakers we STOCK ALL the Wharfedale range and ALL the Goodmans range. |
| RADIOGRAM CHASSIS
Armstrong FC 48
Burgoyne
Dulci range | AUTO-CHANGE UNITS
Garrard RC 80 & 90
Collaro | Tape Decks
Truvox
Wearite |

Hire Purchase Terms if desired. Service after Sales.

PLEASE NOTE **CHANGE OF ADDRESS** of the North's Sound Reproduction Specialists
Now at **144 OXFORD ROAD MANCHESTER 13**
LANCASTER HI-FIDELITY ACOUSTICAL EQUIPMENT COMPANY

WALMORE ELECTRONICS LIMITED

PHOENIX HOUSE, 19/23 OXFORD STREET, LONDON, W.1.

Telephone: GERrard 0522 Cables: Valvexpor

EXPORTERS OF RADIO, TELEVISION AND INDUSTRIAL TUBES, HAVE PLEASURE IN INTRODUCING THEIR BRAND



AND INVITE ENQUIRIES FROM BUYING AND CONFIRMING HOUSES EXCLUSIVELY FOR EXPORT

We wish to advise our many friends in the trade that we are unable to supply the home market and that all previous lists and quotations must be considered cancelled



VALVES & RADIO
TELETUBES TELEVISION



Invite applications from Engineers with Degree/HNC for:
DESIGN AND DEVELOPMENT — PRODUCTION PLANNING — TEST GEAR — MACHINE DEVELOPMENT — VALVE APPLICATIONS — STATISTICAL RESEARCH — CHEMICAL RESEARCH — TRAINING IN ADMINISTRATION

Typical posts are:

Valve Engineering Laboratory:

Senior and Junior Engineers, B.Sc.Hons. (Physics and Maths.), required for group working on advanced Valve Development and Testing. Work includes Vibration Problems, Electronic Optics and Circuitry, Teletube Design.

Radio/TV Engineering Laboratory:

Development Engineers, B.Sc. (Physics and Maths.), for work on Radio/TV Domestic and Monitoring Receivers, Service Equipment and Experimental Colour TV. Plenty of scope for original ideas.

Draughtsmen for Plastic Mould Tool and Elec. Mech. Design; Advanced Jigs and Fixtures for Valve Assembly; Electronic Test Equipment.

These modern factories are within easy reach of Charing Cross.

Post Graduate Training Scheme
Sports Club — Pensions Scheme

Apply with brief details and quoting Ref. WW51 (or further information will gladly be sent on request) to:

W. J. YEOMANS, Personnel Manager,
STANDARD TELEPHONES & CABLES, LTD.,
KOLSTER-BRANDES, LTD., Footscray, Kent



- ★ 14 ranges
- ★ Linear scale
- ★ 200/250 volts A.C. mains operation
- ★ Condenser leakage test
- ★ Internal standards of 1%
- ★ Full guaranteed

The **MODEL CR50 BRIDGE** measures from 10pF to 100 mFd and from 1 ohm to 10 megohms in fourteen ranges, having a total scale length of 120

inches. Indication of balance is given by a magic eye fed from a high gain pentode amplifier. Designed for bench use with case and panel of steel, finished black crackle. Complete with valves and instructions ready for use from A.C. mains. **ONLY £7/18/-** plus 4/6 carr./packing. Over 600 of these instruments have now been sold.

SG50 SIGNAL GENERATOR covers 100 kc/s to 80 Mc/s in six ranges on fundamentals (not harmonics), modulated or CVV. Uses two type EF91 valves and SenTerCel rectifier. Mains transformer. The directly calibrated scale length is greater than 60 inches. In olive green case 9in. x 13in. x 4in. with front panel of green Perspex engraved white. **ONLY £8/10/-**, plus 6/- carr./packing.

VV50 VALVE VOLTMETER measures up to 250 volts A.C., R.F., and D.C. with input impedance of 11 megohms. **ONLY £7/19/6**, plus 4/6 carr./packing.

Please send a stamped and self addressed envelope for further details, sent by return post. H.P. terms available. Callers only—Charles Britain (Radio) Ltd., 11 Upper Saint Martin's Lane, W.C.2.

Post and H.P. orders to—

GRAYSHAW INSTRUMENTS

PARK STABLE YARD, LEYTON ROAD, HARPENDEN, HERTS.



E.M.I. ENGINEERING DEVELOPMENT LTD.

is the active and steadily expanding Development Company of the E.M.I. group, makers of H.M.V., Columbia and Emitron products. The company has a limited number of highly attractive vacancies at its laboratories at Hayes and Feltham (Middlesex), and at Wells (Somerset).

VACANCIES

Senior Engineers and Physicists, qualified and with experience, are needed for teams engaged on a variety of problems of electronics development.

Engineers and Physicists, also qualified and preferably with some experience, but this is not essential, to back up our senior men.

Senior Designers and Draughtsmen, the former to design the mechanical equipment associated with the company's work, the latter to work either on the circuit or mechanical side.

Technical Writers, with sound engineering background and, preferably, knowledge of Radar and TV techniques, who must be able to write clear, concise, factual descriptions of intricate electronic-mechanical proto-type equipment.

Technical Assistants, with O.N.C. and some experience either in industry or with the services.

School Leavers, with G.C.E. ordinary or advanced level to join our trainee courses run in conjunction with E.M.I. Institutes.

All posts are pensionable. Salaries are commensurate with ability, experience and the responsibility to be undertaken. Prospects in the company are excellent.


Please reply in the first instance, with full details of experience, to

Personnel Dept. (ED/EE)

E.M.I. Engineering Development Ltd.,
Hayes, Middlesex.

PHIL-TROL SOLENOIDS

Range covers types 41 and 42 (front 1" x 1 1/4") 38, 39, and 40 (front 1 1/2" x 1 1/2") and power A.C. and D.C. sizes up to 60 inch-lbs.



Most sizes available ex-stock and dispatched same day as receipt of order.

6 v.-460 v. A.C. and D.C. types

WRITE OR PHONE FOR DETAILS

PHILLIPS CONTROL (G.B.) LTD.

Farnborough, HANTS. Telephone: Farnborough 1120
London Office: 59/61 Union St., London, S.E.1. Telephone: HOP 4567

Solder with

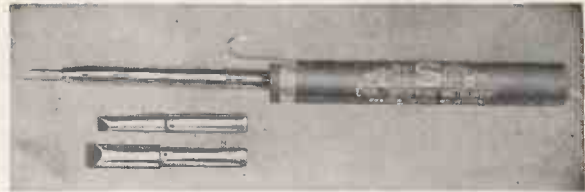


• NO TRANSFORMER NECESSARY • FOR MAINS OR LOW VOLTAGES.
Rapid Heating—Extreme Lightness—Twenty models—Bit sizes, 1/8", 3/16", 1/4", 5/16", 3/8"—Prices from 19/6. Voltages from 6/7 v. to 230/50 v.

Have you tried our "Permatip" instruments or our "Permatip" bits? (Illustrated below). They need no maintenance and last indefinitely. Details in folder S.P.6, sent on request.

Sole Manufacturers and Distributors:

LIGHT SOLDERING DEVELOPMENTS LTD.,
106, GEORGE STREET, CROYDON, SURREY. Tel. CROYdon 8589.



STAR METAL

RIVerside 6673/4

PRESSED METAL COMPONENTS
— FINISHED TO SPECIFICATION —



• MANY STANDARD TOOLS AVAILABLE IN STOCK •
STAR METAL PLATE WORKS,
74-76 CHURCH ROAD, BARNES, S.W.13

"KNOB LOCK"

The ideal method of locking panel mounted controls. Positive guard against vibration etc.



This development of our popular pre-set control lock is finished in black plastic and embodies control knob and instantaneous finger-tip locking knob.

Send for List No. 52

SUTTON COLDFIELD ELECTRICAL ENGINEERS
Clifton Street, Sutton Coldfield. 'phone SUT 5666

ADVANCE COMPONENTS LTD.

offers the following posts to men of ability.

- (1) Design engineers for electronic instruments capable of designing complete instruments to production stage. Experience necessary and a knowledge of production problems desirable.
- (2) Engineer for design of constant voltage devices to customers' requirements and for new development. Knowledge of transformers and magnetic amplifiers useful.
- (3) A practical electronic engineer as Chief Inspector capable of supervision of goods inwards inspection, quality check on finished instruments, maintenance of test gear.

Apply to:

The Technical Director,
Advance Components Ltd.,
Marlowe Road, Walthamstow, E.17.

A. V. ROE & CO., LTD.,

offer interesting vacancies for Technicians in the following fields:—

Servomechanisms
Applied Electronics
Mechanical Engineering
Hydraulic Engineering

Normal qualification H.N.C. or the equivalent, but young applicants without qualifications in the above fields will be considered. This is an opportunity to join a newly-formed Division whose laboratories are situated in a rural area.

Apply to:—

The Chief Engineer,
Weapons Research Division,
A. V. Roe & Co., Limited,
Woodford,
Cheshire.

A. V. ROE & CO., LTD.,

have vacancies for

INSTRUMENT ENGINEERS to design and develop small precision mechanisms and gyroscopic apparatus. Applicants should have H.N.C. and suitable design experience. This is an opportunity to join at an attractive salary a new Division situated in a rural area.

Apply to:

The Chief Engineer,
Weapons Research Division,
A. V. Roe and Co., Limited,
Woodford,
Cheshire.

THE BRITISH NATIONAL RADIO SCHOOL

ESTD. 1940

NOW IN OUR FIFTEENTH YEAR
AND STILL

NO B.N.R.S. STUDENT HAS EVER FAILED

to pass his examination(s) after completing
our appropriate study course.

Our Secret?

*Sincerity, Long Experience, Family
Ownership, Pride of Service and a
genuine attempt to mould the "Course"
to the student.*

A.M.Brit.I.R.E. and CITY and GUILDS Radio and
Telecommunications Exams., etc., etc.

PRINCIPAL,
BRITISH NATIONAL RADIO SCHOOL
2, CANYNGE ROAD, CLIFTON, BRISTOL, 8
Tel. BRISTOL 34755

A. V. ROE & CO., LTD.,

offer

Applied Research and Development work in the
following fields for young Graduates in Science
or Engineering:

Servomechanisms
Applied Electronics
Supersonic Aerodynamics
Mechanical Engineering
Hydraulic Engineering

Attractive salaries depending on experience and
qualifications.

This is an opportunity to join new laboratories situated
in rural surroundings.

Apply to:—

The Chief Engineer, Weapons Research Division,
A. V. Roe & Co., Limited, Woodford, Cheshire.

FERRANTI LTD., (LONDON COMPUTER LABORATORY)

have a vacancy for an
INSPECTION ENGINEER

for electrical and mechanical inspection of prototype computers and allied equipment. The post involves considerable responsibility for immediate test and inspection work and for creating and equipping an inspection group. Essential qualifications are sound practical knowledge of electronic and mechanical measuring instruments and inspection procedure and Higher National Certificate, or equivalent, in Electrical or Mechanical Engineering.

The work is of an interesting nature and working conditions are excellent.

The Company has a Staff Pension Scheme.

Application forms may be obtained from Mr. T. J. Lunt, Staff Manager, Ferranti Ltd., Hollinwood, Lancs. Please quote reference BGM 1.

'ENGLISH ELECTRIC'

Electronic Digital Computers

INFORMAL INTERVIEWS

Senior and Junior Electronic Development Engineers are required to fill posts now available, due to further expansion in the Electronic Digital Computer field. Whilst it is desirable that applicants have a knowledge of this new form of engineering, coupled with a good academic background, very serious consideration will be given to engineers who have a sound background of Applied Low Power Pulse techniques. A large degree of initiative will be expected of successful candidates and because of this generous salaries will be paid.

HOUSES ARE AVAILABLE IF REQUIRED

Company representatives will be available at the following places for the purpose of interviewing and discussing with interested engineers the posts which are at present unfilled. Alternatively, if persons who are interested prefer to write to the London address below, suggesting alternative dates and places for interviews, these will be arranged. It is emphasised that these interviews are entirely confidential and without obligation.

MIDLAND HOTEL, BELFAST

Friday 30th September, 9.0 a.m. - 8.0 p.m.

UNIVERSITY ARMS, CAMBRIDGE

*Thursday 6th October, Friday 7th October
9.0 a.m. - 8.0 p.m.*

74-76 BROADMEAD, BRISTOL I

*Thursday 13th October, 9.0 a.m. - 8.0 p.m.
Friday 14th October, 9.0 a.m. - 5.30 p.m.*

MARCONI HOUSE, STRAND, LONDON

*Monday 17th October, Tuesday 18th
October, 9.0 a.m. - 8.0 p.m.*

NORTH BRITISH HOSTEL, EDINBURGH

*Thursday 20th October, Friday 21st October,
9.0 a.m. - 8.0 p.m.*

DEPT. C.P.S., 336/7 STRAND, LONDON, W.C.2, REF. NO. 1353K




OFFER A SELECTION OF GOVERNMENT SURPLUS VALVES ALL TESTED BEFORE DESPATCH

Full list available 24d. stamp. Complete catalogue 6d.

Table listing various vacuum tubes with their types, quantities, and prices. Includes sections for Sentercel Rectifiers, Metal Rectifiers, Chassis, Heater Transformers, and Mains Transformers.

SENERCEL RECTIFIERS: RM1 3/9 ea.; RM2 4/2 ea.; RM3 5/- ea.; RM4 16/- ea. METAL RECTIFIERS: 12 v. 1/2 amp. 1/6 ea.; 12 v. 1 amp. 3/- ea.; 250 v. 45 mA 6/3 ea.; 250 v. 75 mA 7/6 ea.; 300 v. 60 mA 7/6 ea.

ANOTHER "ALPHA" KIT FOR YOU TO BUILD



3 Valve (6K7, 6J7, 6V6GT) Plus Metal Rectifier, 2 Wave Band Circuit radio AC Mains, complete in every detail, full instructions, circuit diagram and shopping list 1/6. Complete kit down to nuts, bolts and solder 25/10/- Post 2/6.

CAN CONDENSERS CLIP FIXING: 8 MFD. 350 v. T.C.C. 1/1 ea.; 8 x 8 MFD. 275 v. B.E.C. 2/9 ea.; 24 MFD. 350 v. B.E.C. 1/9 ea.; 8 x 8 MFD. 350 v. T.C.C. 3/- ea.; 16 MFD. 450 v. T.C.C. 2/- ea.; 16 x 16 MFD. 350 v. Hunts. 3/3 ea.; 32 MFD. 350 v. Dubilier 1/9 ea.; 32 MFD. 275 v. B.E.C. 1/6 ea.; 8 MFD. 450 v. B.I. 1/3 ea.

TUBULAR CONDENSERS—WIRE ENDS: 8 MFD. 450 v. 1/11 ea.; 16 MFD. 450 v. 2/9 ea.; 30 MFD. 450 v. 3/- ea.; 20 MFD. 500 v. 3/3 ea.

COLVERN WIRE WOUND CONTROLS. ALL 2/6 EACH: Type 5080/750 1,000Ω 1 1/2 in.; CLR 4039/13 500Ω 1 in.; CLR 4054/15 2,500Ω 1 in.; CLR 4074/371 5,000Ω 1 1/2 in.; CLR 5003/68 10,000Ω 1 1/2 in.; CLR 5007/118 250Ω 1 1/2 in.

BIAS CONDENSERS, ETC.: 12 MFD. 50 v. tag ends 1/- ea.; 50 MFD. 12 v. tag ends 1/- ea.; 25 MFD. 25 v. tag ends 1/3 ea.; 25 MFD. 25 v. wire ends 1/3 ea.; 50 MFD. 12 v. wire ends 1/9 ea.; 50 MFD. 50 v. wire ends 1/9 ea.; 100 MFD. 25 v. wire ends 1/9 ea.; 500 MFD. 12 v. wire ends 1/9 ea.; 100 MFD. 50 v. tag ends 2/- ea.; 250 MFD. 12 v. tag ends 1/9 ea.

IRON ELEMENTS: Standard adaptable type 230 v. 450 v. 1/8 ea. Morpho Richards, replacement type 3/9 ea. H.M.V. replacement type 3/- ea. PLIERS, with side cutters, 4/3 pair.

PUBLICATIONS: Midget Radio Construction Manual 3/6; Radiofolder "P" An inexpensive tape recorder 2/6; Radiofolder "E" A practical Oscilloscope 2/6; Radio Calculations Manual 3/6; Practical Circuits Manual 3/6; Radio and Television Laboratory Manual 2/6.

Each: L.E.M. Silver Mica 1,000 pF 10% 31d.; L.E.N. Silver Mica 100 pF. 5% 31d.; T.C.C. Silver Mica 50 pF. 10% 31d.; L.E.M. Silver Mica 300 pF. 10% 31d.; Hunts Silver Mica 374 pF. 1% 31d.; L.E.M. Silver Mica 350 pF. 10% 31d.; L.E.M. Silver Mica 25 pF. 20% 31d.; T.O.C. Silver Mica 1,000 pF. 10% 31d.

Each: Eric Mains Dropper 725 ohms 7 1/4" tapped 1/6; Dubilier Moulded Mica AP9 .005 41d.; HF File Wound Chokes 1/-; Vibrator Clips 5d.; Dubilier Nitrolog B45 12 mfd. 350 v. 5/6; International Octal Valve Holders Paxolin 41d.; Vitreous Enamelled Resistors, 20 w. 5,000 ohms 1/-.

OSMOR COIL PACKS: Type H.O. 48/- each. Type L.M. 40/- each. Type T.B. 50/- each. Type TRF 40/- each.

SPRAGUE CONDENSERS: .05 mfd., 500 v. .01 mfd., 1,000 v.: 1 mfd., 350 v. .02 mfd., 750 v. All 9/- doz.

LOUDSPEAKER UNITS: Rola 5in. Speaker 17/6 ea.; Goodmans 5in. unit 18/6 ea.; Plessey 6 1/2in. light weight unit 16/6 ea.; Rola 6 1/2in. standard type 17/6 ea.; Lectrons 6 1/2in. with transformer 18/- ea.; Truvox 6 1/2in. wafer type 20/- ea.; 32 MFD. 350 v. Dubilier 17/6 ea.; B. & A. 10in. 25/6 ea.; Elliptical 4in. x 7 1/2in. unit 21/0 ea.; Mains energised 8in. unit, 1,000Ω 21/- ea.; Mains energised 6in. unit, 600Ω 17/6 ea.

PENIL RECTIFIERS: K3/25 5/8; K3/40 7/8; K3/45 8/2; K3/60 8/8; K3/60 9/8; K3/100 14/-.

B.S.U. MONARCH AUTOMATIC RECORD CHANGER

Image of the B.S.U. Monarch Automatic Record Changer. Text: These units will autochange on all three speeds, 7in., 10in. and 12in. They play MIXED 7in., 10in. and 12in. records. They have separate sapphire for L.P. and 70 r.p.m. which are moved into position by a simple switch. Minimum baseboard size required 14in. x 12 1/2in., with height above 5 1/2in. and height below baseboard 2 1/2in. A bulk purchase enables us to offer these BRAND NEW UNITS at this exceptional price. These units are beautifully finished in cream enamel with cream bakelite arm. COMPLETE WITH FULL INSTRUCTIONS £8/19/6.

AERIAL RODS: Copper Plated Tubular Rods 12in. long. Will plug into one another to make any length rod aeriels 4d. ea.

CHOKES: H.F. File Wound Choke 1/- ea.

COIL FORMERS: Alladin Coil Formers 1 1/2in. complete with Iron Dust Cores 9d. ea.; Alladin Coil Formers 1in. complete with Iron Dust Cores 6d. ea.; Ceramic Coil Formers 1in. dia. 1 1/2in. long 4 Ribs 5d. ea.

PUSH BACK WIRE: 7/0076 size. Colours available: white, blue, green 2d. yd.

FLEX MAINS TYPE: Twin 14/0076. P.V.C. covered 3d. yd.

MAGNETIC PICK-UP HEAD: For conversion of Acoustic Gramophone to Electric reproduction. Fitted with Universal Adaptor for any type of Tone Arm. For use with Standard Size Needles. Highly polished plastic, brown finish. Type 112, 2,000 ohm resistance. Output 0.3 volts. Special Price 17/6 ea.

CONDENSERS HIGH VOLTAGE: T.O.C. 1 MFD. 350 v. A.C. Condenser with Flying Leads. Metal Case 1/3 ea.

MICRO SWITCHES: Micro Switch type 6C/1910 Ball type Interrupter switch 3/6 ea.; 3 Amp. 3 Core 60 Ohms per foot 1/6 yd.; 2 Amp. 3 Core 60 Ohms per foot 1/9 yd.

AMERICAN INDICATOR UNIT TYPE BC929A

Image of the American Indicator Unit Type BC929A. Text: Brand new incorporating 3in. tube 3BP1, with mu-metal shield 2-65N7GT, 2-6HG7, 6X5G, 2X3, 6GGG, 9 potentiometers, 24 v. aerial switch motor, transformer, and a host of small components. The whole unit which measures only 8 1/2 x 8 1/2 x 1 3/4in. is brand new, enclosed in black crackle box, and can be supplied at 65/- plus 5/- P. & P.

ION TRAPS: Type IT6 for Tubes with 35 mm. neck diameter 2/9 ea.

HEADPHONES: CLR Low Resistance type 120 ohms 7/6 pr.; CHR High Resistance type 4,000 ohms 11/6 pr.

TERMS: Cash with order or C.O.D. Postage and Packing charges extra, as follows: Orders value 10/- add 9d.; 20/- add 1/-; 40/- add 1/6; £5 add 2/- unless otherwise stated. Minimum C.O.D. fee and postage 2/3.

MAIL ORDER ONLY

WHEN ORDERING PLEASE QUOTE "DEPT. W.W."

ALPHA RADIO SUPPLY CO. 5/6 VINCES CHAMBERS VICTORIA SQUARE LEEDS I.

ELECTRONIC ENGINEERS are offered opportunities to widen their experience with the **GUIDED WEAPONS DIVISION** of the **ENGLISH ELECTRIC CO., LTD., LUTON and STEVENAGE.**

Applications are invited for the following interesting and remunerative positions:—

SENIOR ENGINEERS with several years' experience of cabling and distribution problems related to radar and anti-aircraft installations, to prepare systems block diagrams and complicated interconnection diagrams of similar projects. Draughting assistance will be given. Ability to work with a variety of people and ferret out information essential.

SENIOR ENGINEERS for general pulse circuit development as applied to radar displays. Should not have less than three years' experience of this work, experience of magnetic amplifiers and analogue computers desirable but not essential.

ENGINEERS to investigate the application of high frequency and power type transistors to a variety of circuit problems. The work will consist of evaluating available types and exploiting them so as to extend the range of usefulness of circuits whose present limitations are due to valves. Previous experience of transistors is not essential. A background of general electronic experience would be a distinct advantage. Minimum qualifications are H.N.C. or B.Sc. in Electrical Engineering or Applied Physics.

These are permanent and progressive posts in modern well-equipped laboratories. Housing assistance can be given in some cases.

Applications, which will be treated in strict confidence, should be addressed to **Dept. C.P.S., 336/7 Strand, W.C.2, quoting Ref. S.A.54B.**

AUTOMATIC CONTROL

Development

Interesting systems for Aircraft and Missiles of advanced design. Our Research Department requires for this development:—

SENIOR ENGINEERS: with University Degree, five years' relevant development experience, and ability to control a project involving a team.

ENGINEERS: with degree, relevant experience and ability to develop equipment to prototype stage with minimum supervision.

TECHNICAL ASSISTANTS: with H.N.C. or equivalent and relevant experience.

EXPERIENCE of at least one of: Servo-mechanisms, auto-pilots or auto-stabilisers, analogue computing devices.

These positions are permanent and pensionable. The organisation is expanding and offers good salaries and prospects.

Assistance with removal and with housing.

Applications with relevant details including required salary to—Staff Appointments Officer,

SHORT BROTHERS & HARLAND LTD.,

P.O. Box 241, Belfast, quoting No. S.A.74.

THE ENGLISH ELECTRIC COMPANY STEVENAGE, have a vacancy for an ENGINEER

with experience in maintaining electronic test gear associated with radar, centimetric and pulse techniques.

The maintenance will cover commercial and fabricated test gear.

This is a staff position offering excellent prospects to a man of proved ability.

Applications from ex-service technicians will be welcome.

Housing assistance can be given to the successful applicant in certain circumstances, and to a regular service man on demob. leave.

Applications to Staff Officer, Stevenage, HERTS.

OPENING FOR A

young electronic brain

If yours is a knowledgeable mind in the ways of modern **ELECTRICAL AND ELECTRONIC PRODUCTION METHODS** and if you seek to apply that knowledge more fruitfully in an organisation whose resources and activities are as broad as its horizons—then let us hear from you.

Men of the right calibre will find this opportunity unusually rewarding both in salary and opportunity. And as a matter of additional interest to prospective personnel, many of the people engaged in this specialised work at Plessey are given the chance to travel extensively in the world's large industrial centres in search of new and better production methods.

Write in the first instance, to the
PERSONNEL MANAGER

THE PLESSEY COMPANY LIMITED
ILFORD · ESSEX

TESTOSCOPE MAINS TESTER



CABINETS!!

Wide range of most attractive designs and types (Table and Console) and Console Tape Recorder Types.

The Contemporary Mk. II

Beautifully made, perfectly finished in light oak to harmonise with contemporary furnishings. Deck board supplied uncut. Will accommodate most radio chassis and Tape Deck units.

Liberal Trade Discount.

Send for our cabinet list which gives details of this and many other types.

Are you on our Mailing List to receive our monthly Bulletin of Replacement Radio/Radiogram chassis, Tape Recording equipment, etc.

Trade Only Supplies

V.E.S. WHOLESALE SERVICES Ltd

Dept (W.W.), 11, Gunnersbury Lane, Acton, W.3.

Tel.: ACOrn 5027.

THE MULLARD RADIO VALVE COMPANY LIMITED

has a number of Senior Staff vacancies in the
Television Tube
Production Department
of its Cathode Ray Tube Division.

These posts are for

PRODUCTION ENGINEERS

who, in each case, will later be responsible for the overall efficiency of their section, including a complete range of duties within the production and management function against a highly technical background.

It is felt that these posts would have a particular appeal for young men who possess a good Honours Degree in the Physical Sciences or Engineering, coupled with a short period of industrial experience (or who may be completing National Service), and now feel they wish to further their career in the production field.

There are opportunities for promotion in this expanding field of Company activity.

The commencing salary will be according to individual age, experience and qualifications and can be considered to be progressive.

The hours of work will be forty-four in a five-day week. The Company provides a progressive Holiday Plan and Pension Scheme.

Applications in writing, which will be treated with the strictest confidence, should be addressed to the Personnel Officer, The Mullard Radio Valve Co. Ltd., New Road, Mitcham, Surrey.

SENIOR and INTERMEDIATE ENGINEERS

for
Development Work on Electronic
Testing Equipment

Extremely interesting work in rapidly expanding section covering a wide field of amplifier and recorder equipment for engine and component testing.

Competitive salaries will be paid to suitable applicants.

Applications, quoting E.D.50, giving details of age, qualifications, experience and salary required, should be addressed to:

The Personnel Manager, The Bristol Aeroplane Company Limited, Engine Division, Filton House, Bristol.



13 CHANNEL

TUNERS

NOW AVAILABLE TO THE
HOME T.V. CONSTRUCTOR

Suitable for home constructed receivers—
including "The Wireless World", "Magna-
view" "Teleking", "Premier", etc. **£6**
Complete with fitting instructions


Bracket for fixing tuner to cabinet **2/6**

Call for a demonstration of our **HI-FI EQUIP-
MENT** and **LARGE SCREEN T.V.** or send
for leaflets and details of **DECCA, G.E.C.,
PAM, LEAK, and VALRADIO** equipment.

SERVICING BY FACTORY TRAINED ENGINEERS

SUPER-VISION LIMITED

136, High Street, Teddington,
Middlesex. Tel: Kingston 4393.



HANNEY OF BATH

OSRAM 912. Lab. resistors, 32/4; T.C.C. condensers, 55/-; **PARTRIDGE** Components with loose lead terminations. Mains trans., 44/-; Choke, 29/6; Output trans., 76/9 (price includes Partridge carriage/packing charge). Denco 16 S.W.G. All chassis with bronze printed panel, 21/-; W.B. output trans., 32/-; A.B. Switches, 14/- pr.; VALVES: Z.729, 23/3; U.709, 16/7; B.309, 23/3; Two N.709 matched, 34/6. Small parts (each), T.17, 5d.; L.734, 2/6; L.358, 3/6; L.1001/W, 4/6 pr.; K.370, 1/6; VSP/39/0, 2/-; D.170/B, 2/6; P.73, 4/6; P.437, 6/6; C.114, 4/-; S.300 P.D., 6/-; McMurdo valveholders, 1/-.

Complete kit of parts for the 912, as above. 221.

MULLARD 510. Eric resistor/pots, 37/6; T.C.C. Condensers, 45/-; Elstone mains trans., 36/-; Elstone output trans. (8000 or 8000Ω), 45/-; Denco drilled chassis, 14/6; Printed front panel, 6/6; VALVES: EF.86, 23/3; ECC.83, 23/3; GZ.30, 13/11; EZ.80, 13/11; Two EL.84, matched, 34/6. Small parts (Bulgin and Belling-Lee), — each. Knobs with dial, 3/-; Mains switch, 3/6; Fuse holder, 4/-; Pilot lamp holders 2/6; Mains P/akt., 4/6; Input P/8, 2/6; Output P/8, 4/-; V.1 tag board, 2/3; V2-3-4 tag board, 4/-; McMurdo valveholders, 1/-.

Complete set of parts for the Mullard 510, as above, £14/14/-.

WILLIAMSON AMPLIFIER. All parts available as previously advertised.

MAXI-Q-DENCO F.M. FEEDER UNIT. Chassis set 7/6; Coilset, 11/9; 10.7 Mc/s IF's, 8/- each; Ratio discrim. trans. 12/6; Phase discrim. trans., 9/-.

Technical Bulletin giving circuit, point-to-point wiring, etc., 1/9 P.F.

COILPACKS. DENCO, CP 4/L and CP 4/M, 33/4; CP 3/370 pf. and CP 3/500 pf., 42/8. OSNOR "Q" HO, 43/-; L.M. 40/-; Batt., 50/-; TRF, 40/-; HF stage for HO pack, 20/-; ETA 4-station pack, 43/8. We stock COILS by Weymouth, Osnor, Wearite, Denco and R.E.P.

WIDE ANGLE COMPONENTS. ALLEN. Teleking Chassis, 50/-; Collecta (TK and Super-Vision), 44/8; LO.308, 40/-; PO.305, 21/-; DC.300c., 39/6; FC302, 31/-; GL.16 and 18, 7/6 each; SC.312, 21/-; AT.310, 30/-; OP.117, 8/-; BT.314, 15/-; DENCO Chassis Magnaview, 37/6; Chassis, Super-Vision, 51/6; Coil sets Magnaview, 41/2; WA/DCA1, 43/-; WA/FCAL, 31/-; WA/LCI and WCI, 7/6 each; WA/FMAL, 21/-; WA/LOT1, 42/-; WA/EBT1, 16/-.

SUNDRIES. Pre-set controls, 3-watt wire wound, all values 10Ω to 30KΩ, 3/- each. Ditto 1-watt carbon, 50KΩ to 2MΩ, 3/- each. Denco MTO.1 Test Oscillator with valve, 75/-; Denco TPA.1, TV pre-amp, with valve, 29/6. Also over 100 values in close tolerance Silver Micas. 20,000 Eric resistors ex-stock in all preferred values and wattage.

Send S.A.E. for list. Please add 2/- to all orders under £3 (any excess returned)

L. F. HANNEY

77 LOWER BRISTOL ROAD, BATH

Tel.: 3811

TRANSFORMERS COILS CHOKES

SPECIALISTS IN

FINE WIRE WINDINGS

MINIATURE TRANSFORMERS, PICK-UP,
CLOCK AND INSTRUMENT COILS, ETC.
VACUUM IMPREGNATION TO APPROVED STANDARDS

ELECTRO-WINDS LTD.

CONTRACTORS TO G.P.O., M.O.S., L.E.B., ETC.

123-5-7 PARCHMORE ROAD, THORNTON HEATH, SURREY
LIVINGSTONE 2261 EST. 1933

Sound Reading!

SOUND REPRODUCTION by G. A. Briggs

Third edition, second impression, 368 pages, 315 illustrations. Chapters on Resonances, Cabinets, Room acoustics, Response curves with oscillograms, Crossover networks, Recording systems, Records, Pickups, etc. Total sales exceed 35,000. 17/6. (18s. 6d. post free).



LOUDSPEAKERS *The Why and How of Good Reproduction*
by G. A. Briggs

New 4th Edition. 92 pages. 45 illustrations. Standard reference work on loudspeakers. Detailed information, easy-to-follow diagrams, description of Electrostatic speaker and demonstrations in Royal Festival Hall. Total sales exceed 40,000. 7/6. (7/9 post free).

PIANOS, PIANISTS AND SONICS
by G. A. Briggs

Invaluable to students, teachers, etc. Chapters on: History, Construction, Harmonic Analysis, Room Acoustics, Touch, Tone and Tuning. 192 pages, 162 illustrations. 10/6. (11/- post free).

Wharfedale Wireless Works Ltd.
Bradford Rd, Idle, Bradford, Yorks

BAND III TV CONVERTOR

Don't miss the start of this new exciting television service. Build your convertor now. Full constructional details including point to point diagram and parts list, etc., price 6d., post paid. Complete kit, including valves, punched chassis, down to last nut and bolt sent by return post paid, £2/15/-.

Suitable for super-het or TRF receivers. Call and see this convertor working on the new station.



"The quality component specialists."

HOME RADIO OF MITCHAM

187, LONDON ROAD, MITCHAM, SURREY. MIT. 3282

POLYTHENE

INSULATORS, END CAPS, PLUGS, ETC.

for

T.V. AERIALS

Standard Articles or Special Mouldings

AMPLEX APPLIANCES (KENT) LTD.

19 DARTMOUTH ROAD, HAYES, BROMLEY, KENT

(RAVensbourne 5531)

All export enquiries to

ANTEX LTD., 3 TOWER HILL, LONDON, E.C.3

SENIOR ELECTRONIC ENGINEER

required by

The Research Department

SHORT BROTHERS & HARLAND LIMITED

for work on

AUTOMATIC CONTROLS, GUIDED MISSILES, FLIGHT SIMULATORS

and kindred projects.

Qualifications: University Degree. Capacity to control a development team.

Experience: several years of one of the following: Electronic, Radio or Radar circuits and equipment; Analogue Computing devices and Servo-mechanisms.

The appointment is permanent and pensionable.

The organisation is expanding and has new laboratories. Salaries and prospects are good.

Housing and removal assistance.

Apply with full details including required salary to:—Staff Appointments Officer, P.O. Box 241, Belfast, quoting S.A.73.

MARCONI INSTRUMENTS LTD LONGACRES HATFIELD ROAD ST. ALBANS

Technical Assistants, or, Testers required.

We have vacancies for men of City and Guilds Final Certificate telecommunications standard, or, compensating experience in U.H.F. and V.H.F.

The firm produces light current measuring, test and communication instruments for a wide range of requirements also X-ray diagnostic and therapeutic and electro-medical apparatus. Suitable applicants can be considered for training in X-ray technique. Other posts entail some travelling and liaison with customers.

Works are pleasantly situated near City centre and all amenities and within easy reach of London.

MARCONI INSTRUMENTS LTD LONGACRES HATFIELD ROAD ST. ALBANS

TECHNICAL WRITER required for Technical Literature (telecommunications) section. The applicant should have electrical engineering qualifications and/or experience in the design, or, development of electronic equipment.

The firm produces light current communication, measuring and test apparatus for a wide field of requirements. Excellent opportunity for experienced man to broaden experience.

Offices are pleasantly situated near City centre and all amenities and within easy reach of London.

Holiday arrangements can be maintained.

SAMSON'S
SURPLUS STORES

SPECIAL OFFER OF SELENIUM RECTIFIERS. 80 v. D.C. 3 amp. F.W., 65/- P.P. 2/6. 72 v. D.C. 1.5 amp. F.W., 27/6. P.P. 2/-, 36 v. D.C. 1.5 amp., 22/6. P.P. 2/-, 24 v. D.C. F.W. 2 amp., 17/6. P.P. 1/6. 12 v. D.C. F.W., 4 amp., 15/- P.P. 1/6. H.T. 230 v. D.C. 600 mA F.W., 15/-, 200 v. D.C. 150 mA F.W., 10/6. 45 v. D.C. F.W., 80 mA. E.H.T. 900 v. 2 mA., 6/6. P.P. 1/-.

AMERICAN OHMITE HEAVY DUTY POT. 6 ohm 2.5 amp., 5/6. P.P. 9d. 350 ohm, 25 watt, 3/6. P.P. 9d.

HEAVY DUTY SLIDING RESISTORS. We have London's largest selection. Listed below are a few types of our range.

5.3 ohms., 8 amp. with geared control, 35/-, 0.4 ohm. 25 amp. with geared control, 17/6. 1 ohm. 12 amp. slider control, 12/6. 7.5 ohm. 4 amp. geared control, 15/-, 50 ohm. 1 amp. very fine slow motion control, 8/6. 100 ohm. 1.5 amp. slider control, 22/6. Carr. on all resistors, 2/-.

ALKALINE BATTERIES. Crate of five cells giving 6 v. at 53 A.H. Size of wood crate 15 x 6 1/2 x 11 1/2 inches, £5/19/6, plus carr. 7/6. Single cells 2.4 v. 18/20 A.H. Size 4 1/2 x 6 x 3 1/2 inches, 15/-, carr. 2/-.

BRAND NEW METERS by famous Makers, 4in. Round Flush MI Ammeters, 0-40 amp., 500 c/s. Maker's tolerance slightly less at 50 c/s., 35/-, P.P. 2/-, 3 1/2in. Round Flush MC 0-400 mA., 30/-, P.P. 2/-, 2 1/2in. Round Flush 500 mA., 100 mA., 50 mA., 15/- ea. P.P. 1/6. 0-20 c/s. A.C. 50 c/s. 2 1/2in. Round Flush Blank scale or Calibrated, 10/6. P.P. 1/6. 0.5 amp. R.F. 2in. Sq. Flush, 8/6. P.P. 1/-.

Many other types of High Grade Meters available. Let us know your requirements.

COMMANDO ASSAULT TELEPHONE CABLE, P.V.C., 1,000 yard drums. Ideal telephone cable and very useful for the home and garden, 12/6 per drum. P.P. 1/6.

EXIDE 10 VOLT 5 A.H. GLASS ACCUMULATORS. Size: 7in. x 3 1/2in. x 5 1/2in. Suitable for H.T. unit construction and models, etc. Brand new in maker's cartons, 7/6. P.P. 1/6.

WILLARD 24 V. 11 A.H. AIRCRAFT BATTERIES. Size: 8in. x 7 1/2in. x 7 1/2in., 47/6. carr. 7/6.

ARMY FIELD TELEPHONES, TYPE D5. Buzzer calling, complete with hand set and batteries. Built-in strong metal cases. Suitable for farms, building sites, workshops, etc., 49/6, carr. 3/-.

INSTRUMENTS, ADMIRALTY INTEGRATORS, TYPE A 591. Incorporating very fine Galvo movement, coil 40 ohms. Centre zero to F.S.D. 1 microamp. Small mirror one metre radius. A very useful laboratory instrument, 65/-, carr. 2/6.

METROVICKERS MASTER VOLTMETERS, 0-20 volts A.C. 50 cy. M.I. 6in. mirrored scale, 25/-, P.P. 1/6.

30FT. AERIAL MASTS. Comprising nine tubular steel sections, length 4ft., dia. 2in. Top plate and base. Pickets and guys not supplied. £5/10/-, carr. 7/6.

HEAVY DUTY CANADIAN ADMIRALTY 6in. BLOWERS. Motor Spec. 220 A.C./D.C. 1 h.p. R.P.M. 2,600. Series wound, continuous rating. £17/10/-, plus carr.

169/171 Edgware Road,
London, W.2. Tel.: PAD 7851

125 Tottenham Court Road, W.1.
Tel.: EU5 4982

All orders and enquiries to our Edgware Road branch, please. This is open all day Saturday.

AUTOMATION!!!

MAGNETIC RELAYS

TYPES 3000 and 600

Built to specification and to stand the most rigid test.

Tropical or Jungle finish

Prototypes at short notice and reasonable deliveries on quantities.

**HIGH SPEED & A.C. RELAYS
IN STOCK**

KEY SWITCHES

P.O. & MUIRHEAD TYPES

ELECTRO MAGNETIC COUNTERS

MAJOR or MINOR TYPES

Four figures—any resistance—D/C WKG.

JACK DAVIS (RELAYS) LTD.

TUDOR PLACE, LONDON, W.1

MUSEUM 7960 LANGHAM 4821

AERIAL FITTINGS!!

ESPECIALLY DESIGNED FOR CONSTRUCTING
BAND I and BAND III TELEVISION AERIALS
COVERING ALSO THE CONSTRUCTION OF
F.M. and other S.W. aerials.

All fittings are fully guaranteed, being die-cast from high quality aluminium alloys.

Send 9d. in stamps for our illustrated catalogue of fittings, chimney & wall lashings, alloy tubing etc. to:—

FRINGEVISION LTD.
MARLBOROUGH, WILTS. Phone 605

THE WORLD'S GREATEST BOOKSHOP

FOYLES
★ ★ FOR BOOKS ★ ★

**NEW AND SECONDHAND
Technical Books**

Foyles have Departments for Gramophone Records, Stationery, Handicraft Tools and Materials, Music, Magazine Subscriptions, Lending Library.

119-125 CHARING CROSS ROAD LONDON, W.C.2

Gerrard 5660 (16 lines) ★ Open 9-6 (Thurs. 9-7)

Nearest Station: Tottenham Court Road

WICO KIT
**VALVE VOLT-OHM
METER**
33 RANGES

7 volts ranges 0.01 v. to 1000 v. D.C. +, D.C.—, A.C., R.M.S. 5 ohms ranges 0.5Ω to 500 MΩ, 7 Db ranges —20Db to + 61Db.

KIT £19. C.W.O., or C.O.D.
WIRED £26.

Write for further details. Export Enquiries Invited.

WHARTON INSTRUMENT COMPANY

1681 FINCHLEY ROAD, LONDON. N.W.11.

Te.: MEADWAY 8407



**INSULATING
SLEEVINGS...**


P.V.C. AND
POLYTHENE
SLEEVINGS
INSULATED
WIRES AND
FLEXIBLES

An aircraft's performance... your car's reliability... tonight's Television and Radio's sound may depend upon efficient electrical insulation.

A.I.D. Approved

PLASTICABLE LIMITED
HAWLEY LANE, FARNBOROUGH, HANTS

Phone: Farnborough, Hants 85



FREQUENCY METERS

2 1/2"-8" up to 10,000 cycles

DIFFERENTIAL A.C. CURRENT METERS

COMPARING THE MAGNITUDE OF TWO CURRENTS.

A full range of switchboard and portable instruments, including four types of Millirange Meters.

THE ELECTRICAL INSTRUMENT CO. (HILLINGTON), LTD.

Boswell Square Industrial Estate, Hillington, Glasgow, S.W.2. Halfway 1166 and 2194

G2AK This Month's Bargains G2AK

THE IDEAL POWER TRANSFORMER FOR THE TABLE TOP RIG.

This Parmeko-made transformer has the following conservative ratings: Primary, 230 v. 50 c/s. Secondary, 620/550/375/0/375/550/620 V. Rated at 275 VA. It will give 620 or 550 volts at 200 mA. simultaneously with 375 V. at 250 mA. All the H.T. you require for R.F. and Modulator. Also 2.5 v. 3 A. windings for suitable rectifiers such as 5R4GY, 5Z3, 83, 5U4, etc. Weight 24 1/2 lb. Size 6 1/2 x 6 1/2 x 5 1/2 in. high. Worth at least £7. Our price £3 only. Carr. Paid. C.W.O. only, no C.O.D.

We regret that we cannot accept orders for these from EIRE or abroad.

METERS: 2 1/2 in. Scale Flush Mounting. 0-10 mA. Ditto 0-30 mA., ditto 0-100 mA., 12/6 each. 2 in. Scale Square Flush Mounting 0-50 mA Ditto 0-150 mA., ditto 0-3 Amp. Thermo., ditto 0-20 V. d.c. ditto 20/0/20 Amp. d.c., 7/6 each. 2 in. Scale Round Flush 0-1/2 Amp. R.F., ditto 0-350 mA. Thermo., 7/6.

THIS MONTH'S SPECIAL. For the New Mobile; 12 v. miniature rotary transformer. Output 360/310 v. 30 mA., c.s. or 70 mA. c.s. Only 4 1/2 in. x 2 1/2 in. overall. ONLY 17/6 each, or 30/- for 2. P. & P. 1/6.

STREAMLINED BUG KEYS by famous maker. Brand new in original cartons. List over £4. Our price only 45/-.

AR88 SPARES. Cabinets £4/15/-. Packing and carr. 7/6. Complete set of 14 valves £5/10/-. Output Transformer 37/6. Mains Transformer £3/10/-. P. & P. 2/6. "D" Type I.F.S. 12/6.

Carriage paid on all orders over £1 except where stated. Please include small amount for orders under £1.

Please print your name and address. All Mail Orders to:—

CHAS. H. YOUNG, G2AK

Dept. 'W' 102 HOLLOWAY HEAD, BIRMINGHAM 1

Phone: MIDLAND 3254

All callers to 110 DALE END, BIRMINGHAM 4

Phone: CENTRAL 1635

LEEVERS RICH

Junior LeeRaser

Price

£6. 5s. 0d.



Neat, compact, and erasing 5 in. tape spools with full efficiency of the well-known Standard and Senior LeeRasers.

200/250v. A.C. mains

LEEVERS-RICH EQUIPMENT Ltd.

78, Hampstead Rd., London, N.W.1. EUSton 1481

EDDYSTONE COMMUNICATION RECEIVERS



Model 840A illustrated

Now available on attractive Hire Purchase Terms

	Deposit	Monthly
840A £49 0 0	£19 0 0	£2 15 0
750 £68 0 0	£23 0 0	£4 2 6
680X £106 0 0	£36 0 0	£6 8 5

CARRIAGE PAID

Model 840A, is for A.C. or D.C. 110/250 v. making it especially suitable for universal use. 750 and 680X 110/240 v. A.C. The very large tuning dials are clearly marked with band spread logging. Silky gear driven flywheel loaded tuning mechanism. These sets are the choice of the discerning professional and amateur users. Descriptive literature gladly forwarded.

Latest EDDYSTONE Component Catalogue 1/-



The Eddystone Specialists

SERVICES LTD.,

55 COUNTY ROAD, LIVERPOOL, 4

Telephone: AINTREE 1445

ESTAB 1935

Branch Address: MARKET CROSS, ORMSKIRK

THE OUTPUT MUST BE RESTRICTED

to maintain the waveform, so say all the books. But not so with the HATFIELD oscillator, nor is it necessary to work near the point of instability.

COMPLETE STABILITY, LESS THAN 0.28 of 1% distortion, R.M.S. output voltage 50% greater than the H.T. voltage, 1 valve, 1 coil, simple circuit.

Sounds incredible, but it is **GUARANTEED.**

Send for copy of N.P.L. report and see our ad. in April issue of "W.W." The HATFIELD oscillator is now made with 3 output impedances to suit any Head on the market. 45 Kc/s to 50 Kc/s.

TAPE RECORDISTS! Are you Completely satisfied with your recordings? Bad waveform in an oscillator can cause **DISTORTION** due to intermodulation, **NOISY BACKGROUND** due to D.C. component in an asymmetrical waveform and **INTERFERENCE** with radio due to harmonics beating with incoming signal. The fundamental cannot do this!

COIL, complete with circuit, 10/6 post free. Patent app. for.

BIAS REJECTOR COILS

Even a small amount of bias frequency getting into the amplifier can cause a lot of trouble, and nearly all tape recorders need a rejector coil to prevent this.

COIL, complete with instructions, 5/6 post paid.

MOTEK TAPE DECKS

The famous K6 deck; twin track, two speed, with push buttons and electronic braking, is a beautifully finished job at only £19/19/-. Post free. Or £3 down and 12 monthly payments of £1/10/-.

TAPE AMPLIFIERS

The HATFIELD amplifier is complete with oscillator as above, and magic eye, less speaker, at £12/15/-. Or £2/10/- down.

COMPLETE RECORDERS


The **HERGA** recorder incorporates **ALL** the above items together with a first-class crystal mike and one reel of **SCOTCH BOY** tape in an attractive two-tone portable cabinet, absolutely complete at 39 gns. Or £7 down and 12 payments of £3.

Further details and H.P. forms from:

HATFIELD RADIO

78 STROUD GREEN RD., LONDON, N.4

A Complete range of BAND 3 CONVERTORS



is now available, either with or without power supplies. Careful design and layout, together with efficient filter circuits ensure high attenuation of Band 1 and freedom from break-through. All our units are fitted with pre-set Band 3 contrast controls and manual aerial trimmer.

less power supply £5 . 15 . 0

with power supply £7 . 10 . 0

Plus post and packing 2/6d.

PRICES :


SEND FOR FULL DETAILS.

HOMELAB INSTRUMENTS LTD.,

615/617, HIGH ROAD, LEYTON, LONDON, E.10

Phone: LEYtonstone 5631

POST OFFICE TYPE 3,000 and 600 relays to specification



- Specialists in tropical and Services jungle finish
 - GUARANTEED TO FULL A.I.D. & I.E.M.E. STANDARDS
- PROMPT DELIVERIES, PROTOTYPES 7 TO 10 DAYS

Manufacturers to H.M. Govt. Dep'ts. and leading Contractors

L. E. SIMMONDS LTD.

5 BYRON ROAD, HARROW, MIDD'X.

Telephone: Harrow 2524 0315

R.C.A. TRANSMITTERS. Type ET-4331. 1 kW. (telephone); 1.4 kW. (telegraph). Frequency range 3 Mc. to 20 Mc.

BC610 TRANSMITTERS with speech amplifier, aerial tuning unit, etc. Brand new.

RCA TRANSMITTERS. Type ET-4336. Complete with original speech amplifier, crystal multiplier and VFO units. Unused and re-conditioned. Can be supplied with very large quantity of spares.

RCA TRANSMITTERS. Type ET-4332 modified by R.A.F. for use on crystal or master oscillator. Complete with speech amplifier.

MULTI CHANNEL TRANSMITTER T-4/FRC, with modulators MD-1/FRC, 2 Mc/s to 18 Mc/s. Each channel 400 w. output. **W.S. No. 19 & 22.** Both complete with installation kit. Tropicalised. New.

MAGNETO 10 LINE U.C., 40 Line F & F TELEPHONE SWITCHBOARDS (complete).

MARCONI SIGNAL GENERATORS Type T.F. 144G. As new, checked.

A.R.88D's, A.R.77's, S27's, BC.312, BC.342, R.109 and others.

METAL RECTIFIERS Type IB, D.C. output 10 amps at 22 v. Input 220/250 v., 50 c/s.

All above items in excellent working condition. Working demonstration upon request.

SPARES A large selection available for SCR399 (BC610), ET4336, SCR610, EEB Telephones, and Teleprinters type 7B.

TX VALVES 805, 807, 813, 861, 6A, 100TH, 250TH, and many others.

Large stock of Tx condensers, crystals and other components.

P.C.A. RADIO

New Address, Offices and Works


BEAVOR LANE, HAMMERSMITH, LONDON, W.6

Telephone: RIV 8006/7

VALVES, ex W.D. New 807, 4/6. 5U4, 6/6. EF50, 5/-.
DURAL TUBING, 1/2", 7' lengths, 4/6. Plus 1/6 rail charge.
 100 yds. fine braided **COPPER WIRE**, wound on fishing rod type reel, 3 1/2" x 1 1/2", 6/6.
RHEOSTATS, 12 v. 1 a., 2/6. 12 v. 5 a., 10/6.
NEW AC/DC MOTORS, 24 v. 2 a. 6" x 2 1/2". Spindle 1" x 1/2", 18/6.
NEW FREQUENCY CRYSTALS, 9100 kc., 10/6. 4250 kc., 6/6.
 Also Type TF243 from 5675-8650 kc. in 25 kc. intervals. 10/6 each.
NEW ROTARY TRANSFORMERS, Inputs 6 or 12 volts, output 250 v. 80 mA., 17/6.
NEW VR65, SP61 VALVES 5 for 1l.
MAINS TRANSFORMERS, Input 200/240 v. Output 350-0-350 or 250-0-250 volts 80 mA. and 4 and 6.3 v. 4 a. and 4 and 5 v. 2 a. Price 21/6. Input 200/240 v. Output tapped 3, 4, 5, 6, 8, 9, 10, 12, 15, 18, 20, 24, 30 volts, 2 amp., 21/6. Output 17-11-5 volts 5 amp., 22/6. Output 17-11-5 v. 1 1/2 a., 16/6. 6.3 v. 2 1/2 a., 8/6. All with one year's guarantee.
D.P.D.T. RELAYS, Operate at 200/300 volts D.C., 8/6. We can supply any type of voltage and contacts at varying prices.
NEW SELENIUM RECTIFIERS, F.V. 12/6 volts 3 amps., 14/6; 4 amp., 23/6; 6 amp., 30/-; 1 amp., 8/6; 12 v. 100 mA., 3/-; H.W., 250 v. 100 mA., 9/-; 250 v. 275 mA., 17/6; 250 v. 60 mA., 6/6.
GERMANIUM or SILICON CRYSTAL DIODES, 3/9.
M/C MICROPHONES with matched Trans., 15/6.
NEW ELECTROLYTIC CONDENSERS, 60-250 MFD. 275 v., 12/6.
TR1196 TRANSMITTER SECTION, New and complete but less valves, 4.6-6.8 Mc/s. Easily converted, 15/-.. With valves TT11, EL32, EF50, £2. Circuit included.
L.R. ARMY HEADPHONES, 9/6.
TIME DELAY RELAYS, We specialise in units giving varying time constants. Please send us your requirements or problems.
FISHING ROD AERIALS, Set of 3, 8/6. Plus 1/6 rail charge
P.O. VEEDER COUNTERS 0-9999, 24/50 volts D.C., 15/6.
NEW BROWNS M/C HEADPHONES, (Ex-W.D.) With ear-pads and 6ft. lead and plug, list price £5/5/-.. Our price 18/6.
VCR97 TUBES, Brand new, in original crates, picture tested, 45/-.
SPECIAL OFFER SELENIUM RECTIFIERS, 12 v. 16 amp., full wave, 50/-.. 24 volt 4 a., 50/-.
CARBON TWIST DRILLS, Set of 9, 1/16 to 3/16, or 1/16 to 1/2 set: 7, 3/6.
 All Carriage Paid in the U.K. from Dept. W.W.
UNISELECTOR SWITCHES, 50-point 3-level 24-50 volt D.C. working, 17/6. Post paid.
MINIATURE RELAYS, 10 amp. Silver Contacts, 12 or 6 v. D.C. Types S.M. 7/6, S.M. or B. or S.C.O., 8/6. Post paid.
No. 19 POWER UNITS, Mk. III, with 2 rotary transformers, HT31 and HT32, £3.
 Carriage on above items extra.

THE RADIO AND ELECTRICAL MART
 253B PORTOBELLO ROAD, LONDON, W.11.
 Phone: PARK 6026.

MOTEK



TWO SPEED—SIMPLE PUSH BUTTON CONTROL

THE NEW K6 UNIT

List Price **19 GNS.**

SEE AND HEAR IT AT YOUR LOCAL DEALER

MODERN TECHNIQUES

138-144 Petherton Road, London, N.5

Tel.: Canonbury 5896

MARCONI INSTRUMENTS LTD LONGACRES HATFIELD ROAD ST. ALBANS

ELECTRONIC ENGINEERS required. Excellent opportunity for men of degree standard and with suitable experience to broaden experience and avoid restrictive specialization by joining the staff of Marconi Instruments who produce light current communication, measuring and test apparatus for a wide range of requirements.

Holiday arrangements made can be maintained.

The posts are well remunerated and pensionable.

Laboratories are pleasantly situated near City centre and all amenities and within easy reach London.

MARCONI INSTRUMENTS LTD LONGACRES HATFIELD ROAD ST. ALBANS

DRAUGHTSMEN required. Senior and Juniors. Men of at least O.N.C. standard and experience in radio. Excellent opportunity to broaden experience with well-known, well-established progressive firm producing light current measuring, communication, and test equipment for a wide field of application.

Holiday arrangements can be maintained.

On well-served transport routes. Saturday interview if required.

SENIOR RADIO ENGINEER (DEVELOPMENT)
required by
SHORT BROTHERS & HARLAND LIMITED

in the
RESEARCH DEPARTMENT

for work on

GUIDED MISSILES, NAVIGATIONAL SYSTEMS
and other interesting advanced projects.

Qualifications : University Degree, or equivalent, and several years' experience of UHF and Centimetric Radio or Radar circuits and equipment.

Ability: to develop equipment to prototype with minimum supervision.

The appointment is permanent and pensionable in an expanding organisation offering good salary and prospects.

Housing, and removal, assistance.

Applications with all relevant details, and including salary required, to Staff Appointments Officer, P.O. Box 241, Belfast, quoting No. S.A.72.

VICKERS-ARMSTRONGS (AIRCRAFT) LIMITED,
have the following vacancies in their Guided Weapons Development Department:—

- (x) **CALIBRATION ENGINEER.** An Engineer is required for work on calibration of electrical and electronic instruments and to investigate associated measurement techniques. Applicants for this position should have a degree or equivalent in engineering or physics and preferably have experience in electrical measurement and allied techniques.
- (y) **ENGINEER DRAUGHTSMAN (Electronic).** A Draughtsman is required to engineer equipment from laboratory circuit information to prototype stage. Adequate facilities are available for the development of original techniques. A knowledge of M.O.S. requirements is desirable. The minimum academic qualification required is Higher National Certificate in Electrical Engineering or equivalent.
- (z) **DRAUGHTSMEN (Electrical).** 2 Draughtsmen are required to engineer prototype electronic equipment under the direction of an engineer draughtsman. A knowledge of M.O.S. requirements is desirable. Minimum qualification Ordinary National Certificate or equivalent.

Applications, quoting date and prefix letter of advertisement, to: Employment Manager, Vickers-Armstrongs (Aircraft) Limited, Weybridge Works, Weybridge, Surrey.

Weybridge is 30 minutes from London on the main Waterloo/Portsmouth Line.

Additional buses operate to and from the Works at starting and finishing times.

Canteen facilities.

Applicants should be in a position to arrange their own housing accommodation. Assistance can only be given with individual lodgings.

Holidays already arranged by applicants this year taken into account.

JASON for F.M.
STANDARD TUNER £15.17.0

(including tax)

Four valves type Osram Z.77, one being used as a limiter. This tuner has better than average sensitivity, and the tuning drift is negligible. Useful range at least 60 miles from Wrotham. Permeability tuning. Totally enclosed case. Station names marked on the scale.

Ask your local high fidelity dealer for a demonstration or visit one of the following:—

Arthurs (Arthur Gray Ltd.), 150-152, Charing Cross Road, W.C.2. TEMple Bar 5833.

City Sale & Exchange Ltd., 93-94, Fleet Street, E.C.4. CENTral 9391.

Classic Electrical Co. Ltd., 352-364, Lower Addiscombe Road, Croydon, Surrey. ADDiscombe 6061.

Clyne Radio Ltd., 18, Tottenham Court Road, W.1. MUSeum 5929.

H. C. Harridge, 8, Moor Street, W.1. GERard 7108.

Holley's Radio, 285, Camberwell Road, S.E.5. RODney 4988.

Home Radio of Mitcham, 187, London Road, Mitcham. MITcham 3282.

A. Imhof Ltd., 112-116, New Oxford St., W.C.1. MUS 7878.

Lanes Radio, 11, Gardner St., Brighton. BRIGHTon 20773.

Rogers Developments Co., 116, Blackheath Road, S.E.10. TIDeway 1723.

Tele-Radio (1943) Ltd., 189, Edgware Road, W.2. PAD 4455.

The Gramophone Exchange, Ltd., Astra House, 121-123, Shaftesbury Avenue, W.C.2. TEM 3007.

Vortexion Ltd., 257-263, The Broadway, Wimbledon, S.W.19. LIBerty 2814.

Webbs Radio, 100, Dean St., W.1. GER 7308.

F.M. COMPONENTS. Coils and chassis with attractive dial available to build the Tuner described in the Data Publications book which costs 2/-.

The Tuner described in this book is often known as the "Jason Circuit" because the book was written by G. Blundell of the Jason Motor & Electronic Co.

In case of difficulty please contact:—

THE JASON MOTOR & ELECTRONIC CO.

328, CRICKLEWOOD LANE, LONDON, N.W.2
SPEdwell 7050

H. WHITAKER G3SJ.,
SYCAMORE WORKS, SYCAMORE AVENUE, BURNLEY
Phone: BURNLEY 4924 (A.R.B. APPROVED)

Manufacturers of precision Quartz Crystals in a wide variety of bases covering the complete range 40 Kc. to 18 Mc. in fundamental frequencies. All are made to extremely fine tolerances, and frequency adjustment can be given up to .005%. Plated electrodes of gold, silver or aluminium with wired in spot welded contacts are available. Quotations can be given for any type of cut or mode of oscillation including a complete range for filter circuits with zero temperature coefficient over a sensibly wide temperature range. Our new works is equipped with up-to-the-minute production technique methods, X-ray orientation ensuring accuracy of all cuts. Artificial aging by etching and plating by evaporation under vacuum ensure long term stability of the final calibration. Early delivery can be given of most types. Our regrid service is still available and in some cases we are prepared to quote for lowering the frequency of your existing crystals.

SPECIAL OFFER:

200 kc. DT cut, zero temperature co-efficient over the range—30° centigrade to +55° centigrade. Frequency adjustment .005% or better. Mode: Face shear. Silver-plated electrodes, wire mounted. Basing 4in. pin spaced. Other bases to order, £1 each.

A. C. SOLENOID TYPE SB/T

Continuous 2.3/8lb. at 17
Instantaneous to 16lb.



100% PRODUCTION
INSPECTION

Smaller Sizes Available
Also Transformers to
6KVA 3 Phase

R. A. WEBBER LTD.

18 FOREST ROAD, KINGSWOOD, BRISTOL. PHONE 74065.



DC-DC CONVERTERS

for changing low voltage DC to a higher voltage DC—providing anode supply to amplifiers, radio transmitters, etc. Prices from £7.6.0.

DC-AC CONVERTERS

for use with

ELECTRIC GRAMOPHONES · RADIOS
RADIOGRAMS · AUTOCHANGE
RADIOGRAMS · TELEVISION
TAPE RECORDERS · TV from
Country House Lighting Plants (price
according to instrument).

Prices: From £8. 16. 0—for small
motors—or from £11.16.6—for radio-
grams (including 3-speed types).

Inputs: 6. 12, 24, 32, 50, 110 or
200/250v. D.C.

Outputs: 110v. or 230v, 50 or 60 c/s.
30w. to 300w.

Units complete & ready for use.

Write for descriptive folder W.W.

accepted
as the
standard

... by Leading Manu-
facturers, the Trade and
the Aircraft Industry.



Specialists in Converters since 1937

NEW CHAPEL RD., HIGH ST., FELTHAM, MIDDX. Tel: FELTHAM 4242
Service Dept: 57 Fortress Road, London, N.W.5. GULLiver 5165 & 7202

Overseas enquiries to nearest E.M.I. Organisation Depot.

Senior and Junior Electronic Engineers are required for interesting and varied work in the Nelson Research Laboratories, English Electric Co. Ltd., Stafford.

Applicants should have sound workshop experience, some knowledge of drawing office procedure and qualifications up to at least H.N.C. level. A general knowledge of the factors influencing the layout of components and equipment is considered preferable to detailed circuit design and experience.

Duties will involve responsibility for the Engineering Design and development of prototype electronic equipment from the rough circuit stage to the issuing of manufacturing information to the Laboratories Workshops.

These posts offer ample scope for advancement to men with initiative and ability; salary according to qualifications and experience comparable with present day levels.

Write with full details to:—

Ref. 305L., Dept. C.P.S., 336/7, Strand,
W.C.2.



STL

Hermetically
sealed
transformers
for
tropical
conditions

STL TRANSFORMERS

incorporate sound design and are manufactured to the highest standards called for in the electronic and communication fields. Consult us for your next transformer requirements.

STEWART TRANSFORMERS Ltd.

75 KILBURN LANE, LONDON, W.10 · LADbroke 2296/7

Z & I AERO SERVICES LTD.,

Offer the following reconditioned and guaranteed Test Equipment.

TYPE 804 UHF SIGNAL GENERATOR



Range 7.5-330 mc.
Output 1μV-20mV.

Power supply 115/230
v. A.C.

Few only available at
£65.

Delivered free in U.K.

TYPE TS-56/AP SLOTTED LINE



Frequency range 428-700 mc.
Input Impedance 51 ω.

The equipment comprises:
Slotted Line Indicator/Re-
sonator Box tunable from
300-700 mc.

R.F. cable and adaptors. Car-
rying case.


We can offer this instrument, com-
plete as above, at a very attractive
price of £65. Delivered free in U.K.

We have also in stock a comprehensive range of
high class Test Equipment. Please write for a
new Catalogue to:—

19 Buckingham St., London, W.C.2.

Telephone: TRAlgar 2371/2

INTRODUCING: SHORT WAVE TRANSMITTING/RECEIVING INSTALLATIONS T/R-50 SERIES



T/R-50 Mk. III INSTALLATIONS

are designed for use in a communications network and include the following additional features:

- **PRE-SET FREQUENCY SELECTION, CRYSTAL CONTROLLED** (in the Transmitter and Receiver) incorporating a patented **FLICK-CONTROL**.
- **BUILT-IN AUTO-ALARM SYSTEM**
- **AERIAL MATCHING:** 12-600 ohm impedance over the whole frequency range.

ACCESSORIES AND SPARE PARTS—All accessories and equipment spares for 3-5 years operation can be supplied with the equipment (immediate delivery).

BRITISH SAROZAL LIMITED ELECTRONIC WORKS

1-3 MARYLEBONE PASSAGE - MARGARET STREET - LONDON - W.1

Cables: SAROZAL, LONDON

Telephone: LANGHAM 9351 (3 lines)

A.I.D. and A.R.B. Approved.

Complete in every detail for immediate operation

Use: **MARINE · MOBILE · FIXED STATIONS**

The performance of these installations is of the highest order and meets the requirements of commercial telecommunication working in all climates and conditions.

Every design feature has been incorporated to ensure: **RELIABILITY — ACCESSIBILITY — EASE OF SERVICING.**

Brief Specification:—

TRANSMITTER

POWER OUTPUT—50 WATTS.

FREQUENCY RANGE: 1,500 Kc/s. to 12,500 Kc/s. in 3 bands, V.F.O. or **CRYSTAL CONTROL** with choice of five crystal positions.

EMISSIONS: (a) Radiotelephone (voice) with facilities for full press-to-talk operation. (b) Radiotelegraph (code) with provision for full break-in keying.

RECEIVER

SUPERHETERODYNE: I.R.F., Mixer, Local Oscillator, 2-I.F.'s, 2nd Detector and 1st Audio, B.F.O., Power Output Stage with built-in Speaker and additional 500-ohm line connections.

Note: The R-50 Mark II can be provided with a muting control (full or partial) on special order.

POWER SUPPLIES

12 v. Dynamotor Unit or A.C. Mains Supply Unit (100/130 v. and 200/250 v. 50/60 cycles).

A. V. ROE & CO., LTD.

have the following vacancies in their
WEAPONS RESEARCH DIVISION
at
WOODFORD

TECHNICIANS

For design and development work in a guided weapon project. At least 3 years' experience in electronics or H.N.C. is necessary.

JUNIOR AND SENIOR DRAUGHTSMEN

For design work in precision instrumentation. At least 3 years' experience in design precision engineering or H.N.C. is necessary.

GOOD SALARIES AND PROSPECTS

PENSIONS AND LIFE ASSURANCE SCHEME

Application giving full particulars of age, qualifications and experience to be addressed to:

**A. V. ROE & CO. LTD.,
WEAPONS RESEARCH
DIVISION, WOODFORD,
CHESHIRE.**

FERRANTI LTD.

WYTHENSHAW

have a number of vacancies for

- (1) **ENGINEERS AND PHYSICISTS** for **RESEARCH AND DEVELOPMENT** work in the following fields:—Radar, radio and electronic circuits.

Microwave systems, Hydraulic control systems and servo-mechanisms. Relays and Electromechanical Devices.

Test equipment associated with the above. Applicants should be graduates in Electrical or Mechanical Engineering or Physics, or hold equivalent qualifications. For these vacancies some previous experience is desirable. Salary range £800-£1,500.

- (2) **TECHNICAL ASSISTANTS**, possessing degrees or Higher National Certificates in Electrical or Mechanical Engineering or Physics for experimental work in the fields listed in (1). Salary range £600-£900 for Honours Graduates or £500-£800 for lesser qualifications according to experience.

The appointment would be to the permanent staff of the Company and offer the prospect of interesting work in **MODERN, WELL-EQUIPPED LABORATORIES** in **SOUTH MANCHESTER** within easy reach of **RESIDENTIAL DISTRICTS**. The Company operates a Staff Pension Scheme.

Application forms from Mr. T. J. Lunt, Staff Manager, Ferranti Ltd., Hollinwood, Lancs.

Please quote reference W (1) or (2).

TRANSISTOR and PRINTED CIRCUIT COMPONENTS

RADIO COMPONENTS:

The rapid development of transistors and printed circuit techniques has given rise to an interesting field for design and application of new components for these fields. Permanent, pensionable posts are offered to development engineers wishing to undertake advanced development work of this kind.

The company's laboratories, situated in the London area, are fully equipped and offer agreeable working conditions.

Write to Box 5525 giving details of age, experience and qualifications, which will be regarded as strictly confidential.

Wireless World Classified Advertisements

Rate 7/- for 2 lines or less and 3/6 for every additional line or part thereof, average lines 6 words. Box Numbers 2 words plus 1/-. (Addr. 2 reports) Box 0000 to "Wireless World" Dorset House, Stamford St., London, S.E.1. Trade discount details available on application. Press Day: December, 1955 issue, Thursday, October 27th. No responsibility accepted for errors.

WARNING

Readers are warned that Government surplus components and valves which may be offered for sale through our displayed or classified columns carry no manufacturers' guarantee: Many of these items will have been designed for special purposes making them unsuitable for civilian use, or may have deteriorated as a result of the conditions under which they have been stored. We cannot undertake to deal with any complaints regarding any such items purchased.

NEW RECEIVERS AND AMPLIFIERS

C. J. R. ELECTRICAL & ELECTRONIC DEVELOPMENT, Ltd., Hickford Rd., Winton, Birmingham 8. Tel. E822. SPECIALIZE in the manufacture of High Fidelity Sound Reproducing equipment, including—
WILLIAMSON Amplifiers, Tone Control Stages with variable Steep Cut Filters, Cross-over Units, High Fidelity Portable Tape Recording equipments ideally suitable for replaying the new EMI pre-recorded tapes. Professional Recording Amplifiers, Microphone Mixing Units, etc. Send for details and leaflets. [0105]

SHIRLEY LABORATORIES, Ltd., 125, Tarring Road, Worthing, Sussex, the precision high fidelity specialists; amplifier type SB/1-15E, 15 watts output, response 15 to 60,000 c/s, bass lift 16 db, cut 18db, treble lift 14 db, cut 20 db, B.V.A. valves, complete with engraved panel, 19gns; with 3 position switched input filter 19gns; also the Jupiter reproducers at 34gns, the WB/U 6-watt amplifier, 12gns; the new Mullard 20-watt EL34 amplifier, tape amplifiers to suit most decks; specialised amplifiers to order for the musical and scientific industries. Tel. Worthing 513. 3571. [0095]

TV RECEIVERS—

SURPLUS AND SECOND-HAND
FOR sale, Eye V4 automatic picture-control set and aerial, 2 yrs. old, in perfect working order; £45.—Box 6205. [5184]

RECEIVERS AND AMPLIFIERS—

SURPLUS AND SECOND-HAND
CHAPMAN FM81 tuner, 15gns; Leak Vari-slope Mark II, 12gns; both latest types, as new.—Box 5493. [5075]

LOWTHER A.M./F.M. tuner unit, cost £29, as new, £19; Collaro 521 3-speed record changer, £9.—Tel. Croydon 9493. [5207]

EDDYSTONE 750 11-valve communication receiver with matching speaker in mint condition; little used.—Offers to Box 6204. [5183]

BARGAIN.—B.C.348 Rx., 1481 Rx., modified 10 mtrs., 5-mtr. converter and 10-in. amplifier speaker in cabinet; £30 or near offer.—Tel. 7002 evenings. [5196]

WILLIAMSON amplifier, Partridge transformer, pre-amplifier Voltz moving coil pick-up.—Neve, Little Garth, West Clendon, Surrey. Tel. Clendon 165 [5212]

DYNATRON Ether Marshal tuner unit and amplifier, type LF 613 with F.M. unit and record equaliser speaker control unit, mint condition, cost £208; accept £120.

WHARFEDALE corner assembly with S/F panels, 4 speakers, cross-over network, 2x10in plus 2x8in Wharfedale, in special B.K. assembly cabinet, mint condition; cost £140, accept £90.


PLEASE phone Tem. 7587 for demonstration. [5192]
FOR Cardiff Liff enthusiasts, special Goodsell Williamson amplifier with separate T.C. chassis and T.R.F. tuner; offered with ancillary equipment; £30 o.n.o.—Box 5819. [5127]

R1116 (working), R1155 and power-pack (working), T1196 t/r. A1134 amplifier, large collection of miscellaneous gear.—Offers to A. Mellor, Westholme, Mossley, Manchester. [5199]

WIRELESS WORLD 2R.F. 3-valve quality tuner, M.W. and L.W., complete with fully smoothed power supply unit, unused, ideal for use with all high fidelity amplifiers; £7, including 4 valves, approx. half original price; limited number bargain.—Box 2974. [5060]

2 PHILIPS DR106/1 trans/rec. 60-80 MC/S with in-built speaker and power supplies, 10 valves; 2 307s output, new, in cases with mks. £25 each; 10 TBY8 trans/rec. 28-80 MC/S with 'phones, mike, vibrator power unit, £10 each; 5 S.C.R. 522 trans/rec. £10 each; 2 B.C. 640A transmitters, £50 each.—Electro-surp. 120, Fore St., Exeter 56687. [5126]

2 NEW ranges from PARTRIDGE



● Hermetically sealed Oil filled Transformers

Particularly suitable for audio frequency and high frequency—power applications where a miniature transformer of robust construction is required to withstand tropical conditions. The transformers can be supplied for upright or inverted mounting, and utilise nickel iron, or grain oriented silicon core materials.



● Resin Cast Transformers

In the same series as the Hermetically sealed oil filled transformers shown above, these units provide the alternative construction of a new resin casting. Units can be supplied in various colours for coding purposes.

Write now for details of the Partridge Range, including transformers specified for such equipment as the Osram 912, Mullard 5-10, etc.

PARTRIDGE TRANSFORMERS LTD

TOLWORTH SURREY

Phone: ELMbridge 6737/8

RECEIVERS AND AMPLIFIERS—

SURPLUS AND SECOND-HAND
HRO Rx's and coils in stock, also AR88, BC348R, CR100, etc.—Requirements please to R. T. & I. Service, 254, Grove Green Rd., London, E.11. Ley. 4986. [0053]

LOUDSPEAKERS—SURPLUS AND SECOND-HAND

AXIOM 80, unused, £17; Telefunken pick-up, Garrard motor, £5.—Box 5910. [5141]
AXIOM 80 £15, Audiom 70 £5, Rogers corner horn, c/w Louvres and AXIOM 102, £20.—Gregory, 38, Buckingham Ave., London, N.20. Hillside 1283. [5198]

NEW TEST EQUIPMENT

TV signal intensity meter (S.I.M.) for aerial checks and installation, etc.—Send for full details, Radio-Aids, Ltd., 29, Market St., Watford. Tel. Watford 5985. [5160]

TEST EQUIPMENT—SURPLUS AND SECOND-HAND

OSCILLOSCOPE, Cossor Model 3332, £20.—Carlisle, 332, Rangefield Rd., Bromley. [5024]
OSCILLOSCOPE, Cossor 3332, £20.—Gaber, 122, Finchley Lane, London, N.W.4. [5197]

AVO valve-tester with panel, 12gns; AVO capacity analyser (test bridge), 10gns; AVO all-wave sig-gen., 12gns; all perfect, carr. paid.—Myhill & Son, Attleboro', Norfolk. [5101]

SIGNAL generators, oscilloscopes, output meters, valve voltmeters, frequency meters, multi-range meters in stock; your enquiries are invited.—Requirements to R.T. & I. Service, 254, Grove Green Rd., London, E.11. Ley. 4986. [0056]

SURPLUS to requirements, Windsor 260a TV wobulator, radio Video and sync. generator, Radar CRT reactivator, these three very little used, Avo valve tester, universal panel, Philips GM 2892 service oscillator; offers invited.—Jesse Mort (Radio), Ltd., Golborne, Warrington. [5130]

NEW DYNAMOS, MOTORS, ETC.

1500 cycles alternators 2KVA, 80V.—E.W.S. Co 69, Church Rd., Moseley, Birmingham. [4601]

J.A.P. No. 2A 1.2hp petrol engine, air-cooled, 4-stroke, starting rope, tools, instruction book; £17/10 delivered. [0013]
T. W. PEARCE, 66, Great Percy St., W.C.1 (near AEG). [0013]

DYNAMOS, MOTORS, ETC.—SURPLUS AND SECOND-HAND

2,000c/s motor-alternator sets, input 220v d.c., output 80v, 1ph, 2,000c/s, 6.25amps, 500VA, complete with starter, fuses, control panel and voltmeter, all mounted in ventilated steel cabinet 14inX26inX49in high, new in original cases; £16, carr. extra. [0096]
P. B. CRAWSHAY, 94, Ploxmore Way, Letchworth, Herts. Tel. 1851.

NEW GRAMOPHONE AND SOUND EQUIPMENT

TRANSISTOR pre-amps for tape playback, 5gns; valve types from £3/15. [5127]
TAPE recording amps, 12gns (mag. eye) or 18gns (meter ind.), inc. p. pack; complete T/R amps, 12watts, p.p., 19gns; 5watts, £14; others, UL, output, £25.

REFLECTOGRAPH decks; £31 (Lodestar). [5199]
JASON F.M. kits; £5/14, or built £15/17. [5199]
GRUNDIG, Philips, Ferrograph T/R. [5199]
BARKER L/S supplied. [5199]

COM. TV converters available from £5. H.P. terms now available. [0032]
TEL. Gladstone 1770. [0032]
HARDING ELECTRONICS, 120a, Mora Rd., Cricklewood, London, N.W.2. [0032]

CINE-VOX disc recording equipments, type C7J for high-quality recordings from existing microphone equipment; price from 28gns; also available as a complete channel inclusive of mtr., amplifier and playback equipment, at 70gns; type C7 for highest quality professional requirements—recorder mechanism at 48gns, or complete channel at 110gns; demonstrations arranged in London. [00120]

PLEASE write for details to K.T.S., Ltd., "Coplow," Park Rd., Braunton, N. Devon, Tel. Braunton 224. Callers by appointment only. [00120]

FOR SALE AND WANTED ADVERTISEMENT FORM

TURN TO PAGE NO. 189

B ENSON'S BETTER BARGAINS

BRAND NEW ORIGINAL CARTONS.
R.F. UNITS. TYPES 26 or 27, 27/6; 24, 15/- (Postage 2/6). **RF25, Solled, 12/6. RK161, 160/220 mc/s with 2/EP54, 1/EC92, 1/ CV66, new, 17/6; I.F. AMPLIFIER 178 (for this) 16.5 mc/s, with valves, 22/6 (post 2/6 each).**
RI155 Coil-packs, new, 12/6; used, 9/6. I.F. Filters 2/6. Condensers tub. 3 v. A. used, 1/-. **AERIAL RELAYS (co-axial) c/o 12/24 v., 7/6. DYNAMOTORS, D.C. (approx. 250 v., 60 m.A., at 6 v.) 9/-. 12 v. input, 250 v., 60 m.A., and 6.3 v. outputs, P.M. field, 7/6. Filters for these, 2/6. **EDDYSTONE 12 v. to 190 v., 75 m.A., case, 15/- (Post 2/6). 11 v. to 300 v., 200 m.A., case, 16/6 (carr. 7/6).
**HALLICRAFTERS 12 v. to 350 v., 185 m.A., with vibrapack 12 v. to 250 v., 70 m.A., in one case, 50/- (carr. 7/6). **CLOCKWORK CONTACTORS, 2 impulses per sec., 8/6. **Remote Controller 2/6. **TR1190 with all valves, less stals, 45/- (carr. 5/6). **RI155, new Improved type, 37/6 (carr. 7/6). **TR1143A-Tr. 50, 6 valves, 17/6; Rr. 71, 8 valves, 27/6; Mod/amp. 165, 5 valves, 15/- (post 2/6 each). **R1392A 100/150 mc., 13 valves, used, good cond., 27/10/- (carr. 10/-).
RHEOSTATS, 25 A. 0.4Ω, with worm-drive slider, 12/6. ExPI01, 45 mc/s, with 10V/9r1, 3/V/82, new, 45/- (carr. paid). **VIBRAPACKS. PCR. D.C. 12 v. to 250 v., 80 m.A., 4 pin, 6 filtered, 17/6 (carr. 4/-). **VIBRATORS, 12 v. to 5 m.p.in or 6 pin, 8/6. **RA-10/DB/DA Bendix 7 valves a/bet; Long. Med., 2-3, 5-10 Mc/s, hand remote control, 28 v. Hand grey crankie, 90/- (carr. 10/-). **FREQUENCY METERS 40 c. 7 in. dia. 230 v. Ironclad 80/-, Pots. w.w.d. 25 k 4 w. 3/6. **Vit Resistors, 10 k, 120 w., 1/6.****************************

METERS—BRAND NEW—BOXED

FSD	Scale	Size	Type	Fit	Price
500mA	2 1/2 in.	2 1/2 in.	MC Fr.Rd.	25/-	
2mA	2 in.	1 3/4 in.	MC Fr.Rd.	10/6	
10mA	3 1/4 in.	1 3/4 in.	MC Fr.Rd.	7/-	
10mA	4 1/4 in.	1 3/4 in.	MC Fr.Rd.	20/-	
20mA	3 1/4 in.	1 3/4 in.	MC Fr.Rd.	7/-	
25mA	50A	3 1/4 in.	MC Fr.Rd.	7/-	
30mA	2 in.	2 in.	MC Fr.Rd.	6/-	
40 & 120mA		2 in.	MC Fr.Rd.	7/6	
100mA	300mA	2 in.	MC Fr.Rd.	5/-	
100mA		3 1/4 in.	MC Fr.Rd.	7/-	
200mA		2 in.	MC Fr.Rd.	6/-	
300mA		3 1/4 in.	MC Fr.Rd.	7/-	
250mA		3 1/4 in.	MC Fr.Rd.	7/-	
500mA		3 1/4 in.	MC Fr.Rd.	7/-	
1A		2 1/2 in.	TC Fr.Rd.	7/-	

List and enquiries. S.A.E. please! Terms: Cash with order. Postage extra. Immediate despatch.
 Callers and Post. W. A. BENSON (W.W.) 309 Balbone Rd., Liverpool, 13. S.T.O. 1804.
 Callers S U P E R R A D I O (W/shape)LTD., 116 Whitechapel, Liverpool. pool 1. ROY 1130.


NEW GRAMOPHONE AND SOUND EQUIPMENT

FEROGRAPH tape recorders as used and supplied by this studio for four years, thoroughly dependable; tape, microphones, blank discs, splicers, speakers, new Polyester tapes, 48 minutes recording from a 7 in reel; transfer your tapes to our wide dynamic L.P.s; Garrard 301 turntable, used once, £2 off list price.
ERCOICA Recording Services (1949), Peel St., Eccles, Manchester. Eccles 1624. Director: Thurlow Smith, A.R.M.C.M. [0122]
GRAMOPHONE AND SOUND EQUIPMENT—SURPLUS AND SECOND-HAND
BRADOMATIC tape desk, 2 speed, 3 heads and C.J.R. amplifier type C, excellent condition; £65 or offers.—Box 5527. [5090]
SOUND master deck, new condition heads, motors to spec., fully working, £15; Bradmatic SRP/5E heads £2 each.—Box 6172. [5176]
BARGAINS.—A.G.100 E.M.I. record changer, £3. 9-wave band tuner unit, needs attention. 28; both C/P.—Write, 54, Muston Rd., Filey. [5209]
PORTABLE EM12300 Valc Recorder; records direct or tape to disc at 78rpm hi-fi, slightly shopped; bargain at £85 (list £200); includes ribbon mike, stand and speaker; suit tape disc business, easy operation; guaranteed one year.—Tel. 5527. Mr. Radio, 10, Little St., Darlington, Co. Durham. [5111]
PROFESSIONAL E.M.I. TR/50A (70/10/15in per sec), professional tape recorder, 10X 800ft unsec Emitape; S.T. & C. mike; all as brand new, 1955 purchase, unused; £100 o.n.o. the lot (shop price £131); maker's 1956 guarantee; inspection invited.—John Goodman, 17, Goodman's T. Elmcroft Ave., N.W.11. Meadowway 2525. [5193]
NEW COMPONENTS
FM feeders; the new A2, fringe sensitivity, £10 with magic eye and t scale; precision built stove enamel finish, guaranteed 9 mos.; good deliveries of C.B4, NW/V32 and A models; coils are wound for all published FM tuners.—Bel Soundproducts Co., Marlborough Yard, N.19. 25 mins W. End. Open Sats, to 1 p.m. Tel. Arc. 5078. [0185]

COMPONENTS—SURPLUS AND SECOND-HAND

RADIO CLEARANCE, Ltd., 27, Tottenham Court Rd., London, W.1. Tel. Museum 9188.
ELECTROLYTICS, capacity, voltage, size, type of mounting, price post paid; 400, 6v. 1x2in, lug, 1/6; 250-250, 6v. 1x2in, lug, 1/6; 25, 25v. 1/4x1 1/4, W/E, 1/6; 500, 12v. 3/4x1 1/4, W/E, 2/-; 1000+2000, 6v. 1x3, clip, 3/8; 250, 12v. 1/2x1 1/4, clip, 1/9; 10, 25v. 1/2x1 1/4, clip, 3/8; 500, 50v. 1x3, clip, 3/8; 50+50, 150v. 1 1/4x2, clip, 2/9; 100, 275v. 1 1/4x3, clip, 3/6; 60+250, 275/350v. 1 1/4x4 1/2, clip, 6/3; 40+40, 275v. 1 1/4x2, clip, 5/3; 24, 275v. 1 1/4x2, clip, 5/-; 32+32, 275v. 1 1/4x3, W/E, 3/3; 50+120, 275v. 1 1/4x2, clip, 5/6; 8, 450v. 1 1/2x2, clip, 1/9; 24+24+16, 350/425v. 1 1/4x2, clip, 4/9; 16+16+8, 350/425v. 1 1/4x2, lug, 4/3; 32+32, 350/425, 1 1/4x2, clip, 4/3; 100+200, 350v. 2x4 1/4, clip, 6/9; 16+32, 350v. 1 1/4x2, clip, 3/6; 8+8, 350v. 1x2, clip, 3/3; 20+10, 450v. 1x3, lug, 4/-; 15, 450v. 20mf 25v. 1x3, lug, 4/3; 8, 500v. 1 1/4x2, 2 1/2; 8+8, 500v. 1 1/4x2, clip, 4/-; all all cans, some with sleeves, all voltages W.K.G. surge V where marked, new stock, guaranteed. 5mA meters, mounting, coil, balitic case, 1 in square, flush mounting, new, boxed; 7/- post paid; 50mA 8/6.
MAINS trans., 250-0-250v. 30mA 6.3v. 2.5A, 6.3v. 0.6A, Pri. 0-210-230-250v. 12/- post paid. **TELEVISION** chassis, aluminium plated, steel, size 14x13x2 1/4 in. complete with 13 valve holders (9-B9A Pax, 1-B9A Cer, 2-B7G Cer, 1-1nt. Oct. amp.), 20 various tag strips, cut away for metal rect., line trans., etc.; 9/11 each, post paid.
FRONT and rear tube mounts to fit above chassis. 3/- pair, post paid.
P.M. focus rings, wide angle, tetrode tube, fully adjustable. 12/- post paid.
SCANNING coils, wide angle, with mounting lugs. 19/6, post paid; line trans. to suit above coils, gives 12kv EHT, fitted width and line linearity coils, 19/6, post paid; both these items were used with above chassis, etc.
RADIO CLEARANCE, Ltd., 27, Tottenham Court Rd., London. W.1. Tel. Museum 9188. [0015]
SOUTHERN RADIO SUPPLY, Ltd., 11, Little Newport Street, London, W.C.2. See our displayed advertisement, page 176. [0016]
MILLIAMETERS, 0/350mA, ex-W.D., unused, boxed thermo. 2in round, projec. 36/- per doz.—Auto Collections, Ltd., 55, St. James' Rd., Northampton. Tel. 4857. [5202]
AERIAL rods, ex-W.D., unused tank type, 4ft X 1/2 in diam., top sections only, £5 per 1000 (carr. London 10/-).—Auto Collections, Ltd., 55, St. James' Rd., Northampton. (Tel. 4857) v. [5200]
LAMP bulbs, ex-W.D., in original wrappers, 500,000 available at clearance prices, lists of 150 types, 2 to 230v. from Auto Collections, Ltd., 55, St. James' Rd., Northampton. Tel. 4857. [5201]
GOVERNMENT Surplus Illustrated Catalogue No. 12, containing over 400 items of electrical, mechanical and radio equipment for experiments, etc.; price 1/6, post free.—Arthur Sallis, 93, North Rd., Brighton, Sussex. [0093]
METAL-GLASS seals; single-way, hermetically sealed terminals for soldered connections and fixing; mostly 1kv and 2kv sizes, new (surplus), 65/- per 1,000 assorted.—P. B. Crawshaw, 94, Pixmore Way, Letchworth, Herts. [5200] 1851, [0087]

CABINETS



We can supply an Cabinet to YOUR OWN SPECIFICATION. The one illustrated can be obtained in walnut, oak or mahogany for £19/15/-, or as a COMPLETE RADIOGRAM incorporating:
5-VALVE SUPERHET, 3-speed Plessey Autochanger and 10in. W.B. Speaker **£48.0.3**
8-VALVE ARMSTRONG F.C.48, 3-speed Collaro Autochanger and 10in. W.B. Speaker **£60.14.8**
14-VALVE ARMSTRONG EXP 125 c., 3-speed Garrard Autochanger and 12in. Goodmans speaker **£95.5.11**
 Alternative arrangements of Chassis, Speaker and Autochanger can be supplied.
 Send 1/- for complete Catalogue of Cabinets, Chassis, Autochangers and Speakers (refunded on receipt of order). H.P. can be arranged.
LEWIS RADIO COMPANY
 120, GREEN LANES, PALMERS GREEN, LONDON, N.13. BOWERS Park 6064

SURPLUS

AERIAL MASTS. American Yagi 5 element arr. AS-46/APG. 30ft. one piece 4in. dia. hollow wood masts. 24ft. 2 section 2in. dia. tubular steel masts. 45ft. 9 section 1 1/2 in. dia. American steel masts MS-44. 50ft. Bendix plywood masts MT-7A. 70ft. American yellow-ply masts. 200 mc/s. Birdcage "H" array. 20ft. American tripod base aluminium masts AS/TPX. 9ft. one piece American police whips. 18ft. BC-610 6 section whips.
DIRECTION FINDERS. SCR-206, SCR-291, SCR-503. DFG-20, DFG-24, etc.
TELEPHONE AND TELEGRAPH APPARATUS. 1+1 terminals and bypass filters; 1+3 terminals; 1+4 terminals and repeaters. 5 and SX, S and DX, filters; power bays; repeaters; V.F. rings; perforators; Wheatstone equipment; teleprinters; undulators; switchboards; rectifiers; EE-65, TG-10, etc., etc.
AUDIO EQUIPMENT. R.C.A. squadron announcers (12-25 watt speakers). R.C.A. 25 watt high power speakers. Portable megaphones PA-4.
CONTROL UNITS. RM-6, 7, 12, 13, 21, 25, 29, 42.
AMERICAN TRANSMITTING TRANSFORMERS AND CHOKES. A large variety by Amertran, Kenyon, R.C.A., Thordason, etc., etc.
TRIPLE DIVERSITY RECEIVERS. 1.5 to 30 mc/s. Self contained on rack with all refinements. Full details available.
100 WATT BROADCASTING TRANSMITTERS by Woden. Self contained in 4ft. 6in. cabinet £22/10/- with valves.
RACKS. de Luxe, 19 inches wide channel iron sides, 3 x 2, 3ft. 6in. high, 40/-; carr. 10/-.
 Many other items too numerous to mention. Send your requirements. Lists available. All packing and shipping facilities.

P. HARRIS

ORGANFORD DORSET
 Telephone: Lychett Minster 212.

Excellence in design..
 Specialists in Sub-miniature Telecommunication Components

AIR DIELECTRIC TRIMMERS 70pf

Illustration (approx.) actual size



12 Vane type 500 Volts
 Width 16.5 mm Length 22 mm
 Height 19 mm Insulation 10,000 meg. s.
 Power Factor less than .001
 Temp. Coeff. 50 parts/million/°C

OXLEY

DEVELOPMENTS CO. LTD.
 ULVERSTON, NORTH LANCs
 Tel: ULVERSTON 3306

GALPIN'S

ELECTRICAL STORES

408 HIGH STREET, LEWISHAM, S.E.13

Tel.: Lee Green 0309. Nr. Lewisham Hospital.

TERMS: CASH WITH ORDER (No C.O.D.)

All Goods sent on 7 days approval against cash

Notice: Owing to increases in Freight and Copper Wire prices we have no alternative but to increase our prices accordingly; all prices quoted are carriage paid unless otherwise stated.

MAINS TRANSFORMERS. Input 200/230 Volts OUTPUT 0/9/18 Volts at 3/4 amps., 25/- each; another output 1 1/2/0/12 1/2 volts 2 amps., 25/- each; another suitable for soil heating, garage lighting, etc., 0/14/17 1/2 volts, 20/25 amps., 52/6 each; another 4 volts 20 amps. twice, 35/- each. I only 500 WATT TRANSMITTER complete with Valves, Crystals, etc., 13 meters 3/2kW Variacs Range 6.25 to 12.5 Mc/s. 12.5 to 25 Mc/s. In very good condition, all fitted into rack approx. weight 5/6 cwt. £100 to clear, buyer collects. **EX-GOVT. ROTARY CONVERTORS** 24 volts D.C. Input 50 volts 50 cycles, 1 phase at 450 Watts. OUTPUT (complete with Step Up Transformer) from 50 volts to 230 volts, £13/10/- each or **CONVERTOR** only £9/10/- each. **EX-NAVAL ROTARY CONVERTORS** 110 volts D.C. Input, Output 230 volts 50 cycles 1 phase 250 watts capable of 50 per cent. overload, in good condition, guaranteed weight approx. 110 lb. £13/10/- each.

MAINS TRANSFORMERS all 200/250 volts primaries (New) Heavy duty Output combination of 0/6/12/18/24/30/36 volts 4/5 amps., 38/6 each. Ditto 6/8 amps., 51/6 each. Ditto 15 amps. Output 75/- each. Another with combination of 0/6/12/18/24 volts 6/8 amps., 51/6 each. Ditto 10/12/15 amps., 58/6 each. Ditto 25/30 amps. Output 85/- each.

MEDIUM SPOT WELDER TRANSFORMERS. Input 200/250 volts, OUTPUT combination of 0/2/4/6/8/10/12 volts at 50/70 amps. £7/7/6 each. Ditto 120/150 amps. Output, £7/10/- each.

PRE-PAYMENT 1/- SLOT METERS 200/250 volts A.C. 10 amp. size only, 100 per cent. overload set at 2d. per unit (guaranteed 12 months), £3/17/6 each. Ditto credit type 10 amps. only, 25/- each.

RECTIFIERS FOR CHARGERS 6 or 12 volts Output 2 amps., 9/6 each, 4 amps., 22/6 each, 6 amps., 36/- each. **MAINS TRANSFORMERS** to suit, 25/-, 30/- and 46/6 each respectively.

EX-CANADIAN EX-GOVT. ROTARY TRANSFORMERS for No. 19 receiver. Input 12 volts D.C. OUTPUTS 275 volts 110 M/amps.; also another output of 500 volts 50 M/amps. completely smoothed, 30/- each.

AUTO WOUND Voltage changer TRANSFORMERS. Tapped 0/110/200/230/250 volts 200 Watts, 48/6 each; 350 watts, 57/6 each; 500 watts, 76/6 each; 1,000 watts, £6/5/- each; 1,500 watts, £8/5/- each; 3,000 watts, £17/10/- each.

EX-R.A.F. ROTARY TRANSFORMERS. Input 24/28 volts D.C. OUTPUT. 1,200 volts 70 M/amps. 1/2 hour rating, 10/- each. Ditto 18/24 volts D.C. Input 450 volts 50 M/amps. Output constant, 25/- each. These latter ones can be used as motors off A.C. mains with a little alteration.

LARGE RECTIFIERS output 50 volts 1 amp. with an input of 70/75 volts A.C., 10/- each. **EX-R.A.F. MORSE TAPPING KEYS,** 5/- each. **SINGLE EARPHONE** with carbon microphone 40 Ohms, 8/6 each.

ROTARY CONVERTORS. Input 24 volts D.C. Output 50 or 100 volts A.C. 500 cycles 1 phase at 300 Watts, £8/10/- each.

DESK-TYPE TELEPHONES for office intercom. with numbered dials, 55/- each. Moving Coil **VOLTMETERS** Switchboard type, 6 inch scale 0 to 200 volts, 25/- each. Ditto 0 to 100 volts, 25/- each.

EX-R.A.F. 1154 TRANSMITTERS, complete with valves. Complete in TRANSIT CASE. AS NEW. 45/-.

EX-GOVT. E.H.T. TRANSFORMERS. Large type. Two transformers in one case in Oil input 230 volts OUTPUTS 4 or 5.5 K.V. at 30 M/amps., 6.3 volts 2 amps., 4 volts 3 amps., 2 volts 2 amps. These transformers can be used separately out of the case, size dismantled approx 3 1/2 in. x 3 in. x 3 in. and 5 1/2 in. x 5 in. x 4 1/2 in., £4/5/- each.

Any **TRANSFORMERS** made to order within 7 days from date of order. Please ask for quote. Numerous other items in stock. Please ask for quotation.

Clients in Eire & Northern Ireland, please ask for quotation as to carriage charges. The above charges only apply to England.

COMPONENTS—SURPLUS AND SECOND-HAND

DENCO 5 band R.F. coil turret C.T.7 with data, present cost £9; pair I.F.s. EF50 valves (20) ex-Govt. tested, Ronette O88 ball microphone with table stand, unused, cost £5/11; P.O. type 3,000 relays 1,000/1. (10). offers for separate items of £10/10 the lot—340, Cherryhinton Rd., Cambridge. [5182]

WANTED. EXCHANGE. ETC.
EXTRUSIONS by Marley.

BUYERS requiring rigid and flexible tubes and sections in thermoplastic materials should ask for a quotation from Marley Extrusions, Dept. 129, Lenham, Maidstone, Kent. Harrietsham 381. [4755]

WANTED, receivers A.P.R.4, also T.N.16, 17, 18, 19, etc., and any radio test gear.
LESLIE DIXON & Co., 214, Queenstown Rd., Battersea, S.W.8. Macaulay 2159. [0176]

WANTED, tuning units, TN17, TN18, TN19, for R54/APR4 £50 each offered.—Box 4965. [0261]

WANTED, set manufacturers' or ex-Government radio equipment, large or small quantities of valves, electrolytics, speakers, meters, also components.
LOWE BROS., 9a, Diana Place, Euston Rd., N.W.1. Eus. 1636/77. [4485]

WANTED, HRO coils, Rxs, etc., A.R.888, B5348s, 227s, etc.—Details to R.T. & I. Service, 254, Grove Green Rd., London. E.11. Ley. 4936. [0163]

WANTED, valves TV, tubes, televisions, radios, radiograms, tape recorders.—Stan Willetts, 43, Spon Lane, West Bromwich, Staffs. Tel. 2392. [5097]

WANTED, communications wireless sets 19 (Canadian) Mark III, T/R21 and New Zealand type 201, R. Gillfillan & Co., Ltd., 7, High St., Worthing. Tel. 8719. [5166]

WANTED communication equipment, tape recorders, test equipment, valves, radio amplifiers, etc.—Ger. 8582, Leed Radio, 39a, Lisle St., Leicester Sq., W.C.2. [4993]

WANTED, B.C.610 Hallicrafters, E.T.4336 transmitters and spare parts for same; best prices.—P.C.A. Radio, Beaver Lane, Hammersmith, W.6. [0079]

URGENTLY wanted, manuals or instruction books, data etc., on American or British Army, Navy or Air Force radio and electrical equipment.—Harris, 93, Wadour St., W.1. Gerard 2504. [5167]

WANTED, good quality communication RYS tape recorders, test equipment, domestic radios, record players, amplifiers, valves, components, etc. estb. 18 years.—Call, send or phone Ger. 4639 Miller's Radio, 38a, Newcourt, Leicester Sq., W.C.2. [4824]

WANTED, signal generators types TF144G, TF517F, TF762A, frequency meters type BC221, TS174, TS175; also receivers types R1359 and R1294.—Send price and details to Hatfield Instruments, Ltd., 175, Uxbridge Rd., Hanwell, W.7. Tel. Ealing 0779/9857. [0037]

FURNITURE manufacturer wishes to purchase from time to time small quantities of superhet chassis, either A.M., F.M. or A.M./F.M.—Manufacturers or suppliers please contact Koltov Products, 7 and 8, Cowley Place, Seaton St., London, N.W.1. Tel. Euston 1854. [5205]

ALL U.S.A. V.H.F. test and communication equipment: TS174, TS175, TS47, B.C.221 freq. meters; receivers 1294, 1359, Hallicrafters S27, S 27C, U.S.A. APR4 and tuning units TM16, 17, 18 and 19, RCA AR88D-LF, Hallicrafters SX28; valves 707A-707B, 2K28, 2K39, 2K33, 2K41; highest offers given by return.—Ger. 8410 and 4447, Universal Electronics, 22, Lisle St., Leicester Sq., London, W.C.2. [0229]

RADIO valves, most types available; immediate delivery; postage free.—R. W. Camp, 71, Sudbourne Rd., Brixton Hill, London, S.W.2. [5155]

VALVES purchased for cash, large or small quantities; why not make a parcel of your unwanted valves and send us full details with your price required in your first letter.—Walters' Wireless Stores, 48, Stafford St., Wolverhampton. [0102]

LEWIS RADIO has the best selection and finest finish.—See page 172. [0224]

EXCLUSIVE sale of cabinets in bakelite for television apparatus offered to constructors for different countries.—Apply Box 4928. [4947]

WALNUT radiogram and television cabinets. Soundly constructed; stamp for details.—R. Shaw, 69, Fairlop Rd., Leytonstone, E.11. [5162]

METERS WANTED
WE urgently require meters of all types, meter components, test equipment, etc.; any quantity, large or small; prompt cash.
ANDERS ELECTRONICS, Ltd., 91, Hampstead Rd., London, N.W.1. Euston 1639. [4663]

REPAIRS AND SERVICE
MAINS transformers rewound, new transformers to any specification. MOTOR rewinds and complete overhauls; first-class workmanship; fully guaranteed.
F.M. ELECTRIC Co., Ltd., Potters Bldgs., Warser Gate, Nottingham. Est. 1917. Tel. 47898


LOUDSPEAKERS repaired promptly.—Model Loudspeaker Service, Bullington Rd Oxford. [5091]

Armstrong

Specialists for over 20 years in the manufacture of

HIGHEST QUALITY CHASSIS

Hand made by Craftsmen




Price
£23. 18. 0 (inc. tax)

F. C. 48 RADIOGRAM CHASSIS

with provision for F.M. Tuner

- 8 VALVES including 2 double triodes.
- 8 WATTS output from push-pull tetrodes.
- **NEGATIVE FEED BACK**—20 dB. resulting in negligible distortion and high damping factor.
- **BASS** and **TREBLE** controls independent and continuously variable. **LIFT** as well as cut. Unique Thermometer Visual Indicators ensure positive setting of these controls.
- **MAGIC EYE** Tuning Indicator.
- 4 **WAVE BANDS:** 16-50, 49-120, 190-550, 900-2,000 metres.
- Large 4-colour illuminated dial.
- Overall size 12 1/2 in. x 9 in. x 9 1/2 in. high.

F. M. 56 TUNER



Price
£21 (inc. tax)

- **PERMEABILITY TUNING**
- **FREEDOM FROM DRIFT**
- **AUTOMATIC LIMITING**
- **MAGIC EYE TUNING**

COVERAGE: 85-95 Mc/s. **IMAGE REJECTION:** 26 dB. **I.F. REJECTION:** 60 dB. **CIRCUIT:** A low noise triode R.F. Stage is coupled to a high stability frequency changer. This is followed by two I.F. Stages and a triple diode triode ratio detector and A.F. Stage. **VALVES:** Mullard ECC85, EF85, EF85, EABC80, EM34.

A NEW HIGH FIDELITY RADIOGRAM. See page 42 for details of the **ARMSTRONG SUPER RADIOGRAM.**

All our models are sold under full and unconditional money back guarantee of satisfaction. Prices include Purchase Tax.

HIRE PURCHASE facilities are available. Demonstrations at your local High Fidelity specialists or at our Showrooms in Holloway, special High Fidelity Demonstrations each Thursday evening from 7 p.m. until October 27th

Write to us for descriptive literature mentioning W.W

ARMSTRONG WIRELESS & CO. LTD.

Walters Road, London, N.7.

Telephone: NORth 3213

"AUTOMAT" The Reliable Battery Charger

As supplied to the Ministries, County Councils, and to makers of "The Best Car in the World." Export Enquiries Welcomed. Special units to order up to 750 watts output. Selenium rectifiers 40 ma to 10 amp. Transformers up to 1 kVA.



CAR HOME CHARGER

This new, robust, utterly reliable 6 v./12 v. 2 amp. charger with funnel cooled selenium rectifier, for A.C. 215/240 v., wt. 7lb., ammeter model 57/8, p.p. 2/-, glowing indicator model 45/-. Ditto but 3 amp., add 12/- to above. Truck charger 8 v./12 v. 5 amp., 28/10/-.

FOOLPROOF CHARGER KITs

Reliable and long lasting as sold 13 years thru "W.W."—New No. 2 kit 12 v. 2 amp. rectifier, 60 watt impregnated trans., ballast bulb for 6 v./12 v. charger, 29/6, p.p. 2/-. Handsome steel case, 10/- extra. Ditto but ammeter model, add 11/- No. 1 kit, 12 v. 3 a. Westallite rectifier, 65 watt trans., ballast/indicator bulb for 2 v., 6 v., 12 v. charger, 42/-, p.p. 2/-, special case lowred, punched, enam. grey, 12/6. No. 1A kit, 3 a. rect., 65 watt trans., ballast res., ammeter, for 2 v., 6 v., 12 v., 3 a. 51/-, case 12/6 extra, p.p. 2/-.

SELENIUM RECTIFIERS, new stock, best makes, 40mA to 10 amp., 2 v. to 110 v.—Examples, 12 v. 2 a., h. wave, 7/- f.w., 9/-, 12/14 v. 3 a. to 3.4 a., 15/-, p.p. 8d. 12 v., 5 a., 24/-, large finned 6 amp., 29/-, 24 v. 0.3 a., 9/-, 24 v. 1 a., 13/6, 24 v. 1.5 a., 15/6, 24 v. 5 a., 42/-, 6 a., 55/-, 50 v. 1 a., 25/-, 2 a., 29/-, p.p. 1/- H.T. Rects., selenium, R.M.2, 3/4, 250 v. 60 mA., Westall, 6/-, 260-0-260, 80 mA., 14/-, 250 v. 100 mA. bridge, 14/-, 140 v. 25 mA. h.w., 5/-, p.p. 7d.

CHAMPION PRODUCTS

43 UPLANDS WAY, LONDON, N.21

*Phone : LAB 4457

ARC 1 VHF Transmitter/Receivers installations, R89B/ARNS Glide Slope Receivers, ARN7 Radio Compass installations.

The above and many other American radio equipments in stock at Croydon Airport.

PHONE, WRITE OR CALL:

AVIONICS LIMITED,

CROYDON AIRPORT, SURREY

Telephone: CR0ydon 8396/7/8. Grams: Aeradio, Croydon.

WAFER SWITCHES for the OSRAM 912-PLUS

- S1 (I4061/B1) } 14/6 pair
- S2 (I4062/B1) }
- S4 (SS/556/1) } 11/6
- S5 (SS/556/2) } 10/6

Prices include postage

Truvox Tape Deck Switch
12119/B3 14/6

inc. postage

SPECIALIST SWITCHES

(Wafer Switches to Specification)

23 RADNOR MEWS - LONDON W.2

AMBassador 2308

Enquiries by post or phone only

REPAIRS AND SERVICE

MAINS transformers, E.H.I.s, chokes, field coils, etc., promptly and efficiently re-wound or manufactured to any specification. LADBROKE REWIND SERVICE, Ltd., 820A, Harrow Rd., London, N.W.10. [0222

SERVICE sheets for hire or sale, over 2,000 models, radio and television, s.a.e. enquiries. Always at your service.—W. Gilbert, 24, Fritchville Gardens, London, W.12. Tel. She. 3052. [4296

TRANSFORMER rewind service, mains, E.H.T. transformers and chokes, prompt delivery, range of replacement types ex-stock or manufactured to your specification. METROPOLITAN RADIO SERVICE Co., 75, Kilburn Lane, London, W.10. Ladbroke 2296. [0200

REWINDS and conversions to mains and output trans., pick-ups, fields, clock coils, from 4/6; P.P. equipment a speciality; all work guaranteed.—N. L. Beard, 173, High Rd., Willesden Green, N.W.10. Tel. Wordsworth 7791. [5033

24-HOUR service, 6 months' guarantee, any transformer; rewind, mains outputs and i.f.s., etc.; all types of new trans., etc., supplied to specification; business heading or service card for trade prices.—Majestic Winding Co., 180, Windham Rd., Bournemouth. [4288

D. C. BOULTON for repairs to any loud-speaker, specialists on heavy and a.s.t. types; cone assemblies, field coils, repair accessories, pressure units, microphones; transformers rewound and to specification; motor rewinds.—L. Lumley St., Manchester Rd., Radford. Tel. 22838. [0171

ARMATURE rewinding service to the trade, vacuums, drills, grinders, hood dryers, dental motors, vacuum cleaners, armatures replaced from stock; 24 hours' service; every job guaranteed we also specialize in complete overhaul and rebuilds of vacuum cleaners; all vacuum cleaner parts, hoses, beatings, fans, brushes for any make in stock.—Regam Electric, 95, Park Lane, Leeds, 1. [0028

WORK WANTED

ELECTRONIC development, small qty. assy. technical drawing.—Box 5515. [0219

CAPACITY available for small plastic moulds and stamping tools; highest limits, clean work, reasonable prices; speciality; hearing aids and electronic components.—Tool maker, 23b, St. Stephens Ave., London, W.12. Appointment by phone. She. 7069. [0384

PAINTS, CELLULOSE, ETC.

PAINT spraying handbook, 3/6 post free, cellulose and synthetic paints and all spraying requisites supplied; catalogues free.—Leonard Brooks, 53, Harold Wood, Romford. [0207

PATENTS

THE proprietor of British Patent No. 653484, entitled "Two-co-ordinate radar system," offers same for licence or otherwise to ensure practical working in Great Britain.—Enquiries to Singer, Stern & Carberg, 14E, Jackson Blvd., Chicago 4, Illinois, U.S.A. [5098

FINANCIAL PARTNERSHIPS

WANTED, working partnership in radio, television, electric wiring business; capital £1,000-£1,500; advertiser has knowledge of all three branches.—Box 5689. [5110

BUSINESS AND PROPERTY

RIGHT in the centre, at one-sixth the rent. YOU can rent a shop in a busy arcade in Exeter's main street at rental from £125 per year ex. [5175

IDEAL for television and wireless rental firms.—Write for details to Owner, P.O. Box 20, Bournemouth. [5175

PORTSMOUTH.—Modern factory, 17,500 sq ft, with offices and office block available with plentiful female labour supply. Immediate occupation at low price. Sites for larger development also available. Housing readily available. Details supplied immediately.—Napier, Harding & Partners, 81, London Rd., Waterlooville, Hants Waterlooville 3385/3010. [5213

BUSINESS OPPORTUNITIES

FINANCE available for television/radio, or take shares.—Box 5463. [5061

MISCELLANEOUS

TELEPHONE parts. TELEPHONE handset mouldings, P.O. type; 12/6 per set. [5175

SINGLE pin, 2-way plugs; 4/6 each. TRANSmitters; 10/6 each. TINSSEL flexible cords, tagged each end, 4ft 6in lengths; 8d each. [5142

VARIOUS type relays, induction coils, choke coils, condensers, etc. Price on application with stamped addressed envelope. "ONLY 2" COMPONENTS, Ltd., Llanerch-y-Mor, Holywell, Flintshire. [5142

AUTOMATIC dual coil winding machines, range from 22 to 44 S.W.G.—Hawkins, 170, Witton Rd., Aston, Birmingham, 6. [5019

QUANTITY of PLQ-64 plugs, also controller for STR12A (I-LU-108A) offers.—Box 6141. [5173

OIL filled condensers, 1,500 only, 0.5x0.5 mfd. 2,000 vplts, cost 55/- each to clear at 7/6.—Box 6142. [5174

METALWORK, all types cabinets, chassis, racks, etc., to your own specification; capacity available for small milling and capacitor work up to 1 lb bar. PHILPOTT'S METAL WORKS, Ltd. (GAB1)—Chapman St., Loughborough. [0208

TELEVISION RECEIVER SERVICING Vol. 2

RECEIVER AND POWER SUPPLY CIRCUITS

By **E. SPREADBURY**

21s. 0d. Postage 9d.

Wireless World F.M. Tuner by S. W. Amos and G. G. Johnstone. 2s. Postage 3d.

Transistors and other crystal valves by T. R. Scott, D.F.C., B.Sc., M.I.E.E. 45s. Postage 1s.

Radio Control Handbook by Howard G. McEntee. 18s. Postage 6d.

T.V. Preamplifiers for Bands I and III by B. L. Morley. 5s. Postage 3d.

The A.R.R.L. Antenna Book by The American Radio Relay League. 18s. Postage 9d.

Electronic Musical Instruments by Richard H. Dorf. 55s. Postage 1s.

The Radio Amateur's Handbook by American Radio Relay League. 30s. Postage 1s.

Tele-Communications Principles by R. N. Renton, A.M.I.E.E. 37s. 6d. Postage 1s.

Radio Valve Data by "Wireless World." 3s. 6d. Postage 3d.

THE MODERN BOOK CO.,

BRITAIN'S LARGEST STOCKIST OF BRITISH AND AMERICAN TECHNICAL BOOKS,

19-23, PRAED STREET, LONDON, W.2

PAD. 4185 Open 6 days 9-6 p.m.

THE

CHAFFEY CABINET COMPANY

63a, CHELTENHAM RD., LONDON, S.E.15
TEL: NEW CROSS 4786

"DIPLOMA" HEADPHONES



Lightweight High Resistance (4,000 ohms). Complete with cord.

12/9

Ideal for CRYSTAL SETS

The "TYANA" Standard Soldering Iron



- Adjustable Bit.
- Weight approx. 4 oz.
- Heating Time 3 min.
- 40 Watt economy Consumption.
- Standard Voltage Ranges. 14/11

Replacement Elements and Bits always available.

KENROY LIMITED
152/297 UPPER ST., ISLINGTON, LONDON, N.1.

Telephone: CANonbury 4905-4663

GOOD SOUND DIVIDENDS



Whatever may happen to the stock market this autumn, and whether bulls or bears fare best, one thing is absolutely certain—all who invest in Duode Units will have a grand season of appreciation with ample assured interest for years to come. As we have often said, a Duode is the finest long term sound investment you can get.

You may see and hear much at the Radio Show if you are fortunate enough to be within reach of it, but those of us who are even more fortunate in owning Duodes already—and we are many, spanning the World from Australia and Hong Kong through Malaya, India and Africa to Europe and across to the Americas; then beyond to the Pacific Isles—we know that our evenings will definitely go on being the best time of every day.

So the best advice we can give, or you can possibly take, is to—

INVEST IN A DUODE

DUODE 12A

A full 12 inch unit with the famous dual drive, built-in crossover, feed back and individual care which have made the Barker and Duode names so world known for NATURAL sound. Fitted with a magnet system giving about 11,000 gauss. List price £10. Full value—no tax.

DUODE 12B

The same cone and drive assembly with a better magnet giving about 14,000 gauss and similar performance to that of the standard Duode of the past two years. List price £14. Full value—no tax.

DUODE 12C

A very special unit, similar to the well-known 150 but now fitted with a cloth outer suspension and selected cone. Its bass range extends well down to 25 cps., almost sub-sonic, and the extreme top, to over 16,000 cps.—almost ultra-sonic. The large magnet gives about 17,000 gauss, which, with the Duode built-in damping, holds all transients and the bass register in the firmest grip. Definition throughout the entire range is superb. We believe the Duode 12C is the finest high quality Sound Unit available at any price to-day. List price £20. Full value—no tax.

Any recognised music or radio dealer can, if he wishes, buy Duode Units from us for his stock and demonstration. If yours will not do this for you, we will help by offering you the facility of trying a Duode at home, under very fair and reasonable conditions.

Write for details today.

Duode Sound Reproducers
3, Newman Yd., London, W.1

MISCELLANEOUS

YOUR own tape recording transferred to disc.—Write, call, or 'phone Queensway Private Recording Studios, 123, Queensway, W.2, Tel. Bay. 4992. Studio recordings, tape recording service. [5134]

BUILD your own TV and learn about its operation, maintenance and servicing; qualified engineer-tutor available whilst you are learning and building.—Free brochure from E.M.I. Institutes, Dept. WW.58, London, W.4. (Associated with H.M.V.) [0180]

LET professionals transfer your tape recordings; record your broadcasts; supply your requirements. D.S. 10in disk 15/6; 12in 18/6. Also L.P.S. Disk vouchers with tapes purchased from Sound News Productions, 59, Bryanston St., London, W.1. Amb. 0091. [4976]

DO you record on tape? Personal greetings, etc. We can dub on to disk. Standard 78 r.p.m., or long playing 33 1/3 r.p.m.—Details from Guildford Smallwares (Birmingham), Ltd., 30, Graham St., Birmingham, 1. Tel. Cen. 2027. [5169]

COPPER wires enamelled, tinned, Litz, cotton, silk covered, all gauges; B.A. screws, nuts, washers, soldering tags, eyelets, ebonite and laminated bakelite panels, tubes, coil formers; Tufnol rod, headphones, flexes, etc.; latest radio publications, full range available; list, s.a.c.; trade supplied.—Fox Radio Supplies, 33, Bourne Gdns., London, E.4. [0138]

NOTICES

BRITISH SOUND RECORDING ASSOCIATION. Details of membership, open to the professional sound recording engineer and all others interested in recording high quality reproduction and other branches of audio engineering, together with details of the London lecture programme and the Manchester, Portsmouth and Cardiff Centres, may be obtained from the Hon. Membership Secretary, H. J. Houlgate, A.M.I.E.E., 12, Strongbow Rd., Eltham, S.E.9. [0031]

SITUATIONS VACANT

The engagement of persons answering these advertisements must be made through the local office of the Ministry of Labour and National Service, etc., if the applicant is a man aged 18-64 or a woman aged 18-59 inclusive, unless he or she or the employer is exempted from the provisions of The Notification of Vacancies Order 1952.

MULLARD, Ltd.

AN opportunity occurs for an Engineer, 25-30 years of age, to enter an expanding commercial engineering office handling magnetic materials and electrical and radio components. The post would suit a man educated to Grad. I.E.E. standard with good technical background who wishes to enter the commercial side of engineering. Starting salary will be not less than £620 p.a. with full employee benefits and scope for advancement in an expanding field.—Applications in writing should be addressed to the Personnel Officer, Century House, Shaftesbury Avenue, London, W.C.2. [5000]

CIRCUIT Design Engineers

ARE required by Decca Radar for positions created by the continued expansion of their Research Laboratories. These cover work in a wide field, embracing high and low power pulse, receiver, A.F.C., radar display, and test equipment design in standard and sub-miniature form. Applicants should preferably be of degree or E.N.C. standard, and have had previous experience in this field. A pension scheme is in operation. British Nationality essential.—Please write to Decca Radar, Ltd., 2, Tolworth Rise, Surbiton, Surrey, quoting reference RLA.103. [0167]

FEDERATION OF MALAYA.

ASSISTANT Controllers of Telecommunications (Engineering).

DUTIES include staff management and responsibility for the maintenance, installation and operation of telecommunications equipment, including exchanges, carrier equipment, telegraph and railway signalling equipment and minor radio stations.

APPOINTMENTS on contract/gratuity terms with salary according to qualifications and experience in the range \$818 to \$1,699 (£1,145 to £2,378 per annum). Variable cost of living allowance also payable. Substantial gratuity; free passages; quarters provided if available at low rental or rent allowance in lieu; generous leave.

CANDIDATES, under 40 years of age, should be Corporate or Graduate Members of the Institution of Electrical Engineers or hold a degree or diploma acceptable by the Institution for corporate membership and have at least two years' practical experience in telecommunications work.

FURTHER details on application to the Director of Recruitment, Colonial Office, Great Smith St., London, S.W.1, in writing, giving brief details of age, qualifications and experience and quoting reference number: BCD 133/28/05/1228. Closing date for receipt of initial enquiries, Oct. 27, 1955. [5164]

DECCA RADAR, Ltd., require

TECHNICAL electronic inspectors for permanent and progressive staff posts in a rapidly expanding section; wide practical experience in a similar field is desirable, but not essential, backed by a sound technical training. APPLY to the Personnel Office, Decca Radar, Ltd., 2, Tolworth Rise, Tolworth, Surrey. [5140]

ENSURE THE BEST RESULTS

from your

ULTRA-LINEAR AMPLIFIER



with the



SAVAGE OUTPUT TRANSFORMER 3S95

The Savage Massicore output transformer type 3S95 is designed to the same standard as the 3C67A, which so many enthusiastic friends incorporated in the Williamson circuit. The specification is as follows:—

★ Primary D.C. resistance 100Ω + 100Ω Inductance taken at 5 v. 50~ 80 hys minimum.

Primary impedance 7,000Ω tapped at 43% symmetrically about the centre tap.

Leakage reactance tested at 1 v. 800~:—

Whole primary to secondary: 8 m/Hys.

Half primary to secondary: 4 m/Hys.

Half primary to the other half primary: 8 m/Hys.

Secondary impedances: 0.45Ω, 1.8Ω

4Ω, 7Ω, 11Ω, 16Ω, 22Ω, and 30Ω.



NURSTEED ROAD,
DEVIZES : WILTS.

Telephone: DEVIZES 932.

SOUTHERN RADIO'S WIRELESS BARGAINS

TRANSCEIVERS. Type "38" (Walkie-Talkie). Complete with 5 valves. In metal carrying case. Ready for use. Less external attachments. 36/- per set.

ATTACHMENTS for use with "38" **TRANSCEIVER: HEADPHONES 15/6; THROAT MICROPHONE** with lead and plug, 4/6; **JUNCTION BOX 2/6; AERIAL 2/6; SPECIAL OFFER** of used "38" **TRANSCEIVERS** less valves but complete with **ALL COMPONENTS.** Excellent for **SPARES.** 11/6 per set. P. & P. 2/-.

TRANSCEIVERS. Type "18" Mark III. **TWO UNITS** (receiver and sender) contained in metal case. Complete with six valves, microphone, etc. **LESS EXTERNAL ATTACHMENTS.** £4/10/-.

RECEIVERS. Type "109." 8 Valve S.W. receiver with **VIBRATOR PACK** for 6 volts. Built-in speaker. **METAL CASE.** £5.

BOMBSIGHT COMPUTERS. Ex R.A.F. BRAND NEW. A wealth of components. **GYRO MOTORS; REV. COUNTERS; GEAR WHEELS;** etc., etc. Ideal for model makers, experimenters, etc. £3.

LUBRA HOLE CUTTERS. Adjustable 3in. to 3½in. For metal, wood, plastic, etc. 6/6.

RESISTANCES. 100 ASSORTED **USEFUL VALUES.** Wire ended. 12/6 per 100.

CONDENSERS. 100 ASSORTED. Mica, metal tubular, etc. 15/- per 100.

PLASTIC CASES. 14 x 10½in. Transparent. Ideal for maps, display, etc. 5/6.

STAR IDENTIFIERS. Type 1 A-N. Covers both hemispheres. In case. 5/6.

CONTACTOR TIME SWITCHES. In sound-proof case. Clockwork movement, 2 impulses per sec., thermostatic control. 11/6.

REMOTE CONTACTORS for use with above. 7/6.

MORSE TAPPERS. Standard 3/6. Midget 2/9. Postage or carriage extra. Full list of **RADIO BOOKS 2/4.**

SOUTHERN RADIO SUPPLY LTD.
11 LITTLE NEWPORT STREET
LONDON, W.C.2. Gerrard 6653

CABLE CHEAPER IN SMALL COILS

All coils 20-49 yds. in length, unless requested shorter. All prices per 100 yd lot, less supplied add 5%. Full 100 yd. coils are available add 5% to any price. 3/029 7/029

TWIN FLAT	1/044	3/029	W/E	W/E
Plastic	46/6	63/-	81/-	142/-
Rubber	55/-	70/8	85/6	145/8
Single V.I.R.	23/6	29/6	—	43/9

EARTH WIRE 7/029 tinned copper, 10/6 a 100ft. lot. Send for lists of other cables, flexes, wiring accessories and surplus switch and fuse gear. (We buy surplus electrical items, send details.) Add part carriage to small orders please. **BEDDISCO (W), 561, Green Lanes, London, N.8.**

QUARTZ CRYSTAL UNITS



The type B7 unit is mounted in the standard B7G valve envelope and is hermetically sealed and fully evacuated.

Available for the frequency ranges from 100 kc/s. to 500 kc/s. and from 3 Mc/s. to 16 Mc/s. Gold electrodes applied by cathodic sputtering give permanence of calibration. Normal adjustment accuracy 0.01%. Max. adjustment accuracy 0.003%.

Early delivery can be given of some frequencies, and we will be pleased to quote for your specific requirements.

THE QUARTZ CRYSTAL Co. Ltd.
63-71 Kingston Road,
NEW MALDEN, SURREY

Telephone: MALden 0334

Cables, etc. **QUARTZCO NEW MALDEN**

SITUATIONS VACANT FEDERATION OF NIGERIA.

A VACANCY exists for an Electrical Engineer (Meteorological Service) in the Federation of Nigeria (BCD 57/14/04).

DUTIES include determination of types of radio and radar meteorological equipment to be installed, supervision of maintenance and modification and possible operation of such equipment and work in connection with meteorological signals traffic.

APPOINTMENT is either pensionable on probation in the salary range £910 to £1,560 per annum or on contract in the salary range £1,116 to £1,898 per annum, with a gratuity of £37/10 for every three months' satisfactory service, payable on completion of service. Government quarters are provided, if available, at a rental of 10% of basic salary, with a maximum of £150 per annum. Free first-class passages for the officer, his wife, and assistance of up to £75 each for a maximum of two children is granted in respect of their passages or maintenance in the United Kingdom. Leave is granted at the rate of seven days for each month of resident service in a tour of 18 to 24 months.

CANDIDATES should hold a University degree in electrical engineering, or should have passed such examination as will exempt them from Parts A and B of the examination for A.M.I.E.E., and must have special experience of radar, and should preferably have experience of meteorological radio and radar aids.

FURTHER details on application, in writing, to the Director of Recruitment, Colonial Office, Sanctuary Buildings, Great Smith St., S.W.1, giving brief details of age, experience and qualifications, and quoting the reference number BCD 57/14/04/226. Closing date for receipt of initial enquiries October 18th, 1955. [5154]

TEST & Calibration Engineers.

REDIPON, Ltd., Flight Simulator Division, Kelvin Way, Manor Royal, Crawley, Sussex, have vacancies in Crawley and London for Test and Calibration Engineers. Experience in electronic computing mechanisms is desirable and an electronic background of at least to intermediate City and Guilds standard. Housing assistance will be provided for suitable applicants after a trial period.—Apply in writing to Personnel Officer, giving full details of experience and qualifications, including time spent in the Services. [5124]

RADIO officers required for the POST and Telegraphs Department, Nigerian Federal Government, for one tour of 12-24 months in the first instance. Candidates may be appointed (a) on agreement with prospect of permanent and pensionable employment in the salary scale (including expatriation pay), £750 rising to £1,175 a year, or (b) on contract terms with salary scale (including expatriation pay) £807 rising to £1,259 a year with gratuity at the rate of £100-150 a year. Outfit allowance up to £60. Free passages for officer and wife and assistance towards cost of children's passages or grant up to £150 a year for their maintenance in U.K. Liberal leave on full salary. Candidates must have recent experience in operating wireless and direction finding ground stations for air services, and possess a P.M.G. certificate in radio telegraphy, an air operator's certificate, or equivalent service qualification. They must also have a thorough grounding in I.C.A.O. codes and procedures.

WRITE to the Crown Agents, 4, Millbank, London, S.W.1. State age, name in block letters, full qualifications and experience, and quote M2C/41111/WF [5132]

ASSISTANT Signals Officers required by the CIVIL AVIATION DEPARTMENT NIGERIAN FEDERAL GOVERNMENT for one tour of 12 to 24 months in the first instance. Officers may be appointed (a) on agreement with prospect of permanent and pensionable employment in the salary scale (including expatriation pay) £750 rising to £1,315 a year or (b) on contract terms with salary scale (including expatriation pay) £807 rising to £1,423 a year with gratuity of up to £150 a year. Outfit allowance £60. Free passages for officer and wife, and assistance towards cost of children's passages or their maintenance in U.K. Liberal leave on full salary. Candidates must have a knowledge of the fundamental principles of electricity and magnetism and of radio engineering with experience in the maintenance of aeronautical radio transmitters and receivers, direction finders, test equipment and small petrol and diesel engine generator sets. Workshop experience and a knowledge of radar will be of advantage.—Write to the Crown Agents, 4, Millbank, London, S.W.1. State age, name in block letters, full qualifications and experience, and quote M2C/41148/WF. [5189]

E.M.I. ENGINEERING DEVELOPMENT, Ltd.

EXPERIENCED Valve Engineer.

An interesting vacancy has arisen at the Company's Feltham Laboratories for a Valve Engineer with 4-6 years' experience of both valves and microwave generators. Applicants, who should be qualified, will have some knowledge of testing both in quantity, and for special purposes, and will be able to design suitable test equipment, and have some applications experience. The salary offered for this pensionable post is attractive, and the prospects in this active Company are excellent.—Please address your first reply to, Personnel Dept. (ED/252), E.M.I. Engineering Development, Ltd., Blyth Road, Hayes, Middx. [5102]

OPPORTUNITIES IN RADIO

Get this FREE Book!

'ENGINEERING OPPORTUNITIES' reveals how you can become technically qualified at home for a highly paid key-position in the vast Radio and Television Industry. In 144 pages of intensely interesting matter, it includes full details of our up-to-the-minute home study courses in all branches of **TELEVISION and RADIO, A.M. Brit. I. R. E., City & Guilds, Special Television, Servicing, Sound Film Projection, Short Wave, High Frequency and General Wireless Courses.**

We definitely Guarantee

"NO PASS—NO FEE"

If you're earning less than £15 a week this enlightening book is for you. Write for your copy today. It will be sent FREE and without obligation.

BRITISH INSTITUTE OF ENGINEERING TECHNOLOGY **BIET**
388b COLLEGE HOUSE,
29-31, WRIGHT'S LANE,
LONDON, W.8.

PRECISION SHEET METALWORK

We specialise in manufacturing of Chassis in all metals, large or small quantities to your own specifications.

V. W. BEAMISH
Shardeolos Garage, Shardeolos Rd., New Cross, London, S.E.14.
—Telephone: TIDeway 4795—

EUREKA & CONSTANTAN

RESISTANCE WIRES

Prices per ounce

SWG	Enam.	DASC.	SWG	Enam.	DASC.
16	1/6	1/6	28	2/1	2/6
17	1/6	1/6	29	2/2	2/6
18	1/6	1/6	30	2/2	2/6
19	1/6	1/6	31	2/3	2/8
20	1/6	1/6	32	2/3	2/9
21	1/6	1/6	33	2/4	3/-
22	1/6	1/8	34	2/6	3/-
23	1/6	1/10	35	2/8	3/3
24	1/8	2/-	36	2/9	3/6
25	1/10	2/2	37	3/-	3/9
26	2/-	2/4	38	3/3	4/3
27	2/-	2/4	40	3/6	4/9

Wires to 5/4 swg available

COPPER INSTRUMENT WIRE
ENAMELLED, TINNED, LITZ,
COTTON AND SILK COVERED.

All gauges available.

B.A. SCREWS, NUTS, WASHERS, soldering tags, eyelets and rivets.
EBONITE AND BAKELITE PANELS,
TUFNOL ROD, PAXOLIN TUBE COIL FORMERS AND TUBES.

ALL DIAMETERS.

SEND STAMP FOR LIST. TRADE SUPPLIED

POST RADIO SUPPLIES
33 Bourne Gardens, London, E.4

20

CIRCUITS

for 2'6 only

Our 1955 Supa-Handbook, "The Home Constructor" (76 pages), now incorporates—

- * 20 CIRCUITS—Superhets, T.R.F. Sets, Amplifiers, Feeder Units, Test Equipment, etc.
- * SUPERHETS—Full constructional details, supra-simplified layout and point-to-point wiring diagrams for building a variety of superhets.
- * COIL PACK—Full constructional details for building a superhet coil pack.
- * CAR RADIO—Full constructional details, a CHEAP CHARGER—Details for building a RADIO GEN—Pages of information, Resistance, Colour Code, Formulae, and "know-how".
- * RADIO CONTROL—General information and list.
- * RADIOGRAM Constructors list.
- * CATALOGUE—Profusely illustrated price list of components including:—
- SUPACOILS—Variable iron dust cored coils. metres. Aerial H.F. or Osc. 3/- each.
- 30 SUPACOIL PACK—All wave (L/M/S) superhet pack—single hole fixing—recommended for numerous receivers—ready aligned. 47/5.
- 40 SUPACOIL PACK—Similar to above. Ready aligned. 82/-.

(Either of above can be supplied to order to cover any 3 wavebands from our range).
EQUIPMENT LEAFLET 10 gives full easy instructions for YOU to make both these packs. 1/6.

"The most helpful book in the Trade."

SUPACOILS (DEPT. W.10)

21, Markhouse Road, London, E.17
Telephone: KEY 6896

SITUATIONS VACANT
SIEMENS BROTHERS & Co., Ltd.

DEVELOPMENT & RESEARCH LABORATORIES.

THERE are vacancies for:—
SENIOR ENGINEERS to take charge of long-term development in:—
(a) Multi-channel carrier current telephone and telegraph equipment.
(b) Carrier current terminal equipment for radio links, and submarine cable systems employing submerged repeaters.
(c) Electro-acoustics.
(d) Design of new components including miniaturisation.
(e) Transistor applications.
(f) Electronic switching and computing.
(g) New types of mercantile marine radio communication equipment.

ASSISTANT ENGINEERS & LABORATORY TECHNICIANS to carry out the detailed development for the above.
TECHNICAL SALES ENGINEERS for carrier equipment to undertake preparation of tenders, editing and writing technical publications, and training customers' engineers.
APPLICANTS with any of the following qualifications will be considered:—
(i) Degree in physics or electrical engineering with some previous industrial experience.
(ii) Degree and prospective science graduates.
(iii) H.N.C. electrical or telecom. engineering or A.M.I.E.E.
(iv) O.N.C. or equivalent City & Guilds Certificates with practical industrial experience.

ALL are pensionable staff posts with good prospects of advancement.
SALARY according to qualifications and experience.
APPLY in writing to Siemens Brothers & Co. Ltd., Ref. 744/27, Woolwich, S.E.18, stating age, educational qualifications, experience and salary required. [5129]

ROTEL/BRITISH MESSIER, Ltd.

A GRADUATE Electronics Engineer is required for interesting work on electronic amplifiers and test equipment in connection with the development of high-performance G.W. hydraulic servos; the work will also involve the design and development of analogue computers and represents an excellent opportunity for a young engineer to extend his experience in this field. Candidates should possess recent experience in amplifier design and development and be well acquainted with all aspects of feed-back amplifier practice. Membership of the Institution of Electrical Engineers would be advantageous. An attractive salary is offered commensurate with experience and qualifications.—Applications should be addressed to the Personnel Manager, Rotol/British Messier, Ltd., Cheltenham Rd., Gloucester. [5152]

TELEVISION outside service engineers.

FREE car offered for use of experienced engineers for business and private purposes. Several vacancies exist with rapidly expanding company, covering Northampton, Bedford, Luton, Hitchin, Watford, Barnet area. EXCELLENT prospects and good wages, output bonus, overtime and commission; applicants interviewed will receive travelling expenses.—Write in confidence to Group Service Manager, David Robinson, Ltd., 47, St. Peter's St., Bedford. [5099]

E.M.I. ENGINEERING DEVELOPMENT, Ltd.

INSTRUMENTATION ENGINEERS.
AN attractive vacancy exists for an electronic Instrumentation Engineer (one senior and one junior) for the design and development of electronic instruments and instrumentation systems. APPLICANTS should have a sound engineering background (with a degree) and appropriate experience in the design and development of electronic instruments and systems, or closely allied equipment, is essential. In the case of the Senior Engineer, experience in the supervision of small development teams is necessary. THE posts are pensionable and offer excellent opportunities for engineers with an inventive and progressive outlook. PLEASE send full details of training, qualifications and experience in confidence to Personnel Dept. (ED/253), E.M.I. Engineering Dev., Ltd., Hayes, Middx. [5103]

E.M.I. ENGINEERING DEVELOPMENT, Ltd.

A VACANCY exists for an ELECTRONIC engineer to undertake inter-company liaison duties in connection with the distribution and design of telemetry equipment. A wide experience of electronic engineering, including V.H.F. techniques, is essential; experience of telemetry equipment and ability as a technical writer would be an advantage.—Please write with full details to: PERSONNEL Dept. (ED/266), E.M.I. Eng. Dev. Ltd., Hayes, Middx. [5119]

THE MITCHAM WORKS, Ltd., have a vacancy for a male RADIO and television progress engineer in their production control department: the successful candidate will be responsible for co-ordinating activities and progressing materials required for new designs, and therefore a reasonable knowledge of radio engineering is essential.—Please apply in writing to Mr. G. B. King, Personnel Officer, THE MITCHAM WORKS, Ltd., New Rd., Mitcham Junction, Surrey. Quoting ref. D.1. [5137]

COMPONENTS FOR COMMUNICATIONS

The Plessey Company have a considerable programme for the development of new components for application to communication and electronic equipment.

Development engineers and designer draughtsmen who are interested in this type of work should write, giving particulars of experience and qualifications, to

The Personnel Manager,
THE PLESSEY COMPANY
LIMITED,
ILFORD · ESSEX

ELECTRONICS ENGINEERS

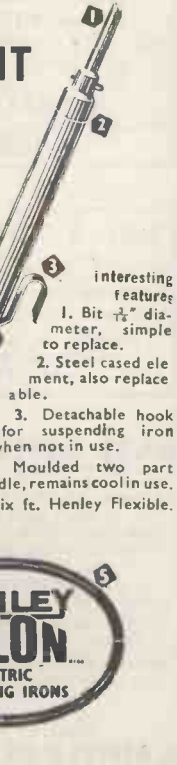
We are a young and expanding section of a well-known organisation in the S.W. London area, and we are engaged on Electronics.

We are looking for a young man (completed or exempted from National Service) to join our team. He should have at least the H.N.C., preferably in Electronics, must understand pulse techniques, and the generalities of radar equipment. He must be able to design circuits, given basic specifications. Such a young man would be encouraged to develop his ideas and improve his knowledge, and his prospects would be bright. The starting salary would be £450-£550 p.a.

If you feel that you fit these requirements, and would like to hear more about the project, write fully and in complete confidence to Box No. 5967. All applications will be acknowledged.

THE INSTRUMENT MODEL


Specially designed for soldering operations in the compact assemblies used in present day radio, television and electronic industries. Weight 3½ oz. excluding flexible. Length 9 in. 25 Watts. Voltage range. 12-50 24/- 100-240 22/-



- interesting features:
1. Bit 1/8" diameter, simple to replace.
 2. Steel cased element, also replaceable.
 3. Detachable hook for suspending iron when not in use.
 4. Moulded two part handle, remains cool in use.
 5. Six ft. Henley Flexible.

W. T. HENLEY'S TELEGRAPH WORKS CO. LTD.
51/53, Matton Garden, London, E.C.1

FROM THE MANUFACTURERS DIRECT



T/V BAND III Converters in cabinet, complete F/M TUNERS, completely assembled chassis AMPLIFIERS for Truvox Tape Deck. TAPE RECORDERS, complete with micro setting for Truvox Deck. *RADIO/RADIOGRAM Superhet Chassis, completely assembled. F3 3 w/band, 5 valves, 4 watt output, wide range tone control. F3 Push/pull 3 w/band, 7 valves, 6 watt output, separate bass and treble controls. H4 AM/FM, 4 w/band, 7 valves, 4 watt output. All with plug-in connections with Pick-up Speaker and Gram. Motor. *With latest type components including Ferrite Rod Aerials, steel chassis advanced and passivated, miniature (BVA) valves.

All goods fully guaranteed. Full trade facilities. Detailed particulars on request.

THE Dutci co. LTD.

97 Villiers Road, Willesden, London, N.W.2. Phone: WIllesden 6678.

The "BANDIT" IS the Answer to BAND III

Send for Lists TELECRAFT LTD. Quadrant Works, Wortley Rd. West Groydon, Surrey THOrnton Heath II91-2-3

MALVYN ENGINEERING WORKS

Precision Engineers Manufacturers of: Chassis, Small Pressings, Machined Components, Wiring and Mechanical Assemblies, to specification. Single and Production Quantities. Enquiries Invited. 100 PARK ROAD, WARE, HERTS. Telephone: Ware 465



PULLIN SERIES 100 TEST METER AC/DC 10,000 A/V 21 RANGES 100µA to 1000 V COMPLETE IN DIE-CAST CASE WITH TEST LEADS CLIPS AND PRODS FULLY GUARANTEED

SENT POST FREE FOR £2.10s. deposit & eleven further monthly payments of £1. Cash Price £12.7s.

Frith RADIOCRAFT Ltd. 69-71 CHURCH GATE LEICESTER

SITUATIONS VACANT WIRELESS Station Superintendent required for the POSTS AND TELEGRAPHS DEPARTMENT, NIGERIAN FEDERAL GOVERNMENT, for one tour of 18 to 24 months in the first instance. Option of appointment (a) on temporary terms with salary scale (including expatriation pay) £864 rising to £1,392 a year with gratuity at the rate of £100/£150 a year, or (b) with prospect of pensionable employment with a salary scale (including expatriation pay) £750 rising to £1,175 a year. Outfit allowance £60. Free passages for officer and wife. Assistance towards cost of children's passages or grant up to £150 annually for maintenance in the U.K. Liberal leave on full salary. Candidates must have had wide, practical experience of modern radio technique and equipment, in particular V.H.F. equipment, and preferably also V.H.F. multichannel equipment. Write to the Crown Agents, 4, Millbank, London, S.W.1. State age, name in block letters, full qualifications and experience and quote M2C/30086/WF. [5188]

APPLICATIONS are invited for pensionable posts as ASSISTANT Examiners in the PATENT Office TO undertake the official scientific technical and legal work in connection with Patent Applications. There are a small number of similar posts in the Ministry of Supply. Applications may be accepted up to December 31st, 1955, but early resignation is advised as an earlier closing date may be announced. Interview Boards will sit at frequent intervals. CANDIDATES must be between 21 and 28 years of age during 1955 (up to 31 per permanent members of the Examination Office Class) and have First or Second Class Honours degree in physics, chemistry, mechanical or electrical engineering, or mathematics. Candidates taking their degrees in 1955 may apply before the result of their degree examination is known.

STARTING emoluments in London, including Extra Duty Allowance for 45 1/2 hour week, between £532 and £729 (men) £642 (women) according to periods of National Service and post-graduate experience, rising to £896 (men) and £793 (women). Promotion to Examiners—£934 to £1,279 (men), £820 to £1,144 (women); normally after 5 years (3 or 4 years in exceptional cases). Women's scales subject to increase under equal pay scheme. Good expectation of promotion to Senior Examiner. Candidates are recruited by selective interview.

APPLICATION forms and further information from the Civil Service Commission, Scientific Branch, 30, Old Burlington St., London, W.1, quoting number S 222/55. [5092]

THE GENERAL ELECTRIC Co., Ltd., has vacancies for:

- 1. TRANSFORMER Designers for a number of development projects including guided missiles. The work involves design of a wide range of types including small power transformers—at mains or audio frequencies—and pulse transformers.
2. ENGINEERS for work on magnetic amplifier transducers.
APPLICANTS should have experience of the design and development of the above types of electronic components and possess H.N.C. C. & G. certificates or equivalent qualifications.
APPLICATIONS will also be considered from ex-Naval R.E.A.s, R.E.S. and R.A.F. personnel who have reached the required technical standard.
APPLY stating age and experience to the Personnel Manager, The General Electric Co. Ltd., Brown's Lane, Allesley, Coventry. Ref. R99. [4994]

ASSISTANT TECHNICAL SUPERVISORS

required by the NIGERIAN BROADCASTING SERVICE for two tours of 15-18 months each in the first instance. Candidates may be appointed (a) on agreement with prospect of permanent and pensionable employment in the salary scale (including expatriation pay) £750 rising to £1,175 a year, or (b) on contract terms with salary scale (including expatriation pay) £307 rising to £1,269 a year with a gratuity of £100-£150 a year. Outfit allowance £60. Free passages for the officer and his wife and assistance towards the cost of children's passages or their maintenance in this country. Candidates should have administrative ability and have had wide theoretical and practical experience of low-frequency amplifiers and radio equipment. WRITE to the Crown Agents, 4, Millbank, London, S.W.1. State age, name in block letters, full qualifications and experience and quote M2C/30482/WF. [5133]

TECHNICAL Instructor (Broadcasting) required by the BROADCASTING SERVICE, Nigerian Federal Government, for two tours of 12 to 15 months each, with possibility of permanency. Salary scale (including expatriation pay) £1,307, rising to £1,453 a year plus gratuity at the rate of £150 a year. Outfit allowance of £60. Liberal leave on full salary. Free passages for officer and wife. Assistance towards cost of children's passages or grant up to £150 annually for maintenance in U.K. CANDIDATES should have had instructional experience and a good theoretical and practical knowledge of radio communication as applied to M.F., H.F. and V.H.F. transmitters and receivers, with a knowledge of mathematics, electricity and magnetism. WRITE to the Crown Agents, 4, Millbank, London, S.W.1. State age, name in block letters, full qualifications and experience, and quote M2C/30513/WF. [5153]

NEW S.T.C. AND "WESTALITE" SELENIUM RECTIFIERS. Largest L.T. range in Great Britain. Latest Current Products. NOT Surplus.

CURRENT PRICE LIST

T. W. PEARCE

S.T. & C. E.H.T. K3/15, 4/5; K3/45, 8/2; K3/50, 8/8; K3/100, 14/8; all post 4d. extra. BRIDGE CONNECTED FULL WAVE. 17 v. 1.2 a., 16/4; 1.6 a., 26/-; 2.5 a., 29/-; 3 a., 30/-; 4 a., 34/6; 5 a., 37/6; all post 6d. 33 v. 0.7 a., 24/3; 1 a., 28/-; 1.5 a., 45/-; 2 a., 51/-; 3 a., 52/-; 4 a., 62/-; 5 a., 67/-; all post 1/-. 54 v. 1 a., 38/6; 1.5 a., 62/-; 2 a., 69/-; 3 a., 70/-; 5 a., 93/-; 72 v. 1 a., 49/-; 1.5 a., 78/-; 2 a., 81/-; 3 a., 92/-; 5 a., 122/-; 100 v. 1 a., 70/-; 1.5 a., 112/-; 2 a., 128/-; 5 a., 174/-; all post 1/4. BRIDGE CONNECTED WITH 7 1/2in. SQUARE COOLING FINS. 17 v. 6 a., 49/6; 10 a., 56/-; post 1/10. BRIDGE CONNECTED HEAVY DUTY FUNNEL COOLED, or 7 1/2in. SQUARE COOLING FINS. Both types, same price. 17 v. 12 a., 102/-; 20 a., 118/-; 30 a., 164/-; 50 a., 172/15/-; 33 v. 6 a., 91/-; 10 a., 104/-; 12 a., 168/-; 20 a., 188/-; 54 v. 6 a., 120/-; 10 a., 142/-; 72 v. 6 a., 154/-; 10 a., 178/-; 100 v. 6 a., 111/-; 10 a., 142/15/-; all post 2/-.

"WESTALITE" (BRIDGE) 12.15 v. D.C., 1.2 a., 15/10; 2.5 a., 27/8; 5 a., 31/9; 10 a., 54/6; 20 a., 99/6; 30 a., 144/10; 50 a., 235/-; 24 v. 1.2 a., 15/10; 2.5 a., 27/8; 5 a., 51/-; 10 a., 92/8; 20 a., 176/2; 36 v. 1.2 a., 27/8; 2.5 a., 51/-; 5 a., 69/10; 10 a., 130/9; 100 v. 2.5 a., 104/10; 5 a., 178/-; 10 a., 356/-.

E.H.T. RECTS., 14D, 134, 22/-; 36 E.H.T. 50, 31/10, 18RA, 1.1.16.1 11/-; All Post extra.

Wholesale and Retail.

Special Price for Export and Quantity

T. W. PEARCE

66 GREAT PERCY STREET, LONDON, W.C.1 Off Pentonville Rd. Between King's Cross and Angel

BRASS, COPPER, DURAL, ALUMINIUM, BRONZE

ROD, BAR, SHEET, TUBE, STRIP, WIRE 3,000 STANDARD STOCK SIZES No Quantity too Small. List on application. H. ROLLET & Co., Ltd. 6 Chesham Place, S.W.1. SLOane 3463 ALSO AT LIVERPOOL, BIRMINGHAM, MANCHESTER, LEEDS

RADIO & TELEVISION COMPONENTS

WE OPERATE A PROMPT & EFFICIENT MAIL ORDER SERVICE "VIEWMASTER" & "TELE-KING" specialists Easy terms available. Stamp (only) for lists JAMES H. MARTIN & CO., FINSTHWAITHE NEWBY BRIDGE, ULVERSTON, LANCs.

BRASS REFLEX CABINETS

Walnut, Mahogany or Oak, veneered, 30-in. high. For 8-in. Speakers, 10-in. Speakers, 12-in. Speakers, £9.0-0d. £9-10-0d. £10-0-0d. carriage paid. FOR BUYERS ABROAD We now have a collapsible Tropic Proof Model of our Standard Bass Reflex Cabinet. (Patent Pending) GOODMAN'S & G.E.C. Full range of cabinets for these speakers. You can see your cabinet being made in our cabinet-making workshop. Cabinets made to order. Armstrong Chassis and Amplifiers. The Leak TL10 Amplifier LOUDSPEAKERS Open till 5.30 Saturdays A. DAVIES & CO. (Cabinet Makers) 3 Parkhill Place, off Parkhill Road, London N.W.3. GULLIVER 5775.

AUTOMATIC TELEPHONE & ELECTRIC COMPANY LTD., LIVERPOOL, 7.

COMMUNICATION ENGINEERS AND DRAUGHTSMEN

The Transmission Department invite applications in senior, and junior, categories for **LINE TRANSMISSION LABORATORY ENGINEERS, and APPARATUS DESIGN ENGINEERS,** and also **DRAUGHTSMEN** with experience in telecommunication and light current engineering. Expanding programmes offer progressive opportunities in interesting work.

Specialist experience in any branch of line transmission engineering is desirable for some of the posts.

The positions offered are on the Company staff, with contributory Pension Fund, and usual staff conditions. Assistance in establishment in the Liverpool area will be given in approved cases.

Applicants should write to the Personnel Manager, Automatic Telephone & Electric Co., Ltd., Strower Works, Edge Lane, Liverpool, 7, giving full details of age, experience and qualifications.

SITUATIONS VACANT
DESIGNER-DRAUGHTSMEN. Vacancies in the Research Department of **SHORT BROTHERS & HARLAND, LTD.,** for work on **INTERESTING military and commercial projects,** including automatic controls, navigational systems and guided missiles. **APPLICANTS** must have:—**EXPERIENCE** of precision, electronic, electro-mechanical, instrument or hydraulic devices, and be able to work on their own initiative. **THESE** are permanent positions in an expanding organisation with new and well equipped laboratories; good salaries and prospects, pension scheme, assistance with housing and removal.

PARTICULARS of age, qualifications and experience, with salary required, to—Staff Appointments Officer, P.O. Box 241, Belfast, Quilkin S.A.89. [5181

ULTRA ELECTRIC, Ltd., Western Avenue, Acton, London, W.3 **ANNOUNCE** the following vacancies for **ENGINEERING Staff:—**

- (1) **TELEVISION Development.**
- (b) **SENIOR ENGINEERS** required for TV receiver design; applicants should have good academic qualifications and experience of the design of radio frequency amplifiers, preferably up to frequencies of the order of 200 Mc/s.
- (c) **JUNIOR ENGINEERS** for time base development; applicants should have good academic qualifications and previous experience in the design of TV scanning circuits.
- (c) **JUNIOR ENGINEERS** with academic qualifications or experience in TV receiver development.
- (2) **RADIO DEVELOPMENT**
- (a) **SENIOR ENGINEERS** required for development of radio receivers embodying the most recent AM/FM techniques, knowledge of FM receiver design desirable.
- (b) **JUNIOR ENGINEERS** required for receiver design; experience desirable but not essential if possessing Hr. N.C. or C. & G. (Telecoms.) Final Cert.
- (3) **ELECTRONICS**
- (a) **SENIOR ELECTRONICS ENGINEER** with some experience of circuit design for work in one of the following:
 - (i) Pulse techniques and general waveform circuitry.
 - (ii) Radar display.
 - (iii) Feedback techniques at video frequencies.
 - (iv) Simple servo devices.

SUCCESSFUL applicants will have opportunities of studying recent American techniques and they should be capable of accurate recording of experimental and design data and the preparation of technical servicing information.

- (b) **ELECTRONIC ENGINEERS** for work on one or more of the above subjects.
- (4) **TEST EQUIPMENT DEVELOPMENT.**
- (a) **TEST EQUIPMENT DEVELOPMENT ENGINEER** for design and development of production test equipment for TV, radio or contract work; applicants should have Hr. N.C. or equivalent and good experience.
- (b) **JUNIOR T.E. ENGINEER** with some qualifications or preferably some experience.
- (c) **MEASUREMENTS SECTION LABORATORY ASSISTANT** (m. or f.) with some technical knowledge and experience of calibration and certification of electronic equipment.

APPLICANTS are requested to write to the Personnel Manager, stating which of the posts is desired and giving full details (in strict confidence) including age, experience and salary expected; Saturday morning interviews can be arranged if desired. [5121

RADIO/Television engineer or improver.— Hammants, Bell St., Henley. [5206

TECHNICAL writers required by large precision instrument manufacturers in the following—

BOILER house and process control gear. Aviation instruments. Radar and other electronic navigation equipment. An engineering background is desirable but not essential, and applicants should be familiar with at least one of the fields mentioned above, and be able to write technical service literature.

SALARIES are in accordance with experience and qualifications but are based on a generous scale. The positions are permanent and favourable pension and payment during illness arrangements, etc., are in operation. **APPLICATIONS,** which can be made in the strictest confidence, should be addressed to The Personnel Manager, Kelvin & Hughes, Ltd., New North Rd., Barking-side Essex. [4883

TECHNICAL writer (radar) required by manufacturer in the London area to compile literature on rada. equipment.

A GOOD general educational and engineering background is necessary, with H.N.C. (including electronics) as the minimum technical standard. **THE** principal requirement, however, is the ability to assimilate information supplied by laboratory technicians and to prepare this in a clear logical sequence suitable for publication as a handbook.

SALARY will be commensurate with experience and ability, but a minimum of £750 per annum is offered and, for a qualified radar engineer who is able to meet the requirements described above, there is scope beyond the position now vacant. **WRITE,** in confidence, giving full particulars of past experience, qualifications, age and salary required, to Box 4624. [4882

TELEVISION engineers required; must be experienced.—Apply Service Manager, Keith Prowse, 159, New Bond St., W.1. [5136


RELAYS TYPE 3000



BUILT TO YOUR SPECIFICATION—EARLY DELIVERY—QUOTATION BY RETURN—PLEASE STATE RESISTANCE OF COIL REQUIRED AND CONTACT BUILD UP.

- VOLTAGE REGULATORS.** Input 230 v. A.C., 21 amp. Output 57.5 v. to 228 in 16 steps with current limiting reactor. These variable transformers are brand new and not removed from equipment. £12 each, carriage 10/-.
 - VARIABLE TRANSFORMER** type 80 CO oil filled. Input 200/240 v. Output 220 v. 7.5 amps. £8/10/- each, carriage 7/6.
 - VERNER DRIVES.** Multihed, scaled 0-180 deg. 38 to 1, diam. 3 inch. 10/6. Post 1/-.
 - VENTAXIA EXTRACTION FANS,** brand new complete with cowl 12 v. D.C., 6in. diam. blades, silent running. Ideal for caravans, etc. £4/10/- each. Post 2/6.
 - AERIAL ROD SECTIONS,** heavy copper plated, 12in. long, any number can be fitted together, 2/6 doz. Post 6d.
 - LOUDSPEAKER.** 12 inch Pleseye 3 ohms, special price 32/6 each. Post 1/6.
 - RELAYS, HIGH SPEED SIEMENS** 1,700+1,700 ohms, just the job for radio controlled models, 22/6 each. Post 1/-.
 - MICROPHONES,** moving coil model T.50 for BC614E Amplifier which is used with the BC610 Halterath, brand new with cable and connector, 60/- each.
 - WAFFER SWITCHES,** miniature, 2 pole 6 way, 3 pole 3 way, 4 pole 3 way, 1 pole 12 way. All at 2/6 each. Ceramic Types, 2 pole 12 way, 10/6, 12 pole 3 way, 15/-, 4 pole 4 way 6/-, 1 pole 3 way 4/-.
 - VALVES—SPECIAL OFFER.**
- | | | | | | | | | |
|------|-----|-----|--------|-----|------|-------|-----|------|
| 5U4G | ... | 8/6 | 6K7M | ... | 8/6 | 6X5GT | ... | 9/- |
| 5Z4G | ... | 9/- | 6SL7GT | ... | 9/6 | 807 | ... | 10/6 |
| 6AR5 | ... | 8/6 | 6SN7 | ... | 11/- | 6F39 | ... | 9/6 |
| 6J5G | ... | 8/6 | 6V6GTG | ... | 9/- | EF50 | ... | 5/6 |

- CONDENSERS, METALMITE,** 350 vt. wkg., .001, .002, miniature, 12/- doz., .005, .01, .02, 10/- doz., .05, 12/- doz., .1, 13/6 doz., .25 Metalpack, 16/- doz., 3.0 Metalpack, 24/- doz.
- TEST METER FSD 1M/A.** Scaled 0/100. Resistance 75 ohms 24in. flush Bound. Fitted in metal case 7in. x 5 1/2in. x 2 1/2in. Ideal for making a universal Test Meter. 35/-, Post 2/-.
- GENALEX EXTRACTION FANS.** 230/250 volt, 50 cy. Induction motor 1,350 r.p.m., 85 watts, 9in. blades, silent running, £8/15/-, Carriage 7/6.
- CELL TESTING VOLTMETERS.** 3-0-3 volts. In leather case with prods. 25/-, Post 2/-.
- RATIO ARM UNITS** by H. W. Sullivan. Brand new. 600 ohms x 600 ohms. 50/-, Post 2/-.
- WHEATSTONE RESISTANCE BRIDGE.** Manganin. 1 to 10,000 ohms. £5.
- GALVANOMETER.** Mirror type, 5 Microamps FSD. Table Model in case 8 x 5 1/2 in., scaled 0/5, 0/25, 0/125 microamps. £10.
- FLUSH METER.** 250 FSD 3 1/2in. **FLUSH MODEL** 537. Specially scaled for test meters. Knife edge pointers, magnetic shield. Brand new, 55/-.
- RACKS P.O. STANDARD** for 19in. panels. Steel channel sides, correctly drilled. Heavy angle base. Height 4ft. 10in. or 6ft.



- ELECTRO MAGNETIC COUNTERS.** Post Office type 11A, counting up to 9,999, 2 to 6 volts D.C. 3 ohm coil, 12/6 each. Post 1/6. Many other types in stock.
- BLOW MOTION DIALS.** 6in. Scaled 0-100, reduction 200 to 1 or direct, 5/6 each. Post 1/6.
- VOLTMETERS.** 0/300 for A.C. Mains 50 cy. Clear 6in. dial., 60/-; 0/15 volts A.C./D.C. 2 1/2in. flush, 15/6.
- VOLTMETERS.** 0/300 D.C. 2in. flush square with external resistance, 10/6; post 1/-, Easily converted to read A.C. by using a 5 Milliamp meter rectifier, at 7/6. Post 6d.
- VOLTMETERS.** 0-20 M.C.2. Flush 10/6 ea. Post 1/-, also 0/300 2 1/2in. round with 1 M/A movement, 30/-.
- INSTRUMENT RECTIFIERS,** Full Wave Bridge. 1 m/A., 8/6 each, 5 m/A., 7/6 ea., 50 m/A., 5/- ea.
- HEADPHONES, HIGH RESISTANCE.** 4,000 ohms. Type CHR. New, 12/6 pair. Post 1/6.
- LISTS AVAILABLE.** Meters, Potentiometers, Resistances. All types including High Stability Carbon and Wire wound. Send large S.A.E.

L. WILKINSON (CROYDON) LTD. DEPT. W.W. 19, LANSDOWNE ROAD, CROYDON

CROYDON TRANSFORMERS
G.R.T. ISOLATION TRANSFORMERS

Type A: Ratio 1-1.25 giving a 25% boost on Secondary.
2 volt 7/6; 4 volt 7/6; 6.3 volt 7/6; 10.8 volt 7/6; 13.3 volt 7/6. Low leakage windings.

Type B: Mains Input 200/250 volts. Multi output, 0-24-6.3-7.3-10 and 13 volts. Input has two taps which increase output volts by 25% and 50%, 15/- each. Low leakage windings.

Type C: For use with 2 volt Tubes with falling emission input 200/250 volts. Output 2-24-24-24-3 volts at 2 amps., 12/6 each. Low leakage windings.

Please add postage 1/- (Trade only).

2, Pawsons Road, West Croydon

THE "Dust Bug"
AUTOMATIC GRAMOPHONE RECORD CLEANER
PATENT APPLIED FOR

From **CECIL E. WATTS**
Consultant and Engineer (Sound Recording and Reproduction)
Oakleigh Grange, High Cross, nr. Uckfield, Sussex.
Or your local dealer.

Price 18/6, plus 6/2 purchase tax.

TELETRON SUPER INDUCTOR COILS

FERRITE ROD AERIALS
Wound on high permeability ferro-cube rod. Medium wave 8/9 Dual wave 12/9.

Type **HAX.** Selective crystal diode coil for tape and Quality amplifiers.

- High Q ● Litz wound
- Dust cored. 3/- ea.

HAX.L. (LW). 3/6 ea. Dual wave TRF. coils, matched pairs (as illustrated) 7/- pr. Transistor coils—1.F.T.'s, etc., etc.


BAND III Converter Coil Set 15/- Circuit and Wiring Diagram 3d. Available from leading stockists.

Stamp for complete data and circuits.

THE TELETRON CO. LTD.
266, Nightingale Road, London, N.9. HOW 2527

Fidelia

**HAND BUILT
QUALITY
UNITS**



**MAJOR
10 VALVE
RADIOGRAM
CHASSIS £32/8/4**

Fidelia Major 12 valve AM/FM model. This model gives V.H.F. F.M. reception plus the normal wavebands and outstanding gramophone reproduction. Price £42/-/-
Fidelia de Luxe 10 valve AM/FM model, a somewhat smaller equipment than our Major model but giving V.H.F. F.M. reception in addition to the M and L wavebands. 7 watt push-pull triode output. Price £32/-/-
Fidelia de Luxe 9 valve model. The basic model of this type, normal Short, Medium and Long wavebands plus provision for gramophone reproduction. Price £25/5/-
Fidelia Standard, 7 valve model with 5 watt triode output stage and all the Fidelia features. Price £21/12/-
Full details of all models willingly on request.



**ELECTRO
Acoustic
DEVELOPMENTS**

2 AMHURST ROAD,
TELSCOMBE CLIFFS,
Nr. Brighton,
SUSSEX
Tel: Percepsen 3136

**"Easco"
INTER-COM &
SOUND Advisors**

BRIGHTON TERRACE, LONDON S.W.9
Phone BR1xton 4961
(3 lines)

EASCO ELECTRICAL
(HOLDINGS) LTD.

FIVE STAR HIGH-FIDELITY PROGRAMME

- ★ **F.M. and A.M. RADIO UNITS** by Chapman, Armstrong, Lowther Sound Sales and Jason. Prices from £15/17/-
- ★ **AMPLIFIERS:** Quad, Leak, Rogers, Sound Sales, Pamphonic Cape. From £20.
- ★ **AUDIO FURNITURE** to house all types of equipment. Prices from £3/10/- Also Speaker Cabinets to take 12in. units ready polished from £9/19/6. Call or send S.A.E. for details.
- ★ **SPEAKERS.** New Models by Goodmans, Wharfedale, W.B., Tannoy, G.E.C., Pamphonic, Sound Sales.
- ★ **TRANSCRIPTION GRAM UNITS.** By Garrard, Collaro, Jason, Connoisseur, Goldring, Decca. Prices from 13 gns.

Demonstrations Daily at:

HOLLEY'S RADIO

285 Camberwell Road, London, S.E.5.
Phone: RODNEY 4988.

Hire Purchase terms arranged. Open all day Saturday.

SITUATIONS VACANT
A LEADING electrical and electronic engineering company in London wish to fill the following drawing office vacancies.
(A) COMPONENTS Draughtsman with O.N.C. standard education and experience in radio or light mechanical engineering.
(B) LIGHTING Fittings Draughtsman with experience of sheet metal work, lighting design and electrical wiring. For both positions training will be given and young men with useful but not related experience will be considered. In addition to good starting salaries, the Company offers excellent staff conditions, pension scheme, canteen, etc.—Apply to Personnel Officer, Century House, Shaftesbury Ave., London, W.C.2. Tel. No. Gerrard 7777. [5096]

RADIO and television engineer (fully experienced) required: house available for right man.—Box 5510. [5079]

ELECTRONIC Engineers are required on a Guided Weapon Project. Minimum qualifications, either:—

(a) Degree plus two years laboratory experience, or
(b) Five years' laboratory experience.
THESE positions are in an expanding project and offer good prospects for the right men; practical electronic engineering experience and the ability to develop circuits with the minimum of supervision are the main requirements. **PLEASE** write to: The Personnel Manager (Technical Employment), De Havilland Propellers, Ltd., Hatfield, Herts, quoting Ref. No. 99. [5178]

I NSTALLATION engineer required, preferably with experience of carrying out microwave field surveys and installation.
AS the post will involve a considerable amount of travelling it is essential that applicants be able to drive.
APPLY, giving fullest details of experience, etc., and quoting Ref. IET/1, to the Personnel Manager, Pye Telecommunications, Ltd., Ditton Works, Cambridge. [5203]

R. B. PULLIN & Co., Ltd. invite applications for the following vacancies in their recently formed and expanding Electronic Development Division:—

(a) **SENIOR Development Engineers:** Applicants should possess an Honours Degree or equivalent qualifications, and should have had several years' experience of the development of electronic circuits, preferably including work on electrical servos and magnetic amplifiers.
(b) **DEVELOPMENT Engineers:** Qualifications to O.N.C. or H.M.C. standard, together with some previous experience of valve circuit design.

THE positions are of a permanent nature; they offer excellent prospects and the opportunity to work in a newly equipped Laboratory on a variety of projects requiring considerable individual technical responsibility and initiative.

A COMMENSURATE salary will be paid. Contributory pension scheme, canteen and recreational facilities.—Applications will be treated as confidential, and should be made to the Superintendent, Electronic Development Division, R. B. Pullin & Co., Ltd., Phoenix Works, Great West Rd., Brentford, Middlesex. [0209]

AIRCRAFT radio mechanic required for maintenance and overhaul work at Croydon.—Apply Morton Engineering Services, Croydon. Tel.: Croy. 7171. [5134]

RADIO and television engineers required; top wages, excellent conditions, pension.—Apply Boyd, Ltd., 18, Crown Place, Kenilworth Town, N.W.5. [5151]

E XPERIENCED fault finders and testers required for work in London on radio and TV. Good positions for right men with one of the most progressive firms in the industry. **APPLY**, Works Director, Pye, Ltd., Cambridge. [5012]

T ELEVISION engineer, fully qualified, able to drive; good wages for the right man.—Radio & Electrical Services, 35, Westbury Ave., Wood Green, N.22. Bowes Park 2068. [5030]

RADIO and/or television engineer required for bench and outside repairs, driver; references, age, experience, salary expected. Field's Radio, Ltd., 52, Hall Gate, Doncaster. [3542]


ELECTRICAL SERVICE (EDGWARE), Ltd. require good service engineer, bench and outside; clear licence; top salary; permanent; congenial.—93, Edgware Rd., W.2. Pad. 2342 [4797]

L ABORATORY Senior and Junior Staff required for interesting work on electro-acoustic devices.—Apply Personnel Officer, 700, Great Cambridge Rd., Enfield, Middx. [5211]

E NGINEER, aged about 20 years, completed National Service, to service amplifier and telephone systems, London area; all applicants interviewed.—Tel. Regent 2689, or write Box 6254. [5195]

RADIO service mechanics required by Smiths (Radmobile), Ltd., for many parts of the country.—Write details of experience and qualifications to Personnel Officer, Goodwood Works, North Circular Rd., London, N.W.2. [0342]

RADIO and TV testing offers scope for an interesting career; young men keen on electronics will be trained and given every opportunity to become qualified testers.—Reply to Pye, Ltd., Personnel Dept., Cambridge. [5014]



E.M.G. INFINITELY VARIABLE STEEP-CUTTING FILTER

No other filter combines all the advantages of this model which are, briefly, to cut response above any desired level between 4,000 and 8,000 c.p.s. at an average steepness of 30 db per octave, easy fixing (connects between 15 ohm speaker and amplifier output), robust construction, no distortion or appreciable loss of volume and cannot introduce hum. Recommended for reducing surface noise on '78' records, cutting 'edge' on some L.P. records, and eliminating high pitched interference on radio.

Price £4/10/- . Leaflet on request
Trade Enquiries Invited.
**E. M. G. HANDMADE
GRAMOPHONES LTD.**
6, Newman St., London, W.1. Museum 9971

**TANNOY
SOUND EQUIPMENT**

Tells you what's going on clearly

WEST NORWOOD · S.E.27
Telephone: GIPsy Hill 1131 (7 lines)

ODDIE FASTENERS

Pat. 507249

THIS FASTENER WITH ENDLESS APPLICATIONS—SIMPLE—POSITIVE SELF-LOCKING. MADE IN A VARIETY OF TYPES AND SIZES. SPECIAL FASTENERS TO SUIT CUSTOMERS' REQUIREMENTS. WIDELY USED IN THE RADIO INDUSTRY.

Illustrated brochure and other information will be gladly sent on request.
DEPT. "W.W."
Oddie, Bradbury & Cull Ltd., Southampton
Tel.: 55883 Cables: Fasteners, Southampton

NEW ZEALAND

CALLING BRITISH EX-SERVICEMEN & EX-SERVICEWOMEN
THE ROYAL NEW ZEALAND AIR FORCE
has a limited number of vacancies
IN THE GROUND TRADES FOR

ex-Servicemen between 21 & 40 years and for ex-Servicewomen between 21 & 30 years.
Commencing pay up to £16 per week.
Free passages to New Zealand and excellent conditions of service.

Write for full information to
DEPT. W.W., R.N.Z.A.F., H.Q.,
Adelphi Building
John Adam Street
London, W.C.2

BOROUGH POLYTECHNIC

Borough Road, S.E.1

Special Lecture Courses in Mathematics will be held during the forthcoming session, as follows:

- I Relaxation Methods—8 lectures commencing 6th October, 1955.
- II Applications of Relaxation—8 lectures commencing 19th January, 1956.
- III Advanced Mathematics for Engineers and Physicists—24 lectures commencing 27th September, 1955.
- IV Statistics—24 lectures commencing 30th September, 1955.

Further particulars may be obtained from the Secretary, Borough Polytechnic, Borough Road, London, S.E.1.

SENIOR DESIGN AND DEVELOPMENT ENGINEERS

required for work of an interesting nature in connection with Microwave, electronic and mechanical development of guided weapons and associated equipment. The vacancies offer ample opportunity for advancement in a modern laboratory.

The positions are permanent and the commencing salaries will be in accordance with experience and will be based on a generous and progressive scale. Degree or H.N.C.

Please reply, in confidence, giving full particulars to:

The Personnel Manager,
THE PLESSEY CO., LTD.,
VICARAGE LANE,
ILFORD, ESSEX.

SITUATIONS VACANT

EXPANDING company manufacturing direct sound recording equipment requires sales manager, age 35-45; previous experience in the industry essential.—Write, stating qualifications and salary required to Box 5770. [5117]

RADIO and Television Engineers required for Service Department of Alfred Imhof, Ltd., holders of current driving licence preferred but not essential.—Please telephone Canonbury 1283 for appointment. [5179]

SENIOR engineer required by first-class dealer, experienced all leading makes good salary and permanent position in a respected private business.—E. P. Fox, Ltd., East Molesey, Surrey. Molesey 2721. [5094]

TELEVISION service technicians for field and bench work in N.W. London; excellent working conditions, congenial surroundings.—Tel. Speedwell 9811 for interview at Northern Lights, Ltd. [5161]

TELEVISION; leading and progressive Murphy dealers need men with good theory background and able to drive, even if little practical experience. Good salary, conditions and prospects.—Singer's, Pad. 7915. [5023]

RADIO and TV testers and fault finders, Pye, Ltd., Cambridge, have vacancies in London and Cambridge for men with factory production experience; attractive rates of pay and prospects of promotion.—Reply to Ref. 124. Pye, Ltd., Personnel Dept., Cambridge. [4968]

EXPERIENCED radio testers and inspectors required for production of communication and radio apparatus, also instrument makers, wires and assemblers, for factory test apparatus.—Apply Personnel Manager, E. K. Cole, Ltd., Ekco Works, Malmesbury, Wilts. [0238]

RADIO Valve Engineers required for senior positions on development with London company; experience of this type of work essential; starting salary ranging from £750 to £1,000 according to ability.—Apply Box 5648. [5106]

RADIO manufacturers in N. London require Electronic Engineers and a Qualified Physicist for original work in connection with semi-conductor materials, circuitry, etc. (including transistors) and for development of wide range of electronic devices.

(a) **APPLICANTS** for the engineering posts should have (for senior appointments) technical training to degree standard with experience in research or development work of this kind;

or (b) **SOUND** education and technical training to standard of City and Guilds full Technological Certificate or equivalent.

In both cases consideration will be given to applicants who, whilst not possessing the above qualifications, can show to the company's satisfaction that they have equivalent knowledge and the ability to successfully pursue the projects contemplated. This concession applies mainly to those in the older age groups who have correspondingly greater practical experience.

APPLICANTS should give full details of educational, technical training, experience, age and salary required, to Box 5723. [5112]

MCMICHAEL RADIO, LTD., Slough, Bucks, have vacancies from time to time for electronic engineers to be engaged on Government projects; those wishing to be considered are invited to write fully to the Chief Engineer, Equipment Division. [0196]

SENIOR and junior design engineers required for high fidelity sound reproduction projects.—Applicants should give full details of qualifications and experience by letter to Chief Engineer, Pye, Ltd., St. Andrew's Rd., Cambridge. [4917]

TV Engineer with initiative, more interested in signal distribution than set maintenance, required in rapidly expanding organisation in London; permanent position with excellent prospects for young man willing to learn. Must be able to drive.—Box 5974. [5149]

UNIVERSITY College London (Gower St., W.C.1) requires electronics technicians for research work in Anatomy Dept., commencing salary up to £720 p.a., depending on age and qualifications, good holidays.—Application forms from Secretary, quoting Anatomy/8. [5095]

ENGINEERS, Physicists, Technicians and Laboratory Assistants are required for British Telecommunications Research, Ltd. Vacancies exist in departments concerned with:—

- (a) Wide-band line communication systems;
- (b) Wide-band microwave radio systems;
- (c) Measuring and Testing equipment for above;

- (d) Magnetic materials and semi-conductors;
- (e) Transistor applications to above fields;
- (f) Wave filters, transformers and networks;
- (g) Electronic switching and counting.

ATTRACTIVE posts are offered to appropriately qualified persons, and the appointments would be permanent.

THE Company operates a superannuation scheme and offers very attractive working conditions with generous holiday and leave arrangements, and good social and recreational facilities.
ALL applications will be dealt with in strict confidence and should be addressed to the Director of Research, British Telecommunications Research, Ltd., Taplow Court, Nr. Maidenhead, Berks. [5143]

To get the best possible performance from KT66 triodes in a circuit such as the Williamson use the

GILSON

15-30 WATT TRIODE OUTPUT

TRANSFORMER

REF. WO794



FEATURES:
A 30-watt size core of grain oriented laminations. Approx. 0.05% core harmonic distortion which figure will be still further reduced by the application of negative feedback.
Level response \pm 1db 2 c/s to 30 Kc/s at 0.15 w
Zf 2 c/s 20 K Ω , 1 Kc 400 K Ω , 30 Kc/s 22 K Ω .
Low winding capacitance. Ratio 10 K Ω A-A, 8 x 0.97 Ω or 8 x 3.7 Ω sec. sections. Max. D.C. 120 mA each anode. Adequate insulation, voltage proof, 3 KV peak overall.

For Unexcelled performance

from your

OSRAM 912 AMPLIFIER

use the

GILSON ULTRA LINEAR OUTPUT TRANSFORMER REF. WO710

specially designed for this circuit

FEATURES:
An adequate core of grain oriented laminations. Low winding capacitance. High primary inductance. Very low harmonic distortion. Very low intermodulation distortion.
Complete stability under all conditions. Modest cost. List price £2.12.6

MAINS TRANSFORMER for 27/6

G.E.C. F.M. UNIT. List Price 27/6

Please write for informative leaflets on the above

R. F. GILSON LTD.

11a ST. GEORGE'S RD., WIMBLEDON S.W.19
Phone: WIMbledon 5695

MAKERS OF NEON SIGN TRANSFORMERS
Specialists in the design and manufacture of small transformers for power and audio frequencies. Contractors to Admiralty, etc., A.I.D. Approved

GENERAL MANAGER

required

for
Radio and Television
Production and De-
velopment Concern.

Superannuation and Insurance
Scheme.

Salary £2,500 per annum

— London Area —

Please reply, giving full
details to:—

Box No. 6256

Cape Electroponics LTD.

Manufacturers of highest quality reproducing
equipment including the new, outstanding,
high fidelity amplifier, the

Cape VL2.

Write for leaflets:

CAPE ELECTROPHONICS LTD.

43-45, Shirley High Street, Southampton

THE OSRAM NINE-ONE-TWO

AMPLIFIER INSTRUCTION BOOK

and

HIGHEST QUALITY COMPONENTS

Available from

COVENTRY RADIO

189, DUNSTABLE ROAD, LUTON.

'Phone: 2677.

Price 3/6, plus 3d. postage

also

Our 1954-5 Component Catalogue at 1/-

YOUR METER DAMAGED?



Leading
Electrical
Instrument
Repairers
to the
Industry

Contractors to the Ministry of Supply and General Post Office.
Repairs by skilled craftsmen of all makes and types of
Voltmeters, Ammeters, Microammeters, Multirange Test
meters, Electrical Thermometers, Recording Instruments
etc. Quik deliveries—for speedy estimate send defective
instruments by registered post to:—

L. GLASER & CO. LTD.

Electrical Instrument Repairers
96-100 ALDERSGATE STREET, E.C.1
(Tel.: MONarch 6822)

SITUATIONS VACANT

MURPHY RADIO, Ltd., have vacancies in their electronics division laboratories for engineers and assistants on design and development work, and also on associated electro-mechanical problems; applicants will be considered in the following categories:

1. **CANDIDATES** with engineering or science degrees or equivalent who have experience in industrial design.

2. **GRADUATES** who have completed military service but have no experience in design work.

3. **CANDIDATES** with lesser qualifications but who have considerable experience in industrial design.

4. **CANDIDATES** under 21 who are at present engaged upon H.N.C. part-time courses.

THE range of work involved is part of an interesting long-term programme in an expanding field and includes:

1. **NAVIGATIONAL** aids.
2. **V.H.F.** and **U.H.F.** transmitters and receivers.
3. **PULSE** systems.
4. **MAGNETIC** information recording systems.

THESE posts are permanent and pensionable, and offer good scope to men of ability; applications, giving full details of qualifications, age, experience, should be addressed to Personnel Department (EDL), Murphy Radio, Ltd., Welwyn Garden City, Herts. [5032]

SENIOR draughtsman required to take charge of small drawing office, electrical and radio experience essential.—Apply in writing to The Personnel Manager, A. H. Hunt (Capacitors), Ltd., Bendon Valley, Garratt Lane, Wandsworth, S.W.18. [0059]

TECHNICAL radio engineer required to control technical aspect of radio and TV production and liaise between design department and works in a well-known London factory. Good position for a keen person with sense of responsibility.

APPLY Works Director, Pye, Ltd., Cambridge. [5011]

ELECTRONIC engineer, degree or equivalent, practical design experience of V.H.F. transmitters and receiver essential; small, rapidly expanding organization on South Coast (near Southampton).—Write full details, age, experience and salary expected to Box 5399. [0263]

ELECTRICAL tester required for H.F. generators, H.N.C. preferred; consideration will be given to applicants with transmitter testing or power engineering experience.—Write, giving full details to Philips Balham Works, Ltd., 45, Nightingale Lane, Balham, S.W.12. Battersea 8521. [5114]

RESEARCH investigator to work on development of new batteries and allied projects; starting salary in the range £600-£900, according to experience; F.S.S.U. superannuation scheme.—Applications to The Director, Tin Research Institute, Fraser Rd., Greenford, Middlesex. [5090]

DRAUGHTSMAN required by progressive firm of radio manufacturers in North London to take charge of small drawing office; must be experienced in the design of jigs and fixtures and small mechanical assemblies.—Please write, giving details of qualifications, etc., to Box 5835. [5131]

SENIOR and Junior Electrical and Mechanical Draughtsmen required for the control gear drawing office to the British Thomson-Houston Company, Melton.—Please apply in writing to Manager, Drawing Offices, British Thomson-Houston Co., Ltd., Rugby, giving details of age, experience, etc. [5113]

SENIOR and junior electrical and mechanical draughtsmen required for the electronics drawing office of the British Thomson-Houston Co., Blackbird Rd., Leicester.—Please apply in writing to Manager, Drawing Offices, British Thomson-Houston Co., Ltd., Rugby, giving details of age, experience, etc. [5086]

ELECTRONIC/Electrical Engineer required by London Component Manufacturers for test gear development and supervision of maintenance. Minimum age 30. A good salary can be offered to engineer with definite practical ability.—Write full details experience and present remuneration.—Box 5949. [5146]

ASSISTANT foremen (25-35) required by a well-known firm of radio component manufacturers in Wandsworth, some electrical knowledge and ability to control female staff essential.—Write, giving full details of age, experience and salary required, to Box 5940. [0060]

DRAUGHTSMAN required. Experienced in electrical installation, planning, switchgear, power distribution and wiring. Radio knowledge not essential.—Apply personally or write to The Secretary, Marconi's Wireless Telegraph Co., Ltd., New Street, Chelmsford, Essex, stating age, training and experience. [5144]

ELECTRONIC/Electrical Engineer required to take charge section concerned with measurements and test gear for capacitors. Experience of capacitor specifications and performance an advantage. Generous salary according to age and experience. Location E.17.—Write Box 5943. [5145]

SENIOR television development engineer with administrative experience required, capable of carrying out development projects with minimum supervision up to production stage, Kingston area.—Write, giving full personal details, stating salary required, Chief Engineer, Box 5942. [0123]

VACANCIES IN GOVERNMENT SERVICE AT CHELTENHAM

1. Instrument Makers with fitting and machine shop experience in light engineering.
2. Radio and Electronic Mechanics and Assembler Testers with experience of telecommunications equipment.

BASIC PAY

£7/18/10 plus merit pay up to £2/10/-, assessed at interview, based on ability and experience.

Opportunities for permanent and pensionable posts.

Apply to: Personnel Officer, G.C.H.Q. (Foreign Office), 53, Clarence Street, Cheltenham.

AUTOMATIC (TIME) SWITCHES

New and reconditioned 15 day clockwork and electric switches

from 35/-

Send S.A.E. for illustrated details to—

**DONOHUE (TIMERS) GEORGE STREET
NORTH SHIELDS, NORTHUMBERLAND**

LOCKWOOD

makers of

Fine Cabinets

and woodwork of every description
for the Radio and allied trades

LOCKWOOD & COMPANY

Lowland Rd., Harrow, Middlesex. Byron 3704

ENGINEERS!

Whatever your age or experience, you must read "ENGINEERING OPPORTUNITIES." Full details of the easiest way to pass A.M.I.Mech.E., A.M.I.C.E., C. & G. (Electrical, etc.), General Cert., etc., on

144 PAGES

Free!



BRITISH INSTITUTE OF ENGINEERING TECHNOLOGY

B.I.E.T.

387 College House, 29-31, Wright's Lane, London, W.8.

'Radiospares'
Quality Parts

THE
SERVICE ENGINEER'S
FIRST CHOICE

SMITH'S of EDGWARE ROAD

Can now supply a full range of 4-sided Blank Chassis of 16 gauge half-hard aluminium.

Size (inches)	Price	Size (inches)	Price
6 x 4 x 2 ...	4/6	10 x 8 x 3 ...	8/6
7 x 5 x 2 ...	5/-	13 x 8 x 2½ ...	8/9
8½ x 5½ x 2 ...	5/6	12 x 9 x 2½ ...	8/11
10 x 4 x 2½ ...	6/-	14 x 7 x 3 ...	9/-
9 x 7 x 2 ...	6/6	13 x 10 x 2½ ...	9/9
12 x 4 x 2½ ...	6/6	14 x 10 x 2½ ...	10/-
9 x 8 x 2½ ...	7/3	15 x 10 x 3 ...	10/3
10 x 8 x 2½ ...	7/6	15 x 10 x 2½ ...	10/6
12 x 5 x 3 ...	7/9	17 x 10 x 2½ ...	11/3
11 x 7 x 2½ ...	7/11	17 x 9 x 3 ...	11/9
11 x 8 x 2½ ...	8/-	17 x 10 x 3 ...	12/6

Other sizes pro rata plus 2/6
Keep this List for reference.

Panels cut to any size 4/- per sq. ft. and pro rata. Special discount for quantities of the above. Prices include postage and packing.

H. L. SMITH & CO. LTD.
287/289 EDGWARE ROAD, LONDON, W.2
Telephone: Paddington 5891
Hours 9 till 6 (Thursday, 1 o'clock)
Near Edgware Road Stations, Metropolitan & Bakerloo



DECCA RECORD PLAYERS
Standard or L.P.
List Price £12/1/6
OUR PRICE
6 GNS.
Packing, carriage, insurance, etc., 10/6.

Decca 78 r.p.m. variable speed record players, fitted centre drive Garrard motors, 11fr plug-in heads, sapphire styl, Rexine case. List price £12/18/5. Our price £6/19/6. Packing, carriage, insurance, etc., 10/6.

Send stamp for bargain list of record players.

RONALD WILSON & Co.
12, BRIDGE ST., WORCESTER

This UNIQUE BENDER



Quickly and Accurately Forms Angles, Channels, Sections, Boxes, Lids, Trays, Tanks, Chassis Brackets, Clamps, Clips, Shruds.
Chemical, Electronic and Electro Medical apparatus. Used by leading Radio Manufacturers. Invaluable to Servicing Engineers, Hospitals, Universities and Research Workers.

For 6 page Folder write to:—

A. A. TOOLS (W)
197a Whiteacre Rd., Ashton-u-Lyne
Every genuine A.A. tool bears this mark.

SITUATIONS VACANT
CAR radio filter required by leading motor vehicle distributors: substantial installation experience an advantage; excellent rates of pay; pension scheme, etc.—Apply Service Manager, Lamb's, Ltd., Standard House, Southend Rd., Woodford, Essex. Wanstead 6666. [5138]

ESASCO covering Assistant development engineering, covering marine, sound and communication equipment; excellent prospects for advancement.—Apply in confidence to the Personnel Director, Esasco Electrical (Holdings), Ltd., 6-8, Brighton Terrace, London, S.W.9. Tel. Brixton 4961. [5150]

ASSISTANT engineers required for radio communication development work; good prospects for men with H.N.C. or equivalent; commencing salary according to age and experience.—Apply in writing, stating age, experience, etc., to Siemens Brothers & Co., Ltd., Ref. T44/23, Woolwich, S.E.18. [5128]

TECHNICAL writer required for instructional handbooks on X-ray and electro-medical equipment; ability to read electrical circuit diagrams essential. Apply, stating experience and salary required, to Service Department, General Radiological, Ltd., 18, New Cavendish Street, W.1. [5204]

LABORATORY assistant required for test and calibration of wireless, radar, electronic measuring instruments; should be capable of setting up basic calibration and experimental equipment; 5-day week. Write or phone, Adams Laboratories, Gowan Ave., Fulham. Renown 5831. [5191]

SENIOR and Junior Electrical and Mechanical Draughtsmen required for the electronics drawing office of the British Thomson-Houston Company, Blackbird Road, Leicester.—Please apply in writing to Manager, Drawing Offices, British Thomson-Houston Company, Ltd., Rugby, giving details of age, experience, etc. [5180]

DEVELOPMENT engineers; a leading manufacturer of domestic radio and television equipment invites applications from qualified men with experience in this field for responsible positions in the laboratories.—Those interested should write, giving brief details of qualifications and experience, to the Personnel Manager (Ref. D.E.), Box 4594. [4872]

CIRCUIT draughtsman and illustrator with experience of preparation of drawings for technical publications required in recently formed publications group, dealing with guided weapons and other development projects.—Apply, stating age and experience, to the Personnel Manager, The General Electric Co., Ltd., Brown's Lane, Coventry. Ref. RG. [5120]

VACANCIES exist for engineers in radio and radar field at our various depots. Applicants should possess First Class P.M.G. Wireless Certificate or Ministry of Transport Radar Certificate. Applications from long-service Naval personnel welcomed.—Reply to W. H. Smith & Co., Electrical Engineers, Ltd., 68, Grosvenor St., Manchester, 1. [5072]

ELECTRONIC engineers and physicists required for rapidly expanding research department; candidates should have experience of electronic instrument development; experience in pulse circuits or ultrasonics desirable but not essential; B.Sc. or H.N.C. standard.—Write full particulars to Glass Developments, Ltd., Brixton, S.W.2. [5084]

ENGINEERS (radio valves) are required for all grades of work on development, production and pre-production; experience necessary for senior appointments; no previous experience necessary for the junior posts but O.N.C. or B.Sc. (Inter) minimum qualification.—TA/8, Personnel Dept., M.O. Valve Co., Ltd., Brook Green, Hammersmith, W.6. [5105]

A. H. HUNT (CAPACITORS), Ltd., require draughtsmen for their New Addington factory, preferably with mechanical and electrical experience for work on special purpose machines.—Write, giving age and previous experience to The Personnel Manager, A. H. Hunt (Capacitors), Ltd., Bendon Valley, Garratt Lane, Wandsworth, S.W.18. [0057]

BANGKOK—Eastern Merchants require salesman for well-known makes of radio, also electrical equipment; good technical background essential, knowledge stock-keeping an advantage, age about 25, bachelor, annual increments, cost-of-living allowance, provident fund, pension scheme, free accommodation and passage.—Write Box 1445, c/o Abbots, Eastcheap, London, E.C.3. [5158]

UNIVERSITY COLLEGE LONDON (Gower St., W.C.1) has vacancy for Electronics Technician for research and development work in speech communication; interest in acoustics and ability to work independently an advantage; salary up to £620 p.a. depending on experience and qualifications.—Application forms from Secretary, quoting Phonetics/6. [5108]

A NORTH London electronics company require a manager for their large transformer and an accurate salary commensurate with his qualifications, will control a planning and progress staff, supervisors and approximately 300 operators. Applicants should be familiar with modern manufacturing techniques as applied to television and radio transformers, chokes and coils, and should have a good knowledge of Government contract requirements. WRITE, giving age qualifications and salary required. Box 5771 [5118]

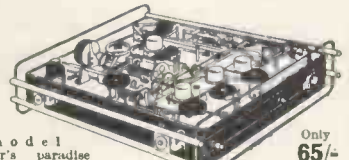
SSC Bargains from SHERMAN'S

Money-Back Guarantee!


APOLLO SPRAY GUN Ideal for model maker and handy man. Will spray paints, insecticides, etc. Will work from foot pump, spare car tyre, compressor, etc. New and boxed. **15/-** P. & P. free.



BOMB SIGHT COMPUTER



A model maker's paradise over 65lb. of magnificent made gears, driving shafts, bearings, miniature motor, repeater motor, gyroscopes, etc. All supplied in a strong wooden transit case 24in. x 22in. x 11in. high, which itself is ideal as a tool box. **Only 65/-** Each. P. & P. free.



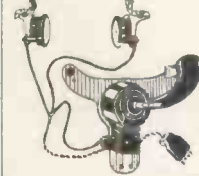
ROLLING RULE

All metal, three pairs of built-in rubber 2/9 rollers. Ideal for draughtsmen, book-keepers, etc. **7/9** Universal model, brand new, Ex-R.A.F. free.



AMERICAN TOOL KIT

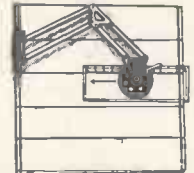
Containing 1 x 7/16 in., 1 x 1/2 in., 1/2 x 3/4 in. A.F. spanners, 3 hexagonal wrenches. Slip joint pliers. Screwdriver. 1 ignition spanner complete in strong canvas bag. P. & P. 1/7. **9/11**



EX RAF HEADSET

Comprising Lightweight Headphones and Breast Microphones. Complete with cord. **25/-** PER SET Packing and Postage 1/6.

CHARTBOARD



Ideal as a drawing board. 17in. sq. Complete with pantograph arm, protractor head and Perspex scale. P. & P. free Each **30/-**



IMPELLER PUMP

Approx. 30in. long by 2in. dia., 2 amp. at 24 v. D.C. Will work on 12 v. at 4 amps. D.C. Ideal for bilge pumps or for transferring fuel or water to heater tanks. Pump is self-cooled by liquid passing through it. Brand new, boxed. P. & P. free. Each **39/6**

NEW CATALOGUE

Send 1/- for latest edition packed with Bargains. Refunded on first purchase.

TERMS—CASH WITH ORDER. C.O.D. 1/- EXTRA. Phone Orders Accepted. (Dept. W.19)
359, KILBURN HIGH ROAD, N.W.6.
479, HARROW ROAD, LONDON W.10
ELGar 5857
HIGH STREET HARLESDEN N.W.16

SHERMAN'S SUPPLY COMPANY SSC

Band III Convertors



TYPE 30
For Band III reception with any type of receiver. A sensitive beautifully designed unit completely enclosed with its own power supply. Price £8/5/- complete.

TYPE 32 SWITCH UNIT
A remote control for mounting in or on the television receiver permitting switching from B.B.C. to I.T.A. programmes with the Type 30 convertor unit mounted in any convenient position. Price £1/5/- complete.

TYPE 33 CONVERTOR
A sensitive low noise convertor unit as the Type 30, but including remote switch panel for One Band I and Two Band III stations. Price £10/2/6 complete. Leaflets with pleasure on request.

SPENCER-WEST,

Quay Works, Gt. Yarmouth.

Telephone: 3009.
Grams: Spencer-West, Gt. Yarmouth.

FM and HI-FI COMPONENTS

In stock for the

WIRELESS WORLD FM TUNER UNIT	
DENCO FM TUNER	circuits 1s. 6d.
RADIO CONSTRUCTOR FM	" 2s. 0d.
MULLARD AMPLIFIER	" 2s. 6d.
OSRAM 912 AMPLIFIER	" 3s. 6d.

Separate price lists on request to

J. T. FILMER MAYPOLE ESTATE
BEXLEY, KENT
Tel.: Beztleyheath 7987



A.I.D.

Approved

TRANSFORMERS

of all types up to 25 KVA for Single or Three Phase operation, Phase Conversion, etc.

MAINS

Output, and Special Purpose Transformers for Radio Equipment; Chokes, etc.

COILS

for Contactors, E.M. Brakes, Air Valves, etc., and Coil WINDINGS for all purposes.

SOLENOIDS

for A.C. and D.C. Operation.

W. F. PARSONAGE & Co., Ltd.
INDUCTA WORKS · Park Rd · Bloxwich · Walsall
Telephone: BLOX 66464

CASH PRICE ONLY. NO INTEREST CHARGES ON WEBB'S "6 MONTHS CREDIT PLAN", and no instalments to worry about. You pay by Banker's Order.

EXAMPLES:

Rogers "Rd. Junior" Amplifier £26
Deposit £5.4.0 and 6 payments of £3.9.4.
Eddystone "750"

Communications Receiver £68
Deposit £13.12.0 and 6 payments of £9.1.4.
Any combination of apparatus accommodated.

Write or phone for details from

WEBB'S RADIO

14 SOHO STREET, W.I. GERrard 2089

SITUATIONS VACANT

ASSISTANTS (Scientific)—The Civil Service Commissioners invite applications for pensionable posts; applications may be accepted up to 31st December, 1955, but early application is advised as an earlier closing date may be announced either for the competition as a whole or in one or more subjects; interview boards will sit at frequent intervals.

AGE at least 17½ and under 26 years of age on 1st January, 1955, with extension for regular service in H.M. Forces, but candidates over 26 with specialised experience may be admitted.

CANDIDATES must produce evidence of having reached a prescribed standard of education, particularly in a science or mathematical subject; at least two years' experience in the duties of the class gained by service in a Government Department or other civilian scientific establishment or in technical branches of the Forces essential in one of the following groups of scientific subjects:—

- (i) Engineering and physical sciences.
 - (ii) Chemistry, bio-chemistry and metallurgy.
 - (iii) Biological Sciences.
 - (iv) General (including geology, meteorology, general work ranging over two or more groups (i) to (iii) and highly skilled work in laboratory crafts such as glass-blowing).
- INCLUSIVE** salary scale £262 (at 18) to £545 (men) or £469 (women). Starting pay up to £402 (men) or £362 (women) at 25. Women's pay subject to improvement under Equal Pay scheme, somewhat less in provinces; opportunities for promotion.
- FURTHER** particulars from Civil Service Commission, Scientific Branch, 30, Old Burlington St., London, W.1, quoting No. S 59/55. [5159]

A SENIOR mechanical designer is required by a Midlands manufacturer engaged in the complete engineering and production of a variety of electronic products. First-class design with experience of design work in the light engineering field are invited to write, giving brief details of career and qualifications, to the Personnel Manager (Ref. S.M.D.), Box 4595. [4871]

EX-SERVICE radar and radio technicians are invited to apply for posts as engineers for work on radar and other electronic products of a large Midland manufacturing organization; further training will be given where necessary; 5-day week; excellent prospects.—Apply, giving details of experience to date, to the Personnel Manager (Ref. E.S.R.), Box 4592. [4870]

JUNIOR Electronic Engineers/Radio Mechanics wanted for installation, maintenance and operation small radio transmitting stations in U.K. and abroad; candidates must have good basic training in radio and some industrial experience; must be single and medically fit and prepared to travel abroad; excellent prospects; U.K. salary up to £500 after training and very much more abroad.—Write Box 4017.

ELECTRONIC Engineers required for work on the application of radio valves for future development; work calls for vision and imagination combined with circuit experience; O.N.C. or Inter. minimum qualifications; week or monthly staff vacancies available according to experience.—Quote EE/3, Personnel Dept., M.O. Valve Co., Ltd., Brook Green, Hammersmith, W.6. [5104]

IMPORTANT Public Company in the Television and Radio Industry requires a first-class executive to head their technical organisation. Man under 40 preferred. Experience of a high order required. Pensionable employment at a salary of between £3,000 to £5,000 per annum according to experience and ability.—Write full details in strict confidence to (A) Box 6206. [5185]

SENIOR technical executive required for leading Public Television and Radio Company to control its nation-wide service organisation. Knowledge of modern methods essential. Pensionable employment for man not over 40. Emoluments offered are between £1,500 and £2,000 per annum according to experience and ability.—Write full details in strict confidence to Box 6207. [5186]

ELECTRICAL Engineer and Laboratory Assistants required by a light current engineering firm London S.E. area; preferably holding H.N.C. and experienced in development of capacitors or transformers and measurements on insulating or magnetic materials; canteen and sports club facilities; give particulars of education, experience, age and salary required.—Box 5658. [5107]

ELECTRONIC heating, senior and junior development engineers and applications engineers required with experience of induction, dielectric or plastic welding equipment; excellent prospects in an expanding division; 5-day week; pension scheme; canteen.—Write confidentially to the Chief Engineer, Industrial Electronics Division, Redifon, Ltd., Broomhill Rd., S.W.18. [5125]

RADIO and television servicing mechanic/instructor (unestablished) required at Government Training Centre, Perivale, Greenford, Middlesex. Applicants must be British subjects who have undergone the usual trade training followed by at least 5 years' practical experience on fully skilled work. A wide knowledge of theory and practice of radio and television principles is required and applicants with City and Guilds Certificates, etc., preferred. Starting salary at age 28 and over £605, rising by annual increments to £695 per annum. Application forms obtainable from Regional Controller, Ministry of Labour and National Service, Hanway House (Room 310), Red Lion Square, W.C.1. [5190]

NEW BOOKS ON RADIO & TELEVISION

Practical T.V. Aerial Manuals for Bands I and III, by E. Laidlaw	4/9
Radio Amateurs Handbook A.R.R.L. 1955	31/-
Practical Wireless Service Manual, by Camm, New edition	18/6
World Radio Handbook, by Lund Johansen	10/-
Simple Electronic Musical Instruments for the constructor, by Alan Douglas	5/3
New Brimar Valve and Telcube Manual No. 6	5/3
T.V. Engineers Pocket Book, by E. Molloy	10/10
Fundamentals of Transistors, by L. Krugman	21/6
T.V. Preampifiers for Bands I and III, by B. L. Morley	5/3
Radio Designers Handbook, by Langford Smith	43/6
The "Univerter" complete details of an efficient convertor for commercial TV	4/-

ALL POST FREE. Write for New List of ENGLISH and AMERICAN BOOKS AND PERIODICALS

UNIVERSAL BOOK CO.

12 LITTLE NEWPORT STREET, LONDON, W.C.2 (adjoining Lisle St.)

WORKSHOP

BENCHES


BY SPECIALISTS

POWNALL MAL 4464

Blagdon Road, New Malden.

METER CASES

BLACK RIPPLE FINISH. 18 S.W.G. STEEL.



Rubber Mounting Feet

4" x 4" x 5"

10/4

5" x 5" x 8"

18/6

POST PAID

Holes cut 1/6 Extra

Metalwork to Order. Trade Supplied. Catalogue on Application.

BURN ENGINEERING LTD.
HALL LANE WORKS, HALL LANE, AINTREE, LIVERPOOL, 9.

MORSE CODE Training



COURSES for BEGINNERS and OPERATORS, also a SPECIAL COURSE for passing the G.P.O. Morse Test for securing an AMATEUR'S TRANSMITTING LICENCE.

Send for the Candler BOOK OF FACTS. It gives details of all Courses

Fees are reasonable.

Terms: Cash or Monthly Payments.

THE CANDLER SYSTEM CO.

(55W) 52b ABINGDON ROAD, LONDON, W.8

Candler System Co., Denver, Colorado, U.S.A.

**More Bargains
for YOU!**

VARIABLE SLIDER RESISTANCES for immediate delivery, 500 ohms 2-0.36 amps., 260 ohms 4-1.2 amps., 72 ohms 1.5-4 amps. Enclosed, geared movements. Write for full list and send enquiries.

MOTOR BLOWERS. 230 volts A.C. 0.4 H.P. Motor by B.T.H., continuously rated, 12in. fan, in. x 2in. outlet; brand new surplus for wall or floor mounting.

METERS. 5in. Met-Vick A.C. Ammeters 5/bd type 0-50 amps., 65/-, 4in. A.C. Ammeters 0-15 amps., 35/-, 2in. A.C. Voltmeters 0-15 volts, 8/6, post 1/-. G.E.C. 4in. D.C. Moving Coil Voltmeters, 0-150 volts 1/C., 45/-.

FREQUENCY METERS. 6in. 5/bd. Ironclad type, 40/60 cycles, 230 volts, new, £15.

LIGHTING PLANTS. 360 watt 12/18 volts, Alco Lyon with 5/bd. and fuel tank, £20, carr. extra. 1,260 watt Villiers and J.A.P. Sets, £40, carriage extra. Write for list.

ROTARY CONVERTERS. 110 volts or 220 volts D.C. input, 230 volts A.C. 50 cycles S.P. output, 200 watts, £12/10/-, carr. extra. 24 volts D.C. input, 230 volts A.C. 50 cy. output, 100 watts £4/5/-, carr. 5/-.

Leslie Dixon & Co.

Dept. A, 214 Queenstown Road, London, S.W.8
Telephone: MACaulay 2159

**VACANCIES FOR SKILLED
CRAFTSMEN IN GOVERNMENT
DEPARTMENT AT CHELTENHAM**

Applicants required with experience of:—

- (a) Maintenance and Installation of Teleprinters, Auto-transmitters, Performors, Re-performors or experienced in
- (b) Cabling, Wiring, Distribution frames, Jack fields or a knowledge of
- (c) Long distance radio communication systems, Line telegraph systems (e.g. V.F.) Multiplex and five-unit telegraph code.

BASIC PAY: £7/18/10 plus merit pay up to £2/10/-, assessed at interview, based on ability and experience. Opportunities for permanent and pensionable posts.

5-day week—good working conditions—single accommodation available.
Apply to: Personnel Officer, G.C.H.Q. (Foreign Office), 53 Clarence Street, Cheltenham.



METER REPAIR SERVICE

ALL TYPES and MAKES Single and Multi-Range METERS SUPPLIED FROM STOCK OR CONVERTED TO ANY RANGE

Phone for immediate service

THE ELECTRICAL INSTRUMENT REPAIR SERVICE

329 Kilburn Lane London, W.9

Tel.: LADbroke 4168

SITUATIONS VACANT

ASSISTANT for electronics laboratory, able to take charge of routine testing of equipment including small power transformers; good prospects of advancement for man who is capable of taking charge of all testing at later date; basic requirements are a sound technical background and a willingness to learn.—Apply S. H. Electronics, Ltd., Byron Road, Harrow, Tel. Harrow 7744/5. [5139]

MODEL makers—vacancies exist for skilled model shop mechanics for prototype work on electronic instruments, mainly for the M.O.S. a high standard of wiring, together with the ability to read circuit diagrams is essential; rates will vary according to skill, but will be in the region of 5/3 per hour.—Write to The Wayne Kerr Laboratories, Ltd., Sycamore Grove, New Malden, Surrey. [5088]

TV and radio chief of test; progressive position offered in a North London factory for a man with experience of production testing TV and radio sets; qualifications to include D. & G. Telecom. III or equivalent, substantial practical experience and established ability to control staff; experience of test equipment design or maintenance desirable; substantial salary and prospects of promotion. REPLY to Ref. 246 Pye. Ltd., Personnel Dept., Cambridge. [4969]

APPLICATIONS are invited from engineers of Inter-B.Sc. or Higher National Certificate standard for investigation and development work on thermionic valves; five-day week staff pension scheme, modern welfare amenities.—Apply, giving full particulars of age, qualifications and experience to Personnel Superintendent, The Edison Swan Electric Co., Ltd., Cosmos Works, Brimsdown, Enfield, Middlesex. [5115]

ELECTRONIC engineer—An electronic engineer is required for a development laboratory on a guided weapon project. Degree or H.N.C. preferable. The applicant should be capable of working on his own initiative with a minimum of supervision. Experience of pulse circuitry an advantage.—Write in detail, quoting Ref. 65, to The Personnel Manager (Technical Employment), de Havilland Propellers, Ltd., Hatfield, Herts. [5013]

LABORATORY Technician required for electrical Engineering Department for work mainly in the design and development of electronic apparatus. Commensurate salary according to age and experience. In the scale £340X£15—£415 (BAR) £440X£20—£480 plus London Weighting (max. £30). The successful applicant must join the contributory pension scheme—application, giving age and full details of experience, to the Secretary, King's College, Strand, W.C.2. [5187]

RADIO technicians required by International A.Radio, Ltd. for overseas service; permanent and pensionable positions, inclusive salary from £894 per annum to £1,373 per annum, tax free, according to marital status; free accommodation; kit allowance; free air fares; generous U.K. leave—qualified candidates to whom replies only will be sent please write quoting RT to Personnel Officer, 40, Park St., W.1. [2062]

DRUGHTSMEN with experience in electronic equipment are urgently required for work on aircraft equipment by S. Smith & Sons (England), Ltd., at Cheltenham; high salaries for suitable applicants with excellent working conditions in pleasant surroundings. Housing assistance, pension scheme, permanent positions.—Apply, Personnel Manager, S. Smith & Sons (England), Ltd., Bishops Cleeve, Nr. Cheltenham, quoting reference No. 63/EN. [5122]

BANGKOK—Eastern merchants require young man to work in radio and electrical equipment centres; an amateur radio enthusiast with some commercial experience would suit; high standard of general education essential, age about 24, bachelor, annual increments, cost-of-living allowance, Provident Fund, pension scheme; free accommodation and passage.—Write Box 1449, c/o Abbots, Eastcheap, London, E.C.3. [5157]

GENERAL Manager required with view to directorship in near future, must be accustomed to production of transformers and high-grade electronic coils; good technical knowledge, capable of negotiating at executive level, and experience in control of female labour essential; attractive starting salary with excellent prospects.—Write in first instance to: Secretary, Magneto Winding Co. Ltd., Creek House, High St., Kingston-on-Thames, Surrey. [5148]

RADAR, television and radio testers; practical men with a sound basic knowledge of electronics and preferably some experience in one of the above categories are required by the test department of a leading Midlands manufacturer; the work is of considerable interest and offers scope for technical advancement; ex-Service technicians are particularly suitable.—Applicants should write, giving details of experience, to the Personnel Manager (Ref. R.T.R.), Box 4591. [4869]

DRUGHTSMEN—Senior and medium grades are required for design and development work on electronic test equipment, applications are invited from men with initiative and design ability to join design teams of engineers and model makers, a knowledge of M.O.S. design standards and procedure is desirable; extremely attractive salaries will be offered to suitable applicants.—Write to The Wayne Kerr Laboratories, Ltd., Sycamore Grove, New Malden, Surrey. [5087]


**TV Tubes
guaranteed 6 months**

12in. MULLARD TUBES. £5. 6-month guarantee, 3 months on other makes. As we have been selling for the past 4 years. 15/6 ins. carr. on all tubes.

14in. WIDE ANGLE. £7/10/-. Picture shown to callers, 6-month guarantee.

17in. WIDE ANGLE. £12/10/-. Guaranteed 6 months. Picture shown to callers.

TV CHASSIS 97/6



T.V. 12in. CHASSIS. 97/6. Complete chassis by famous manufacturer. R.F. E.H.T. Unit included. Drawing FREE. Easily fitted to Table or Console model. Owing to this chassis being in three separate units (Power, Sound and Vision, Timebase) inter-connected, THIS CHASSIS IS LESS VALVES AND TUBE, but see our catalogue for cheap valves, Our £5 Tube fits this Chassis. List of valves by request. Carr. 5/- London. 10/- Provinces.

T.V. TIME BASES. 10/6. Containing scanning coil, focus unit, line trans., 10 controls, etc.; famous mfr. Drawing FREE. Post 2/6.

POWER PACK. 29/6. 5KV. EHT. 325V. 250 m.a. smoothed H.T. heaters 6V, 5 amp., 4V, 5 amp., 4V, 5 amp., with extra winding for 2- or 4-volt tubes. Carr. 4/6.

T.V. SOUND AND VISION. 27/6. S/het, complete sound and vision strip, 10-valve holders. Post 1/6.

V.H.F. 1125 RECEIVER. 7/9. Complete with valves. New X.W.D. Post 2/3.

V.H.F. 24 RECEIVER. 10/6. New X.W.D. Complete with valves. Post 2/3.

"DENCO" RADIOGRAM CHASSIS. £5/17/6. S/het. Famous turret coil pack. Modern international octal valves included. Front controls. 5 valve 4 w/band. 8in. P.M. speaker with O.P. trans to match 12/6 extra. Post 4/6.

RADIOGRAM CHASSIS. 29/9. Including 8in. speaker. 5-valve s/het, 3 w/band, A.C. mains. Complete less valves. Tested, guaranteed. FREE drawing with order. Post 4/6. Set of knobs 1/6 extra.

RADIOGRAM CHASSIS. 14/9. A.C. or universal s/het, 3 band, 465, I.F.s. Less dial, electrolytics and valves. Otherwise believed to be in working order. Post 3/6.

SPEAKERS. 10/9. 8in. P.M. standard 2-5 ohms. Post 1/9.

TRANSFORMERS. E.H.T. 5 K.V. 2V. Heater. 29/6. Post 2/6.

MAINS POWER TRANS. 325-0-325V., 250 m.a. 6V. heater, 5 amp., 4V., 5 amp., 4V., 5 amp., with extra winding for 2- or 4-volt tubes. 29/6. Post 2/6.

TRANS. 350-0-350V. 80 m.a. 9/9. 6v. + 5V. heaters. Post 2/3.

TRANS. 5/9. 350-0-350V. 12v. + 4v. heaters. Post 2/3.

TRANS. 3/9. 350-0-350V. 4V. + 4V. heaters. Post 2/3.

O.P. TRANS. 1/9. Standard 2-5 ohms. Post 9d. Salvage, guaranteed.

2 GANG CONDENSERS. Standard size. 2/9. Salvage, guaranteed. Post 9d.

COIL PACKS. 9/9. 3 band, including 465, I.F.s. Post 9d.

MONEY BACK GUARANTEE DUKE & CO
621 ROMFORD ROAD, LONDON. E.12
CWO or COD • TEL: GRA 6677

LYONS RADIO Ltd.

TRANSMITTER/RECEIVERS TYPE 58. Canadian made Walki-Talki's. Frequency range 6-9 Mc/s., continuously variable. Range approx. 5 miles. Valves; 2-1299A's, 1-1R5, 3-1R5's, 2-174's, front panel contains all controls together with 2½ in. dia. m/c. meter and range switch for checking operating voltages and current drain. Microphone, headphones, 3 aerials (rod, wire and telescopic types) are all included also operating instructions. Weight of complete set (less batteries) approx. 12lbs. In good condition and working order. Boiled externally but clean internally. **PRICE £5/10/6, carriage 4/6.**

ELECTROSTATIC LOUDSPEAKERS. Designed to reproduce the higher frequencies in the range 5/20 kc/s. and when connected across an existing speaker of the moving coil type combines to produce that high quality reproduction essential when receiving F.M. transmissions or reproducing high quality recordings and T.V. sound. Full details with each speaker. Type LSE75 for handling up to 6 watts, size 3 x 3 x ½ in. **PRICE 12/6.** Type LSH100 for handling up to 20 watts, size 5 x 4 x ½ in. **PRICE 21/-.**

DYNAMOTORS TYPE D101. American made rotary transformers 4½ in. long x 2½ in. dia. Input 24 v. D.C. Output 250 v. D.C. at 75 mA. In new condition. **PRICE 10/6, post 1/6**

MOVING COIL METERS. Bakelite cased 2½ in. sq. 0/40 v. D.C. **PRICE 6/6.** 0/100 mA. (scaled 0/300). **PRICE 5/-.** Post either type 1/-.

3 GOLDHAWK ROAD (Dept. M.W.) SHEPHERD'S BUSH, LONDON, W.12

Telephone: Shepherd's Bush 1729

GENERAL PURPOSE CABINET


GP.2-34" high, 17" wide, 15" deep, 16" x 14" motorboard having a 6" (or less) clearance above and 8½" to shelf below. Flush base or Queen Anne legs. Capacity 125-12". Partitions can be omitted and entire front left plain or cut for loudspeaker and control panel, as required. Supplied in Walnut, Oak or Mahogany. Polished Light, Medium or Dark. Figured veneers. The underside of lid is felt sprayed. **Price £10/15/- or 30/- deposit and 6 payments of 32/4 monthly.**

Write for illustrated list of General Purpose Cabinets or for list of Record Cabinets from 25/10/-.

A. L. STAMFORD (Dept. K.11) 20 College Parade, Salisbury Road, London, N.W.6.

SWITCHES

Red/black push-button motor type. D/P. 230 v. up to 1½ h.p., i.e., 20 amps. d/p. or 40 amps. s/p. Listed 29/6, our price 13/9. Fluorescent ballast unit complete for 18 in. 15 w. tube, 22/6, tube 9/-. Transformers 230/250/6.3 v., suitable ITA converter, 14/6.



KINGSTON ELECTRICAL 134 London Road, Kingston-on-Thames. KIN. 7534

SITUATIONS VACANT

TECHNICAL Liaison. Bellini & Lee, Ltd., Great Cambridge Rd., Enfield, Middlesex, manufacturers of electronic components, receiving aerials, etc., require a man for this work, which includes attendance at technical committees, co-ordination of this function inside the establishment and driving of negotiations; there is a small amount of European travel entailed; permanent, pensionable position, age limits 28/42.—Applications (in confidence) to the Secretary. [5093]

A TECHNICAL Author is required for the preparation of user-handbooks in the industrial, electronic and telecommunication fields. A thorough technical knowledge of electronics is essential and a degree of H.N.C. in electrical engineering is desirable. Previous experience in technical writing is not necessary. A progressive staff policy is maintained and the company offers permanent, pensionable employment in an expanding field to the right applicant.—Please reply to Box 5930. [5147]

THE GENERAL ELECTRIC Co., Ltd., Brown's Lane, Allesley, Coventry, requires mechanical development engineers, designer draughtsmen and draughtsmen, preferably with experience of radar-type equipments for work on guided weapons and like projects; also required, senior and junior electronic development engineers, particularly in the field of microwave and pulse applications, salary according to age, qualifications and experience.—Apply by letter, stating age and experience, to the Personnel Manager, Ref. R.G. [0259]

ELECTRONIC Engineer required by a large food concern in London for the development and application of various forms of process control; must have the ability to plan the layout, draw up specifications and supervise the installation; experience in the design of electronic control and measuring equipment is desirable together with some workshop experience; salary dependent on age and qualifications; contributory pension scheme.—Apply stating age, qualifications and experience to Box 5513. [5081]

NEWCASTLE UPON TYNE area.—Electronic engineers in all categories wanted for radar development and investigation work. Salary in accordance with experience and academic qualifications where requirements range from post-graduate successes in electronic courses to O.N.C. or C.G. certificates; radar mechanics and technical clerks also wanted for associated work, where experience is desirable but not essential; the engineers and clerk positions will be superannuated appointments.—Reply to Box 5769. [5116]

THE General Post Office has vacancies for Radio Operators at its coast radio stations and applications are invited from men between 21 and 35 years of age who hold the Postmaster General's First Class Certificate of Proficiency in Radiotelegraphy. Selected candidates will be considered later for permanent pensionable posts. Applications should be made to The Inspector of Wireless Telegraphy, Radio and Accommodation Department, Wireless Telegraph Section, Union House, St. Martins le Grand, London, E.C.1. [5078]

DRAUGHTSMAN required for interesting work on electrical layouts and installations in connection with heavy works and test schemes; the successful applicant will be required, in the first instance, to devote his efforts to the electrical test equipment of a new large turbo-alternator factory, where a good deal of personal initiative and drive will be expected; National Certificate or equivalent essential; salary in accordance with age and experience.—Apply in writing to Box A58, T. & G., 167, High Holborn, London, W.C.1. [5016]

ELECTRICAL Engineers required at M.F. Radio Standards Centre, Henlow, Beds. for development of techniques for calibration of high-grade radio test equipment involving output and attenuation measurements. Quals.: H.S.C. (Science) or equiv., but E.N.C. or pass degree, etc., may be an advantage. Appointments according to age, experience, etc., as Experimental Officer (min. age 26) or Assistant E.O. Salary: E.O. £745-£920, A.E.O. £306 10s (age 18) £670; equal pay scheme.—Application forms from M.L.N.S., Technical and Scientific Register (K) 26, King St., London, S.W.1, quoting A313/5A. Closing date Oct. 14, 1955. [5177]

WAR Department requires Assistant Technical Officer, Grade 1 (Line Communication) in Directorate of Mechanical Engineering, War Office, London. Duties involve initiation and progressing of ease of repair assessments, test equipment requirements and technical publications on various types of equipment, and investigation of defects and preparation of modifications thereon. Applicants must possess Higher National Certificate in electrical engineering or produce evidence of equivalent qualifications, and have served an indentured apprenticeship in Electronic Engineering Industry Sound technical knowledge and wide practical experience of all types of line communication equipment essential. Preference given to applicants who have experience of Army line communication equipment and electronic engineering. Ability to write clearly and concisely on technical problems also required. Salary £2810-£3835 (London). Application forms from M.L.N.S., Technical and Scientific Register (K), 26, King Street, London, S.W.1, quoting D 393/5A. [5172]

A SPECIAL OFFER OF AERIAL MASTS

R.A.F. Type 50

36 ft. HIGH

Kits comprise:—

9 2½ in. dia. Tubular Steel (Copper Plated) Sections of 4ft. length, top-section and base, Pickets, Guys and Fittings.

Canvas Carrying Bags contain all Items.

YOU can purchase this normally expensive MAST for a fraction of its cost, i.e.,

£8.10.0 ONLY (Carr. 7/6)

The MAST is particularly suitable to take aerials for Tx., Rx., F.M. and T.V. (especially COMMERCIAL), and has many other uses.

Extra 4ft. sections can be supplied at 11/6 per section.



HATTER & DAVIS (Relays) LTD. (Dept. WW) 126 Kensal Road, London, W.10. LADbroke 0666

ELECTRONIC VALVES

Applications are invited for the post of

CHIEF VALVE DEVELOPMENT ENGINEER at laboratories on the outskirts of London. Applicants should possess an honours degree, have long experience in the valve industry, the ability to secure results and to work in close co-operation with other laboratories and production establishments within the Group.

Only candidates with a first class record and of outstanding ability will be considered for this senior appointment.

Salary will be commensurate with experience and qualifications and the post is pensionable.

Applications, which will be treated in the strictest confidence, should state age, and salary expected to Box No. 5727.

CONFIDENTIAL

IF you have an idea for an electronic or electro-mechanical product but lack space, labour or finance to manufacture it, why not discuss the matter with the Managing Director of a large North London factory?

All enquiries will, of course, be treated in the strictest confidence. Write in first instance to Box 5893.

SITUATIONS VACANT

TECHNICAL Officer (Communications) required for Middle East service with large oil company, not less than six years' experience radio transmission equipment, practical experience maintenance multi-channel carrier equipment and V.H.F. radio equipment, knowledge V.F. telegraph and automatic telephone exchange installations (non-director) useful; grad. I.E.E. or H.N.C. qualified, age limit 35; bachelor preferred; total minimum emoluments £1,600 p.a. and paid home leave with passages.—Write quoting No. 503 to Box No. 89, c/o Chartered Bankers & Sons, Ltd., 51 Budge Row, London, E.C.4. [5089]

ELECTRONIC engineer—An opportunity exists in the Guided Missile Section for an electronic engineer to take control of small design group dealing with power production and utilisation; sound electronic knowledge essential and good background of electro-mechanical and mechanical experience an undoubted advantage. Candidates should have practical experience of commercial electronic design and manufacture. A degree is not essential. Work is interesting and varied, working conditions good and prospects excellent. Write in detail, quoting Ref. 66, to The Personnel Manager (Technical Employment), de Havilland Propellers, Ltd., Hatfield, Herts. [5017]

ADMIRALTY—Royal Naval Scientific Service. Engineers and Physicists (particularly with electronics) recruited in Experimental Officer and Assistant Experimental Officer grades in Experimental Establishments in London, Portsmouth, Weymouth areas, Gloucestershire and Scotland. Qualifications—British subjects, minimum of H.N.C. (Pass degree, H.N.C. or near equivalent an advantage. London salary (men) E.O. £750-£920. A.E.O. £302/10-£670 (according to age). Appointments unestablished, but opportunities to compete for established posts. Application form from M.L.N.S., Technical and Scientific Register (K), 26, King St., London, S.W.1, quoting A214/5A. [4980]

APPLICATIONS are invited from senior project engineers with a specialised knowledge of the manufacture of electrical and mechanical products. Applicants should have a good practical engineering background and a sound technical experience of tool design and planning and be capable of putting new projects on a sound production basis. These vacancies offer excellent opportunities to men seeking permanent and progressive positions. London area.—Applications, which will be treated in confidence, should give full details of experience and salary required and be addressed to Box 6289. [5210]

MULLARD, Ltd., have a number of vacancies in connection with their expansion programme for graduate Physicists, Electrical Engineers, Mechanical Engineers, Chemists, who have industrial experience and are under the age of 35. The vacancies are in the main in Development, Production and Application Departments at the company's plant at Mitcham, Surrey. The work is concerned with the manufacture of radio valves and tubes of all types including cathode-ray tubes, V.H.F. generators, X-Ray tubes, photocells, counter tubes and transistors. Salaries in accordance with qualifications and experience. There are also some vacancies for graduates who are completing their National Service but otherwise without experience. Starting salary not less than £575 for an ex-Serviceman aged 25. APPLICATIONS should be made in writing to the Chief Personnel Officer, Mullard, Ltd., Century House, Shaftesbury Ave., London, W.C.2., marked G/1. [5168]

ASSISTANT Technical Officer, Grade II (Temporary) in Directorate of Mechanical Engineering, War Office, London. Duties involve routine technical questions on line equipment, initiation of investigation of defects and issues of modification instructions, general questions on technical publications and upkeep of technical records. Must possess Ordinary National Certificate in mechanical or electrical engineering or produce evidence of equivalent standard of technical education and have experience as technician on line communication or allied equipments. Salary £690-£810 per annum. Write, giving date of birth, education, full details of qualifications and experience of posts held (including dates) to AB.1137, London Appointments Officer, Ministry of Labour and National Service, 1-6, Tavistock Square, W.C.1, by October 14th, 1955. No original testimonials should be sent. Only candidates selected for interview will be advised. [5171]

ELECTRONIC Physicists and Engineers required by Ministry of Supply for research and development on Guided Weapons; Radio, Radar and Communications; and Electronic devices; at Experimental Establishments near: Portsmouth, Hants; Malvern, Worcs; Sevenoaks, Kent; Aberporth, S. Wales and London H.Q. Applicants with 1st or 2nd class Hons. Degree may be considered for Scientific Officer Class, £492 10s-£385 (London); £267 10s-£285 (Provinces) (Superannuation), and those with lower qualifications, e.g. Pass degree, H.N.C. or G. Cert. etc., with min. of H.S.C. (Science) or equiv. may be considered for Experimental Officer Class, salary according to age, experience, etc. E.O. (min. 26) £750-£920 (London); £715-£585 (Provinces) and A.E.O. £302 10s (age 18)-£670 (London); £288 10s (age 18)-£640 (Provinces). Equal pay scheme Application forms from M.L.N.S. Technical and Scientific Register (K), 26, King Street, London, S.W.1, quoting A302/5A. Closing date October 14, 1955. [5170]

VICKERS - ARMSTRONGS (AIRCRAFT) LIMITED

at WEYBRIDGE, SURREY and at HURN, Near BOURNE-MOUTH, HANTS, have vacancies for:—

(j) **DESIGN DRAUGHTSMEN** (Senior, Intermediate and Junior) and

(k) **STRESSMEN** (Senior and Intermediate), for an interesting programme of work generally covering development and conversion of military and civil types and particularly development of the VISCOUNT and new CIVIL PROJECTS.

Applications are invited from **STRESSMEN & DRAUGHTSMEN** with experience in:

- Structures
- Light mechanical and engineering.
- Electrical and Radio Installation and equipment.
- Pressure, Ventilating and Fuel Installations.
- Internal Furnishing and equipment.

Previous aircraft experience is not essential, applicants will be judged on good engineering qualifications.

Applications:—Write, in the first instance to—

The Chief Designer (A/DM) Vickers-Armstrongs (Aircraft) Ltd. Weybridge Works, Weybridge, Sy. Quoting date and prefix letter of advertisement.

- Facilities are provided for:—
- Superannuation
- Canteen
- Sports Club
- General Welfare
- Special Public Transport

Assistance can be given in obtaining lodging accommodation for individual applicants.

Holidays already arranged by applicants for this year are taken into account.

BOROUGH POLYTECHNIC BOROUGH ROAD, S.E.1

Special lectures on Transistors and Allied Semi-conductor devices.

TRANSISTORS (I) A course of eight lectures on basic principles and elements of design of associated circuits will be given on Tuesdays beginning 18th October 1955.

TRANSISTORS (II) A course of ten lectures on special applications will be given on Tuesdays beginning 17th January 1956.

Fee for each course £1 5s.

The lectures will be given at an afternoon session 3.30-5.30 p.m. and will be duplicated at an evening session 7-9 on the same day.

Further details from the Secretary.

SITUATIONS VACANT

B.B.C. requires men (British, minimum age 20) in engineering operations and maintenance department as transmitters, studios, recording and television centres throughout U.K.; must have completed National Service; degree in electrical engineering, C. & G. Final Certificate in telecommunications, or success in examination for Graduateship for I.E.E. or Graduateship with maths, in Brit. I.R.E. essential. Experience in radio or telecommunications desirable; promotion prospects. Starting salary £620 p.a. rising by 5 annual increments to £850. Appointments permanent and pensionable subject to 2 years' probation.—Requests for application form to Engineering Establishment Officer, Broadcasting House, London, W.1, quoting reference EX.50 W.W. [5165]

SITUATIONS WANTED

QUALIFIED TV and radio engineer, 14 years' experience, seeks position as service manager in progressive firm.—Box 6010. [5156]

EXPERIENCED Survey and Installation Engineer of single and multi-channel radio systems requires planning job with field work if necessary; graduate I.E.E., etc.—Box 5660. [509]

EXECUTIVE/Engineer, with great experience of industrial and research establishments electronic engineering, seeks a new appointment in control of design, development, production; chief engineer, works manager, etc.; outstanding personal and organisational ability; post must offer high degree of responsibility and permanence.—Box 6276. [5208]

TECHNICAL TRAINING

LEARN it as you do it—we provide practical equipment combined with instruction in radio, television, electricity, mechanics, chemistry, photography, etc.—Write for full details to E.M.I. Institutes, Dept. WW47, London, W.4.

CITY and Guilds (Electrical, etc.) on "No Pass—No Fee" terms; over 95% successes.—For full details of modern courses in all branches of Electrical Technology send for our 144-page handbook, free and post free. B.I.E.T. (Dept. 388A), 29, Wright's Lane, London, W.8. [0117]

TUITION

BOROUGH POLYTECHNIC, Borough Rd., S.E.1. DEPARTMENT of Mechanical Engineering.

A COURSE of six lectures on the Writing of Technical Reports will be given by Mr. G. Parr, M.I.E.E., at the Borough Polytechnic, S.E.1, on Thursdays at 6.30 p.m., commencing on Oct. 20, 1955. The fee for the course is 10s.

THE course will cover the preparation of reports, collection of data and practical advice on the submission of papers and publications. ENROLMENT forms can be obtained from the Secretary, Borough Polytechnic, Borough Rd., London, S.E.1. [5163]

NOTHING succeeds like success! What we have done a thousand times we can do for you—see the B.N.R.S. admt. page 157. [0172]

WIRELESS operating; attendance and postal courses.—Stamp for reply to Manager, The Wireless School Manor Gdns., London, N.7.

FULL-TIME courses for P.M.G. Certs., C.G.L.I. Telecommunications, Radar Maintenance Cert. and B.Sc.(Eng.); prospectus free.—Technical College, Hull. [0111]

WIRELESS—See the world as a radio officer in the Merchant Navy; short training period; low fees; scholarships, etc., available; modular and day study arrangements for prospectus.—Wireless College, Colwyn Bay.

A.M.I.Mech.E., A.M.Brit.I.R.E., City and Guilds, etc., on "Pass—No Fee" terms; over 95% successes.—For details of Exams and courses in all branches of Engineering, Building, etc., write for 144-page Handbook—Free: B.I.E.T. (Dept. 387B), 29, Wright's Lane, London, W.8. [0118]

T.V. & Radio—A.M.Brit.I.R.E., City & Guilds, R.T.E.B. Cert., etc., or "No Pass—No Fee" terms; over 95% successes.—Details of Exams and Home Training Courses in all branches of Radio and T.V. write for 144-page Handbook—Free, B.I.E.T. (Dept. 387A), 29, Wright's Lane, London, W.8. [0116]

THE Institute of Practical Radio Engineers have available home study courses in every phase of radio and television engineering, specialising in the practical training of apprentices in the retail trade, enrolments limited, fees moderate.—The Syllabus of Instructional Text may be obtained post free from the Secretary, I.P.R.E., Fairfield House, 20, Fairfield Rd., Crouch End, London, N.8. [0088]

FREE!—Brochure giving details of Home Study Training in Radio, Television, and all branches of electronics, courses for the hobby enthusiast, or for those aiming at the A.M.Brit.I.R.E., City and Guilds, R.T.E.B., and other professional examinations; train with the College operated by Britain's largest electronics organisation; moderate fees.—Write to E.M.I. Institutes, Dept. WW28, London, W.4.

DIGITAL Computers, October 10th-14th, 1955.—A short residential course at the Somerset Education Committee's College for Adult Education; tuition by the staff of the Electrical Engineering Department, Manchester University; inclusive residential fee £8; final enrolment date, Saturday, October 1st.—Details from the Warden, Dillington House, Ilminster, Somerset. Tel. Ilminster 427. [5100]

TUITION
WIRELESS telegraphy.—Merchant Navy offers to youths 16 upwards after qualification, lucrative positions as radio officers.—Apply British School of Telegraphy, 179, Clapham Rd., S.W.9. (Est. 1906). Recognised by Ministry of Education, moderate fees, modern equipment, day and evening tuition; also postal courses in theory of wireless telegraphy for P.M.G. Certs and Amateur Transmitting Licence. [0124]

BOOKS, INSTRUCTIONS, ETC.
I.P.R.E. technical publications, 5,500 Alignment Peaks for Superheterodynes, 5/9, post free, data for constructing TV aerial strength meter, 7/6, sample copy "The Practical Radio Engineer," quarterly publication of the Institute 2/-; membership and examination data, 1/-.—Sec., I.P.R.E., 20, Fairfield Rd., London, N.8.

"DEVELOPMENT of the Guided Missile." 2nd Ed. By Kenneth W. Gatland. Presents all the main information now available on the development of guided weapons in Britain, U.S.A., Germany, U.S.S.R., and elsewhere. Other chapters discuss guided missiles as instruments of research into the upper atmosphere and outer space, and as vehicles of interplanetary travel. An appendix shows the characteristics of 130 powered missiles known to have been designed or constructed, 15/- net from all booksellers. By post 15/8 from Iliffe & Sons Ltd., Dorset House, Stamford St., London, S.E.1.

"RADIO Interference Suppression: As Applied to Radio and Television Reception." By G. L. Stephens, A.M.I.E.E. 2nd Ed. An up-to-date guide to the various methods of suppressing electrical interference with radio and television reception. Many practical applications are given, particular attention being paid to the problem of interference at television frequencies. Other chapters deal with the design and choice of suppressor components, methods of locating the source of interference, and suppression at the receiver itself. 10/6 net from all booksellers. By post 10/11 from Iliffe & Sons Ltd., Dorset House, Stamford St., London, S.E.1.

BOOKS, INSTRUCTIONS, ETC.
"MICROPHONES." By the Engineering Training Dept., B.B.C. Discusses the requirements for microphones in a broadcasting studio, sets out the laws relating to sound waves and their behaviour and describes the design and characteristics of various types of microphone—with special reference to those used by the B.B.C. 15/- net from all booksellers, 15/5 by post from Iliffe & Sons Ltd., Dorset House, Stamford St., London, S.E.1.

"ADVANCED Theory of Waveguides." By L. Lewis. Sets out various methods of treating problems arising in work on this complex subject. The author has selected for discussion a number of topics as representative of the field in which the centimetre-wave engineer is engaged, many of the examples being concerned with the rectangular waveguide. 30/- net from all booksellers, 30/7 by post from Iliffe & Sons Ltd., Dorset House, Stamford St., London, S.E.1.

"TELEVISION explained." By W. E. Miller, M.A. (Cantab), M.Brit.I.R.E. Explains and illustrates television reception circuits, aerials and aerial systems, receiver installation and operation, frequency allocations and remedies for faulty reception. Provides a valuable grounding in the circuitry encountered when maintaining television sets. 5th Edition. 5/- net from all booksellers, 5/4 by post, from Iliffe & Sons Ltd., Dorset House, Stamford St., London, S.E.1.

BOOKS, INSTRUCTIONS, ETC.
"SOUND Recording and Reproduction." By J. W. Godfrey and S. W. Amos, B.Sc., A.M.I.E.E., in collaboration with the B.B.C. Engineering Division. Covers in detail the theory and practice of disc, magnetic and film recording with special reference to equipment used by the B.B.C. A number of appendices contain much reference information not readily available elsewhere. The volume is illustrated by over 170 photographs and drawings. 30/- net from all booksellers. By post 30/8 from Iliffe & Sons Ltd., Dorset House, Stamford St., London, S.E.1.

"TELEVISION Engineering: Principles and Practice." Volume 1: Fundamentals. Camera Tubes, Television Optics, Electron Optics. A B.B.C. Engineering Training Manual, by S. W. Amos, B.Sc. (Hons.), A.M.I.E.E., and D. C. Birkinshaw, M.B.E., M.A., M.I.E.E., in collaboration with J. L. Bliss, A.M.I.E.E. This is the first volume of a comprehensive work on the fundamentals of television theory and practice written primarily for the instruction of B.B.C. engineering staff. Covers basic theory of the signal, all types of modern camera tubes, theory of light, mirrors and lenses as applied to television, and electron lenses. 30/- net from all booksellers. By post 30/3 from Iliffe & Sons Ltd., Dorset House, Stamford St., London, S.E.1.

"THE Williamson Amplifier." By D. T. N. Williamson. Gives full details of the basic circuit and ancillary equipment recommended by the designer for high-quality reproduction of records and radio programmes. 2nd Edition. 3/6 net from all booksellers. By post 3/9 from Iliffe & Sons Ltd., Dorset House, Stamford St., London, S.E.1.

"TELEVISION Receiving Equipment." By W. T. Cocking, M.I.E.E. An exhaustive description of each stage of the normal television receiver. Other chapters deal with special circuits, faults and their remedies, selectivity, servicing etc. 3rd Edition. 18/- net from all booksellers. By post 18/8 from Iliffe & Sons Ltd., Dorset House, Stamford St., London, S.E.1.

'neo'-MAINTEST
 100/700V AC/DC 17/6
 SEARCH LEAD TEST PROD 7/6
THE PERFECT FAULT FINDER
NEO ELECTRICAL INDUSTRIES LTD
 MANCHESTER 4



L/P THE RECORD LIBRARY

MEMBERSHIP IS A MUST

FOR THE MUSIC LOVER THE RECORD COLLECTOR THE AUDIO ENTHUSIAST

- OPERA
 - BALLET
 - SYMPHONIES
 - CONCERTOS
 - ORCHESTRAL MUSIC
 - ARIAS
 - LIEDER AND SONGS
 - INSTRUMENTAL AND CHAMBER MUSIC
 - COMPLETE PLAYS AND EXCERPTS
- Inclusive cost (approx.) 1/- per week each L/P borrowed.
 - Return of Post Changing Service—YOU say how often.
 - Special arrangements for members wanting to hear new issues.
 - NEW Comparison Scheme enables you to hear the best versions of standard works together, before a purchase.
 - You can purchase new L/Ps (MINT-UNPLAYED) from us and change Library records at the same time—POST FREE.

WRITE NOW FOR DETAILS

(Enclosing a (1½d.) stamped, addressed envelope.)

TO
THE L/P RECORD LIBRARY
SQUIRES GATE STATION APPROACH,
BLACKPOOL, LANCs.

MARCONI'S WIRELESS TELEGRAPH Co. LIMITED

invite applications from

MECHANICAL DESIGNERS AND DRAUGHTSMEN

with experience in the Electronics field.

Permanent, pensionable and progressive careers are available to suitable applicants both at Chelmsford and London.

Social and Athletic Club

Modern Canteen

write, stating age, experience, qualifications and salary required, to

Dept. C.P.S., 336/7 Strand,
 W.C.2. Quoting Ref. 142N

A MAST PROBLEM? **Skymasts** WRITE TO

PYE TELECOMMUNICATIONS LTD.

DITTON WORKS
CAMBRIDGE

offer

exceptional opportunities in microwave engineering.

A vacancy exists for a Senior Executive Engineer to set up and take charge of a microwave engineering department to design and engineer trunk microwave circuits to carry T/V and Multi-Channel Telephony.

The applicant for this position, should be experienced and qualified in communication engineering with specialist knowledge of microwave communication techniques.

Initially, the work will be in the 4,000 megacycles band and experience of travelling waves tube application, will be an advantage.

Vacancies also exist for Assistant Engineers with experience in the design of these systems and for Engineers with experience of carrying out microwave field survey and installation.

Vacancies also exist for Draughtsmen in the same department, preferably with experience in wave guide work.

Applications, giving fullest details should be addressed to the Personnel Manager, quoting ref. MEB/I.

CLASSIFIED ADVERTISEMENTS

Use this Form for your Sales and Wants

To "Wireless World" Classified Advertisement Dept., Dorset House, Stamford Street, London, S.E.1

PLEASE INSERT THE ADVERTISEMENT INDICATED ON FORM BELOW

- RATE : 7/- for TWO LINES. 3/6 every Additional Line. Average six words per line.
- Name and address to be included in charge if used in advertisement.
- Box No. Allow two words, plus 1/-.
- Cheques, etc., payable to Iliffe & Sons Ltd., and crossed "& Co."
- Press Day, October 27th for December issue.

NAME

ADDRESS.....

.....

REMITTANCE VALUE..... ENCLOSED

Please write in block letters with ball pen or pencil.

NUMBER OF INSERTIONS.....

INDEX TO ADVERTISERS

Table listing various companies and their page numbers, such as A.A. Tools (183), Philips Electrical (36), and Young, C. H. (165).

Printed in Great Britain for the Publishers, LITTLE & SONS LTD., DORSET HOUSE, STAMFORD ST., LONDON, W.1. BY CORNWALL PRESS LTD., PARK GARDEN, LONDON, S.E.1

BANDS I/III

BAND I

BAND III

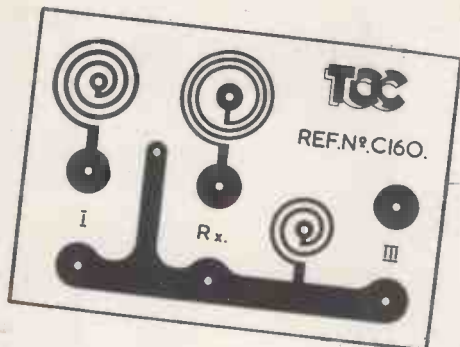


CROSS OVER UNITS

in Printed Circuit form now available to designers and manufacturers for coupling Band I and Band III aerials to a common feeder

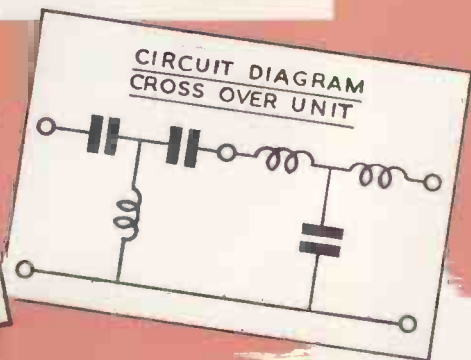
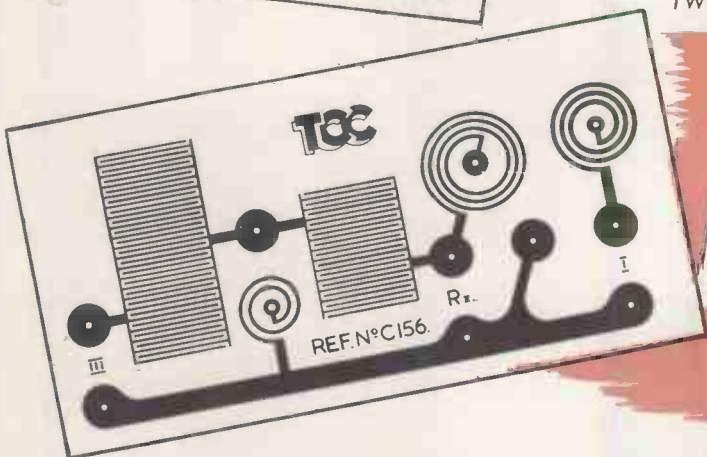
CROSS OVER UNIT MAY BE MOUNTED UNDER ROOF OR EAVES OR ANY OTHER CONVENIENT POSITION

↓ TO RECEIVER



PRINTED COILS ONLY
CONDENSER FITTED
ON BACK OF PANEL

AS ABOVE BUT INCLUDES
TWO PRINTED CONDENSERS



PRINTED CIRCUITS by

THE TELEGRAPH CONDENSER CO LTD



FOR HIGHEST SOLDERING STANDARDS

MANUFACTURERS

SERVICE ENGINEERS

RADIO ENTHUSIASTS

RELY ON THE **FINEST CORED SOLDER**

Ersin Multicore

Study the Multicore range of solders and accessories. Here you will find the very best. If you are in doubt as to the most suitable and economical solder for the job you have to do, Multicore Solders Ltd. will be pleased to advise you.

7 LB. REELS



Ersin Multicore 5-core Solder, supplied in 6 alloys and 9 gauges on 7 lb. reels for factory use, contains 5 cores of extra-active non-corrosive Ersin Flux. Approved by A.I.D., G.P.O., A.R.B., D.T.D.599, R.C.S.1000 and all U.S. Federal specifications.

SOLDER RINGS



Butt jointed solder rings $\frac{1}{8}$ " - 2" dia. and 10 - 22 s.w.g. are made from Ersin and Arax Multicore Solder at no extra cost, for bulk quantities. Other sizes supplied to special order.

BIB SOLDER THERMOMETER



This simple form of pyrometer, can be used for measuring the temperature of solder on soldering iron bits and in solder baths. It will measure temperatures up to 400°C. Price £6.12.6 retail.

1 LB. REEL



Radio & T/V Service Engineers 1 lb. Reel is the ideal size for all who use fairly large quantities of solder at a time. It contains approximately 167 ft. of 18 s.w.g. 50/50 alloy Ersin Multicore 5-core Solder. Price 15/- each subject.

SIZE 1 CARTON



This carton contains Ersin Multicore 5-core Solder in any of 4 specifications. Cartons 5/- each subject

Catalogue Ref. No.	Alloy Tin/Lead	S.W.G.	App. l'gth per carton
C 16014	60/40	14	21 feet
C 16018	60/40	18	55 feet
C 14013	40/60	13	19 feet
C 14016	40/60	16	38 feet

BIB WIRE STRIPPER



Strips insulation without nicking the wire, cuts wire cleanly, splits plastic extruded twin flex. Incorporates 4BA and 6BA spanners in handles. Seldom do you find such a handy tool at such a reasonable price. Only 3/6 each subject.

TAPE SOLDER



Melts with a match. Needs no soldering iron. No extra flux, no special skill. Cards, containing sufficient solder for 100 average joints, 1/- each subject.

HOME CONSTRUCTOR'S

HANDY PACK


2'6

SUBJECT



Just the right size for home constructors. Contains 20 ft. of 18 s.w.g. 60/40 high tin content Ersin Multicore 5-core Solder wound on a reel. And the price is right too.

TAPE SPLICER



This splicer which incorporates many new detail refinements, will enable you to joint recording tape quickly and accurately. Cuts can be made to very fine limits and joints cannot be discerned on the final recording. 18/6 each subject.

PRINTED CIRCUITS

Manufacturers interested in soldering processes for printed circuits are invited to write for publication P.C.L. 101 which gives full details of the complete process developed by Multicore Laboratories. Details including prices of Multicore Activated Surface Preservative, which prevents oxidation of circuits during storage, can also be obtained on request.

PUBLICATIONS

A revised edition of "Modern Solders" containing valuable information on melting points, standard gauges, constitution of alloys and the use of solder will be gladly sent to laboratory engineers and technicians applying on their firm's official notepaper.