

DECEMBER 1954

TWO SHILLINGS

Wireless World

Radio · Electronics · Television



FORTY-FOURTH YEAR OF PUBLICATION



CELLULAR POLYTHENE

in **NEW**
T/V DOWNLEAD
developed by

BICC

gives

30%

less attenuation
with only small
increase in size

A low-loss downlead will be necessary in many areas for reception on Band III T/V. Using Cellular Polythene as a dielectric, BICC have developed such a downlead having an attenuation approximately 30% less than the present standard service area type with only a small increase in diameter . . . one of the many ways in which BICC research and development engineers have helped to supply the needs of the telecommunication industry.

If this development can assist you—or if you are just interested—please write for further information.

BRITISH INSULATED CALLENDER'S CABLES LIMITED
21 BLOOMSBURY STREET, LONDON, W.C.1

Wireless World

RADIO, ELECTRONICS,
TELEVISION

44th YEAR OF PUBLICATION

Managing Editor: HUGH S. POCOCK, M.I.E.E.
Editor: H. F. SMITH

DECEMBER 1954

In This Issue

EDITORIAL COMMENT	581
TELEVISION INTERMEDIATE FREQUENCIES	582
WORLD OF WIRELESS	584
LEGAL REPORTING. By <i>T. D. Conway</i>	588
VELOCITY OF RADIO WAVES. By <i>R. L. Smith-Rose</i> ..	590
TELEVISION SAFETY PRECAUTIONS. By <i>E. G. Goodhew</i> ..	591
LETTERS TO THE EDITOR	593
TIN-ZINC PLATING	595
EXTENDED-RANGE L.F. SINE WAVE OSCILLATOR. By <i>L. F. Sinfeld</i>	596
PAN-CLIMATIC TESTING. By <i>G. W. A. Dummer, S. C. Schuler</i> and <i>J. E. Green</i>	598
FESTIVAL OF SOUND	601
FILTERS WITHOUT FEARS—4. By <i>Thomas Roddam</i> ..	603
COLOUR COMPLICATIONS	608
FEEDBACK I.F. AMPLIFIERS FOR TELEVISION. By <i>H. S. Jewitt</i>	609
MEDIUM POWER TELEVISION TRANSMITTER	611
SIGNAL-OPERATED SWITCHING. By <i>R. Selby</i>	613
PITH BALLS AND GRID CURRENT. By " <i>Cathode Ray</i> " ..	616
SHORT-WAVE CONDITIONS	620
FLYWHEEL SYNCHRONIZING—3. By <i>W. T. Cocking</i> ..	621
MUST WE HAVE COMPATIBILITY?	625
INTERNATIONAL RADIO RESEARCH	626
DECEMBER MEETINGS	627
RANDOM RADIATIONS. By " <i>Diallist</i> "	628
UNBIASED. By " <i>Free Grid</i> "	630

PUBLISHED MONTHLY (last Monday of preceding month) by ILIFFE & SONS LTD., Dorset House, Stamford Street, London, S.E.1. Telephone: Waterloo 3333 (60 lines). Telegrams: "Ethaworld, Sedist, London." Annual Subscription: Home and Overseas, £1 7s. 0d. U.S.A. \$4.50. Canada \$4.00. BRANCH OFFICES: Birmingham: King Edward House, New Street, 2. Coventry: 8-10, Corporation Street. Glasgow: 26B, Renfield Street, C.2. Manchester: 260, Deansgate, 3.



VALVES, TUBES & CIRCUITS

24. THE MULLARD EM80 TUNING INDICATOR

The Mullard range of tuning indicators has been augmented by a B9A (noval-based) type, the EM80. This valve has a 6.3V, 300mA heater, and it is designed for operation at an h.t. voltage of 250V. The maximum overall dimensions are 67mm. by 22.2mm; and the display area, which is viewed through the side of the bulb, is approximately 14.5mm. wide and 19mm. high. The lower edge of the area is 24.0 ± 1.5 mm. above the seating of the valve. The indicator pattern consists of three curved green 'petals' radiating from the centre of the lower edge of the fluorescent screen or target (t). The width of the petals is determined by the voltage of two linked deflectors which are mounted in an accelerated electron stream. The deflector voltage is derived from the anode of a triode whose grid is connected to the AGC line of the receiver. As the AGC voltage becomes more negative, the deflector voltage rises and the petal width is increased, indicating correct tuning.

A common cathode serves the indicator system and the amplifying triode, but the triode is mounted below the cathode in order to avoid unwanted interaction with the indicator. A transparent but electrically conductive coating on the inner surface of the bulb prevents wall charge and secondary emission effects.

The triode has been designed to produce a clear indication at all usable signal levels, corresponding to an AGC voltage range of $-1V$ to $-16V$; and the sensitivity is sufficient to indicate degrees of detuning which are not detectable by ear. In a normal receiver, detuning by a certain number of cycles per second causes larger AGC voltage variation at large input signals than at small; therefore a tuning indicator tends to be more sensitive to detuning at low signal levels. Thus in earlier types, separate indicator systems were used for large and small signals. In the EM80, however, alternative indications have been combined in a single system. Use has been made of the fact that the listener will automatically watch the part of the indicator display which is changing its relative area most rapidly. At low signal levels the area of the petals shows the most marked rate of change; but with stronger signals the shadow areas are relatively small, and their enhanced rate of change with AGC voltage attracts the listener's attention.

The EM80 is suitable for use in a.c. mains-operated AM receivers. It will also give a reliable indication of the correct tuning point in FM receivers where the bandpass response is slightly peaked.



1760

PRELIMINARY DATA

HEATER

V_h	6.3	V
I_h	0.3	A

OPERATING CONDITIONS

V_b	250	V
V_c	250	V
R_a	470	k Ω
R_{g-k}	3	M Ω
$I_c (V_g=0)$	2	mA
V_g	-1	-16
β (approx.)	5	50
I_a	0.4	0.01
		degrees
		mA

LIMITING VALUES

V_a max.	300	V
p_a max.	0.2	W
V_c max.	300	V
V_c min.	165	V
I_k max.	3	mA
V_{h-k} max.	100	V

BASE B9A

1	2	3	4	5	6	7	8	9
g	k	IC	h	h	IC	a	IC	t



Reprints of this advertisement, with additional notes and characteristic curves, are obtainable without charge from the address below.

MULLARD LTD., Technical Service Department, Century House, Shaftesbury Avenue, W.C.2
MVM.309

Wireless World

DECEMBER 1954

VOL. 60 No. 12

The Licence Muddle

UNTIL recently the all-powerful Post Office control of radio has not come under serious or widespread criticism. With a few minor exceptions, the ruling of our activities has been beneficent, and progress has been helped rather than hindered by exercise of the sweeping powers enjoyed by the Postmaster-General. But now there is growing support for the idea that some at least of these powers should be transferred to other hands.

To understand the monopolistic nature of the Government's control of radio, we have to go back about 100 years, when Benjamin Disraeli "nationalized" (as we should now say) the electric telegraph by making it a monopoly of the Post Office. Wired telephony and then wireless telegraphy and wireless telephony were successively added to that monopoly by subsequent legislation. Finally, by the Act of 1949, the P.M.G. was virtually given control of all "radiation of electromagnetic energy of a frequency not exceeding three hundred million megacycles a second"—and not only for purposes of communication. That sounds wide enough!

Growing resentment against the monopoly has been brought to a head by a recent test case in the High Court, started by the firm of Davey Paxman, who are members of the Mobile Radio Users' Association. The Post Office agreed to refund the charges collected from the firm for licences; these had been levied without proper authority, as the P.M.G. had failed to make the necessary regulation. The firm did not press another (and perhaps more interesting) part of their suit for a declaration that the Post Office had no right to impose conditions in the licence regarding change of frequencies.

The Mobile Radio Users' Association said, in a statement issued after the test case, that it was brought to focus attention on the "unsatisfactory administration" of mobile radio services. In particular, they stressed that certain channels allocated exclusively to land mobile radio are now to be transferred to commercial television. Members of M.R.U.A. are thus put to inconvenience and expense, and suitable alternative channels have not been made available. M.R.U.A. is pressing for

compensation, security of tenure and adequate spectrum space. They contend the new regulations contain "preposterous anomalies" and express the view that there is in this country no satisfactory machinery for resolving frequency allocation problems.

Others beside M.R.U.A. are dissatisfied with recent Post Office actions. We recently drew attention to the foolishly conceived hotels broadcasting licence, which seems virtually to have become a dead letter almost as soon as it was framed. Then there is the muddle over the air-sea rescue device SARAH, which was apparently given a channel in Band III after it had been decided to clear that band for commercial television.

Perhaps the most serious shortcoming of the Post Office is the failure to implement that part of the Wireless Telegraphy Act, 1949, which gives power to make regulations for curbing interference. The Act was passed five years ago, but, so far, all that has been done is to control interference from petrol engines. In the meanwhile, the manufacture of electrical devices capable of causing trouble is increasing at a frightening rate, and nothing can be done about it except to invoke the maker's goodwill. For example, a 100-kW r.f. heater, radiating at any frequency the maker chooses, may be legally operated next-door to an important receiving station or, more realistically, in the middle of a densely populated area that does not happen to enjoy a strong television signal.

It has been said from time to time that the Post Office is basically unsuited to the task of controlling radio because, being itself a user of that medium of communication, it is in competition (especially in the matter of channel allocation) with its own licensees. That argument now applies with even greater force, in view of the growing demands of conflicting interests. But nowadays the vital factor is that broadcasting—especially television—has unfortunately become one of the most controversial of political issues. Under the present system the impartiality that is so essential in a controlling body cannot easily be maintained.

Television Intermediate Frequencies

B.R.E.M.A. RECOMMENDATION

THE British Radio Equipment Manufacturers' Association has recently recommended that a frequency of 34.65 Mc/s be adopted for the vision intermediate frequency in television receivers. The recommendation has been made with the aim of minimizing not only any interference to which a television receiver may itself be subject but also any which a television receiver may cause to other receivers. It comes after a lengthy investigation into the technical problems involved.

In the past, the choice of intermediate frequency has been made chiefly with a view to avoiding i.f. harmonic interference. The advent of Band III, however, now makes it impossible to avoid it in this way; all that can be done is to choose the frequency to minimize it and to avoid the possibility of low-order harmonics being involved. In the future, the main remedy for it must lie in proper screening.

The major object in the choice of frequency to-day is so to place it that neither the intermediate frequency itself nor the second-channel and kindred frequencies, which are influenced by it, fall in places where strong signals from other stations are likely in residential areas. Also, so that the local oscillator of the television set will not interfere with other nearby receivers, whether television or not.

Choice of frequency and the liability to interference depend very much on whether the local oscillator is higher or lower in frequency than the incoming signal. The lower beat has often been chosen in the past, mainly because it is easier to obtain good oscillator stability. Interference problems are considerably more severe with it, however, and so the use of the higher frequency is recommended.

With this frequency, the main interference possibilities are as shown on the chart. From this, it is at once evident that the best choice is around 35 Mc/s. The precise figure of 34.65 Mc/s is selected to minimize i.f. harmonic feedback on Band III; the fifth harmonic then falls midway between channels 8 and 9 and only on channel 12 is there likely to be any trouble. If there is, it is from a sixth harmonic which is likely to be relatively weak.

With the oscillator above the signal, the sound i.f. falls 3.5 Mc/s higher than the vision i.f.—at 38.15 Mc/s. This is not very far from the sound signal of channel 1, 41.5 Mc/s, and any appreciably higher intermediate frequency would clearly be impracticable. The sound i.f. is not so well placed as the vision in regard to interference, but it is not so important because, with its much narrower bandwidth, interference is more readily avoided by a slight change of tuning.

Amateur transmitters can be a major source of interference because they are commonly operated in residential areas. The 34.65-Mc/s frequency should result in the disappearance of such interference, since it avoids the amateur bands, both for the i.f. itself and for the second-channel.

Oscillator radiation is just as troublesome as the

other forms of interference, but to others than the owner of the set concerned. Viewers in the Brighton area have known this for some time, since the oscillators of some older sets tuned to channel 1 fall in channel 3. It is impracticable completely to suppress oscillator radiation and all that can be done is to put it where it will do least harm. With the 34.65-Mc/s

1	Amateur transmitters	Direct breakthrough 144-146 Mc/s amateur band in 2nd channel of Band I Direct breakthrough second harmonic 210-21.45 Mc/s
2	Fundamental oscillator radiation in television bands from other television receivers	Oscillator in Band I Oscillator in Band III
3	2nd channel interference due to transmitters in Bands I, II and III	Band II in 2nd channel of Band I receiver Band I in 2nd channel of Band I receiver Band III in 2nd channel of Band III receiver
4	Fixed and Land Mobile in 2nd channel of Band I receiver	Interfering signal in Band 71.5-72.8 Mc/s Band 76.7-78.0 Mc/s Band 80.0-84.0 Mc/s Band 85.0-88.0 Mc/s Band 95.0-100 Mc/s Band 146-148 Mc/s
5	Direct breakthrough due to I.S.M.	Interfering signal 13.56 Mc/s 27.12 Mc/s 40.68 Mc/s
6	Second harmonic of i.f. sound and vision carriers appearing in r.f. pass-band of receiver	
7	Direct breakthrough of International Broadcast Bands	Interfering signal in Band 11.7-11.975 Mc/s Band 15.1-15.45 Mc/s Band 17.7-17.9 Mc/s Band 21.45-21.75 Mc/s Band 25.6-26.1 Mc/s
8	Direct breakthrough of S.B.A. beacons	Interfering signal in Band 31.7-34.5 Mc/s Band 36.5-39.0 Mc/s
	Television oscillator radiation from Band I receivers inter- fering with other services	Interfering with Band II Interfering with Fixed and Land Mobile Band 71.5-72.8 Mc/s Band 76.7-78.0 Mc/s Band 80.0-84.0 Mc/s Band 85.0-88.0 Mc/s Band 95.0-100.0 Mc/s

Chart showing the forms of interference that are possible with various intermediate frequencies, the local oscillator being above the signal frequency.


i.f., any oscillator radiation will affect broadcasting mainly in Band II but, although the chart does not show it, there are distinct possibilities of avoiding it by a suitable allocation of the television and f.m. frequencies on an area basis. This would mean so allocating frequencies that in any area the oscillators of Band I television receivers did not fall on the Band II frequencies used for that same area.

Generally speaking, nearly everything is in favour of a high intermediate frequency. The only important drawback is that it makes it rather more difficult to obtain adequate adjacent-channel selectivity. That adequate selectivity can be obtained is evidenced, however, by the fact that some firms have successfully used frequencies quite near to 34.65 Mc/s for some years; and, of course, the older straight sets worked at a still higher frequency.

The frequency of 34.65 Mc/s is not a critical one.

In selecting it, allowance has been made for the inevitable drift of the local oscillator and for variations from the nominal intermediate frequency. The last are small in new sets, since precision equipment can be used in the factory. Signal generators employed by dealers, however, may not be more accurate than 1 per cent in frequency, so that when a set is realigned its i.f. may depart from the nominal value by this amount. The allowance for all causes of drift has been taken as ± 500 kc/s.

The use of the 34.65-Mc/s frequency will not, in itself, necessarily remedy interference in particular cases. The full benefit will be obtained only when all manufacturers adopt it and, even then, not until existing sets with other frequencies have fallen into disuse. Its use should, in time, reduce much of the existing interference and should certainly prevent chaotic conditions from arising in the future.



WORLD OF WIRELESS

More TV Stations

Interfering Receivers

Components & Instruments Shows

Extending TV Coverage

IT WAS originally planned to close down the temporary transmitter on Truleigh Hill, near Brighton, when the Rowridge, Isle of Wight, transmitter was brought into service on November 12th. The temporary mast at the Isle of Wight station has, however, limited the range so some of those who were getting a signal from Truleigh Hill are at present outside the service area of the Rowridge station. As a result of pressure from W. Sussex viewers, the Brighton transmitter is to continue in service for the present.

It has, of course, been necessary for the frequencies of Truleigh Hill to be changed to avoid mutual interference, and it is now operating in Channel 2, which it shares with Holme Moss and S. Devon.

Test transmissions from the North Hessary Tor, Devon, and Redmoss, Aberdeen, stations began a few days ago in channels 2 and 4 respectively. The Scottish station goes into regular service on December 14th and the south Devon station on December 17th.

With the continued operation of the Truleigh Hill mobile transmitter which was to have been transferred to Norwich, other arrangements have had to be made for East Anglia. A low-power transmitter is, however, to be installed in a temporary building and will be brought into service next February. The site will be at Tacolneston, 10 miles south-west of Norwich, but the city will come within the temporary station's service area (approx. 10 miles radius).

P.M.G.'s Powers

THE RECENT correspondence in *Wireless World* and last month's note by "Diallist" prompted us to enquire if the P.M.G. has, in fact, used his powers, under clauses 6 and 7 in the sound and television licences, to prohibit the use of receivers causing interference.

We understand that there have been two cases where the owners of sound receivers causing interference were notified that unless their sets were modified the licences would be withdrawn. One of the owners refused to modify his set and his licence was, therefore, withdrawn.

Scientific Instruments

THE annual exhibition of scientific instruments and apparatus, organized by the Physical Society, will be held next year in the Royal Horticultural Society's New Hall, London, S.W.1. The change of venue will not alter the character of the exhibition, but it will make the 140 stands more readily accessible.

Fortunately the dates of the Physical Society exhibition (April 25th to 28th) will not clash with those of the components show as has so often happened in the past.



PICTURESQUE setting for the television aerial erected by Pye for the 625-line demonstration transmissions radiated during the recent British Trade Fair in Baghdad

Components Show

A RECORD number of 142 stands will be included in the 12th Radio Components Show which will be held in Grosvenor House, Park Lane, London, W.1, from April 19th to 21st next year. As in former years this private show, which is organized by the Radio and Electronic Component Manufacturers' Federation, will also include valves and test gear.

Instead of circulating admission tickets, as has been done in the past, application cards will be issued and will have to be filled in and forwarded by each intending visitor, who will then receive a ticket "if his application is approved." Prospective overseas visitors, however, will receive their tickets as in previous years without application.

Permanent Magnet Research

TO accommodate the widening front of research into the fundamentals of magnetism and their application in the manufacture of permanent magnets, a new extension has been added to the Central Research Laboratory of the Permanent Magnet Association in Sheffield.

In addition to their principal concern with the development of new alloys, this team of physicists, metallurgists and chemists is, amongst other things, investigating in detail the effects of ambient temperature, over a wide range, on the performance and stability of magnets. The low-temperature range is of particular importance as it influences the accuracy of electrical instruments in high-flying aircraft.

Radio Engineers' Training

DESPITE a deplorably low percentage of success in the graduateship examination of the Brit.I.R.E., the membership of the Institution continues to increase, and at the end of March was 4,750.

Stress is laid in the annual report of the Institution on education and training, especially in relation to the low percentage of passes in the graduateship exam. Of last year's 1,149 candidates, which was a 10 per cent increase on the 1952 figure, only 72 were successful in the entire examination (approximately 6 per cent). The Institution's education committee has, therefore, recommended that a regulation be introduced requiring candidates entering for the examination to provide evidence of supervised practical work.

In his inaugural address, the new president, Rear-Admiral Sir Philip Clarke, laid emphasis on the need for close co-operation between radio engineers in the Services, in industry and in Government departments. He also touched on the menace of over-complexity in electronic equipment and urged the need for constant awareness of the possibilities of "neat solutions and brilliant simplifications."



SIR PHILIP CLARKE

PERSONALITIES

Brigadier E. J. H. Moppett, M.I.E.E., has been on a two-months' tour of Burma, India and Pakistan on behalf of Pyc Telecommunications, Ltd., of which he became a director in 1952. His tour was mainly concerned with the introduction of the Pyc transmitter-receiver C12, which is the modern counterpart of the wartime maid-of-all-work No. 19 set. He also spent some time with the radio survey team on the company's contract to supply, in conjunction with Redifon, Ltd., and Etelco, Ltd., a complete telecommunications v.h.f. system for the new 350-mile pipeline being laid by the Sui Gas Transmission Company from Sui to Karachi.

F. C. McLean, C.B.E., B.Sc., M.I.E.E., deputy chief engineer of the B.B.C., has gone to Karachi for five weeks to advise the Pakistan government on the development of the country's broadcasting service. The request for assistance in assessing the needs, and the ways in which they can best be met, was made to the British Government under the technical co-operation scheme of the Colombo Plan.

Martin Ryle, F.R.S., M.A., lecturer in physics at the Cavendish Laboratory, Cambridge, is to receive the Hughes Medal of the Royal Society "for his distinguished and original experimental researches in radio astronomy" at the anniversary meeting of the society on November 30th. Martin Ryle left Oxford in 1939 with an M.A. degree and joined T.R.E., where he worked on radar applications until the end of the war. He then went to Cambridge, where he is undertaking radio astronomical research.

R. J. H. Branthwaite, B.A., A.M.I.E.E., formerly chief engineer of Furzehill Laboratories, Ltd., has been appointed by R. B. Pullin & Company, Ltd., of Great West Road, Brentford, Middx, as superintendent of the new electronic division of their Development Labora-

tories. **H. M. Dowsett**, M.I.E.E., F.Inst.P., who retired some years ago from the Marconi Company, which he joined in 1899 as assistant to Marconi, has been elected president of the Association of Retired Engineers. The association was formed in 1951 for retired professional engineers living in the neighbourhood of Worthing, Sussex. Mr. Dowsett was editor of the *Marconi Review* from 1928 to 1939 and for the latter four years was also principal of the Marconi School of Wireless Communication.

Dr. E. Duncan-Smith, D.Sc., M.I.E.E., M.Brit.I.R.E., has been appointed United Nations radio adviser for the Middle East and has relinquished his appointment as radio adviser to the Government of Jordan under the United Nations Technical Assistance Administration. He was formerly at the Admiralty Signal Research Establishment for some six years, where he served in the technical secretariat and the Shore Station Division, in which he assisted in planning high-power communication schemes for the Middle and Far East. After resigning from the Royal Naval Scientific Service and before joining U.N.T.A.A., Dr. Duncan-Smith was with Air Service Training, Hamble, and International Aeradio, Ltd., organizing radio technical training.

G. R. Scott-Farnie, general manager of International Aeradio, Ltd., was invited to attend the annual electronics conference of the American Institute of Radio Engineers held in Kansas City in November and to be principal speaker at the banquet. His subject was "Some International Aspects of Radio Engineering," in which he reviewed the problems facing electronic engineers with the growing demands of civil aviation.

F. Livingston Hogg, M.Brit.I.R.E., A.M.I.E.E., director of Livingston Laboratories, Ltd., specialists in electronic instruments for industry, went to America early in November for an extended tour to study developments in the U.S.A.

E. Green, M.Sc., who for many years has been well known in the transmitter engineering world, having joined the Marconi Company in 1913, has retired from the position as head of the Transmitter Advanced Development Group. He is, however, continuing his work for the company as a full-time consultant engineer. From 1919 to 1929 he assisted C. S. Franklin in the development of the Marconi short-wave beam system. In 1929 he was appointed chief of the group concerned with developing high-power short-wave transmitters and was responsible for the development of many of the well-known S.W.B. series of short-wave transmitters. In more recent years, as head of the Transmitter Advanced Development Group, he has been concerned with the



E. GREEN



V. J. COOPER

development of vision transmitters. Mr. Green is succeeded by **V. J. Cooper**, B.Sc., M.I.E.E., M.Brit.I.R.E., who has been appointed chief engineer (advanced development). The scope of the group, of which Mr.

Green was in charge, has been enlarged and the organization is now known as Advanced Development. Mr. Cooper joined the company in 1936 and, like his predecessor, has been concerned with the development of transmitters, including those for the Holme Moss television station.

Dr. V. K. Zworykin, the well-known television pioneer and inventor of the iconoscope camera tube, has retired from the vice-presidency of the R.C.A. Laboratories, which he has held since 1947. He is continuing as technical consultant and has been elected honorary vice-president of the parent organization, Radio Corporation of America. Dr. Zworykin, who served in the Russian Signal Corps in the first world war and afterwards became an American citizen, received the degree of Doctor of Philosophy at Pittsburgh University in 1926. He joined R.C.A. in 1930 after working on the research staff of Westinghouse Electric Corporation.

Colin H. Gardner, past president of the Incorporated Practical Radio Engineers, has completed 25 years' service with Mullard, Ltd., where he is concerned with technical/commercial liaison with dealers. **Leonard A. Sawtell**, Comp.Brit.I.R.E., has also recently completed 25 years' service with the company, where he has been commercial manager of the Entertainment Valve Department since 1945.

B. H. Douthwaite, A.M.I.E.E., has joined British Physical Laboratories, of Houseboat Works, Radlett, Herts, as sales manager. During the war he was engaged on radio counter measures as a member of the scientific staff of the General Electric Company and has subsequently had considerable experience as a technical executive in the electrical industry.

H. Priest has joined the car radio sales division of E. K. Cole, Ltd., as technical representative and will be responsible for liaison with car manufacturers and dealers.

Douglas A. Lyons, of the Trix Electrical Company, is on an eight-weeks' tour of North and South America, during which he is meeting Trix distributors.

OBITUARY


A. H. Ginman, for over 15 years president of the Canadian Marconi Company, died in Canada on November 7th at the age of 79. He joined the Marconi Company, Chelmsford, in 1901, where he worked with Marconi himself, and a year later transferred to the American Marconi Company. He also represented the parent company in the Far East and on returning to England became general manager at Chelmsford for two years before going to Canada in 1935. He retired in 1951.

IN BRIEF

The many readers who were unable to obtain tickets for the recent Festival Hall **Sound Reproduction** demonstration by G. A. Briggs (managing director, Wharfedale Wireless)—reported elsewhere in this issue—will be glad to learn that a similar demonstration will be given on Saturday, May 21st, 1955, in the Royal Festival Hall. Details of admission and prices, which, we understand, will have to be increased to cover the costs, will be announced later.

TV By Wire.—Figures quoted at the annual luncheon of the Relay Services Association show that in addition to the million listeners served by the various relay companies throughout the U.K. some 300,000 receive television by wire.

I.S.W.C.—The International Short Wave Club celebrated its 25th anniversary on October 4th. Founded in the United States, the administration was transferred to London during the war, the present secretary being Arthur E. Bear, 100, Adams Gardens Estate, London, S.E.16.



VALVE JUBILEE.—The 50th anniversary of Sir Ambrose Fleming's first valve patent was celebrated on November 16th at University College, London, and by the I.E.E. In 1884 Edison discovered the rectifying properties of a lamp with a sealed-in anode; Fleming's great contribution lay in the practical application of this device to radio-frequency detection. The photograph shows Dr. H. M. Barlow, professor of electrical engineering at University College, with one of the first Fleming diodes.

Comet Investigation.—Strain gauge equipment, specially developed and manufactured for the Royal Aircraft Establishment, Farnborough, by McMichael Radio, was used in the recent technical investigation into the loss of the Comet airliners. This equipment comprises a multi-channel amplifier of high gain and stability and a 2,000-c/s carrier oscillator.

Proc.I.E.E.—Changes in the publications issued by the Institution of Electrical Engineers are being introduced in January. The *Journal* will continue to be issued monthly but will in future be available to non-members. It will include some of the material at present appearing in Part I of the *Proceedings*. There will be, in future, only three parts of the *Proceedings* (A, B and C), part 'B' being that covering light current engineering. This will be published in alternate months.

Radio Facility Charts.—Six maps showing the aeronautical radio facilities available in the U.K., and tabulated lists of radio communication stations and navigational services, are given in the latest edition (4th) of "Radio Facility Charts" (C.A.P. 111). It is available from H.M.S.O. price 5s.

F.B.I. Register.—The 1955 edition of the "F.B.I. Register of British Manufacturers," issued by the Federation of British Industries, includes, in addition to the usual buyers' guide and directories of trade names and associations, glossaries in French, German and Spanish. Each glossary gives a translation of all the 5,000 or more names of commodities and services under which the 6,800 member-firms are classified. The register is obtainable from our Publishers, price 2 guineas, post free.

The 80 or more technical papers presented at the tenth National Electronics Conference held in Chicago, Ill., from October 4th to 6th will be published in Vol. 10 of the *Proceedings* of the conference which will be available (price \$5.00) from the N.E.C. Inc., 84, East Randolph Street, Chicago, Ill., early in 1955.

Many radio and electronic concerns are included in the list of donors to the Electrical Industries Benevolent Association given in its 1954 Year Book, which also incorporates the annual report and accounts for 1953. The collections at the Radio Industries Club luncheons in London are given to the E.I.B.A. and last year totalled £487.

An explanation of modern Costing Techniques and their application to production engineering is given in "Cost Accounting and the Engineer," by Kenneth B. Mitchell. Published by Iliffe & Sons Ltd., Dorset House, Stamford Street, London, S.E.1, for *Machine Shop Magazine*, the 126-page book costs 10s 6d.

The American Audio Engineering Society has elected as its new president Albert A. Pulley, manager (general recording) of the R.C.A. Victor Records Division of the Radio Corporation of America.

BUSINESS NOTES

An industrial television camera has been set up by Pye, Ltd., in the experimental workshop of Smith Meters, Ltd., of Streatham, to improve the liaison between the experimental workshop and the design engineer's office where a receiver has been installed. With this closed-circuit equipment the piece of apparatus or diagram on which a question has arisen is placed before the camera and with the aid of the internal telephone the query is settled without the designer having to leave his office.


Wafer switches in small quantities, made to one's own specification are obtainable from Specialist Switches. They are the well-known Type "H," made from parts manufactured by A. B. Metal Products to whom orders for bulk supplies should be sent. Enquiries for Specialist Switches—by post only—should be addressed to 24, Cranbourn Street, London, W.C.2.

Two 650-ton trawlers now being built in a German shipyard for Grimsby fishing companies are to be fitted with Redifon marine radio-communication and d.f. equipment.

Twelve tankers now in course of construction for the Shell fleet—five of them of 31,000 tons—are to be fitted with Marconi radar equipment.

A mobile radio installation has been supplied by the General Electric Company for the transport section at the Coryton, Essex, oil refinery.

The name of Rees Mace Marine, Ltd., the Pye marine radio subsidiary, has been changed to Pye Marine, Ltd. Administration, production and sales departments are now at the new factory at Oulton Works, Lowestoft, Suffolk (Tel.: Oulton Broad 425).



The Duke of Edinburgh recently opened Ferranti's new electronics research laboratories at Crewe Toll, Edinburgh. He is seen here being shown an electronically controlled milling machine by D. T. N. "Amplifier" Williamson, who is now senior development engineer in the Industrial Application Laboratory. On the left is the Minister of Supply.

Four Nera projection television receivers (4×3ft) have been installed by the B.B.C. in the television theatre at Shepherds Bush so that studio audiences can see the transmitted picture as well as the stage show. Two of the receivers are suspended from the ceiling, the other two, using a folded optical path, are installed in the circle boxes. The pictures are remotely controlled from a vantage point in the theatre.

We are informed that the Ampex Corporation, of California, U.S.A., whose tape duplication system was referred to in our last issue (p. 530), is represented in this country by Locke International, Ltd., 59, Union Street, London, S.E.1 (Tel.: Hop 4567).

Midland Silicones, Ltd., of 19, Upper Brook Street, London, W.1, are the distributors of the silicone products of Albright and Wilson, Ltd., who have brought into service a new silicone plant at Barry, Glamorgan. One use of silicones in the radio industry is as a coating for resistors to improve their resistance to moisture.

Lasky's Radio have opened new premises at 42, Tottenham Court Road, London, W.1 (Tel.: Langham 1151). Post orders are still dealt with at 370, Harrow Road, London, W.9.

Arrell Electrical Accessories, Ltd., is the new name under which R. Lowther, Ltd., manufacturers of television aerials, of Vincent Works, New Islington, Manchester, 4, will in future operate.

A new servicing depot and research laboratory at Wallisdown, Bournemouth, has been opened by Good Listening, Ltd., who provide a radio and television rental service from their 12 branches.

The Bedford depot of British Insulated Callender's Cables, Ltd., has been closed and a new depot opened at 81, Dumfries Street, Luton, Beds (Tel.: Luton 6866).

Standard Telephones and Cables, Ltd., have moved their Leeds branch office and cable depot (rubber, plastic and textile insulated) to 6-8, York Place, Leeds, 1 (Tel.: Leeds 22900).

EXPORTS

A research centre has been opened by Export Packing Service, Ltd., of Sittingbourne, Kent, to study the packing of equipment for export. Manufacturers of electronic components and equipment are invited to submit prototypes for advice on packing. This new research and development establishment, which covers 16,000 square feet, includes physics and chemical laboratories and a test section with humidity chambers, vibration and "drop" tests and an immersion tank.

Pye, Ltd., of Cambridge, have received a contract from the Thailand police for over £100,000 worth of telecommunications equipment, including a large quantity of new 60-watt h.f. sets.

Components.—Quotations from U.K. manufacturers for the supply of a quantity of fixed and variable capacitors and resistors, and i.f. transformers (455 kc/s) are required by the Director of Industries, Department of Industrial Development, Khairpur Mirs, Khairpur State, West Pakistan. Details of values and quantities are obtainable from the Export Services Branch, B.O.T., Lacon House, Theobalds Road, London, W.C.1 (Ref. ESB/25652/54).

Tape Recorders.—Frank Loasby, of the Raytheon Television and Radio Corporation, 5921, W. Dickens Avenue, Chicago, 39, Illinois, U.S.A., would like to get in touch with United Kingdom manufacturers of tape recorders. The Corporation is contemplating developing several new receivers which will incorporate tape recorders and is, therefore, interested in contacting manufacturers who would be willing to supply the basic tape recording chassis without the loudspeaker and other sound reproducing equipment.

Californian Agency.—The Clyde Allen Company, of 1355, Market Street, San Francisco, California, U.S.A., would like to act as agents for manufacturers of tape and wire recorders, portable gramophones and valves.

LEGAL REPORTING

Use of Tape Recorders in the Courts

By T. D. CONWAY

B.Sc.(Eng.), A.C.G.I., A.M.I.E.E.*



Arrangement of the recording unit and the five microphones in No. 1 Appeals Court.

THE recording of court proceedings is now being seriously considered and, in order to examine some of the problems involved and study the techniques necessary, a prototype equipment has been built and installed in the No. 1 Appeals Court at the Law Courts. This was arranged by the Association of Official Shorthand Writers. In this article we shall discuss the special requirements which had to be met in the design of the equipment, and detail how these facilities were provided for.

Basic Requirements.—In the court where the installation was to be made the whole proceedings are taken down in shorthand, and this, after transcription, is the official record of the court. Tape recording was introduced to provide a simultaneous recording of the shorthand version with a view to determining whether the possibility exists of eventually replacing the shorthand version by a taped one. In practice, the recording equipment had to come under the control of the shorthand writer and be arranged in such a fashion that he had complete charge of it. It further followed that the maximum simplicity of controls must be provided so that the minimum of attention would be required to operate the equipment.

The space available for the recording equipment was not great, but provision had to be made for up to three hours of recording without reel change; additionally, reliability demanded that a minimum of two machines were employed in order to allow for possible breakdowns. The total available floor area was 1ft 6in by 2ft, and the overall equipment height could not exceed that of the writer's desk (2ft 4in) since the keynote of the installation was to be its unobtrusiveness. The accompanying photograph shows the general layout of the court, the judges' microphones being marked Nos. 1, 2 and 3, and those of the counsel 4 and 5: the shorthand writer's position is shown with the recording equipment beside him.

Technical Problems.—The technical problems

involved were twofold. First, that of satisfactorily recording the inputs from five different microphones at levels varying from a murmur to loud conversations, and, secondly, recording court proceedings up to three hours continuously without the necessity for changing of tape reels. In normal tape recording continuous monitoring of the recording level is necessary to ensure that the recording stays within the dynamic range of the instrument; thus it must not be so low that it sinks into the noise and hum level, nor so high that it exceeds the maximum allowable distortion on the tape. In this case any form of monitoring was completely out of the question.

For the microphone inputs a special mixer unit was developed having a separate pre-amplifier chain with automatic gain control for each microphone: by the use of a.g.c. the recording level of the tape recorder can be kept within a relatively narrow dynamic range. A two-position sensitivity control was provided on each channel, the low sensitivity being for the judges, who would be close to their microphones, and the high sensitivity for the counsel, who would be from 5-15 feet from the microphones. Details of this mixer unit and a circuit diagram follow in the next section.

For the actual recording it was decided to employ a Grundig TK9 machine since it is compact (15in by 13in by 8½in) and has the facility of recording on both tracks of the tape without reversing the reels: the economics of the situation make half-track recording imperative. This machine operates at 3½in per second and although there is no doubt that perfectly satisfactory speech recording can be made at 1½in per second, it was decided to use a standard machine in the interests of simplicity and economy. The 850-foot tape provides 45 minutes of recording in each track, a total of 1½ hours, and hence two machines provide a virtually continuous three hours

* Grundig (Great Britain) Ltd.

of recording, besides giving provision against break-down, when one machine may be used alone by changing the tape after 1½ hours.


A master change-over switch from the first recorder to the second was provided, and this changes over the input as well as stopping and starting the respective machines. Owing to the switching complexity involved it was decided to employ a relay operated by a simple toggle switch.

Mixer Unit.—The circuit of one microphone channel of the mixer unit is shown in the figure. The microphones are all of 200 ohms balanced impedance, which has been found to be a good compromise level for the minimum pick-up of hum and signal attenuation on long leads. Each microphone is connected to its own input transformer which feeds into the grid of an EF86. The EF86 has switchable alternative anode loads of 230 k Ω and 30 k Ω , which act as the two-position sensitivity control.

Conventional coupling is made to the grid of the EBF80 *via* the volume control, which in practice has to be varied very little, and it will probably be dispensed with in later designs. The diodes of the EBF80 are fed directly from its anode output into a 10-M Ω load, and the a.g.c. voltage is passed *via* a filter network to the grid of the EF86; a.g.c. delay is provided by a cathode auto bias voltage. The time-constant of the a.g.c. feed is fairly critical in practice, as it must not produce too serious distortion by rapid compression, nor must it be too slow to follow the intensity variations of speech which may be emphasized by the speakers' movements to and fro. It first appeared that it would be advantageous to use the variable- μ characteristic of the EBF80 for a.g.c. purposes, but experiments showed that in this arrangement the ratio of a.g.c. feed of the two valves becomes quite critical and unstable operation may easily result as the setting of the volume control is changed.

Each channel develops approximately 3 volts of r.m.s. signal and since half a volt is adequate for the 500-k Ω input of the TK9, a 1-M Ω isolator was added in series with the output to prevent interaction of the individual a.g.c. circuits.

The general appearance of the mixer unit may be



Mounting of recorders and mixer unit.

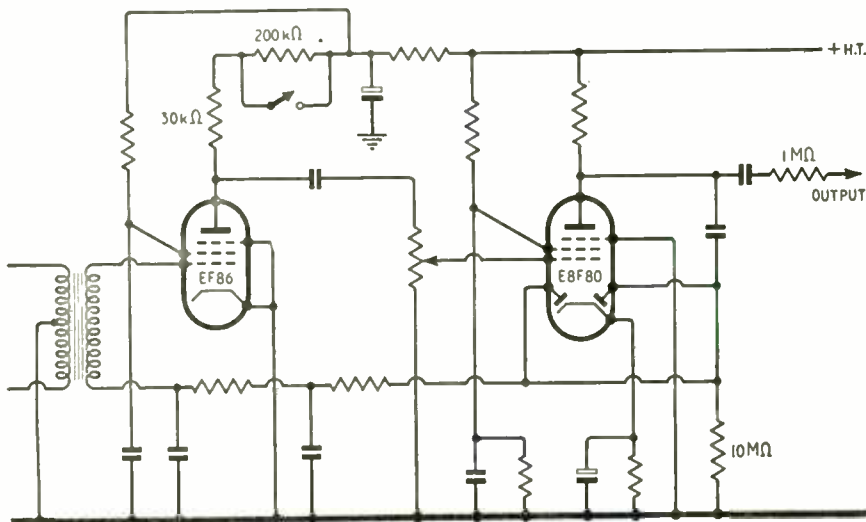
seen in the second photograph, where are shown the five two-position sensitivity switches and their respective volume controls. The master change-over switch for the two recorders, on the top left-hand side of the panel, controls the relay which simultaneously changes over the input from the first recorder to the second, and controls their operation through their respective remote control sockets; indicator lights are provided to show which of the two recorders is in operation.

General Arrangements.—The two tape recorders and the mixer unit were mounted on to a trolley designed to fit into the limited space available. All microphones plug directly into the back of the mixer unit and interconnecting cables are run from the input and remote control sockets of the tape recorders into the mixer unit.

Space limitations made it impossible to locate the power supply for the mixer inside the case, and hence a separate unit was located at the back of the trolley, providing h.t., l.t. and a d.c. supply for the change-over relay: this had the added advantage of eliminating cooling problems in the mixer, which is only ventilated by small bottom and back louvres.

Operation.—To operate the equipment both machines are first loaded with tape. The mixer and the two recorders are then switched on, and their

Circuit of one of the five amplifiers in mixer unit.



respective recording buttons are depressed. The sensitivity switches on the five microphones are next set according to the nearness of the various speakers, and trial speeches are used to set the volume controls of the five channels in accordance with the "magic eye" programme level meters of the TK9s. Overall control of each recorder is provided by the built-in recording level control, and this is set in accordance with the "magic eye" of each machine to limit the distortion on the loudest passages of speech. Owing to the a.g.c., the setting of all channel controls is very uncritical and once settings have been decided upon the equipment may be left untouched. Generally speaking, the output of the mixer unit only varies between very close limits and most adjustments are made on the master recording level controls of the recorders.

To commence recording the track button of the No. 1 machine is depressed, the change-over switch being in the No. 1 position, and continuous recording then ensues for $\frac{3}{4}$ -hour. At the end of this period Track 2 button is depressed to give a further $\frac{3}{4}$ -hour.

Whilst machine No. 1 is in operation the Track 1 button of No. 2 machine is pre-set, so that this machine is ready to start immediately after Track 2 becomes full on the No. 1 machine, by operating the change-over switch. If a particularly long session

has to be recorded, a second tape is fitted to the No. 1 machine whilst No. 2 is in operation and the change-over carried out as before.

Finally, it should be noted that both machines are fitted with automatic stop foils at either end of the tape, so that, in the event of tracks or machines not being switched over, the machine in use switches itself off automatically. A third TK9 was provided with the installation so that transcription could commence immediately one tape is full. This machine is provided with stethoscope earphones and a foot-operated remote control having "back-space" facilities.

Conclusion: Other Applications.—The equipment has now been in use for several months and has proved itself extremely simple to operate and reliable in its performance.

Equipment of this kind is capable of wider applications than court recording and is particularly convenient for all forms of conference recording. Since the mixer is designed on a unit channel basis, there is no limit to the number of microphones which can be incorporated. For this application, push-to-speak buttons would be employed to reduce the general background noise normally emphasized by the a.g.c. and signal lamps would be needed on the microphones to indicate that they are live.

Velocity of Radio Waves

An Internationally Agreed Value

By R. L. SMITH-ROSE* C.B.E. D.Sc., M.I.E.E.

AT the 11th General Assembly of the International Scientific Radio Union (U.R.S.I.) held at the Hague in August-September, 1954, the following resolution, first formulated two years earlier, was confirmed:—

"As a result of investigations made in recent years by several different methods, it is recommended that the following value of the velocity of electromagnetic waves in vacuum be adopted for all scientific work: $299,792 \pm 2$ km/sec."

As this is a matter of far-reaching importance to many scientists and engineers engaged in the radio field, it will be interesting to review briefly the circumstances which have led to this resolution.

From the earliest days of the discovery of the existence of electromagnetic waves in what is now known as the radio part of the spectrum, it was appreciated that their properties were similar to those of light waves, except, of course, that their frequency or wavelength was different. Prior to about 1940, it was also usually assumed that the velocity of light, and therefore of radio waves, was approximately equal to the nice round number of 3×10^8 km/sec (or nearly 186,000 miles per second). This was extremely convenient for the conversion of frequency into wavelength; but what was not always appreciated in those days was that, whereas frequency could be measured and ex-

pressed to a precision of better than one part in ten million, the wavelength derived by the above arithmetical process had nothing like this accuracy. This fact was not of much consequence for many applications, and it was not until the early years of the war that the need for a careful study of this matter became apparent.

A review¹ made in 1942, of the latest available measurements of the velocity of light in a vacuum showed that the mean value was 299,775 km/sec, and also that the accuracy of these measurements was not better than 50 parts in a million. It was also clear that the velocity of radio waves under practically useful conditions could not be stated more precisely than about one part in a thousand. Considering that at that time radar techniques for navigational aids and bombing purposes were being developed with a precision of indication very much better than this, there was obviously a need for more research into the true value of the velocity of electromagnetic waves in general.

In the following decade several investigations were carried out, notably by L. Essen², who, in 1947, des-

* Vice-President, International Scientific Radio Union.

¹ R. L. Smith-Rose: *Journal I.E.E.*, 1943, Vol. 90, Part I, p. 31.

² L. Essen: *Nature*, 1947, Vol. 159, p. 611, and *Proc. Royal Society*, 1950, Vol. 204, p. 260.


cribed a method of deriving the value of the velocity of radio waves from the resonant frequencies of a cylindrical cavity. Using the resources of the National Physical Laboratory for the measurement of the dimensions of the cavity in the Metrology Division and the frequency in the Electricity Division, he obtained a value about 17 km/sec greater than the hitherto generally accepted value for the velocity of light referred to above. This result was soon confirmed by other workers. Concurrently, the apparent discrepancy between the values applicable to the velocity of light and of radio waves was later resolved by E. Bergstrand³ in Sweden, who applied modern techniques to the classical methods of measuring the velocity of light.

At the General Assembly of U.R.S.I. held in Sydney in August, 1952, a paper by L. Essen contained the following summary of the latest results obtained for the measured velocity of electromagnetic waves in a vacuum:

Date	Author	Method	Result—km/sec
1950	Essen	Cavity Resonator	299,792.5 ± 1
1950	Bergstrand	Optical	793.1 ± 0.25
1950	Bol	Cavity Resonator	789.3 ± 0.4
1951	Aslakson	Radar	794.2 ± 1.4
1952	Froome	Interferometer	792.6 ± 0.7

The arithmetic mean of these results gives the value 299,792 km/sec with a probable error of ± 2 km/sec. Further measurements by other investigators have since confirmed this value, which is thus recommended for adoption in accordance with the resolution quoted at the beginning of this article. When applied to practical radio conditions, this velocity will usually be modified by the dielectric constant of the atmosphere or by the conductivity of the earth's surface, depending upon the actual frequency and mode of transmission used. Recent research, which is still in progress, has provided a knowledge of the appropriate corrections to be applied for various typical conditions.

³ E. Bergstrand: *Nature*, 1950, Vol. 165, p. 405.



The illustration shows the helical aeriols and their reflectors used for a multi-channel telephone system for a summer camp in a somewhat isolated part of Yugoslavia. It was obtained by A. O. Milne, president of the R.S.G.B., while attending the Congress of the Yugoslav Amateur Radio Society this year.

Television Safety Precautions

By E. G. GOODHEW* M.I.E.E.

THERE are, of course, possible hazards—such as electric shock and fire—involved in the use of a television receiver, as with any high-voltage equipment. There is, however, the additional danger of physical injury due to the implosion of the c.r. tube and the remote possibility of X-radiation. In this country the drafting of safety precautions for television receivers is the concern of one of the British Standards' Committees (TLE 2/2) which is drafting the ninth, and, it is hoped, the final revision of B.S.415.

On the international level such matters are the concern of a sub-committee of the International Electrotechnical Commission (I.E.C.) which, in September, held its jubilee congress in Philadelphia. The main item on the agenda of this committee (telecommunications safety, 12-2) was the consideration of a draft of "safety requirements for electric mains-operated television receivers."

During the post-war years, the meetings of this I.E.C. Committee have been held in Europe, and as a result, the recent meeting was the first at which the U.S.A. had been adequately represented. The United States delegation included engineers from the Underwriters' Laboratories Inc., whose approval must be obtained for domestic and other equipment offered for sale in the U.S.A. They have therefore tested for safety many more television receivers than any other laboratory, and their experience was invaluable to the Committee.

The television safety precautions considered at the Philadelphia meeting will be a supplement to I.E.C. publication 65, "Safety Requirements for Electric Mains-Operated Radio Receiving Apparatus," issued in 1952. In this document a safe condition is specified for the receiver in its normal operating condition and under abnormal conditions when short-circuits are applied to certain spacings which are smaller than those considered sufficient to ensure safety in themselves. This principle is also followed in the revision of B.S.415.

The new problems not already contained in publication 65 are those relating to the higher voltages involved. Acceptable spacings for voltages up to 4,500 have been determined experimentally, but above this value the shape of electrodes and conductors has an increasing effect, and while the present method of specifying breakdown voltages is deemed to be satisfactory, it is to be expected that further experience will indicate more satisfactory methods.

Even when the mains supply has been disconnected, removal of the back-plate may involve a hazard due to the charge on the capacitor of the high-voltage source. It had been intended to specify

* Philips Mitcham Works, Ltd. [The author was a member of the British delegation to the I.E.C. Congress, Philadelphia.]

a limit for the charge, but experiments being conducted in the U.S.A. tend to show that the hazard is more accurately specified by the energy than the charge. Until more is known, the I.E.C. has adopted a method of limiting the capacitance, used successfully by the Underwriters' Laboratory for some time. This specifies that the capacitance shall not exceed $3,000\mu\mu\text{F}$ and that the sum of the total capacitance in $\mu\mu\text{F}$ plus 300 times the voltage in kV shall not exceed 7,500.

Metal cabinets are appearing on the American market particularly for use in hotels. The majority of receivers in the U.S.A. are transformer fed, and therefore no particular hazard is involved when the cabinet is connected to the negative of the high-voltage supply. Receivers having a series heater chain and the chassis connected to one pole of the mains, must have the cabinet insulated from the chassis by a material appropriate to the voltage of the mains supply. Should the insulation break down, one pole of the mains supply would be connected to the cabinet.

Circuits have been designed to overcome this difficulty. They will be studied in the light of the prevailing conditions in Europe (e.g., higher mains voltages).

With minor changes, the requirements regarding fire hazard specified in publication 65 were considered satisfactory.

Experience has shown that the probability of a

cathode-ray tube imploding is not very high. Nevertheless it is necessary to be certain that the enclosure, and in particular the protective screen, are strong enough to ensure safety should a tube implode. Attempts in the United Kingdom to find a satisfactory impact test have not been entirely successful, and it is therefore necessary to cause a tube to implode in order to test its enclosure. Of the various methods which have been used, that of driving a steel pin into the tube seemed to be the easiest to carry out, and as the Underwriters' Laboratory had already carried out about 1,000 tests, the standards which they have adopted were accepted by the Committee. Through a hole drilled in the cabinet housing the tube, a steel pin $\frac{1}{16}$ in diameter is driven into the tube at a point on the rim of the face by a weight, which varies according to the diameter of the tube, falling from a height of five feet.

At the voltages in use on direct-viewing cathode-ray tubes, X-radiation is a hazard which need give no concern. Even using projection-type tubes operating at 25kV, it is very difficult to measure any X-radiation outside the optical system assembly. The limit of 0.6 micro rontgens/second accepted by the International Electrotechnical Commission agrees with that included in the draft of B.S.415 and is one-third of the value given by the International Commission for Radiological Protection as a safe dose for eight hours' continuous exposure.

EUROPEAN BROADCASTING

Technical Work of the E.B.U.

THE General Assembly of the European Broadcasting Union and the statutory autumn meeting of its Administrative Council, which are held in a different country each year, were this year held in London. The opportunity was taken also to hold meetings of the Legal, Technical and Programme Committees. At the meeting of the Technical Committee, at which E. L. E. Pawley (B.B.C.) was chairman, there were representatives from 18 member-countries, 3 extra-European associate-member countries, the C.C.I.R. and the I.F.R.B.*

The technical work undertaken by the E.B.U. falls roughly into two categories—(i) routine and special studies undertaken by the Technical Centre in Belgium and (ii) studies delegated by the Technical Committee to individual Working Parties of experts, specially nominated for that purpose.

At the London meeting, the Technical Committee first of all worked out a plan extending over the next five years for completing and improving the technical equipment of the Union's receiving and measuring station at Jurbise-Masnuy, Belgium, which was officially opened in July, 1953. Routine operations are to continue on approximately the same lines as hitherto, except that more attention is to be given to observations in the v.h.f. bands. After studying the present situation on long and medium waves, the committee recommended the use of Band II by its members for local and regional transmissions.

The reports of the Working Parties presented at the meeting covered:—A long-term study of indirect-ray propagation on medium waves that should prove of great value when these bands are reallocated; unattended sound and vision transmitting stations; magnetic recording, including the standardization of sound-recording in television and the recording of television picture signals; v.h.f. and u.h.f. sound and television broadcasting (incidentally, the programme of propagation experiments in Band IV has been deferred until more members have the necessary equipment); and the transmission of television over long circuits including the exchanges of television programmes in Europe.

It was decided to reconstitute the ad-hoc Committee which has been co-ordinating the recent European television exchanges as a Working Party, with M. J. L. Pulling (B.B.C.) as chairman, and to include representatives of the television services of Luxembourg and Sweden. The terms of reference of the new Working Party are the planning, direction and technical supervision of international television relays.

The Technical Centre was instructed to issue as soon as possible a draft Code of Practice relating to international television relays. The question of the provision of a permanent international television co-ordination centre to replace the temporary arrangement at Lille was discussed at length. It was decided that, in the present state of development, it was too early to say whether such a centre would always be necessary, but that the E.B.U. should accept responsibility for the co-ordination.

* International Radio Consultative Committee and International Frequency Registration Board permanent organs of the International Telecommunication Union.

LETTERS TO THE EDITOR

The Editor does not necessarily endorse the opinions expressed by his correspondents

Quality on V.H.F.

MAY I comment very briefly on the editorial about v.h.f. in your November issue. I said in my talk to the Radio Industries Club that the new v.h.f. stations would give improved quality because of reduced background noise, but I also said that the B.B.C. did not intend to transmit an audio-band up to 15 kc/s because the frequency characteristics of the Post Office music circuits would not permit it.

But, of course, I agree with you, and I hope this was clear from what I said, that the absence of background noise will bring out the difference in quality of reproduction between v.h.f. and what is possible at the present time on medium waves. The serious irritation of "monkey chatter," which is heard if the frequency characteristics of a medium-wave receiver goes much above 5 kc/s, will be overcome, and the new service will permit a substantial improvement in receiver performance which will we hope be very welcome to the vast majority of listeners and certainly to the B.B.C.

Director of Technical Service, B.B.C. H. BISHOP
London, W.1.

Output Stage Performance

MR. WOODVILLE is correct in his statement that "ultra-linear" operation can produce considerably less distortion than either tetrode or triode operation.

I drew attention to the advantages of this circuit as long ago as 1943. Since then, however, the principle has had to travel across the Atlantic and back again before becoming generally popular with designers. During this process it has been incorporated in many amplifier designs with both good and bad results. Much depends on how the principle is applied; there are several alternatives.

For example, having a percentage of the output winding common to screen and anode, part or all that percentage can be placed in the cathode circuit (*Wireless World*, September, 1950). This gives greater freedom to the designer in integrating the output stage with the requirements of the amplifier design as a whole.

The Acoustical Manufacturing Co. P. J. WALKER
Huntingdon.

GRAHAM WOODVILLE, in your November issue (p. 555), makes out a convincing case for the adoption of distributed-load tetrodes in the circuit under discussion, but a few comments may not be out of place.

Would it not be more reasonable to assume a maximum output of six watts per pair for the N709 when triode-connected, if the sharp increase in the curve at this point can be taken to indicate the onset of grid current? The distortion is then 1 per cent. Mr. Woodville's figures show 100 per cent increase in distortion for an increase of only 0.5 watt. The more gradual rise in the curve for the distributed-load condition is a characteristic of the circuit, and I think it is possible that grid current does not start until the maximum output of 14 watts is reached, with a distortion figure of 1.5 per cent. The advantage of the circuit would then appear to be chiefly in increased power efficiency. This criticism is, perhaps, unfair, and is invalid if Mr. Woodville's curves apply strictly to the Class A condition.

The application of negative feedback produces a different state of affairs, and a direct comparison is available in the published distortion-percentage/wattage output curves of such amplifiers as the Williamson and the Acoustical Quad II, the latter amplifier, of course, having the load distributed between anodes and cathodes.

The subject is discussed at some length in the article "Amplifiers and Superlatives," by D. T. N. Williamson

and P. J. Walker (*Wireless World*, Sept., 1952). The figures given in that article, of relative distortion just below onset of grid current, are 1.0 and 1.5 for triode-connected tetrodes and tetrodes with load distributed between anode and screen, respectively, which would appear to bear out my observations on the N709 case.

The term "ultra-linear," which is meaningless, can have no justification, and should be abandoned on this side of the Atlantic, unless "Free Grid" can think of a use for it.

Birmingham.

NORMAN F. BUTLER

"Inexpensive 10-watt Amplifier"

I THINK E. F. Good is raising a mare's nest in his letter in your October issue. Whilst the form of coupling shown in the Mullard circuit does not go down to d.c., it is fairly satisfactory for 10 c/s or so, which is quite a good limit for an inexpensive amplifier.

Mr. Good's point concerning the tertiary winding calls for some comment. In point of fact I was quoted six guineas for a Baxandall transformer, which is about the price of the classical Williamson output transformer. Hence there seems no saving in money by using the tertiary winding. I would not be dogmatic about it, but I think the high price may be due to patent royalties accruing to the holder of the patent cited in Baxandall's references.

The other aspect in Mr. Good's letter is valid: viz., instability with capacity loads. I knew one Williamson enthusiast build a Baxandall amplifier because a cross-over network made his Williamson unstable.

London, N.W.11.

F. B. WHITE

A.C./D.C. Dangers

"DIALLIST" (November issue, p. 579), would have us believe that a chassis of the a.c./d.c. type cannot be of any danger when operating on d.c. mains. Nothing could be further from the truth and I sincerely hope none of your readers discover this the unpleasant way.

Your contributor must surely be aware that most public d.c. supplies are distributed by the three-wire system; consisting of an "inner" (neutral) at earth potential and two "outers" (lives) at potentials equal to normal mains voltage, above and below earth respectively. The voltage across the two "outers" is twice the normal domestic supply. The service to domestic premises consists of connections to the "inner" and one of the outers." The point is, of course, that it is a fifty-fifty chance that any particular house is using the "negative" outer. When this is the case the positive side of all wiring therein will be virtually at earth potential and the negative side at mains voltage below earth and accordingly alive. Under these conditions, in order to operate at all, an a.c./d.c. type sound or television set must have its chassis connected to this live side of the mains and all the usual hazards will be present.

Like "Diallist," I do not like the growth of the a.c./d.c. technique in the receivers of to-day. I do not, however, think the solution lies in making the dealer responsible for the correct fitting of a 3-pin plug; for the simple reason there would be no guarantee, that immediately the dealer left his customer's house, the plug would not get changed, the flex extended, or some other modification carried out to meet the exigencies of the household concerned. In any case, the conditions regarding d.c. mains, discussed above, might exist and he would, in fact, be faced with an impossible task because the set just could not work at all when connected the safe ("correct") way.

Most manufacturers ensure that a.c./d.c. sets bearing their name are adequately insulated and users need have no fear of danger, provided the back of the set and/or

control knobs, etc., are not removed without first completely disconnecting from the mains. My own personal view is that all mains radio and TV receivers of the domestic type should be fitted with small "gate-switches," similar to those usually found on commercial and service transmitters (also on burglar alarms). This would ensure that the back of the set be firmly and properly affixed when in use. Also, any screws, control spindles, etc., projecting from the cabinet should be completely insulated from the main chassis.

It is true almost all set makers see that chassis bolts are suitably covered and control-knob grub screws recessed and wax covered when a set leaves the works. But how many dealers see that the same state of affairs exists after a set has been serviced? Very few.

King's Lynn, Norfolk.

A. B. GRIEF.

Band III Television Interference

WHILST appreciating that F. R. W. Strafford's article in your October issue is of a tentative nature, I feel he has painted too gloomy a picture of the problems of suppression at Band III frequencies so far as domestic appliances and other small commutator motors are concerned. This is to be regretted at this stage as it may cause unnecessary discouragement to the large number of manufacturers, dealers and members of the general public who are now fitting Band I suppressors to appliances, and they may be tempted to discontinue the good work until Band III problems are resolved.

The dominant note of the article is set by the photograph of electric shaver interference on Band III. Now unless the test was made with true transmission on Band III frequency and reception on a *Band III aerial system* (and the text does not imply this), it can be most misleading. Band III aerial systems are highly directional and interference from sources other than those situated on the line from receiver to transmitter will have less effect at the receiver than in corresponding circumstances on Band I. It seems, therefore, that higher interference noise levels may be tolerable on Band III than on Band I. Incidentally the electric shaver is not typical of small motors generally. It does not figure in the 1953 list of most frequent causes of TV interference compiled by the Post Office, and is not likely to be frequently in use during peak viewing hours. Furthermore, most shavers are of the impulse motor type in which the interference derives from the pulse waveform in the contact circuit of the order of 2kV peak having a frequency spectrum quite different from that of a normal commutator motor.

Mr. Strafford has described how self-resonant inductors fitted in the mains lead to an appliance are ineffective at Band III frequencies. This is, of course, to be expected since suppressors so used are not working to their maximum efficiency, even on Band I. Such limited measurements as we have made to date show that Band I suppressors efficiently fitted *within* the appliance give in many cases a good measure of suppression at Band III frequencies and are expected to prove adequate at these frequencies when other factors appertaining to Band III (e.g., aerial characteristics) are taken into account. Since many motor manufacturers are already fitting such suppression within the motor the outlook on Band III is reasonably encouraging. For special cases not responding to Band I techniques and available components, development work now in hand will, I believe, provide the answer.

Dubilier Condenser Company.
London, W.3.

R. DAVIDSON.

Tape Machines

COULD not some enterprising manufacturer of tape recorders let us have a twin-track machine which automatically reversed itself at the end of each track, prefer-

ably taking spools up to 1,000 metres? As so very much has been done to give the disc user long duration surely a much simpler device would prolong the unattended playing time of tapes, and without any sacrifice of quality.

Even with the much improved Continental spools, loading and threading takes time. Again we must hand it to the Continentals for at least making the tape switch off the motor, although a little more thought in locating the metal foils might have left the tape still threaded after fast spooling, instead of over-shooting as at present.

Another bee in my bonnet is against the current craze for more than one tape speed from a single instrument. This increases costs more than would either of the suggestions made in my opening sentence, besides tending to jeopardize performance and reliability, to say nothing of the intricacies imposed on design by the ganged and interlocked switching of at least four different equalizer circuits. The net result of all these complications is simply a compromise between quality and duration.

Since permanent recordings can be made more cheaply on l.p. lacquer discs than on tape (given access to a disc recorder) the overall cost becomes virtually independent of the speed of the tape medium, which is erasable and can be regarded as part of the capital equipment.

Surely what is now wanted is a high-quality twin track recorder of fixed speed (say 7½ in/sec) but capable of taking standard 11½-in spools. Although the lid may not be closed whilst playing it should at least be possible to close it afterwards without having to wind off the tape and remove the spools—even the present professional equipment does not always provide for this.

It is admitted that a delay of about 2 seconds would be needed every 90 minutes when reversing the tape, but this would present little difficulty to competent designers and still less to the user whose only alternative is a delay of eight seconds after every single side. Moreover, the best that can now be achieved in really long disc programmes is the indefinite repeat of the last side only, whereas a self-reversing tape machine would repeat the entire programme *ad lib*.

The prime factors of the tape medium would seem to be erasability and unlimited continuity, yet far from increasing spool diameters and tape speeds the manufacturers are in many cases reducing them as if portability were the prime consideration. I am surprised that the other (and comparatively inexpensive) desiderata have not been embodied in at least some current designs, and can only express my willingness to be customer number one when they are.

Grimsby, Lincs.

HARRY CRAMPIN.

Dry Battery Life

"DIALLIST" is incorrect in implying (your November issue) that all mains/battery broadcast receivers are fitted with combined h.t.-l.t. batteries. The "Ultra Twin," uses separate batteries and has done so for some years.

Ultra Electric, Ltd.
London, W.3.

C. A. QUARRINGTON.

Очен Жан

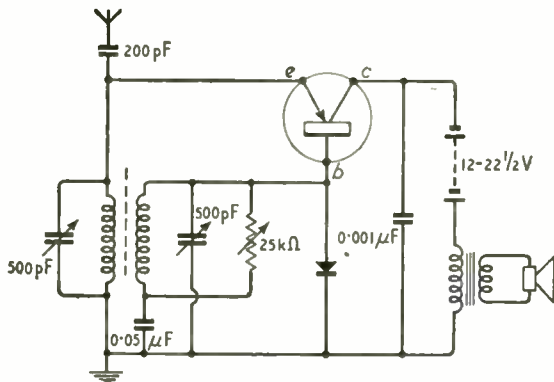
I AM in complete agreement with Dr. Hague on the question of standardizing wherever possible: I am flattered by his great interest. But we are not all librarians and linguists, and we must not alarm the more timid readers. The spellings Tchebysheff and Chebyshev are both used in the literature: there are, I think, one or two more. I have used the spelling which is used by Guillemain, van der Pol and Darlington, because I think the reader is likely to turn to these writers before he turns to Green, or hunts through *Science Abstracts*. (And *Science Abstracts* does not correct the spelling of authors who write Tchebycheff). I remember that the B.B.C. attempted to make us spell Tchaikovsky as Chaikovski, but gave up

in despair. For the advanced work, the convenience of Green's A, B(utterworth) and C(hebyshev) responses are great, though, as Dr. Hague's last paragraph points out, irrelevant. For us, though, Tony Weller had the answer: "Spell it with a Wee, me lord, spell it with a Wee."

THOMAS RODDAM.

Transistor Circuit

AS junction transistors of various types are now generally available, many of your readers will no doubt be trying them in receiver circuits, still an open field of modest experiment for those who have the patience and means to indulge their curiosity. The price of a good transistor is not yet as convenient as its insignificant size; a super-heterodyne circuit will be beyond most of us; but a great diversity of circuits can be tried with a single transistor and germanium diode in different combinations. The circuit herewith, on a fair outside aerial, gives good loudspeaker performance at all times for our local stations (West and Welsh Regionals) and brings in Third Pro-



gramme and Continentals in adequate volume after dark. It is highly selective, especially if the transistor can be brought into oscillation, which is not the case with all types or with all samples of the same designation. The one used here is a Standard Telephones & Cables LS/828, which gives 2-3 mA with 12-22½ volts on a local signal, cut off to 100 μA on no signal—a convenient feature for standby or relay operation as the miniature hearing-aid battery will survive being left on for long waiting periods. We have not tested an LS/828 to destruction but the collector-emitter voltage can be as high as 24 V and, in that condition, with a 45-V battery, over 100 mW can be developed in the output transformer. The coils used are basket-wound on a miniature former with adjustable ferrite core.

Those interested in transistor circuitry in general will note that the signal drive is on the emitter and the rectified signal is derived from the coil in the base. The 25-K variable resistance is used as a volume control to limit oscillation.

A note of warning. A good transistor will oscillate vigorously on the medium waveband and can cause widespread interference. In the words of P. P. Eckersley, Please don't do it!

W. GREY WALTER.
KARL WALTER.

Bristol, 9.

"Neon Timers"

THE letter from J. R. Barnard in the November issue of *Wireless World* describes a simplified version of one of the timers in my article in the October number and this illustrates a principle of design. Almost any piece of semi-automatic equipment can be simplified behind the panel provided that extra manual controls are added to the front. In the case of the simplified timer, there is an additional operation; it has to be reset manually. In the original,

relay "B" is, in effect, an automatic reset. This is a small point, but in practice it will be found that the elimination of this added manual operation is well worth while.

Actually, the simplified circuit is ideally suited for another purpose in the dark-room, namely, the timing of the exposure of a contact printer. Switch S2 would then become a change-over micro-switch actuated by the closing of the pad which presses the printing paper to the negative. This would switch on the lamp and the pad would be kept closed until it was seen through the small observation port that the timer had switched it off. Releasing the pad would then reset the timer. In this case the values of R1, C1 would have to be modified as the exposure range would be from about one-tenth of a second to five seconds.

For reasonably accurate timing from one exposure to another a voltage regulator tube must be considered necessary and this becomes increasingly important should the timer be moved to a district having a different value of mains voltage and also if it is to be used in an area where there is the possibility of considerable mains variations.

One point relating to both timers which was not mentioned in the original article is that they are suitable for both a.c. and d.c. operation.

Totland, I.o.W.

B. T. GILLING.


TIN-ZINC PLATING

IN the course of a year a large quantity of steel parts are used in the radio industry, and, while several different protective finishes are in current use, none appears to be entirely satisfactory.

A new process, demonstrated recently by the Tin Research Institute, employs a tin-zinc alloy and it is said to possess all the intrinsic advantages of these two metals but has none of their disadvantages. Zinc is a good rust preventer, but notoriously difficult to solder and prone to corrode, so a thick coating is generally required; tin is good in most respects and takes solder well but is costly. The new coating solders very easily.

It is not restricted to use on ferrous metals, although this is probably its most profitable field, and it has been applied advantageously to brass and other high-copper-content alloys. It cannot, however, be deposited direct on aluminium or, curiously enough, on zinc-based alloys. Its silver-like appearance is extremely pleasing and it will take a polish if required.

Full technical details of the process, together with advice on installation and operation of plant, are obtainable from the Tin Research Institute, Fraser Road, Greenford, Middlesex.



Examples of steel parts with the new tin-zinc finish

L.F. Sine Wave Oscillator

A Compact Source for Audio, Sub- and Super-Sonic Testing

such as those intended for moving coil or ribbon microphones. This arrangement is satisfactory for general use, but if required for working into loads which would appreciably shunt the output, and so upset the oscillator, it would be better either to take the output via an attenuator and sacrifice output level for isolation, or to feed the output via a further cathode follower. The reason for using a potentiometer shunted by a resistor is simply that it allows a standard potentiometer value, and also the resistor carries most of the current.

With several miniature Mumetal microphone transformers that were tried as output transformer a lowest frequency of between 15 and 40 c/s was obtained (depending on the particular primary inductance) before the waveform distortion became noticeable. The high frequencies were maintained up to maximum frequency as the low source impedance heavily damps the transformer.

To extend the low-frequency limit at low impedance it would be necessary to use a transformer of larger dimensions with the required high primary inductance, or an alternative more complex output coupling arrangement. It is doubtful, however, if the input transformers into which the unit would feed under these conditions would have such an extended low-frequency response, so that a miniature type was fitted with a 20-c/s lower limit and it was considered that this would be satisfactory for general use. If then the extended low response was required at any time it is always possible to feed out at high impedance and match with an external transformer of better quality.

The feedback capacitor must obviously be of high value to feed back into such a low impedance bridge so that an electrolytic type is used. This is a high-voltage type, *not* bias type, so that leakage current

is negligible, as any leakage would upset the correct working of the thermistor. The d.c. voltage at the 6V6 cathode is considerably higher than that of the input valve, so that the condenser is always correctly polarized. In practice the component chosen was a 16-24 μF , 275-V d.c. working, with both sections in parallel. The container must, of course, be isolated from chassis.

A valve voltmeter is incorporated to monitor the output level and is switched so that it can also measure external signals in the same range. This consisted of a small ex-Government meter scaled 0-20 V with a full-scale deflection of slightly less than 2 mA. It is not recommended that this current be exceeded as the current pulses of the valve at low frequencies, below about 12 c/s, cause motor-boating via the h.t. line if greatly exceeded. This f.s.d. current is about the maximum possible and it is advisable to use a more sensitive meter. There are ex-Government meters of 0-15 V scale 0-500 μA which would be ideal. The cathode resistor controls calibration and so would have to be changed to suit other meters. Also the bleeder chain to h.t. would have to be increased proportionately to obtain the correct zero setting of the meter. The anode of the voltmeter valve is returned to the reservoir to obtain better isolation from the oscillator h.t. supply as smoothing is relatively unimportant at this stage. Separate decoupling could be provided, but it introduces extra components.

Extra H.T. Smoothing

Power supply is quite conventional except that the h.t. smoothing is rather large in order to cope with the by-pass of the very low frequencies. However, although the condenser is a 10 + 100- μF this is quite standard and is both small and cheap. The mains transformer was of 210-0-210 V but any type with an output of between 200-0-200 and 250-0-250 would be suitable.

The whole unit is housed in a cabinet 13in \times 6in \times 6in, but this is by no means cramped and it would be possible to reduce the size considerably, if desired.

A maximum output of 15 V, r.m.s. is obtained and both the amplitude variation and the harmonic distortion remain negligible over the whole of the frequency range.

To calibrate, selected 1%, 0.01- μF condensers are fitted in the appropriate position and the 600-7000 c/s range marked on the scale, but actually calibrated 6-70 c/s (1/100 of the actual frequency). This is because 1%, 0.01- μF condensers are relatively easy to obtain and the range 600-7000 c/s probably the easiest to calibrate. By actually marking the scale 6-70 c/s it enables the range control to be calibrated as $\times 1$, $\times 10$, $\times 100$, and $\times 1000$. The two lower ranges and the high range are then matched by selecting condensers of slightly low capacity and padding with small parallel condensers to make the scale accurate on each range; only one check point is needed on each range.

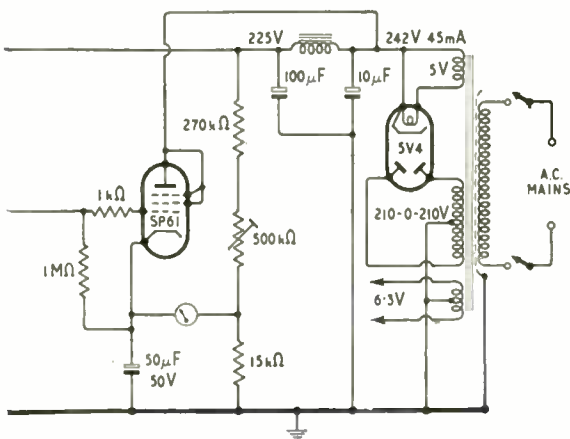


Fig. 1. Circuit diagram with values for an overall range of 6 c/s to 70 kc/s. The two-gang resistors recommended are Reliance TW or PIW, semi-log wirewound.

PAN-CLIMATIC TESTING

Reassessment of Requirements for Service Equipment

By G. W. A. DUMMER,* M.B.E., M.I.E.E. S. C. SCHULER,* Assoc.I.E.E., and J. E. GREEN*

EVEN in the short period since World War II, conditions under which Service airborne electronic equipment is operated have changed considerably. The increased speeds of modern aircraft have resulted in more frictional heat being generated on the aircraft skin, which may raise the internal ambient temperature considerably. Aircraft flying at heights of the order of 40,000 feet cannot use normal air-cooling methods to cool the electronic equipment, as the density of the air is so low that normal cooling fan systems have low efficiency. The development of guided weapons has also revealed new types of Service hazards for which testing is necessary.

During the compilation of testing schedules covering all Service equipments, climatic conditions and hazards likely to be encountered were the subject of considerable study, which was the result of joint effort by all the major Service establishments. The findings are presented in the Joint-Service Test Specification K.114 issued by the Radio Components Standardization Committee (Ministry of Supply).

The summaries contained in Tables I and II give information from the K.114 Specification on the climatic extremes and environments experienced in different parts of the world, and also conditions of mechanical shock, vibration and handling. These conditions represent Service hazards and the tests cover combinations of these conditions depending on the intended use of the equipment—shipborne, airborne, ground equipment, etc.

It is mandatory that all equipment for the services

should be tested by one of the Service research and development establishments, and the K.114 series of test schedules have been designed to cover nine types of conditions which are summarized in Table III.

The value of initial testing before design approval is given to a Service equipment has been proved beyond doubt. During the past eight or nine years in which equipments have been tested to these stringent schedules, many faults have been exposed which would otherwise have occurred in service. "Pre-testing" results in improved reliability of equipments by exposing weaknesses and faults when there is still time to make modifications.

Testing equipment designed and installed at the various Service establishments is considerable, and ranges from simple dry heat ovens to large stratosphere chambers capable of testing complete equipments under all airborne conditions (low pressure, low temperature, etc.). A stratosphere chamber which is being installed at the Radar Research Establishment will have a working volume of 550 cu ft, and will cover the range +80°C to -75°C and altitudes up to 70,000 ft. At the same establishment a large precision vibration testing machine (up to 120 c/s) is in use, capable of dealing with equipments up to 500 lb in weight. The machine is mounted on a 55-ton block of concrete, which in turn is freely suspended on springs. This is done to preserve the sinusoidal vibration waveform.

Many attempts have been made to correlate the artificial test conditions with those experienced in various parts of the world, and recently an investigation was made into the drop in insulation resistance of components of various types exposed at the Tropical Testing Establishment in West Africa and in the humidity chambers at T.R.E. (now R.R.E.). Whilst it was difficult to assess the ratio in time between the two sets of conditions, it was obvious that the humidity chambers produced worse deterioration of components than actual conditions. This is illustrated by the graph (Fig. 1) showing insulation

Table I SERVICE CONDITIONS	
CLIMATIC EXTREMES	
DESERT	Dry heat, intense sunlight, sand, dust, destructive insects. High day temperature { Air +60° C. Ground exposed +75° C. Relative humidity 5% Low night temperature -10° C. Large daily variation in temperature, average 40° C.
TROPICAL	Damp heat, high relative humidity, heavy seasonal rainfall, mould growth, destructive insects. + 40° C. during day, + 25° C. during night. Exposed surfaces +70° C. Humidity can approach saturation.
ARCTIC	Low temperature, driving snow, icedust. Exposed Arctic -70° C. extreme, -40° C. common. Sub-arctic -25° C. common.
HIGH ALTITUDE	Low temperature, low pressure, condensation due to rapid changes in temperature. 30,000ft. 225 mm Hg -60° C. minimum. 60,000ft. 55 mm Hg -90° C. minimum. Allowances: 10° C. for fuselage protection. Above 30,000ft. 15° C. for adiabatic heating.
SEA	Sea spray, immersion. Air temperature extreme +52° C., -40° C. in harbour, +38° C., -32° C. at sea. Sea temperature extreme +29° C.

* Radar Research Establishment, Ministry of Supply.

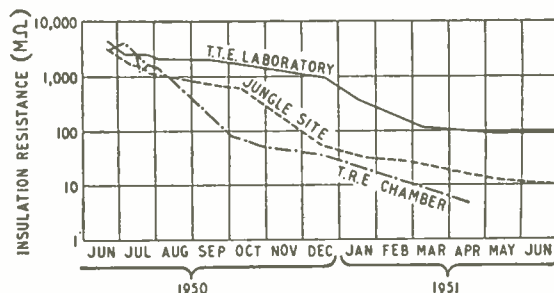


Fig. 1. Comparison of insulation resistance tests of sealed potentiometers under tropical and laboratory test conditions.

Table II
SERVICE CONDITIONS
MECHANICAL SHOCK, VIBRATION AND HANDLING

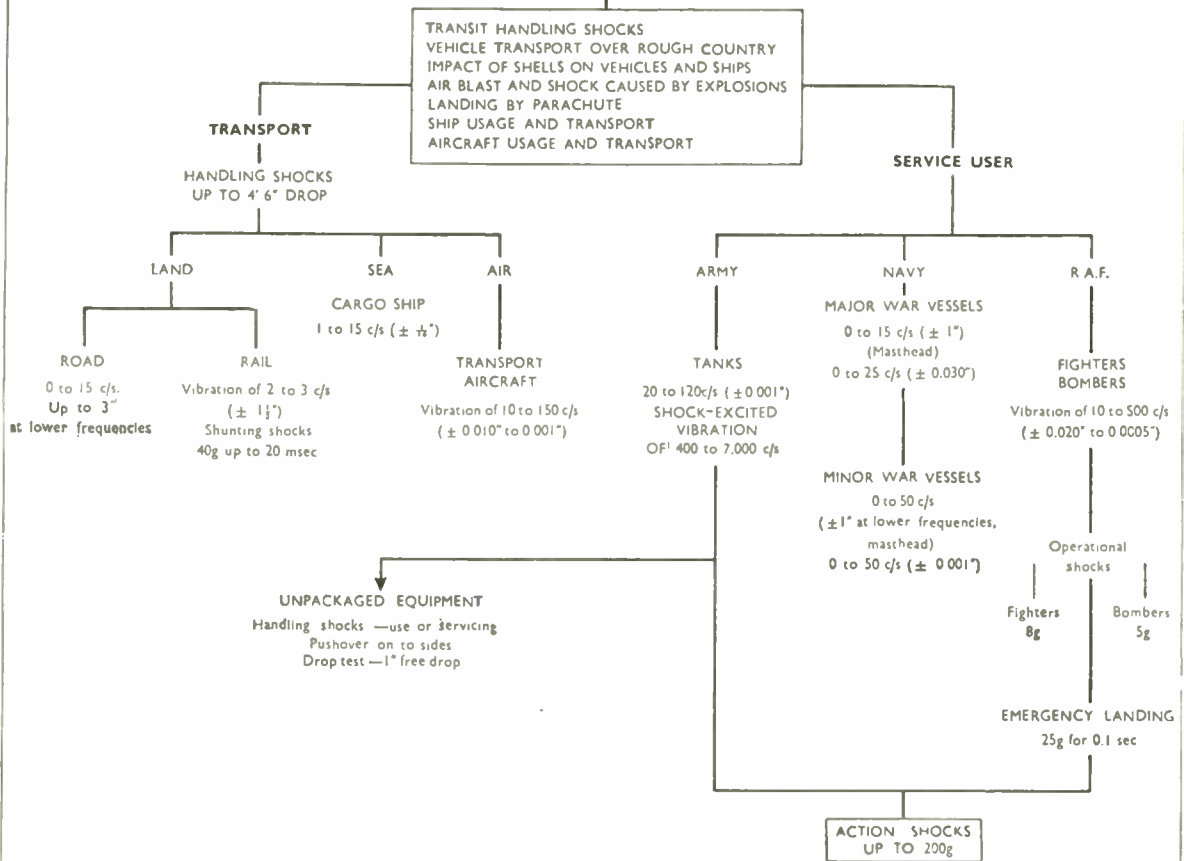
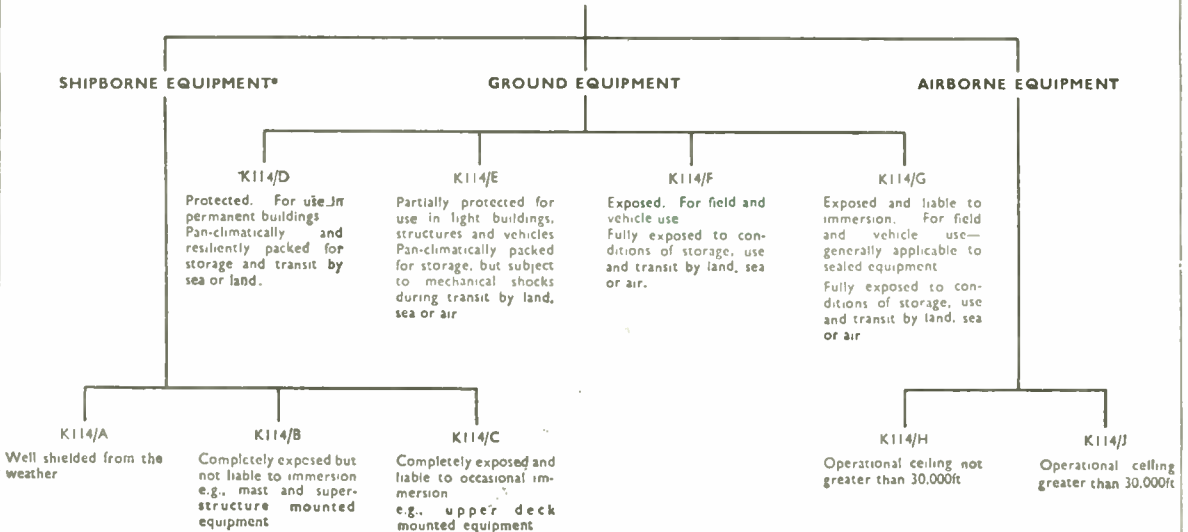


Table III
DESIGN ACCEPTANCE TESTS FOR SERVICE TELECOMMUNICATION EQUIPMENTS

K114 TEST SCHEDULES



*Includes equipment suitable for transport by air




Fig. 2. Airborne electronic equipment totally enclosed in a sealed container.

resistance measurements on a sealed type of potentiometer at T.R.E., at T.T.E. under laboratory conditions (warehouse storage) and at T.T.E. exposed to jungle conditions.

The faults which occur under K.114 tests cover a wide range, and in a short article there is only space to list some of the common faults which are found in electronic equipment submitted to the tests. The reliability of equipment could be greatly increased if it were designed to avoid:—

1. Weak supports for component group boards and inadequate stiffness in structures, which result in resonances within the vibration test range.
2. Mounting of large condensers and resistors by connecting wires without further support.
3. Inadequate protection of cables and leads passing through metal partitions.
4. Use of small bolts in mounting heavy transformers, components, block condensers, etc.
5. Excessive heating of components mounted too close to vitreous-enamelled wirewound resistors.
6. Operation of components at levels in excess of the R.C.S. ratings.
7. Inadequate locking on screws, bolts and nuts.
8. Seizure of rotating mechanical devices at low temperature due to differential contraction of materials or stiffening of lubricants.
9. Poor finishes of metal parts. On unsealed equipments, most cadmium-plated nuts and bolts corrode under the damp heat cycling, unless very heavily plated, and the greater use of stainless steel nuts and bolts is encouraged.
10. Flashover at high altitudes in unsealed equipments due to insufficient spacing of high-voltage terminations.
11. Poor accessibility. Extra time and effort are required for servicing, and often part dismantling is necessary to gain access to some components. This aspect of Service electronic equipment still leaves much to be desired.

Steps which are being taken to reduce component faults fall under the broad headings of (1) improvement in the components themselves,

- (2) protection of components by sealing.

Sealing may be either by rubber gasket or by the recently developed plastic resin potting techniques. An airborne sealed unit is illustrated in Fig. 2, and a typical experimental potted sub-unit assembly is shown in Fig. 3. It has withstood the K.114J airborne test schedule without developing a fault.

A marked improvement in components has been achieved by better sealing methods, and fully sealed transformers, chokes, capacitors, relays and potentiometers are now available. If the equipment itself is sealed, it is not always necessary to

use these fully sealed components, although, in the interests of reliability, many Service designers employ a combination of both methods.

It can be seen from this review that the value of extensive testing in the early stages has been established, and it should be emphasized that the cost of "pre-testing" equipments on the ground is far less than that of flying them in aircraft or in guided missiles. Complete surveillance is possible and the development of faults can be seen under far less arduous conditions than those experienced in the field.

A great deal of experience is being built up at the testing establishments on all aspects of electronic equipment and component design, and it is important to remember that this accumulated experience is available to the designers and manufacturers of new Service equipments. Pan-climatic testing has undoubtedly led to marked improvements in the reliability of Service electronic equipments, and will continue to do so in the future.

[Crown Copyright Reserved. Reproduced by permission of the Controller, H.M. Stationery Office.]





Fig. 3. Underside of chassis employing the technique of sealed sub-assemblies.

FESTIVAL OF SOUND

A Bold Experiment Succeeds



WHEN G. A. Briggs announced his intention of taking the Royal Festival Hall in London for a lecture-demonstration on sound reproduction there was much shaking of heads. Could he hope to fill a hall with a seating capacity of 3,000? Would the vast size and acoustic clarity of the Hall prove too searching a test for equipment designed primarily to give an illusion of reality in domestic surroundings?

The first question was unambiguously answered when it was announced that all tickets—including those for standing room—had been sold within four days. Any misgivings on the second were quickly dispelled on the night, when, after listening critically and perhaps a little anxiously to the opening items, we were able to sit back and enjoy ourselves—as Mr. Briggs intended that we should.

For many of the items a single Wharfedale “3-speaker” system was used; two of these units, in parallel, were used for organ and orchestral pieces demanding a greater power output. A third unit, reinforced with extra high-frequency units, was reserved for demonstrations of effects which were primarily dependent on good h.f. response; in a hall of this size atmospheric absorption is a significant factor—at least for those in the back seats.

Pilot lamps showed the audience which loud-speaker(s) were in operation, and a visual power level indicator enabled all to see what was going in at any given moment. This instrument, devised by E. M. Price, M.Sc., consisted of a row of neon lamps arranged to strike in ascending order as the power increased from 3 to 60 watts. Viewing this meter from a seat in the stalls, one gained the impression that levels in excess of 15 watts were extremely rare. The whole of one organ piece (*Allegro-Voluntary in D*, by John Stanley) was accomplished within the 3-watt level. On the other hand, there were occasions, usually when one least expected it, when the power flicked up to the 60-watt level. To take care of the peaks, four of the Acoustical Manufacturing Company’s “Quad II” amplifiers were connected in parallel.

Records were played on a Garrard Model 301 transcription turntable in which the speed control enabled exact equality of pitch to be found with the “live” performances with which comparisons were made. The pickup was a Ferranti ribbon type.

Tape records were made and reproduced by an E.M.I. Type BTR/2 professional machine.

All seats and standing room were filled long before

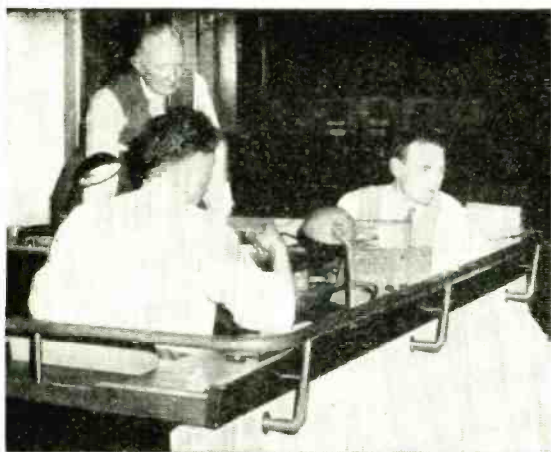
The trenchant commentary by G. A. Briggs was as much enjoyed by the audience of 3,000 as were the demonstrations of good sound reproduction and the “live” performances by well-known musicians.

8 p.m.; thus, even before the proceedings were opened by the genial chairman, J. R. Tobin, B. Mus., we were already in debt to Mr. Briggs for showing us the strength of the public interest in good sound reproduction. With a disarming pretence of being non-technical, and with many bold sallies at the pundits Mr. Briggs quickly cut through the undergrowth of “hi fi” to get at the roots of good sound reproduction where art is more important than science; in particular the importance of microphone and studio technique to create the exact degree of “atmosphere,” “ambience”—call it what you will—when replayed in given surroundings. It followed that his choice of orchestral recordings for demonstration in the Festival Hall carried a higher ratio of direct to reverberant sound than would be chosen for playback in a small room.

The acoustic level of reproduction relative to that of the original has a profound influence on balance and quality and must obviously be exact when direct comparisons with the original are made. For some of the items this yardstick was not available, but in all cases one felt that judgment in the choice of level was well informed.

The most courageous of Mr. Briggs’ experiments—the immediate comparison of live performances by Stanislav Heller (harpsichord), Ralph Downes (organ) and Denis Matthews (pianoforte) with disc and tape recordings—proved to be the highlights of the evening. The delicacy and precision of the harpsichord playing, with every gradation of tone crystal clear in the recording made by C. E. Watts, were exactly matched in the impeccable playing of Stanislav Heller. The background noises in the Hall, which fell to a level creditable for an audience of three in a country cottage rather than 3,000 in the heart of London, was an even more eloquent comment than the applause which followed.

In the Bach organ Toccata in D we were able to compare an E.M.I. tape recording, made in the Festival Hall by Ralph Downes, with a live repetition of the same piece by the same player. In volume and quality the original and the reproduction were again exactly matched. By listening carefully the slightly




A study in concentration at one of the rehearsals. Facing the camera are G. A. Briggs (left) and P. J. Walker, who was responsible for the operation of the amplifier controls.

longer reverberation time of the recording was perceptible—proof that the Festival Hall really has got a hangover of sorts, if you go looking for it by successive recordings. This effect was absent in the harpsichord recording, which was made in accordance with the principle advocated by Watts of “no ambience” for solo instruments other than that of the space in which they are reproduced.

Unfortunately the piano available for Denis Matthews’ playing of the Beethoven D minor sonata was not the one he used for the E.M.I. recording, so comparative analysis was given a holiday while we sat back and enjoyed two similarly realistic and virile examples of the pianist’s art.

No live orchestra was available for comparison with the Decca l.p. recording (LXT2872) of the Beethoven 6th Symphony by the Concertgebouw orchestra under Erich Kleiber; but none was needed, for the inherent clarity and definition of all the parts was self-evident. The sight of an empty stage was the only incongruity. The string tone—wiry in some early l.p.s—was as near the real thing as the tone of one violin is to another.

Those whose appetite for the classics is insatiable



Original and reproduction. Denis Matthews alternates with the loudspeakers in a performance of a Beethoven piano sonata.

would have liked longer excerpts from many of the works, but that would have deprived others in the audience of a hearing of some remarkable sound effects, the records of which are themselves classics in their sphere. There was R. Bradford’s recording of breaking glass, the B.B.C. recording of awe-inspiring reverberation effects in the Hamilton Mausoleum, the incisive tugboat engine-room noises captured by Mercury Sound Recordings, Ltd. and the W. S. Barrell collection of percussion instruments, with and without high frequencies (E.M.I. JGS74).

Mr. Briggs made some pithy comments on exaggerated claims for frequency response, particularly in the bass, and proved his point by having 32-c/s and 16-c/s notes played on the organ. The 32-c/s pure tone sounded useful, but most people would have needed a barometer to detect the 16-c/s. A 32-c/s reed pipe gave a plausible imitation of a loudspeaker with the coil off-centre.

The last item on the programme was the Vaughan Williams Sea Symphony (Decca LXT2907). A suggestion from Mr. Briggs that Ralph Downes should double the organ part was received in shocked silence by the musical purists, until Mr. Briggs fired a characteristic parting shot: “Well, if he plays as loudly as all the rest put together, we shall be only 3 db up—and what’s 3 db among friends?”

On this note ended a most successful evening. The sound reproduction community owe a great debt to Mr. Briggs for his courage, vision and drive in staging this event. He in turn paid tribute to the help received from firms collaborating in the assembly of the equipment, to P. J. Walker for his sure handling of the amplifier controls, and to the recording companies for putting on disc and tape the high standard of quality which he was able to reproduce.

There was still much shaking of heads as the crowds left the Festival Hall, but it was noticeable that whereas six months ago the polarization was horizontal it had now changed to vertical.—F. L. D.

Filters Without Fears

4—Make Your Mathematics Multi-purpose

By THOMAS RODDAM

ONE of the main defects of formal education is that everything has to be made up into neat packets. This is history, that is geography and that rather grubby subject is science: if someone invents a steam engine on an island, it isn't anyone's business to point out that what has really happened is a sharp change in the movement of history. In our own special field we begin by making the same mistake: we chop up telecommunications into a number of special plots, and these we then subdivide again. If you look in the textbooks you will see a chapter on low-pass filters, a chapter on high-pass filters; a chapter on band-pass filters and a quick mention of band-stop filters. This arrangement is both unnecessary and unwise.

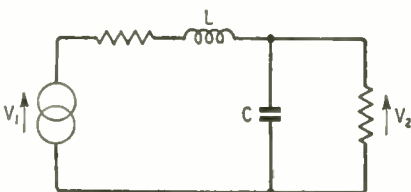
The three previous articles have been concerned with the algebraic design of low-pass filters. For the forgetful, the procedure has been to take a simple network made up of series inductance and shunt capacitance elements connected between a resistive generator and a resistive load, to calculate by means of Kirchhoff's laws, or any other method, the ratio of generator voltage to load voltage, and then to do some simple algebra. We find that $V_{in}/V_{out} = A + jB$, we convert to $|V_{in}/V_{out}|^2 = A^2 + B^2$ and for the networks we have considered $|V_{in}/V_{out}| = a + b\omega^2 + c\omega^4$. This is the frequency response of the network, and we have then considered two special forms that this polynomial can take. The result is to give us a

number of equations which can be solved to provide, in the end, the values of inductance and capacitance needed for a specified frequency response. The more complicated the response (for example a Tchebycheff response with ripples instead of a smooth Butterworth response) the more complicated the equations.

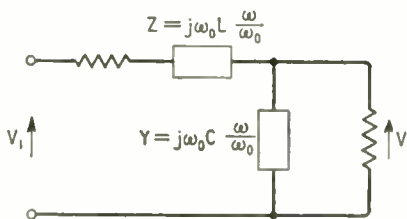
We could now start off again, and repeat the whole process for high-pass and band-pass filters. This method is possible, it is tedious and it is completely unnecessary.

Let us look at a second-order low-pass filter, shown in Fig. 1(a). We can draw this in a rather more general way by using the form shown in Fig. 1(b), in which the series arm is now a box mounted with its impedance, $Z = j\omega L$, ω/ω_0 , and the shunt arm is a box marked with its admittance, $Y = j\omega_0 C$, ω/ω_0 . There are two points to notice here. The first is the choice of impedance for the series arm and admittance for the shunt arm: this is to enable us to draw graphs of these functions easily. It is a general rule that if you can choose your relationships to make your graphs straight lines you should. The second point is that instead of writing $j\omega L$, I have written $j\omega_0 L \cdot \omega/\omega_0$: this is the usual normalizing process, the process of making one graph do the work of many. All the responses we have seen in the previous articles have been normalized responses.

Fig. 2(a) shows the impedance and admittance functions, $j\omega_0 L \cdot \omega/\omega_0$ and $j\omega_0 C \cdot \omega/\omega_0$ plotted as functions of ω/ω_0 . If you don't ask what is meant by a negative frequency there is no reason why the two straight lines in the top right-hand quadrant should not be projected back through the origin into the bottom left-hand quadrant. Similarly we can draw Fig. 2(b), the insertion loss characteristic, but this time on a linear scale including negative frequencies. I've

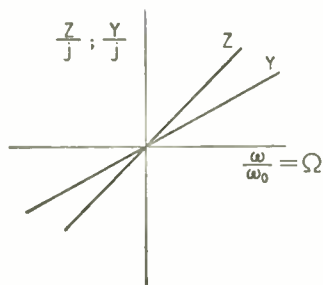


(a)

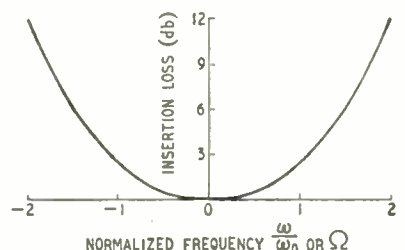


(b)

Above: Fig. 1. The second-order low-pass filter (a) can be drawn in a more formal way by inserting impedance and admittance "boxes" as in (b).



(a)

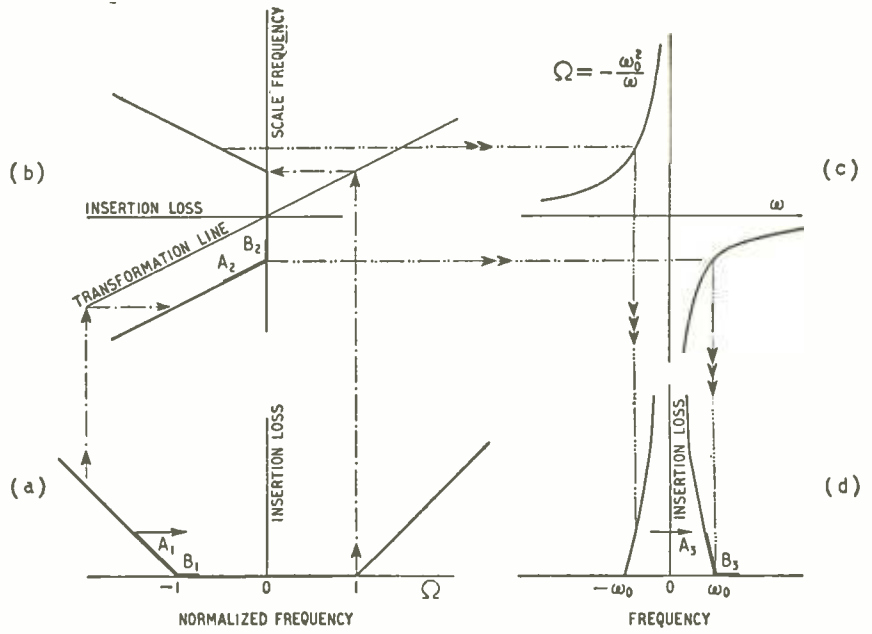
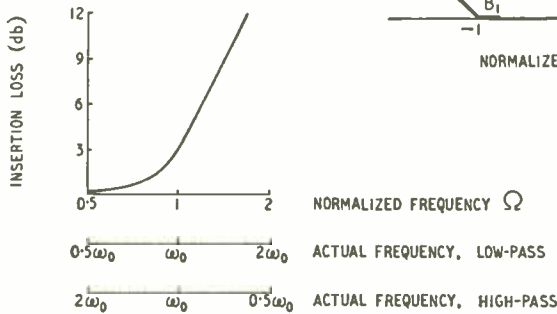


(b)

Right: Fig. 2. The impedance and admittance characteristics of (a) lead to the insertion loss characteristic (b). Note that a linear frequency scale is used here.

Fig. 3. The transformation of low-pass to high-pass takes us from A_1 (a), up to the transformation line and then along to A_2 (b). Then we go across to the transformation curve (c), and down to (d). The transformation is of frequency only: the insertion loss just goes straight across.

Below: Fig. 4. For the high-pass case, we need only reverse the scales in a logarithmic frequency plot.



kind of thing: since it had, at its first appearance, the dimensions (frequency/frequency) there is no dimensional limitation. So long as Z and Y are proportional to Ω we get the filter type insertion loss characteristic.

As a special case, we can take $\Omega = \omega/\omega_0$. Then, as we know, we get a low-pass filter. Suppose, however, we take $\Omega = -\omega_0/\omega$. If we look at some special values of Ω , $\Omega = 0, \pm 1$ and $\pm \infty$ we see that

$\Omega = -\infty$	-1	0	$+1$	$+\infty$
$\omega = 0$	ω_0	$\pm\infty$	$-\omega_0$	0

The stop band of the insertion loss characteristic, which we can take as roughly the region $|\Omega| > 1$ (the transition region can be forgotten for the moment) now becomes the region $-\omega_0 < \omega < \omega_0$.

The pass band, in the positive frequency region, begins at ω_0 and extends up to infinity: the filter is a high-pass filter. The elements of this filter are: series arm, $Z = -j\omega_0 L \cdot \omega_0/\omega$, and shunt arm, $Y =$

$$-j\omega_0 C \cdot \omega_0/\omega. \text{ Thus we have } Z = \frac{-j\omega_0^2 L}{\omega} = \frac{\omega_0^2 L}{j\omega}$$

$$\text{and } Y = \frac{-j\omega_0^2 C}{\omega} = \frac{\omega_0^2 C}{j\omega}. \text{ The series arm is therefore a}$$

capacitance, $1/\omega_0^2 L$, and the shunt arm is an inductance $1/\omega_0^2 C$, where L and C are the values we calculated from our basic low-pass theory. If the low-pass filter has a Tchebycheff type of insertion loss characteristic, so has the high-pass filter: if the low-pass filter has a Butterworth type of insertion loss characteristic, so will high-pass filter.

Notice how useful that negative frequency region has become. We must use $\Omega = -\omega_0/\omega$ to get the signs right in Z and Y , and it is the negative frequency region of the low-pass characteristic which is transformed into the positive region of the high-pass.

For those readers who like a geometrical picture, Fig. 3 has been constructed. The bottom left-hand diagram (a) is a simplified filter characteristic, showing insertion loss as a function of the normalized frequency Ω . First of all we do a scale transformation, to give us the response shown in (b). The scale transformation

chosen the Butterworth shape because it is easier to draw, and since we have

$$\text{Insertion loss} = 10 \log \left[1 + \left(\frac{\omega}{\omega_0} \right)^4 \right]$$

the insertion loss at any negative frequency $-\omega$ is exactly the same as at the corresponding positive frequency ω , and the response is symmetrical about the insertion loss axis. Similarly symmetrical Tchebycheff responses were given in Fig. 2 on p. 446, September, 1954 issue.

We got from the circuits of Fig. 1(b) to the insertion loss characteristics of Fig. 2(b) by a series of mathematical manoeuvres. There is a very difficult mathematical step, so difficult that most of us take it on trust and never really question it. This is the abstract truth of a mathematical equation. We start off quite happily with the idea that 2 apples + 3 apples = 5 apples. This is followed up by a series of confidence tricks which convince us that 2+3=5, always, and then that 2×3=6, and $(x+1)(x-1)=x^2-1$. It's a good job we started off with apples, because with rabbits we should find that $1+1=1+e^{kt}$ was a reasonable approximation. The only trouble is that very often the apples still lurk in our minds, the equations are held too firmly to physical reality, and then we give ourselves a lot of unnecessary trouble. Let us write in our discussions above $\Omega = \omega/\omega_0$. Then we know that if we have a series impedance $jA\Omega$ and a shunt admittance $jB\Omega$, provided that A and B are properly related to the circuit resistances the insertion loss will be small for $-1 < \Omega < 1$ and large for $|\Omega| > 1$.

Note that Ω does not have to be any particular

is just a way of altering the size of the diagram, and twisting it through a right angle. From each point on the characteristic in (a) we move vertically until we hit the transformation line, giving us our position on the "scale frequency" axis. Then we mark off the same insertion loss as we have in (a), to get a diagram of insertion loss against scale frequency. If we make the slope of the transformation line 45° the scale frequency will be the same as the normalized frequency: any other slope opens out or closes up the frequency scale. Now we move across from points in the characteristics in (b) to the main transformation curve (c). This, which is the form used for the low-pass to high-pass transformation, must be of the kind $\Omega = k/\omega$, where k includes ω_0 and the slope of the transformation line. You need not worry about that k , because it is really put in just to enable us to write the actual frequency in our final characteristic. We go across from (b) to (c), and then down to (d). To make it easier to draw, I have not traced out the path of a single point, but you can, if you wish, follow the section A_1B_1 to A_2B_2 and then on to A_3B_3 . The corner of this section, which is at $\Omega = -1$ in (a), is at $\omega = \omega_0$ in (d) (that's what we use the k for).

I have drawn this transformation process for a rather simple and unreal filter characteristic. Obviously it can be done for any complicated real characteristic, and point by point you can build up the high-pass filter obtained by changing all the inductances to capacitances of size $1/\omega_0^2 L$ and all the capacitances to inductances of size $1/\omega_0^2 C$. To do this, of course, you must use a linear scale for Ω .

You may think this is a long way round for the high-pass filter. It is. As you can see from Fig. 4, if we have our response plotted on a logarithmic scale we need only number it from right to left instead of left to right to obtain the corresponding high-pass response. Why, then, all this complication of Fig. 3?

The answer is, of course, that this is a general process of very much wider application. Instead of taking $\Omega = -\omega_0/\omega$, let us now take $\Omega = \frac{\omega_m}{\omega_0} \left(\frac{\omega}{\omega_m} - \frac{\omega_m}{\omega} \right)$

This function is plotted in Fig. 5(c), and the transformation construction is carried through again. To save effort, the transformation line in Fig. 5(b) is at 45°, so that Fig. 5(b) is the same as Fig. 5(a), but sideways. The transformation curve of Fig. 5(c) has two branches, both of which must be used. The result is the response shown in Fig. 5(d), a band-pass characteristic. Notice here that the single pass-band of the low-pass filter from $-\omega_0$ to $+\omega_0$ has been transformed into two pass-bands, one centred on ω_m and one centred on $-\omega_m$. Normally, of course, we only worry about one of these, the one centred

on $+\omega_m$ but the existence of the other is of some theoretical importance. It accounts for certain oddities of behaviour, such as the lack of symmetry of the band-pass characteristic.

Geometrical exercises are all very well, but what use are they? Here we have written $\Omega = \frac{\omega_m}{\omega_0} \left(\frac{\omega}{\omega_m} - \frac{\omega_m}{\omega} \right)$

The series arm of the filter, then, is an impedance

$$Z = j\omega_0 L \cdot \Omega = j\omega_0 L \cdot \frac{\omega_m}{\omega_0} \left(\frac{\omega}{\omega_m} - \frac{\omega_m}{\omega} \right) = j\omega_m L \cdot \frac{\omega^2/\omega_m^2 - 1}{\omega/\omega_m}$$

This impedance can be recognised as the impedance of an inductance L_1 and a capacitance C_1 in series, with $\omega_m^2 L_1 C_1 = 1$. The change from L, C , to L_1, C_1 is made, so that we shall not get confused with the capacitance in the shunt arm.

$$Z = j\omega L_1 + \frac{1}{j\omega C_1} = \frac{1 - \omega^2 L_1 C_1}{j\omega C_1} = j\omega L_1 \frac{\omega^2 L_1 C_1 - 1}{\omega^2 L_1 C_1} = j\omega_m L_1 \frac{\omega^2/\omega_m^2 - 1}{\omega/\omega_m}$$

In the same way, the admittance of the shunt arm, $Y = j\omega_0 C \cdot \Omega$ is the admittance of a capacitance C_2 tuned to ω_m by a parallel inductance L_2 .

We have made the transformation $\Omega = \frac{\omega_m}{\omega_0} \left(\frac{\omega}{\omega_m} - \frac{\omega_m}{\omega} \right)$

and we want to know more about this. We have

$$\Omega = \frac{\omega_m}{\omega_0} \cdot \frac{\omega^2 - \omega_m^2}{\omega \omega_m} = \frac{\omega^2 - \omega_m^2}{\omega \omega_0} = \frac{(\omega + \omega_m)(\omega - \omega_m)}{\omega \omega_0}$$

The band edges, as we can see from Fig. 5, correspond to $\Omega = \pm 1$. What does this mean in terms of ω ? Suppose we have a narrow-band filter, first of all. Then $\omega \approx \omega_m$ in the band, and we can write $(\omega + \omega_m) \approx 2\omega_m$. This makes

$$\Omega = \frac{2\omega(\omega - \omega_m)}{\omega \omega_0} = \frac{2}{\omega_0} (\omega - \omega_m)$$

For $\Omega = \pm 1$ this means that $\omega = \omega_m \pm \omega_0/2$. The band-width of the band-pass filter is ω_0 , the band-width (in the positive frequency direction) of the low-pass filter from which we started. The reason why we get this halving is that there is a second

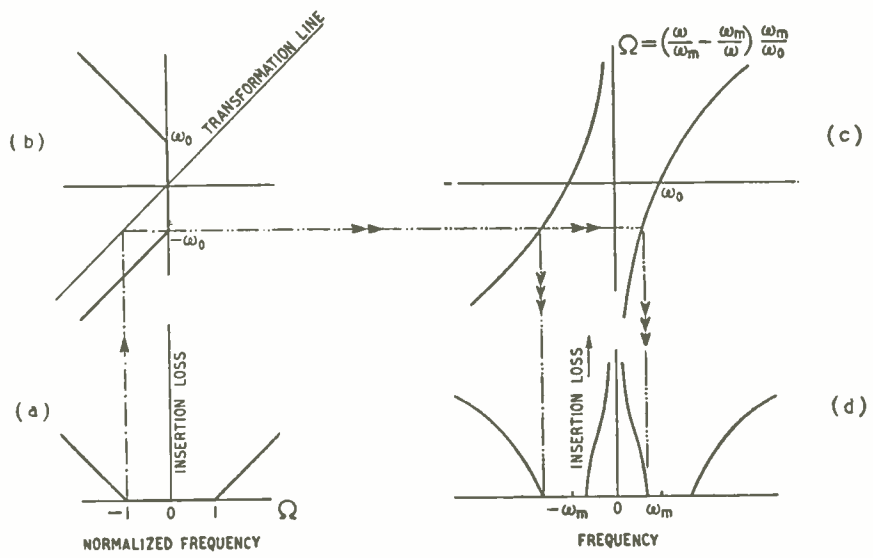


Fig. 5. With the curve shown in (c), the low-pass filter transforms into a band-pass filter.

pass-band in the negative frequency region: the total pass-band width is the same for the low-pass and band-pass filters if we watch all the pass-bands.

It may not be immediately obvious what has happened. Suppose we want to design a band-pass filter of band-width B , centred on some frequency F . First we design the low-pass filter which has a cut-off at a frequency B , then we tune all the inductances with series capacitances to the centre frequency F , and all the capacitances with parallel inductances to the same centre frequency F . Provided that B/F is small, the filter will have the wanted response, and according to our choice of shape for the low-pass circuit, so the band-pass filter will be Tchebycheff or Butterworth or what you will.

When B/F is not small, we must determine ω_o , the design characteristic for the low-pass filter, more carefully. We know that $\Omega = \pm 1$ represent the values of the transformation function at $\omega = \pm \omega_o$ in the low-pass circuit. Let us call the upper characteristic frequency of the band-pass filter ω_{c2} , and the lower characteristic ω_{c1} . We can then write

$$\Omega = 1 \text{ at } \frac{\omega_m}{\omega_o} = \frac{\omega_{c2}^2 - \omega_m^2}{\omega_{c2}\omega_m}$$

and

$$\Omega = -1 \text{ at } \frac{\omega_m}{\omega_o} = \frac{\omega_{c1}^2 - \omega_m^2}{\omega_{c1}\omega_m}$$

This leads us to

$$\frac{\omega_{c2}^2 - \omega_m^2}{\omega_{c2}\omega_m} = \frac{\omega_m^2 - \omega_{c1}^2}{\omega_{c1}\omega_m}$$

$$\omega_{c1}\omega_{c2}^2 - \omega_{c1}\omega_m^2 = \omega_{c2}\omega_m^2 - \omega_{c2}\omega_{c1}^2$$

or

$$(\omega_{c1} + \omega_{c2})\omega_{c1}\omega_{c2} = (\omega_{c1} + \omega_{c2})\omega_m^2$$

$$\omega_{c1}\omega_{c2} = \omega_m^2$$

Thus ω_m is the geometric band centre.

Now we can work the geometrical construction backwards, because we know what ω_m is to be. Alternatively, we know that from the equation $\Omega = 1$,

$$\omega_o = \frac{\omega_{c2}^2 - \omega_m^2}{\omega_{c2}} = \frac{\omega_{c2}^2 - \omega_{c1}\omega_{c2}}{\omega_{c2}} = \omega_{c2} - \omega_{c1}$$

Much to our surprise, this complicated transformation leaves the band-width completely unaltered. Thus for any ratio of band-width to centre frequency, the primary elements—by which I mean those we calculate from the low-pass theory—depend only on the band-width.

Let us look at a slightly synthetic but fairly typical example of the problems we can solve by this method. We want a transformer to connect a valve to a feeder and to give a response which is 3 db down at 2 Mc/s and at 8 Mc/s. The valve output capacitance is 10pF and the feeder impedance is 100 ohms.

Then

$$\omega_{c1} = 2\pi \cdot 2 \cdot 10^6$$

$$\omega_{c2} = 2\pi \cdot 8 \cdot 10^6$$

$$\omega_m = 2\pi \cdot 4 \cdot 10^6$$

We start off with the low-pass filter of Fig. 6, and we assume that we want a Butterworth response with the 3 db point at $\omega_o = 2\pi \cdot 6 \cdot 10^6$. If we turn back to the first article and take $k' = 1$ on page 369, we find that

$$C_2 = \sqrt{2/\omega_o R_2} \text{ so that } R_2 = \sqrt{2/\omega_o C_2}$$

This gives us $R_2 = \sqrt{2/2\pi \cdot 6 \cdot 10^6 \cdot 10 \cdot 10^{-12}}$ putting in the values for C_2 and ω_o already chosen. Thus $R_2 = 4,100$ ohms.

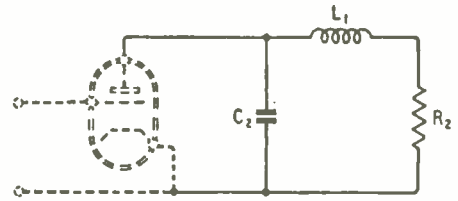
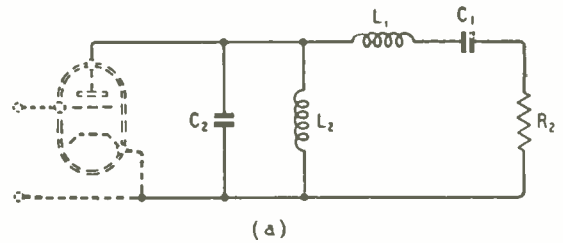
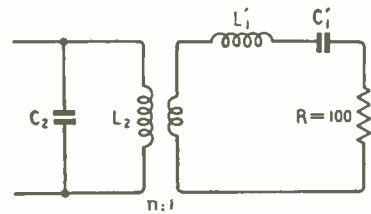


Fig. 6. In designing an output transformer we begin with this low-pass circuit.



(a)



(b)

Fig. 7. The conversion to band-pass leaves C_2 and L_1 unaltered from Fig. 6 (a), but we introduce the transformer as shown in (b).

L_1 we could calculate from the equation $\omega_o^2 LC = 1$. We shall not do this, though, because we can avoid one step by adopting a different order. We convert Fig. 6 to a band-pass filter by adding L_2 and C_1 , producing two tuned circuits, both tuned to 4 Mc/s. We want to work into an impedance of 100 ohms, so now we convert to the circuit shown in Fig. 7(b), in which L_2 is the primary of a transformer, the ratio of which must clearly be $(4,100/100)^{1/2} : 1$ or 6.4:1. We put L_1 on the secondary side, and from the first article we know that

$$L_1' = R2/\sqrt{2}\omega_o = 100/\sqrt{2} \cdot 2\pi \cdot 6 \cdot 10^6 = 1.87 \mu\text{H}.$$

C_1' is the capacitance which tunes 1.87 μH to 4 Mc/s. The output transformer, then, has a primary inductance which resonates at 4 Mc/s with 10pF, a ratio of 6.4:1 and a leakage inductance of 1.87 μH . The remaining numbers are easily calculated. With such a transformer we present a load of 4,100 ohms to the valve at band centre.

If we want to know any other characteristics of the circuit, we can work them out for the low-frequency case, plot the result as a function of Ω and then transform by the geometric method of Fig. 5. For example, the impedance presented to the valve at any frequency is obtained by calculating, for the low-pass case,

$$Z = \left(j\omega C + \frac{1}{j\omega L + R_2} \right)^{-1}$$

$$= \frac{j\omega L + R_2}{1 - \omega^2 LC + j\omega CR_2} = R_2 \frac{1 + j\Omega\sqrt{2}}{1 - \Omega^2 + j\Omega\sqrt{2}}$$

Then we can plot the impedance as a function of Ω , and transform the resulting curves by the method of Fig. 5.

We really need no more transformations, for our simple analysis, because if we first convert from low-pass to high-pass, and then carry out the transformation which gave us the band-pass filter, we shall obtain a band-stop filter. Only rarely do we want a band-stop filter, however, and I do not think we should trouble too much about it.

Having come to this point, let us look back and see what we have managed to do. We have seen that filters can be designed without any special concepts, such as image attenuation constants or characteristic impedance: we have seen how exact responses can be selected and the choice which is presented to us. All this, using ordinary simple algebra, we work out in terms of low-pass filters. Now we have shown that the whole of the low-pass analysis can be used, lock, stock and barrel, to solve our high-pass and band-pass problems. By two successive operations, the band-stop filter can be handled without introducing a new transformation. Similarly, if the band-pass filter is re-passed through the transformation of Fig. 5, we shall have designed a filter with two pass-bands. It is, of course, the ordinary band-pass case which is of the greatest importance, and it is here that the method is of special value, because a direct approach involves such very cumbersome algebraic expressions.

An interesting example of the power of this method of attacking the band-pass filter will serve as a tail-piece. When we make the system of Fig. 7(b), what happens if the two circuits are not tuned to the same frequency? If we transform the impedance and admittance of Fig. 2(a) to the band-pass form, we see that they should both look like the curve of Fig. 8(a). Suppose, however, that one is tuned slightly above f_m , and the other slightly below. The result is shown in Fig. 8(b) as an approximation; when we transform this back to the low-pass case, we have $\frac{Z}{j} = (\omega + \delta\omega)L$ and $\frac{Y}{j} = (\omega - \delta\omega)C$, assuming that the two circuits are detuned by equal amounts above and below the correct value (this may imply a new definition of ω_m).

The insertion loss coefficient can be obtained by writing $j(\omega + \delta\omega)L$ in place of $j\omega L$ and $j(\omega - \delta\omega)C$ in place of $j\omega C$ in the equations previously derived. We had

$$N = 1 + j\omega \left(CR_p + \frac{L}{R_s} \right) - \omega^2 LC_s$$

for the special case of $R_1 = \infty$, $k' = 1$ and $R_s = \infty$ so that $N = 1 + j\omega CR_2 - \omega^2 LC$

Now we put in the modified forms, to get

$$N' = 1 + j(\omega - \delta\omega)CR_2 - (\omega + \delta\omega)(\omega - \delta\omega)LC$$

$$= 1 - \omega^2 LC + j(\omega - \delta\omega)CR_2 \text{ if } (\delta\omega)^2 \text{ can be neglected.}$$

For a Butterworth response we put $(C^2 R_2^2 - 2LC) = 0$ and this now gives us

$$|N'|^2 = 1 + \omega^4 L^2 C^2 - 2\omega\delta\omega CR_2$$

$$\text{Now } CR_2 = \sqrt{2/\omega_0}, \text{ so that}$$

$$|N'|^2 = 1 + \omega^4 L^2 C^2 - 2\sqrt{2}\delta\omega \frac{\omega}{\omega_0}$$

$$= (1 + \Omega^4) - 2\sqrt{2}\delta\omega \Omega$$

The term $(1 + \Omega^4)$ is just the usual Butterworth response, while $-2\sqrt{2}\delta\omega \Omega$ is the perturbation due

to the mistuning. As you can see, with the approximations and assumptions we have made, the perturbation is proportional to Ω .

The whole response has thus acquired a tilt, something on the lines of Fig. 9, and across the full band our approximations have led us to a uniform slope to be added to the Butterworth curve. When we transform to the band-pass case, the whole positive and negative low-pass response is used, and now it is important to remember this, because it is no longer symmetrical.

How large is the effect? Let us now look back at the example we discussed earlier of a band-pass output transformer where we could expect the valve capacitance, nominally 10pF, to have a tolerance of ± 1 pF. Suppose that it is actually 10pF-1pF. The series tuned circuit is unaffected, so that if we want to use our simple approximation above we must first shift our reference frequency up a little, so that the two circuits are equally detuned on either side of the reference frequency. The capacitance error at the valve anode will then be halved, to 0.5pF. From this, the value of $\delta\omega$ in the normalized low-pass case will be about 1/40, so that at the band edges, where $\Omega = \pm 1$, the response will be

$$10 \log 2 \pm 2\sqrt{2}/40 \text{ db}$$

$$= 10 \log 2 \pm 0.07 \text{ db}$$

$$= 3.15 \text{ db and } 2.85 \text{ db.}$$

There is nothing to prevent our carrying out the same calculation for a third-order Tchebycheff filter: nothing, that is, except laziness. All the processes we have considered in this article are applicable over a very much wider field than that I have tried to cover. There is still a trace of the original apple in our analysis. But this set of articles, now at an end, has been intended only to describe the methods which you can use to understand filters.

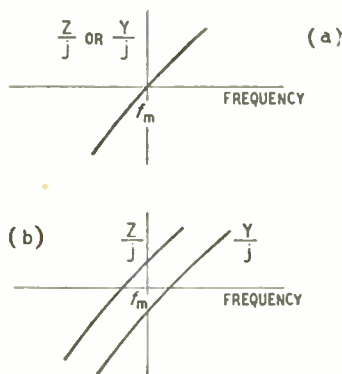


Fig. 8. (a) For a band-pass filter, both circuits should tune to f_m . Errors in alignment may cause one to be slightly low, and one slightly high (b).

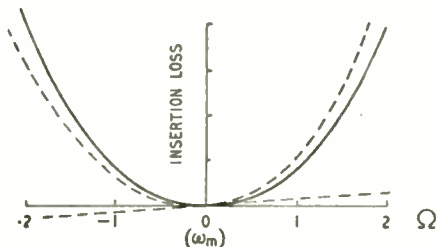


Fig. 9. The effect of mistuning is to put a linear tilt on the curve, as well as shifting it sideways.

COLOUR COMPLICATIONS

Additional Circuitry Required for Television Receivers

THE diagram below gives some idea of the type of receiver circuitry we would have to cope with if colour television came to Britain—that is, colour television based on the N.T.S.C. compatible system. It shows not a complete receiver, but simply the additional circuits required to enable colour information to be received and displayed. The receiver in question is actually the first commercial colour set to be produced by R.C.A.—the model CT-100. It uses 37 valves, two metal rectifiers and three crystal diodes. Just over half of these are in the standard parts of the circuit, which are much the same as an ordinary black-and-white receiver. The front end consists of a u.h.f.-v.h.f. turret tuner, while the pictures are displayed on a tri-colour c.r. tube (type 15GP22)* with a diagonal of about 12½ inches.

Separation of colour information from the complete video signal is done by a pentode band-pass amplifier with a pass band of 2.4-5 Mc/s. In the absence of colour information (a normal black-and-white transmission) this amplifier is cut off automatically by a triode gating circuit operated from the colour sync signal. The separated colour signal is passed to two synchronous detector stages (heptodes), and these demodulate the two colour-difference signals (which, at the transmitting end, are modulated on to two components of a sub-carrier displaced 90° in phase).

The synchronous detection is achieved by heterodyning the incoming colour signal with two components, displaced 90° in phase, of a local oscillation having the same frequency as the colour sub-carrier (3.58 Mc/s). This is produced by a quartz crystal oscillator (followed by pentode amplifier) which is automatically kept at the right frequency and phase by a control system worked from the incoming colour sync signal. The control system has a double-triode phase detector which compares the phases of the incoming sync signal and the local oscillation and produces an error signal proportional to their difference. This error signal controls a reactance valve which in turn varies the frequency of the

local oscillator until the error is reduced to zero. A triode gating circuit is used to select the colour sync signal from the rest of the video waveform.

Returning to the two demodulated colour-difference signals, each of these is now passed to a triode phase-splitter and this produces positive and negative outputs suitable for the adding circuits, which come next. The adding circuits consist of three resistance networks, each followed by a triode. Here, suitable proportions of the colour-difference signals and the brightness signal (from the black-and-white section) are combined to produce three outputs corresponding to the red, blue and green components of the original picture. These are amplified by three output triodes, then d.c. restored by three diodes and finally applied to the three grids of the tri-colour tube.

There is also a double-triode circuit directly associated with the tri-colour tube itself. This modulates the d.c. potentials on the focus and convergence electrodes so that the electron beams are always kept properly converged and focused on the perforated mask wherever they are moved across it by the scanning system. Without this the beams would not pass through all the holes in the mask correctly and fall on the appropriate coloured phosphor dots on the screen.

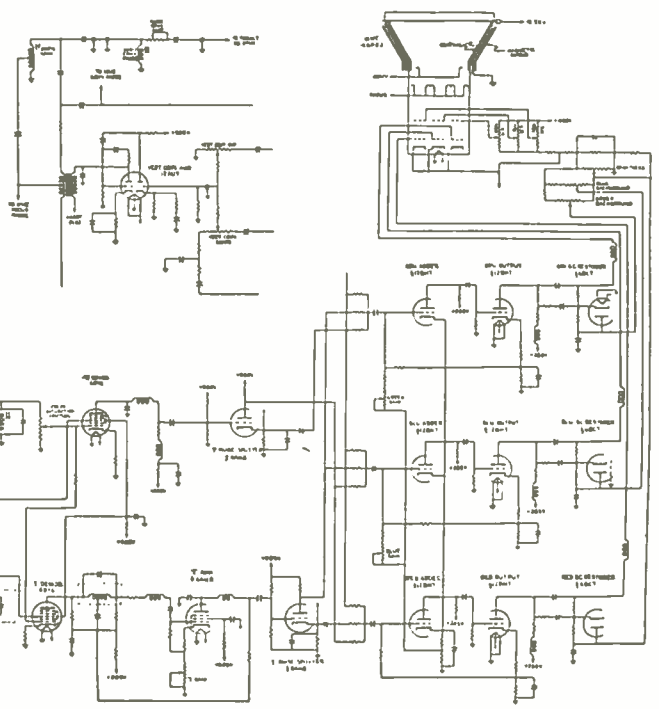
Colour Television Valves

THREE new valves, specially designed for colour television, are used in the colour channel of the CT-100.

6AN8, a miniature pentode plus triode. The pentode section is used as a video amplifier or as a reactance valve while the triode performs variously as a phase detector, gating valve, oscillator and phase splitter.

6BY6, a miniature heptode. This is used as a synchronous detector, and the local oscillation from a separate source is applied to g_2 (the second control grid).

6BC7, a miniature triple diode. This provides the three d.c. restorers used on the red, blue and green colour-component signals immediately before they are applied to the tri-colour c.r. tube.



* *Wireless World*, May, 1954, p. 242.

(Courtesy RCA Review)

Feedback I.F. Amplifiers for Television

By H. S. JEWITT,* B.Sc. (Eng.)

Experimental Design Offering Simplicity of Alignment

LAST February this journal published an article† giving details of a feedback technique for obtaining wide bandwidths in i.f. amplifiers. No specific application was discussed, but, in view of the simplification claimed to result from the use of this technique, the possibility of its application to television receivers has now been investigated. The present article is concerned with current television receivers of about 3 Mc/s bandwidth, but, as was clear from the previous article, the technique is likely to be of even greater value if wide-band colour television comes into use some time in the future (see page 625).

The television receiver presents a special problem for study, with requirements not met in other design fields. The first of these is the need for adequate sound rejection, which demands a trough in the response curve at sound frequency giving about 30-40 db of attenuation. This rejection may be provided by sound traps, or by designing the vision amplifier so that the response curve falls so sharply on the sound side that, although the highest vision frequency is passed satisfactorily, the sound carrier 0.5 Mc/s from this frequency is attenuated by the required 30-40 db.

The second special requirement has been introduced by the opening of new transmitters to give national coverage. This has filled the allocated television band of frequencies (in Band I) and created a number of areas where two or more transmitters can be received, possibly on adjacent channels within the band. It has become necessary to ensure that receivers will reject signals from the channels on either side of the one to which the receiver is tuned: thus, on the sound side the attenuation must be maintained, and on the vision side the response curve must fall away sufficiently sharply to give adjacent-channel rejection. The same methods as were noted for sound rejection apply in this case.

In commercial receivers both methods have been used. Traps tend to be simpler to fit and adjust but involve a loss of receiver performance, which may necessitate fitting an extra stage of amplification; the steep-sided selectivity curve can be obtained by using complicated coupling networks, which tend to be difficult to design and align. Amateur-built receivers have used traps almost exclusively since they are simple and the cost of an extra amplifying stage is of little importance to the amateur.

Current methods of obtaining the wide bandwidth necessary for the vision channel are the use of transformers, or frequency staggering, or a combination of both. The complications inherent in these methods were indicated in the previous article and they can

be summarized here as: (a) transformers are not easy to design or manufacture but are relatively non-critical once correctly made; (b) frequency staggering uses simpler circuits but requires a complicated alignment procedure and is very dependent on capacitance and damping resistor values. The advantages to be expected from the use of feedback are: (1) the use of simple, single-tuned circuits; (2) a simple adjustment procedure; (3) insensitivity to small capacitance and resistance value changes.

The foregoing remarks consider the use of feedback to broaden an isochronous amplifier (i.e., tuned to a single frequency); feedback can also be used with transformers or staggering, and improves both at

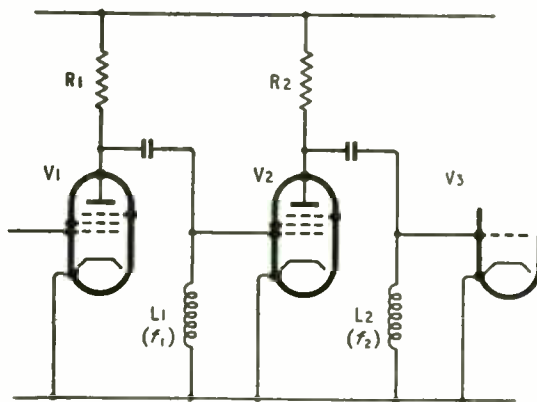


Fig. 1. Two stages of a conventional staggered i.f. amplifier. The first circuit is tuned to f_1 and the second to f_2 .

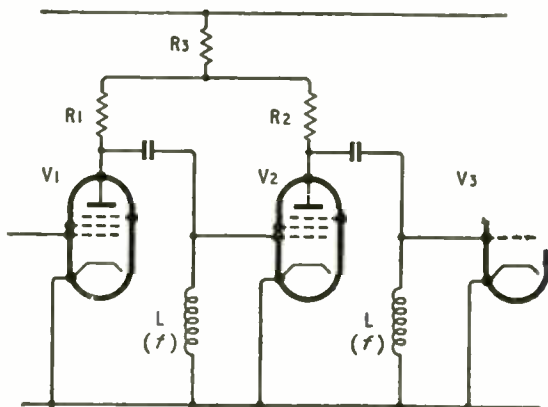


Fig. 2. Feedback amplifier with both circuits tuned to the same frequency (f).

* Decca Radar.
† "Wide-band I.F. Amplifiers" by H. S. Jewitt, *Wireless World*, February, 1954.

given in the previous article and the resulting i.f. amplifier was constructed.

As had been anticipated, stray capacitances modified the response curve considerably and some modification of resistor values had to be made. This is normally regarded as most unusual at wider bandwidths, but was not unexpected in this case. Due again to the capacitance problem, a very large value of tilt-compensating capacitance was necessary to overcome the falling-off on the high frequency side of resonance. Traps were fitted to the completed vision amplifier for sound rejection and these produced some modification of the response curve. It had been hoped that much of this change could be corrected, using the tilt compensator, but as this had already been raised to its limit value, it was not possible. The aligning frequency was therefore raised from 17.5 to 18 Mc/s. Finally, a sound amplifier was added, taking its input from the first sound trap.

Fig. 3 is the circuit diagram of the complete i.f. section for a receiver. V1 would be the mixer, possibly preceded by an r.f. stage (certainly for Band III use), and the only requirement on this valve is that its output capacitance should be very close to that of the EF91s used throughout the amplifier. V1 and V2 form the first pair, and V3 and V4 the second. Contrast control may be applied to the mixer and to V3, but V2 and V4 cannot be so controlled since variation of the gain of these stages affects the feedback factor and hence the bandwidth. The sound i.f. amplifier comprises V5 and V6 in a conventional narrow-band circuit. The two detectors D1 and D2 may be either thermionic diodes as shown or germanium crystal diodes (the Mullard OA73 for example).

The alignment procedure for this amplifier consists in short-circuiting R_1 , and adjusting L_1 and L_2 to resonate at 18 Mc/s. This short-circuit is then removed, R_2 is short-circuited and L_3 and L_4 are made resonate at the same frequency. With the signal generator set at 19.5 Mc/s, L_5 and L_6 are adjusted for minimum signal at the vision detector and L_7 and L_8 for maximum signal at the sound detector.

The response curve obtained in this fashion is shown in Fig. 4. This is not ideal for television reception but indicates that a usable response curve can be obtained with such a simple amplifier. It should be noted that the response is not -6 db at 16 Mc/s, the vision carrier frequency, but approximately -4.5 db: this allows for the effect of the mixer and r.f.-stage tuned circuits. The dotted curve on Fig. 4 shows the result of changing all four valves in the vision amplifier, without any re-alignment, and indicates the lack of sensitivity of the circuit to valve changes. The replacement valves were chosen at random from batches other than those of the original four.

Performance Figures

The amplifier measurements made (apart from the vision response curve) give the following results:—

Vision gain, V1 grid to D1 output	: 92 db
Sound gain, V1 grid to D2 output	: 97 db
Sound channel bandwidth to -3 db points	: 210 kc/s
Sound rejection on vision channel	: -35 db
Vision rejection on sound channel	: -57 db
Adjacent sound channel rejection on vision	: -35 db

The principal effect of the valve change was to reduce the sound rejection to -28 db.

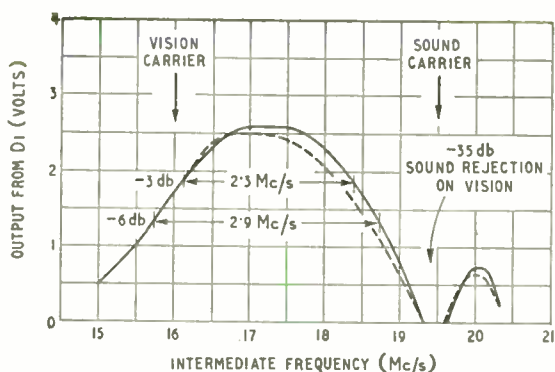


Fig. 4. Response curve obtained from the vision circuit in Fig. 3. The dotted curve shows the effect of changing the valves.

This experimental circuit indicates the possibilities for television of the negative feedback i.f. amplifier. It cannot be expected to show to best advantage at the rather narrow 3 Mc/s bandwidth of the present British television system, but, even at this bandwidth, may well be used where simplicity of construction (the absence of transformers) and of alignment (no frequency staggering) is important.

The author would like to thank Mr. S. H. Knight for much helpful advice and assistance in the experimental work.

Medium Power Television Transmitter

New B.B.C. Station in the Isle of Wight

THE first of the B.B.C.'s medium-power television transmitters came into service on November 12th. It operates on Channel 3, 56.75 Mc/s vision and 53.25 Mc/s sound, with vertical polarization and a power of 5 kW peak-white for vision and 2 kW carrier for sound.

The station is at Rowridge in the Isle of Wight 470 ft above sea level and is at present operating with a temporary 200-ft mast. The permanent mast will be 500 ft high and will carry a higher gain aerial; it is expected that it will come into service during the autumn of 1955.

The vision signal for modulating the transmitter is brought in by a radio link. A Post Office receiving station at Alton in Hampshire receives the London signal on Channel 1 and transmits it to Rowridge on a microwave link. The receiving aerial is a paraboloid on the 60-ft level of the mast. The sound signal comes in by line, a submarine cable being used between the island and the mainland.

The vision transmitter employs low-level modulation, actually at a 500-W level, the subsequent amplifier comprising two wideband linear r.f. stages in cascade. Each stage has two forced air-cooled triodes operating in class B. An unusual feature is the omission of a special vestigial-sideband filter, the appropriate shaping of the sidebands being obtained



View of the vision and sound transmitters at Rowbridge with the control desk in the foreground.

instead by the design and adjustment of the tuned circuits of the amplifier.

The transmitter is crystal controlled with a long-term stability better than 0.002%. Frequency multipliers and amplifiers bring the r.f. power to a level of 50 W to drive the push-pull tetrode modulated amplifier. This is grid modulated.

The video circuits, which amplify the received signal, to drive the modulator include sync-pulse

stretching and picture-amplitude shaping circuits.

The transmitter has been manufactured by Marconi's Wireless Telegraph Co., Ltd., who have also made the sound transmitter. This is of the class B modulated type rated for 2 kW output. It will normally be used to deliver 1.25 kW in order to maintain the standard ratio of vision to sound power; that is, equality of peak power.

The station includes a stand-by 500-W vision and 125-W sound transmitter made by Standard Telephones & Cables, Ltd.

The power supply comes from the grid at 11 kV and

is transformed to 415-V 3-phase on the site. A local supply from a diesel-driven generator is available for emergency use and permits low power operation.

No studio or camera facilities are provided but this does not prevent the origination of programmes in the island. The usual O.B. vans can be used and the station can accept the signals from them and transmit them to the main television network.

H.F. CABLES AND CONNECTORS

Preferred Impedances Agreed by I.E.C.

ONE of the sub-committees to the International Electrotechnical Commission, which met in Philadelphia during the recent jubilee congress, is concerned with h.f. cables and connectors. There were three British representatives on this sub-committee and we are indebted to one of them—R. W. Kersey of Mullard, Ltd.—for this brief report.

The main object of the meetings of the sub-committee was the reconsideration in the presence of American specialists of the work done at the first meeting held at Lugano last April. Twelve nations were represented on the committee at Philadelphia by over thirty delegates, nearly half of whom were Americans.

For two days discussions were mainly concerned

with preferred impedances and diameters for h.f. cables. A British document was submitted in answer to the German plea for the selection of 60 ohms rather than the preferred values of 50 ohms and 75 ohms which are in accordance with British, American and French practice, both as regards Services and industry applications, and moreover had been accepted at Lugano.

Other matters that were dealt with included coaxial aerial connectors for television (based upon a British proposal) and a general requirements specification for h.f. cables.

It may be said that the interchange of ideas had proved valuable and that in general the experience of U.S. Services and industry supported the conclusions that had previously been arrived at in Europe. The American delegates were evidently impressed by the technical level of work already done by the sub-committee and there is, therefore, every reason to suppose that the keen American co-operation that was so evident at Philadelphia will be maintained at future I.E.C. meetings in Europe and, in particular, at the next meetings of the sub-committee to be held in London during the summer of 1955.

PUBLICATION DATE

We regret that owing to the Christmas holidays it will be necessary to postpone publication of the January issue of *Wireless World* from December 27th to January 3rd.

Signal-Operated Switching

Fault-warning System Using a Thyatron Valve

By R. SELBY*

THERE are a number of occasions when it is necessary to arrange for a certain switching operation to be performed automatically by the starting or cessation of an audio signal. These may include voice-operated send-receive switching for radio communication and intercom systems, start and stop arrangements for tape recording, and fault-warning systems for radio relay services. The last mentioned case is the one which concerns the writer, and as in some ways it presents the most difficulties, a description of a simple practical scheme is given. A similar unit would probably be useful to radio servicemen when "soak-testing" receivers having obscure intermittent faults.

In all these applications time is an essential element. Generally it is required that operation of the switching relay should occur as quickly as possible after commencement of a signal, but that there should be a controllable delay after cessation of the signal before the relay changes over. For communication purposes this delay will require to be long enough only to avoid false switching during normal pauses in speech, but in the case of a programme-failure alarm it must extend to a period slightly longer than the expected maximum interval in the programme. This may vary between 20 or 30 seconds for the Light Programme and 3 or 4 minutes for the Third Programme.

A system incorporating a conventional negative feedback time delay circuit has been described elsewhere† and has been used with fair success for some two or three years. The basic circuit is shown in Fig. 1. The audio signal is rectified by the diode and charges C ($4\mu\text{F}$) negatively so that the triode is cut off. Upon cessation of the signal, C discharges slowly through R, R_k , and the relay winding. Approximate resistances are $5\text{M}\Omega$, $5\text{k}\Omega$ and $1,000\Omega$ respectively. The triode grid slowly rises

to the same potential as the cathode, allowing anode current to pass and the relay to operate, but the action is prolonged by the feedback effect of the high resistance in the cathode circuit. This system suffers from several disadvantages. One is the fact that some valves are unsatisfactory with such a high value grid resistor. Another is the very slow rate of change of anode current, which does not allow the relay to operate smartly, resulting in "dithering" of the contacts and difficulty in setting and maintaining a definite delay period. The latter varies considerably with the adjustment and spring load of the relay. A further complication which arises when it is desired to feed several such units from a common power supply is the necessity for voltage stabilization.

Fig. 2 shows the basic circuit of a system which is considerably simpler, has fewer variable factors, and which gives positive operation of the relay. The triode is replaced by a thyatron, thus ensuring that the relay is either fully energized or completely non-energized, so that precise adjustment is unnecessary and a full spring load may be carried.

Since the thyatron current is either zero or a maximum determined by other circuit elements, a negative feedback circuit cannot be used, and the required delay can only be obtained by the simple discharge of a capacitor through a resistor. For-

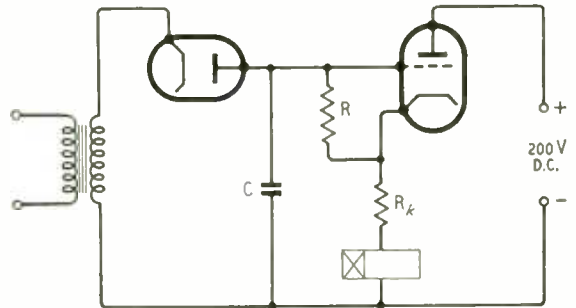


Fig. 1. Basic circuit of signal-operated switching system described in the text.

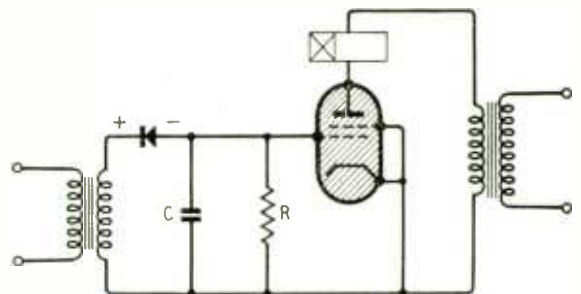


Fig. 2. Modified circuit using a thyatron valve.

* Metropolitan Relays, Ltd.
† *Relay Association Journal* March 1951

Experimental single-channel unit using high-insulation resistance electrolytic capacitor as delay element.


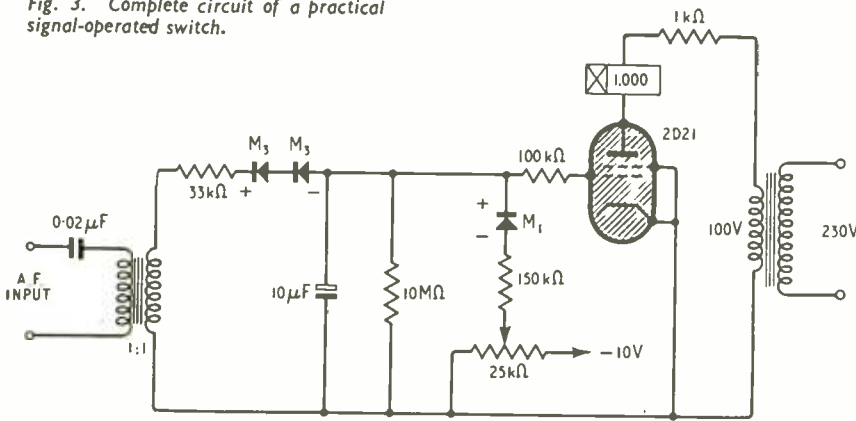


Fig. 3. Complete circuit of a practical signal-operated switch.



Unfortunately the rule of thumb formula for such a time constant, $T=CR$, where T is in seconds, C in μF and R in $M\Omega$, is not strictly correct, otherwise impossibly high values of C and R would be needed. It was found quite practicable to take advantage of the latter part of the exponential voltage decay curve for a CR combination, where the voltage is dropping at a progressively slower rate. This, combined with the small range of critical grid voltage required to strike the thyatron, enables delays of several minutes to be obtained, providing the initial voltage is reasonably high.

The anode of the thyatron is supplied with a.c., so that the grid has the opportunity of regaining control at every half-cycle. When the negative grid potential is below the critical value the thyatron is conductive and behaves as a half-wave rectifier with the relay as the load. Under these conditions it is necessary to prevent the relay buzzing and also to prevent a high back-c.m.f. being generated by the cessation of current in the inductive winding of the relay. Such a back-c.m.f. would be injurious to the thyatron. The simplest method is to employ a slugged relay, and a P.O. Type 3,000 having a 1,000 Ω winding and a $\frac{1}{2}$ -in slug at the armature end has been found quite effective. Alternatively a plain winding may be used if shunted by a capacitor. The additional operate and release lag introduced by the slug does not exceed 200 millisecc under the most unfavourable conditions, and is therefore unlikely to cause difficulty.

Practical Circuit Details

The opportunity was taken when designing this simplified unit to explore the possibility of replacing the thermionic diode (Fig. 1) by a metal rectifier in order to reduce space and wiring. Germanium and copper-oxide types are unsuitable, as their comparatively low reverse resistance allows C to discharge far too quickly for most purposes. The miniature selenium Types M1 and M3 recently introduced by Standard Telephones and Cables proved quite satisfactory however. The M3 is the more suitable on account of its higher current rating. Its reverse resistance varies considerably with the applied voltage, representative nominal figures being $45 M\Omega$ at 5 V and $25 M\Omega$ at 15 V. These values are not low enough in relation to the maximum permissible grid-cathode resistance of the thyatron ($10 M\Omega$ for Type 2D21) to affect the time constant greatly, and

in any case it will frequently be necessary for other reasons to employ two or more rectifiers in series, when the total reverse resistance becomes high enough to be ignored. Moreover, it is over the useful working range of lower voltages that the resistance rises.

The practical circuit is shown in Fig. 3. The $0.02\text{-}\mu F$ capacitor in series with the a.f. input serves no essential purpose, but was fitted in a particular instance to reduce the response to hum fre-

quencies. The ratio of the transformer depends on several factors, including the voltage and impedance of the a.f. source, the time delay desired, and the required speed of response on resumption of the input signal. The resistor of $100 k\Omega$ at the grid is a probably unnecessary precaution to protect the thyatron from excessive grid current in the event of failure of any other component, or accidental reverse connection of the rectifier. The resistor ($1 k\Omega$) in the anode circuit limits the current to a figure well below the maximum rating of the 2D21. It might need to be reduced slightly if an unusually heavy spring load is required on the relay. In order to operate the thyatron at a low critical grid voltage point the anode supply is of the order of 100 V only. It should be noted that it is not possible to employ a higher voltage transformer winding in conjunction with a series voltage-dropping resistor, since, until the thyatron fires, there is no current and therefore no voltage drop.

The primary elements in determining the time delay are, of course, the grid capacitor and leak resistor, and the values shown are the maximum likely to be required for most purposes. Where delays of up to one minute only are required, C could often be reduced to about $4 \mu F$. It must naturally have a high and stable insulation resistance.

The delay period is also a function of the voltage existing across the capacitor at the moment when the input signal ceases. In other words the delay is affected by the level of the final signal. Where a fairly constant signal level is maintained, as might be the case for communication purposes, this point may not cause difficulty, but where, as in the writer's case, the system is to operate from broadcast programmes, some means of compensating for wide variations in signal level is necessary. A d.c.-limiter with adjustable bias is therefore incorporated, and this uses also a miniature selenium rectifier. It is very unlikely that the bias will require to be adjusted to a figure approaching the maximum d.c. reverse voltage rating (20 V), and a single M1 rectifier should suffice. The maximum current rating of this type is, however, only $250 \mu A$, and it is therefore necessary to restrict the current on peak signals by inserting a $150\text{-}k\Omega$ series resistor. This has the effect of slowing up the limiting action somewhat, so that there is a few seconds variation in the delay between maximum and small signal voltages. If closer timing is essential, the series resistor may be much reduced and the single M1 rectifier replaced by two or three Type M3 in series. This is necessary to maintain sufficiently high reverse resistance.

A bias supply of about -10 V will usually be sufficient and may be obtained by any convenient means, such as by a shunt diode rectifier circuit fed through a capacitor from the 100-V winding on the transformer. If an additional low-voltage winding is available for pilot bulbs, alarm bell, etc, this may be connected in series-aiding with the 6.3-V heater winding to supply a small metal rectifier. A single $25\text{-}\mu\text{F}$ capacitor provides sufficient smoothing.


The potentiometer ($25\text{ k}\Omega$) for adjusting the bias, automatically provides a very effective means of adjusting the time delay because its setting determines the starting point of the effective CR discharge curve, assuming that a signal greater than the bias voltage has been received recently. If a prolonged low signal is being fed in, and then ceases, the charge on C may initially be lower than the bias voltage, and the delay will be shortened. A numerical example may make this clearer. Assume a delay of three minutes is required and that this can be obtained when the potential across C is 9 V . The limiter bias will therefore be adjusted to 9 V , and a final signal of 9 V or more will offer the correct delay period. But if for the past three minutes or longer a signal at only 5 V has been received, and is then interrupted, C commences its discharge with an initial voltage of only 5 V , and a period of less than three minutes elapses before the thyatron fires. Fortunately, in practice it would be uncommon to find a programme containing such a relatively low signal lasting for such a period without a single peak, and then followed by a further period of complete absence of signal. It will usually be satisfactory to set up the adjustments at a signal level corresponding to quiet speech. Greatest constancy of time delay is obviously achieved if the unit is fed with an adequately high signal, so that even on quiet passages, C is charged to the maximum potential permitted by the setting of the limiter bias.

It will be clear also that with given values of C and R, the lower settings of bias voltage give correspondingly shorter time delays, but greater constancy. The following table shows the time in seconds taken for the relay to operate after the input signal is reduced to zero from the value given in the first column. Figures are given for three settings of bias voltage, the test frequency being $1,000\text{ c/s}$ and the component values those given in Fig. 3.

Signal Volts (r.m.s.)	Bias Voltage			Release time
	-5	-7.5	-10	
4	87	73	62	3
5	115	105	110	2
10	125	170	197	1
20	130	172	203	—
50	133	174	210	—

With the limiter circuit disconnected, a delay of 310 sec is obtained following a signal of 25 V r.m.s.

The column headed "release time" refers to the period taken for the relay to open after re-application of the signal. This time may be decreased by reducing the value of the series resistance in the rectifier circuit. It is not essential for the signal to fall completely to zero for operation, and the relay will close if the input falls to approximately 2 V . The minimum signal required to release the relay is 3.75 V . There



Four-channel unit transmitting d.c. warning signals over P.O. lines in event of programme failure at a substation.

is thus some degree of backlash between the two conditions.

The $33\text{-k}\Omega$ resistor in series with the signal rectifiers is for the purpose of limiting the current to a figure within the maker's rating of 1 mA average. No figures are quoted for maximum peak current. This series resistance increases the charging time of C to some extent and therefore slows up the release time of the relay. It should therefore in most cases be kept to the minimum safe value, which will depend principally on the maximum a.f. voltage to be applied. All the component values given in Fig. 3 refer to a unit designed to operate from an a.f. source having a maximum level of 100 V r.m.s.

Precautions

Care must be taken not to exceed the peak inverse voltage rating of 68 V for the rectifiers, and it may often be necessary to use two or three in series. Where no d.c. voltage limiter is used, the load resistance is very high, and the p.i.v. is almost twice the peak value of the signal voltage. When a limiter is used, the effective load resistance is much reduced and must be considered in relation to the total series resistance (including the source resistance) in arriving at the p.i.v., which will be lower in this case. When operating from a 100-V signal with the circuit values of Fig. 3, a minimum of three rectifiers is required. Whether the comparatively short duration and infrequent occurrence of peak signals in practice would permit a reduction in the number remains to be seen. A unit using two only has run without breakdown for a few hundred hours so far.

One small point to bear in mind is the maker's recommendation to allow 20 sec cathode heating time for the 2D21 before allowing anode current to flow. In some circumstances this might call for delayed switching of the anode supply.

This circuit (Fig. 3) enables a very simple and compact unit to be built, which gives positive operation of the switching relay. Where timing requirements are particularly stringent, the limited current ratings of the miniature selenium rectifiers might make it desirable to revert to the use of thermionic diodes.

If the relay is required to remain operated after the signal has been re-established, this can easily be arranged by providing an extra contact which breaks the input circuit when the relay closes. Manual re-setting may then be performed by breaking the anode circuit momentarily.

Pith Balls and Grid Current

Traditional Electrostatics In Modern Valve Design

By "CATHODE RAY"

WHEN we are beginning to learn about electricity, all concerned are naturally in a hurry to get on to something interesting and practical. So the least time is devoted to the nature of electric currents as will just about give us the impression that we know about them. The rest of our lives are spent in discovering that we didn't really know. If our elementary course had tried to tell us, we would have stuck there the whole time. Which would have been discouraging. Most of us need all the encouragement we can get, and it consists mainly of looking back down the hill and seeing how far we have climbed. Perhaps fortunately we do not yet see the altitudes hidden behind the peak close above. To scale these it is often necessary to descend once more to levels we thought we had left for good.

Take this matter of electric current, for instance. In order to work out all those examples of series and parallel circuits, we needed only to know that an electric current was something like water flowing through a pipe, or (if we were very up to date) like a mob of people surging through a street full of stationary obstructions. This concept did us quite well until we came to capacitors; and even then the resourceful instructor or author got us by with the aid of a slight extension of the original idea. On reaching the chapter on valves, however, the water-pipe idea begins to get into serious difficulties, and the advantages of the electronic approach become manifest. At this stage I fancy most of us were informed that the vacuum inside a valve is a clear space across which the electrons leap, provided that the jumping-off place (the cathode) is heated in order to release them into the space, and a sufficient inducement is provided, in the shape of a positive potential, at the place of arrival (the anode). Since the strength of an electric current is proportional to the number of electrons passing a given point per second, the current in the wire joining the anode to the source of positive potential is proportional to (we may perhaps even say, consists of) the electrons arriving at the anode from across the vacuum.

This picture gets us quite a long way. But when we come to valves for frequencies higher than about 30Mc/s, we are again in difficulties. We find that there are currents in the anode or grid circuits even when electrons don't arrive at all. And so we have to go back to the beginning again and revise our ideas about electric currents. Why weren't we given these ideas at the start and so save a lot of trouble? Well, just as I said—if we had been given them at the start we would probably have decided to become chartered accountants or fishmongers. And in any case, even our re-revised ideas will no doubt have to be re-revised some day.

In the meantime, we won't get very far towards understanding valves at v.h.f., u.h.f., s.h.f., e.h.f., and

the rest of the series to infinity, on the basis of counting arrivals at the anode or any other electrode; that is to say, on a mere extension of the idea of the number of electrons passing any point in the circuit per second. The really old boys, who went to school in the days of pith balls and catskins, may be able to teach us a thing or two, because they did at least learn something about induced charges. But in those days the idea of charges going about entirely by themselves was too highly theoretical and imaginary, perhaps, to take root firmly, and the teaching on the subject soon congealed into Leyden jars and, much later, silvered ceramic capacitors. But the principle is really the same.



Fig. 1. Typical illustration from old-style book on electricity, showing the effect of a negatively charged body A on a previously uncharged conductor BC when brought near.

Fig. 1 is typical of what we see in the older books. A represents a negatively charged body (they were always bodies or conductors) brought near a sausage-shaped uncharged conductor BC. It was then demonstrated by means of gold-leaf electroscopes, etc., that B became charged positively and C negatively. Before A had come on the scene, these opposite charges were uniformly distributed throughout BC, so neutralized one another. Now the positive (unlike) charges have been attracted by A, and the negative (like) charges repelled. The next step was usually to earth C, allowing the negative charges to get still farther from A by leaving BC altogether. C was then disconnected from earth, leaving BC with a positive excess. When A was taken away, BC as a whole retained a positive charge, because the neutralizing negative charges that had gone to earth had no means of returning.

If this kind of experiment is still demonstrated, I suppose it is much the same except that the negative charges are called electrons and the positive charges are explained as the molecules deserted by the electrons and therefore electron-deficient or positive.

At a later stage in our education the situation would be described in terms of field and potential. A, being negatively charged, is surrounded by an electric field, and if BC were not a conductor, the locality B (being nearer to A) would be at a more negative or lower potential than C (Fig. 2 (a)). But as it is a conductor this potential difference immediately causes a current to flow to the end having lower potential; i.e., from C to B, which is really a negative current (of electrons) from B to C. When sufficient charge has been moved to neutralize the p.d., the current obviously ceases. Under static conditions, and with no e.m.f., a conduc-

tor must all be at the same potential. It therefore distorts the field around a charged body such as A by setting up a counter-field of its own. As shown in Fig. 2 (b) the positive charges at the B end raise the potential there from its previous -15 V to -10 V , while the negative charges at the C end lower it from $-7\frac{1}{2}\text{ V}$ to -10 V .

If a sensitive galvanometer were inserted between the two halves of the conductor BC, it would show a current in one direction so long as A was moving towards it, and in the opposite direction when it was moving away. The same thing would apply if the galvanometer were connected between BC as a whole and earth—or any other conductor, at any potential. In every case the current would be necessary to shift some charges in order to neutralize the difference of potential that would otherwise be set up by the electric field from A.

It is the same if A is not a “body” at all but just one or more electrons, and BC an electrode in a valve. Fig. 3 shows an enlarged section of a valve with cathode K, grid G, and anode A. As usual, the grid consists of a spiral of wire coaxial with the cathode; the turns are all shorted together by connecting wires. The external circuit part of the diagram shows that relative to the cathode the anode is fairly highly positive, while the grid is slightly negative. The electrons that have boiled off from the surface of the cathode are therefore repelled by the grid but attracted by the anode, and they stream between the grid wires somewhat as shown. The reason they thin out as they approach the anode doesn't mean that some of them are disappearing on the way; it is because they are accelerating. If you were to empty a sack of lead shot from the top of a high tower, the shot would be a compact mass as it left the sack, but by the time it reached the ground would have thinned out considerably—fortunately for anyone who might happen to be passing.

Even with ordinary receiver voltages the electrons are quite mobile by the time they hit the anode; with 200 V, about 18,000,000 m.p.h. (Of course in a vacuum there is no sound barrier, so they can hardly be described as supersonic.) When these widely spaced electrons reach the anode they find that it, being a conductor, is already densely crowded with electrons. So an extremely slow movement of this

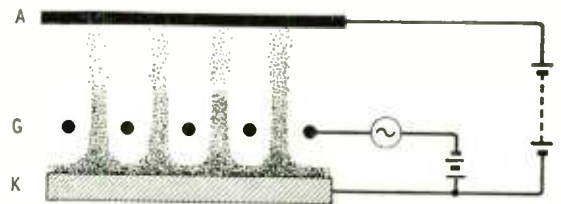


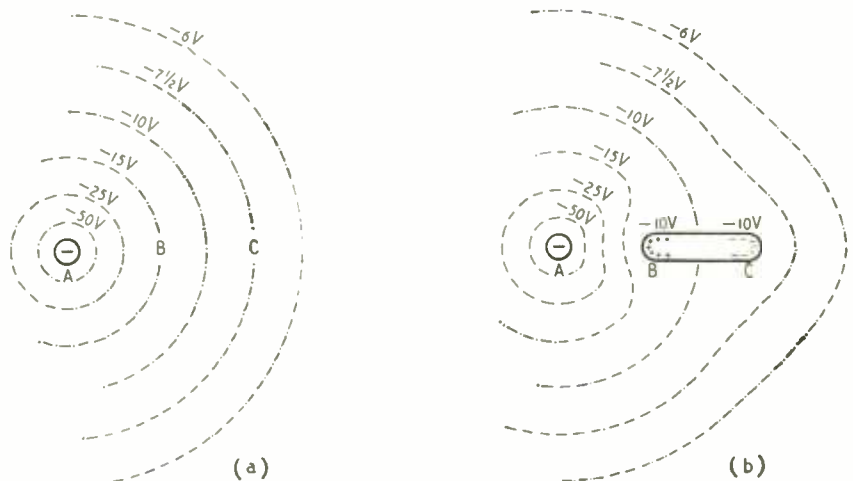
Fig. 3. Enlarged section of a valve, showing electrons streaming between the grid wires to the anode.

crowd along the external circuit towards the cathode is sufficient to make room for the new arrivals and so preserve the electrical balance of the circuit. As I mentioned in “How Fast is Electricity?” (Jan. 1954 issue), the contrast in speed is quite astonishing. The 18,000,000 miles per hour becomes something more like one inch per hour. Yet because of their relatively enormous numbers in metal as compared with the vacuum, there are just as many passing a given point in the wire per second as in the vacuum where they are going so fantastically fast. That is because under steady-current conditions the current is the same number of milliamps everywhere around the circuit.

Traffic Census

The foregoing is the usual picture one gets when first studying valves. But note the proviso—“steady-current conditions.” If we enquire into what happens when the anode voltage is first switched on, and remember our old-fashioned electrostatic experiments, we will realize that here is a negative charge (but without its “body”) being brought near a conductor (the anode) and that therefore movements of electrons must take place on the anode directly the electrons start moving towards it from the cathode. In other words, there is a brief moment, before the leading cathode electrons have reached the anode, when a traffic census officer stationed in space close to the anode would see no electrons at all passing him and would therefore report zero electric current; yet at the same moment electrons have begun to move away from the surface of the anode towards + h.t., under the advance influence of the approaching electron field, and these constitute an anode current.

Fig. 2. If there were no conductor near A, equipotential lines would form a concentric pattern around it as at (a). Under static conditions a conductor must all be at the same potential, so when BC is present it must set up in itself a charge pattern that will distort the resultant field as shown at (b).



"Brief moment" is right, for he will have only about one thousand millionth of a second to note the facts of this situation before the leading electrons sweep past. Unless he is an exceptionally alert and conscientious observer, he may even fail altogether to notice this time delay between the start of current in the anode circuit and the start of current in the space near the anode. Even when the anode current is so far from steady that it is varying at the rate of a good many megacycles per second, this discrepancy is too small to matter in practice. But it is there, and at really high frequencies it does matter. In fact, in microwave valves such as magnetrons, it is everything. So for these valves our elementary ideas about electric currents may be a handicap. According to those ideas, it seems quite wrong and incomprehensible for current to be flowing in one part of a series circuit and not in another—even for 10^{-9} sec. But I hope the old electrostatic experiments are still performed, because they show quite clearly that this microwave phenomenon is in accordance with the classical electricity of the nineteenth century. Some teachers are now saying that when considering valves we should regard the circuit currents as primarily due, not to so many electrons arriving at an electrode, but to electrons moving towards or away from it. As Stevenson said, "To travel hopefully is a better thing than to arrive." When those electrons arrive, their speed is slowed down so much that they might be excused for supposing that they had come to a standstill.

Signal Conditions

At the now much discussed frequencies of Band I, Band II, or even Band III (of the order of 50, 100 and 200 Mc/s respectively) it doesn't make very much practical difference which way one regards the anode current. Looking again at Fig. 3 we see in the grid circuit, in addition to the bias source, the symbol for an alternating generator, which in practice would usually be a tuned circuit across which r.f. signal voltages are induced by coupling to an aerial or to another valve. Provided that this voltage is only a small fraction of a volt (as it normally would be) and the bias is adequate, the voltage of the grid never becomes so un-negative as to allow electrons actually to land on it. The generator varies its negativity and thereby acts as a throttle, controlling the numbers of electrons squeezing past the grid to the anode.

Let us suppose it is now alternating gently. So the streams of electrons vary, sometimes (at the positive peaks of the grid voltage) being more than average; sometimes (at the negative peaks) less. In other words, the current flowing past the grid varies in phase with the grid voltage. And consequently the current in the anode circuit varies similarly. One complete cycle at 100 Mc/s, of course, takes one hundred millionth of a second. If the time the electrons take to cross from cathode to anode—the transit time—is about one thousand millionth, then according to our traffic officer, with his elementary idea of valve currents, the anode current is slightly delayed in phase as compared with the grid voltage. According to our more enlightened view it will start flowing practically in phase with the grid voltage; but since it is only when the electrons are travelling really fast and close to the anode that they have anything like their maximum effect, there is not really much difference between the two views. And what does it

matter, anyway? A little transit-time phase shift in the anode circuit can easily get lost among other phase shifts, notably as a result of tuning or mistuning that circuit.

Induced Grid Currents

But it is now time to regard the grid as our "conductor BC," with negative charges being brought towards and away from it, faster by far than we could ever manage with our traditional laboratory "body." They, the charges, in the form of bunches of electrons, are sweeping past. Suppose for the moment that the generator is not generating, so there is no signal voltage, and the grid is at the steady bias voltage. The stream of electrons is consequently flowing steadily. So far as the grid is concerned they might just as well be standing still, for although the individual electrons are very much on the move there are always almost exactly the same number occupying any given part of the space in the valve. And every electron contributes exactly the same electric field, no matter whether its name is George or Harry. The "induced charge" effect of some of them moving away is counterbalanced by others moving towards. So there is no tendency for electrons to move either on or off the grid; i.e., no grid current.

Now switch on the signal. This makes the grid voltage vary as shown in Fig. 4 (a), alternately less and more negative than before. If the signal voltage were made to "hold it" at its positive peak, the flow of electrons past the grid would be greater than before, but it would be constant, so again no induced grid current. At a held negative peak there would be fewer electrons flowing past, but again no flow actually in the grid. But now consider the period between positive and negative peaks. The stream of electrons past the grid is thereby being checked. So there are fewer moving towards it than are moving away. In effect, a negative charge is being moved farther from a conductor. Some of the electrons that had previously been repelled from the grid by the larger negative space charge near it begin to return. In other words, there is a negative grid current. If a grid current were caused by the grid being joined to the cathode through a resistor, it would flow most strongly when the signal voltage was at its negative

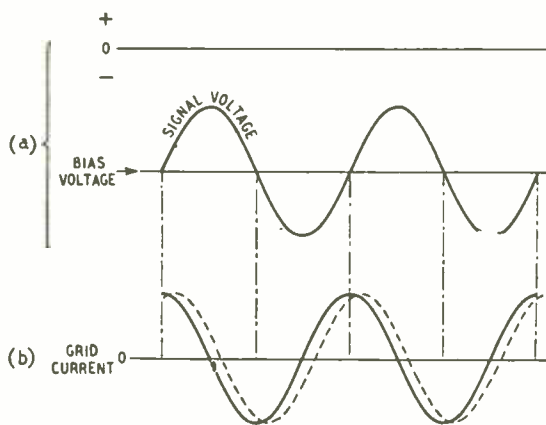


Fig. 4. (a) Voltage and (b) current diagram for the grid. The dotted current curve shows the effect of the time taken by electrons to move across the valve space.

peak. It would then be in phase with the signal voltage. But this negative grid current is flowing most strongly when the negative charge near the grid is becoming less negative most rapidly, that is to say, when the signal voltage is going negative most rapidly, which is when it is quarter of a cycle (90°) earlier than its peak negative, as shown by the full line in Fig. 4 (b).

Now a 90° leading current is what would flow in the grid circuit if the grid were joined to cathode through a capacitor. As a matter of fact such a capacitor is already there, because the grid and cathode, with the space between, form a capacitor of one or two pF, and a leading current would flow in the grid circuit because of that, even if there were no electrons flowing past at all—perhaps because someone had forgotten to switch on the heater. But we are ignoring that current at present. What we have found is that when at length the heater is turned on, so that electrons stream from it, there is more capacitive current between grid and cathode than there was before, and therefore, in effect, more capacitance.

This is serious, because at very high frequencies the grid capacitance forms a large part of the total tuning capacitance of the input circuit, and if in addition to what is there when the heater is off (“cold capacitance”) there is some extra that varies according to electron space current—which is nearly the same thing as the anode current—then when this is varied by bias voltage, as in manual or automatic gain control, the capacitance varies and the tuning is altered. Now let’s get this quite straight; this extra capacitance is not proportional to the space current. If you have followed the explanation you will see that it is proportional to the amount of *change* in space current brought about by a given change in grid voltage. In other words, it is proportional to the mutual conductance of the valve. But mutual conductance is precisely what one seeks to alter by gain control. So if the “extra” capacitance is an appreciable proportion of the total tuning capacitance, here is a possible snag. In practice it often is appreciable, and designers are aware of this snag and have to do something about it.

Power Loss

Although I mentioned very high frequencies as being particularly liable to be badly affected, and although the “extra” grid current is proportional to the rate at which the grid voltage plunges from a positive peak to a negative, or vice versa, and is therefore proportional to the frequency, this does not, of course, mean that the extra capacitance increases with frequency. The current through an ordinary fixed capacitance increases in proportion to frequency, so in this respect this peculiar electron-generated capacitance is like the real capacitance made up of grid and cathode acting as capacitor plates. The startling way it differs is in being proportional to the valve’s mutual conductance.

Ever since we turned from the anode to consider what effect the varying grid voltage has on the grid itself, we have been making no allowance for the time delay that the traffic officer (if he were really on top of his job) would have reported. So far as the grid is concerned, this time taken by electrons to move from one place to another between cathode and anode means that when the grid voltage has ceased

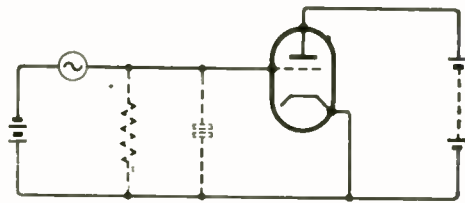


Fig. 5. The movements of electrons past the grid induce currents in the grid circuit equivalent to an extra capacitance and an extra conductance (dotted).

to become less negative and is pausing on its positive peak, the electron stream is still adjusting itself to this condition and there are still rather more electrons approaching the grid from the cathode than are departing for the anode. Consequently the extra grid current is not quite zero at the positive voltage peak; it is still slightly positive. Similarly at other stages of the cycle, as shown dotted in Fig. 4 (b). The general effect is to retard the phase of the grid current—to bring it more into phase with the voltage. It is the same as if part of the grid current flowing through the imaginary capacitor at the input of the valve were diverted through a resistor (Fig. 5).

This may be more serious than the extra capacitance. Provided that that is kept constant by keeping the mutual conductance constant, it can be allowed for by a slight reduction in tuning capacitance or inductance. But resistance means loss of power, which it may not be practicable to make good.

However, let us see how this resistance depends on frequency. First, let us suppose that the phase delay is a fixed proportion of the signal cycle. That means that of the total grid current caused by variation of space charge, a fixed proportion goes through the imaginary resistor and the rest through the imaginary capacitor. Keeping the signal voltage constant, let us increase its frequency. This increases the grid current in proportion. It is natural for this to happen when the impedance is a fixed capacitance. But so far as the in-phase part of the current is concerned, the effect can only be imitated by making the imaginary resistance decrease in proportion to the rise in frequency. So obviously the power loss gets worse at higher frequencies. But that is not all. The time delay is *not* a fixed proportion of the signal cycle; it is a certain fixed fraction of a second—say, one thousand millionth—regardless of frequency. So the higher the frequency the greater the fraction of a cycle this time becomes. At 100 Mc/s it is 10%; at 200 Mc/s it is 20%. So on this count, too, the imaginary resistance is inversely proportional to frequency. Taking the two effects together, it is inversely proportional to the square of the frequency. Doubling the frequency quarters the imaginary resistance and quadruples the power loss.

This line of argument holds good only for fairly small phase delays. To go to extremes, a phase delay of 360° would—disregarding other effects—bring things back to what they were at negligibly low frequencies. But even small phase delays are bad enough and account for a good deal of the difficulty in making valves amplify above about 30 Mc/s. At 300 Mc/s we would expect this part of the difficulty to be a hundred times as great. Certainly measurements of the imaginary valve input resistance confirm that it varies inversely as the square of the frequency,

but whereas at one time all or most of this was blamed on transit time it was later found that the blame had to be shared with something quite different—the inductance of the cathode lead. Valves for v.h.f. are therefore arranged so that this lead is as short as possible. Transit time can be reduced by increasing the speed of the electrons, by increasing the anode voltage; but it is not practical to carry that policy very far. A better line of attack is to reduce the distance the electrons have to go. At the same time this increases the mutual conductance, which increases the undesired grid current, but also increases the amplification. The whole thing becomes quite complicated, and anyway I am not a valve designer and this is not a treatise on valve design, so let us leave them to it. The point that is meant to emerge is that by pondering on the simple experiments performed by Faraday with glass rods and suchlike, one can explain the apparently obscure snags that affect the design of the valves and sets we shall need for our Band II f.m. and Band III TV.

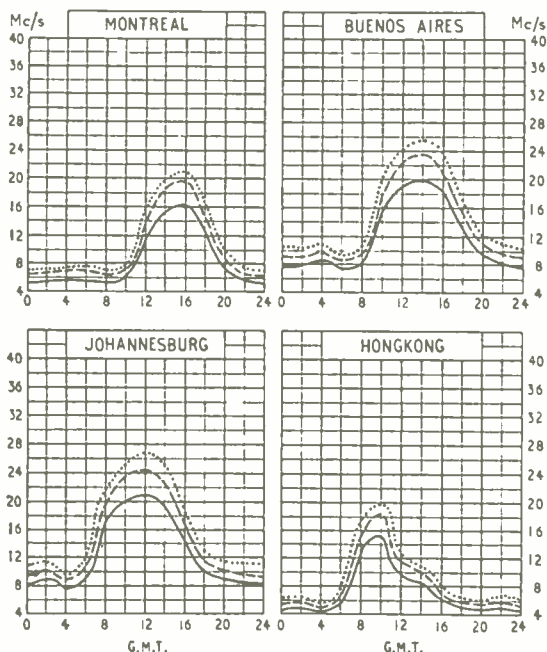
I have applied this early Victorian line of thought to only one phenomenon in modern valves, but clearly it is something to remember all the way through.

Short-wave Conditions

Predictions for December

THE full-line curves given here indicate the highest frequencies likely to be usable at any time of the day or night for reliable communications over four long-distance paths from this country during December.

Broken-line curves give the highest frequencies that will sustain a partial service throughout the same period.



— FREQUENCY BELOW WHICH COMMUNICATION SHOULD BE POSSIBLE ON ALL UNDISTURBED DAYS
 - - - PREDICTED AVERAGE MAXIMUM USABLE FREQUENCY
 FREQUENCY BELOW WHICH COMMUNICATION SHOULD BE POSSIBLE FOR 25% OF THE TOTAL TIME

Fifty Years of Wireless Telephony

THIS is the title of an article by Professor F. Benz in the *Archiv der Elektrischen Übertragung*, 1954, p. 369, describing the celebration at Graz in Austria of the jubilee of a demonstration of radio-telephony given on June 15th, 1904, by Otto Nussbaumer in the Institute of Physics of the Graz Technical College. For this celebration the original apparatus was borrowed from the Vienna Museum and the experiments were repeated. The transmitter was in one room and the receiver in another room, some distance away.

As a detector Nussbaumer used a coherer in which the filings were replaced by granulated iron oxide; this was inserted in an aerial and a battery and telephone receiver connected across it. He used several different transmitting arrangements; in some he used a Duddell arc to generate an alternating current, which was then stepped up by an induction coil with a 2-cm spark-gap. The distant receiver reproduced the audio-frequency noise made by the arc. For the transmission of music and speech, in some cases he used a similar arrangement but with a microphone coupled to the oscillatory circuit of the arc, while in other cases he dispensed with the arc and inserted the microphone, suitably shunted, in series with a battery and the primary of the induction coil. In this way music and speech were transmitted, but naturally not of high quality.

A few people who had been at the original demonstration were also present at the jubilee demonstration. Unfortunately, Nussbaumer left only rather brief records of his work,* which he does not appear to have followed up. He died in 1930 at the age of 53, but in the previous year the 25th anniversary of his historical experiments had been marked by the presentation to him of the golden Badge of Honour by the President of Austria.

* O. Nussbaumer, "Kurzer Bericht über Versuche zur Übertragung von Tönen mittels elektrischer Wellen." *Phys. Zeitschrift*, 1904, p. 796; also *E.T.Z.*, 1904, p. 1096. See also "Wireless Telephony," by Ernst Ruhmer, trans. by Erskine-Murray, p. 98.

Commercial Literature

Television Aerials for Band 1. Ten different arrays constructed on unit principle to permit variation of fixing and interchangeability of parts. Catalogue (giving also details of dealer service facilities) from Belcher (Radio Services), 59 Windsor Road, Slough, Bucks.

Precision Vernier Potentiometer with overall range of 1μV to 1.9V in two ranges. Accuracy is of the order of 1 part in 100,000 of the 1 volt setting. Also a **Portable Thermocouple Potentiometer** for temperature measurement, with two ranges, 0-21mV and 0-105mV. Leaflets from the Croydon Precision Instrument Company, 116 Windmill Road, Croydon, Surrey.

Printed I.F. Transformer is one of the American products described in the latest "Auri-News," a bulletin issued by Ad. Auriema, Inc., who are export agents for a large number of American firms. From 89 Broad Street, New York 4, N.Y., U.S.A.

Transfers for Control Panels. Set No. 1, for receivers and amplifiers, contains one tuning scale, twelve graduated scales for control knobs and associated wording with symbols. Set No. 2 is similar for test instruments. Price 3s 6d per set. From Data Publications, 57 Maida Vale, London, W.9.

Sound Reproducer, consisting of 15-watt amplifier and 12-in speaker in cabinet, with frequency response of 35 c/s-16 kc/s. Bass and treble tone controls are included and power supplies are provided for a tuner. Leaflet from Shirley Laboratories, 125 Tarring Road, Worthing, Sussex.

Flywheel Synchronizing

3.—Balanced A.F.C. Systems

By W. T. COCKING, M.I.E.E.

It was said in Part 2 that phase discriminators could be divided into two broad classes—the balanced and the unbalanced. A rather brief description was given of one form of the latter. The balanced types are probably the more widely used, however, and there are good reasons for this to which we shall return later.

The commonest form of balanced phase discriminator is shown in Fig. 1. It comprises a pair of diodes fed in push-pull with one signal and in parallel with the other, so that one diode operates on the sum of the signals and the other upon their difference. The usual practice is to feed the sync signal in push-pull and the local signal in parallel; there are theoretical advantages, but practical disadvantages, in reversing this arrangement and making the local signal the push-pull one.

The usual arrangement of push-pull sync pulses is adopted in Fig. 1. The transformer T is connected in the anode circuit of the sync separator and is fed with the sync pulses as a current waveform. The secondary is centre-tapped to provide a push-pull output and is loaded by the two resistances R. The transformer is designed to act in conjunction with these resistances as a differentiating circuit and so differentiated sync pulses appear as a voltage waveform across the secondary. The transformer and the resistances R are commonly used in commercial practice, but they are not necessary, for they can be replaced by an RC circuit and a phase-splitting valve and this is often more convenient in that it does not call for any special component.

A saw-tooth voltage waveform which is obtained from the time-base and which is positive-going on the flyback and negative-going on the scan is applied

across R_1 in Fig. 1. This wave has no d.c. component so that it passes through zero twice per cycle, once during the flyback and once during the scan.

When a sync pulse occurs, A becomes positive to E and B negative to E by equal amounts. If it so happens that at this instant the saw-tooth is passing through zero, point G is at the same potential as E. Then V_1 conducts on the voltage provided by the upper half of T and V_2 conducts on the voltage provided by the lower half. The charging current for C_1 flows round the path C A E G C for V_1 and round the path G E B D G for V_2 . The currents in R_1 are equal and opposite and so cancel. When the diodes cease to conduct, C_1 discharges by the path C F E A C and C_2 by the path D F E B D. In practice, C_1 and C_2 are made of the same value and R_1 and R_2 are also alike. Therefore, C_1 and C_2 become charged to equal voltages and so the discharge currents in R_3 are equal and opposite and cancel. No voltage is developed across R_3 and the output is zero.

If the instantaneous value of the saw-tooth at G is not zero when the sync pulse occurs, but is at some positive potential so that G is positive to E, then when the diodes conduct this voltage opposes the input to

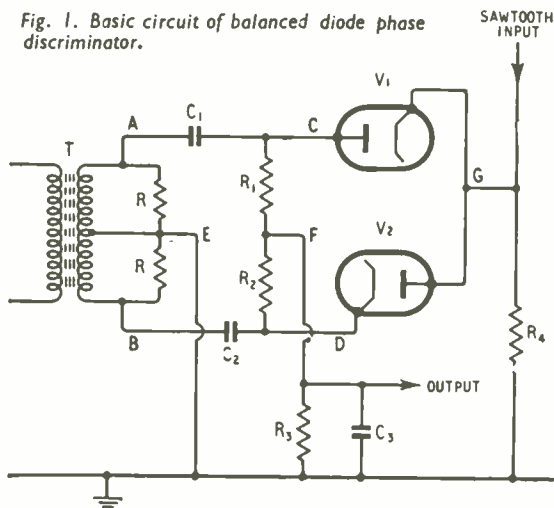


Fig. 1. Basic circuit of balanced diode phase discriminator.




Fig. 2. Idealized waveforms for the circuit of Fig. 1. The sync pulses (a) and the waveform (b) are summed in (c) and (d) to show their combined effect on the two diodes when the relative phase difference is zero. The two extremes of phase difference are indicated in (e) and (f) on the one hand and (g) and (h) on the other.

V_1 , but assists the input to V_2 . Therefore, C_1 is charged less and C_2 more than when G is at zero potential. The subsequent discharge current of C_2 round $D F E B D$ therefore exceeds the discharge current of C_1 round $C F E A C$. The difference between the currents produces a voltage drop across R_3 , making F positive to earth. Similarly, if G is negative when the valves conduct, V_1 passes a greater current than V_2 . The discharge current of C_1 then predominates over that of C_2 and the potential of F becomes negative to earth.

In practice, the input at G is a saw-tooth without a d.c. component. Ideally, it would pass through zero at the mid-point of its flyback. No output is obtained if the sync pulses coincide with this zero of the waveform, but a positive output is obtained if they occur at a time when the saw-tooth is positive or a negative output if they occur at some other time when it is negative.

Phase Relations

The conditions are illustrated in a simplified manner in Fig. 2. It should be noted that the saw-tooth is shown here reversed in phase compared with Fig. 1 because, for simplicity, it is drawn as if it were applied to the transformer centre-tap instead of to the junction of the valves. The line pulses are indicated at (a) by the thin vertical lines and the saw-tooth is shown at (b), the two being at the correct position of zero relative phase. At (c) and (d) are the sum and difference of (a) and (b). The sync pulses coincide with the moments when the saw-tooth passes through zero and so the saw-tooth adds nothing to them. Both (c) and (d), therefore, show waves of the same peak value, one positive and the other negative. Both detectors pass the same current and the output is zero.

The conditions in (e) and (f) are for the case when the saw-tooth is of different phase so that the sync pulses just coincide with the start of its flyback. If we reckon the peak-to-peak saw-tooth amplitude as one unit, so that the pulse amplitude is 2 units, then in (e) the peak value of the wave is $+2\frac{1}{2}$ units and in (f) it is $-1\frac{1}{2}$ units.

The other extreme condition is shown in (g) and (h) with the saw-tooth so phased that the sync pulses occur at the end of its flyback. Here the peak values are $+1\frac{1}{2}$ units and $-2\frac{1}{2}$ units respectively.

Over the extremes of phase shown, the input to one detector varies from $+2\frac{1}{2}$ units to $+1\frac{1}{2}$ units while the other varies from $-1\frac{1}{2}$ units to $-2\frac{1}{2}$. The combined output is proportional to the difference

between them and so varies from $+1$ to -1 . The magnitude of the output varies with the peak-to-peak amplitude of the saw-tooth and is, to a first approximation at least, independent of the amplitude of the sync pulses, provided that they are the greater.

In practice, the sync pulses will be wider than is shown in Fig. 2 and they will normally be accompanied by reverse pulses $10\ \mu\text{sec}$ later, corresponding to the ends of the original pulses. The greater width



Fig. 3. Waveform of differentiated line sync pulse.

is not very important as long as the pulses are of a good deal shorter duration than the flyback of the saw-tooth. The reverse pulses are quite unimportant for, when they occur, the diodes are non-conductive and they are in the wrong sense to make them conduct again. The fact that the sync pulses are rather like Fig. 3 actually makes very little difference.

In the circuit of Fig. 1, it is the usual practice to make $C_1=C_2=0.001\ \mu\text{F}$, $R_1=R_2=100\ \text{k}\Omega$ and $R_3=2\ \text{M}\Omega$, while the other resistors are of relatively low value. When the diodes are conductive on the pulses, the charging time-constants of C_1 and C_2 are quite small. They are governed by the values of R and the diode resistance, which may total $5\text{--}10\ \text{k}\Omega$ only. The charging time-constants are thus of the order of $10\ \mu\text{sec}$ or less. There are two different discharging time-constants. The first governs the rate of discharge of C_1 and C_2 and so the voltage changes at C and D of Fig. 1 relative to earth when the diodes are non-conductive. This is approximately C_1R_1 and is $100\ \mu\text{sec}$ —the line period. The time-constant for the output voltage is much longer, even if the effect of C_3 is ignored, and it approximates to $2C_1R_3$. It is about $4,000\ \mu\text{sec}$ in practice and, taking C_3 into account, it is considerably greater.

The waveform at C of Fig. 1 relative to earth is of the kind sketched roughly in Fig. 4 and that at D is its inverse. This diagram is not to the same scale as the others.



Fig. 4. Waveform at point C of Fig. 2.

It will be seen that the sync pulses act as a kind of gating waveform to make the diodes conduct when they occur. The actual output of the circuit depends on the instantaneous value of the saw-tooth at the instant when the pulses occur.

It is possible to imagine the circuit as being a kind of switching device which joins G and F whenever a sync pulse occurs. The output voltage, therefore, is brought to whatever is the instantaneous value of the saw-tooth at the moment the sync pulse occurs. Because of the time-constant C_1R_1 , the voltage remains substantially at this value until the next pulse comes along; it then changes or not according to whether the saw-tooth has a different value or not at this instant.

When the sync pulses have, as they must have, a finite duration which is small compared with the flyback period, the voltage at G must vary during the pulse. Assuming a rectangular pulse and a linear flyback, it will be the mean value corresponding to the middle of the pulse that matters. Noise and interference will, in the manner explained in Part 1, alter the width of the sync pulse. The main effect will, therefore, be to alter the precise timing of the differentiated pulses applied to the diodes. There may also be some change in their width, but this is likely to be less than the change of timing.

Noise and interference, therefore, alter the effective instant of switching and make it occur for an incorrect value of the saw-tooth voltage at G . The output is thus affected and it is upon the time-constant that reliance is placed for reducing the effect of noise and interference.

In one particular case, however, the balance of the circuit gives immunity. If the conditions are adjusted to be of mean phase, so that the saw-tooth passes through zero when the sync pulse occurs the discriminator output is zero. If then a burst of severe interference comes along which obliterates the sync pulse completely, the diodes do not operate, the output remains zero and the time-base remains quite unaffected. With less severe interference, which produces a delayed pulse, the diodes conduct later than they should do and an unwanted output appears.

One defect of the circuit is obvious. Spurious pulses occurring at almost any time can cause diode conduction and so affect the output. Such pulses can be due to noise and interference and will certainly occur at half-line intervals during the frame pulses.

It appears to be wrong in principle, therefore, to use as the gating waveform one which is subject to irregularities and it would seem much better to use the local waveform for gating. This can be done in Fig. 1 by reversing the signals; that is, by applying the local waveform in push-pull by T and the sync pulses in parallel across R_1 . The practical difficulty is that it is not so easy to develop the required waveforms but, if it can be done, the circuit becomes quite immune to any interference except that which occurs while the diodes are made conductive by the local gating pulses.

The question now arises as to what are the best waveforms for this kind of operation. The gating pulses should obviously be narrow and should occur at some little time after the time-base flyback has started. The flyback pulse clearly suggests itself as a possibility since it occurs at about the right time and is available with ample amplitude. It is, however, inclined to be on the wide side.

The sync pulse waveform is more difficult. It should have a sloping part of more or less regular slope with equal positive and negative values and would, ideally, be like Fig. 5 with its start and finish corresponding to the beginning and end of a line sync pulse. It cannot be generated by making use of the two ends of the pulse, however, otherwise there will be a change of waveform during the frame pulse period; it is only the leading edges of the line pulses that recur regularly.




Fig. 5. Sync-pulse waveform required for ideal operation.

It is not at all easy to design a simple circuit which will produce the required waveform and it is probably because of this that it is usual to employ the sync pulses as the gating waveform. Returning to this system, therefore, the saw-tooth input to R_1 in Fig. 1 is usually obtained by integrating the voltage pulse which occurs on the anode of the line output valve during flyback, or a related pulse obtained from a tapping on the scan transformer. This pulse is positive-going and of large amplitude, so that the integration is simple and cheap and rarely involves more than a couple of resistors and capacitors.

The precise form of the phase detector has an effect upon the degree of immunity to interference and noise and upon whether or not the change of sync-pulse waveform during the frame flyback distorts the upper part of the picture. It also affects the pull-in range; that is, the range of free-running frequencies of the

time-base over which the circuit will lock in, when sync pulses are applied. Generally speaking, the balanced type of detector is to be preferred to the unbalanced. When the time-base happens to be correctly adjusted it gives no output, so if the sync pulses cease the time-base frequency is not altered. An unbalanced detector, when correctly adjusted to the mean condition, gives quite a large output, so that if the sync pulses cease the time-base changes frequency by quite a large amount and it may not pull into step again when the pulses re-appear. It may be necessary to adopt special means for making it lock-in again.

In any case, however, a time-base can pull into synchronism only over a limited range of frequency difference—the lock-in range. Once locked, however, it may hold in over a much wider range of control settings. One can have the condition, therefore, that the time-base will remain locked as long as the sync pulses persist, but lose synchronism and refuse to lock again (without manual adjustment of the hold control) if they are interrupted for a short interval.

Stability

The lock-in range depends mainly upon the time-constant of the circuit. If this is made large to secure good noise reduction the lock-in range becomes small. This is fairly obvious because the circuit is a low-pass filter. When a difference of frequency exists between the sync pulses and the time base, this difference frequency must be passed by the filter if there is to be any control voltage acting on the time-base. The larger the time constant is made, the lower is the difference frequency which is passed with any effectiveness.

Once the time-base is in synchronism, however, it can remain locked for quite large changes of the values provided that they occur slowly, for slow changes are passed by the filter.

Because of these effects it is often necessary to take special precautions in the design of the time-base to ensure that its free-running frequency remains within quite narrow limits. In the ordinary directly-locked time-base the free-running frequency is normally several kilocycles below the locked frequency and quite large variations are permissible. It is quite normal for a receiver to operate for months without the hold control being adjusted.

The tuned-circuit type of flywheel-sync system described in Part 1 behaves in the same way as the directly locked time-base in this respect. In fact, the time-base is locked in the ordinary way by pulses. The flywheel circuit acts to generate noise-free pulses. With flywheel sync of the a.f.c. type, however, the permissible variation of frequency is relatively very small and may be a few hundred cycles only, if the time-base is to lock-in reliably without manual adjustment. Apart from effects due to the ageing of valves and components, the chief causes of frequency changes are temperature and supply voltage. Some form of stabilization is usually needed and it is common to include a tuned circuit in the time-base as an aid to frequency stability.

It has already been mentioned that all forms of a.f.c. systems are negative-feedback circuits. In the closed loop formed by the phase detector, the filter and the time-base, there are several time-constant circuits in cascade and there is gain around the loop. It is possible, therefore, for the system to go into oscillation

at some frequency. The trouble arises through the time delay around the loop. If some change occurs, the response of the circuit, which should act to correct it, does not occur straight away but is delayed by the time-constants of the circuits. The change remains for a time uncorrected and a large correction voltage is built up. When this does start acting it may be excessive for the change existing at that moment and cause over-correction.

It is almost invariably necessary to include a stabilizing circuit which acts to reduce the phase-shift around the feedback loop. In servo nomenclature, it is an anti-hunt circuit and it results in the output of the filter containing a component proportional to the rate of change of phase as well as to the phase difference between the sync pulses and time-base voltage.

Typical Circuit

One form of this is shown in Fig. 6. This diagram shows a complete a.f.c. circuit of the balanced diode type and should be compared with Fig. 1; similar components in the two diagrams bear the same reference letters. In Fig. 6, differentiation of the sync pulses is carried out by C_7 , and the push-pull input to the diodes is obtained from the phase-splitter V_1 . This is an alternative to the transformer of Fig. 1.

The saw-tooth is obtained by integrating the pulse on the line output circuit by R_5 , R_1 and C_1 in combination, C_1 being merely a d.c. blocking capacitor. The components R_3 , C_3 form the main filter for interference reduction and C_5 is for stabilizing the circuit. An alternative arrangement is to omit R_3 , C_3 and make C_5 rather larger and then to connect in shunt with C_3 the series combination of a resistor and a capacitor for stabilizing.

A drawback of having to include these stabilizing components is that since, of necessity, they make the filter respond more quickly to a change of input they do also reduce the effectiveness of the filter against noise and interference. They do not do so in quite the same way as a simple reduction of the time-constant would do, of course.

In all flywheel sync circuits, whether of the tuned circuit or the a.f.c. type, the noise and interference reduction is obtained by means of high selectivity in some form, so that the time-base is affected only by the cumulative effect of many sync pulses. It would appear to be ideal to make the selectivity so high (that is, the time-constants so long) that the integration effect persisted over several frames. Any break-up of the picture or displacement of the lines would then be impossible and noise or interference could affect things only by causing a small and very slow sideways movement of the picture as a whole. This would be hardly noticeable.

Unfortunately, it is found in practice that this is not always practicable because the sync pulses themselves do not recur sufficiently regularly. This is especially the case with outside broadcasts and, if the time-constant is made too great, the picture may have curved sides. In practice, it is often necessary to restrict the integration period to quite a few lines only. As a result, a certain amount of line displacement can occur. It is, however, of a less troublesome character than with direct-locking. Lines do not tear out in an irregular manner, but a group of lines may move slightly sideways in a smooth fashion so that a vertical line in the picture may develop a small bulge.

When only a moderate time-constant is used, trouble may be experienced from the half-line pulses which occur during the frame pulse. These will inevitably cause a change of output unless the phase discriminator is of a type which does not respond to them or unless the integrating time constant is so great that the output cannot change appreciably. In other cases, the time-constant must be small enough to enable the output to recover after the change before the picture modulation starts.

In view of the drawbacks of flywheel sync (namely, its greater complexity, the need for a more stable time-base, the movement of the picture as a whole with any change, and the limited noise immunity imposed by transmitter effects) the writer's view is that its use is not worth while under normal receiving conditions, in which receiver noise is negligible and external interference is small. There is, however, no doubt at all that it is very much worth while in poor locations where interference is serious or where the signal is so weak that receiver noise is important.

It is quite important not to be misled by foreign practice. The fact that flywheel sync is universal in the U.S.A. and is widely used on the Continent is quite irrelevant, because their television systems employ negative modulation whereas the British practice is to use positive modulation.

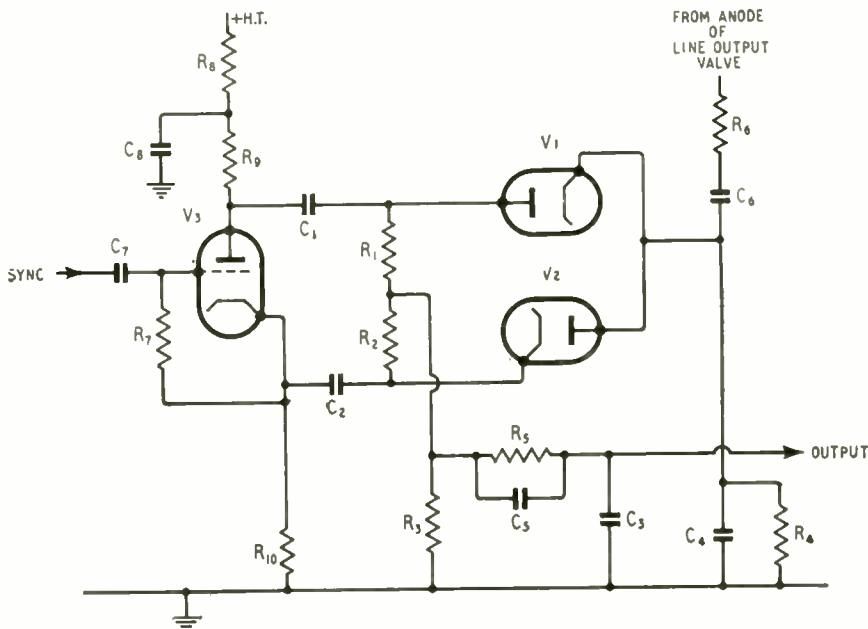


Fig. 6. Complete a.f.c. circuit using a phase-splitting input valve and showing the anti-hunt capacitor C_5 .

Must We Have Compatibility?

I.E.E. Discuss the Future of Colour Television in Britain

NOT very long ago any mention of the word "non-compatible" in connection with colour television was considered almost indecent. In America the C.B.S. non-compatible frame sequential system had been tried and had proved a miserable failure, and everybody was pouring scorn on the F.C.C. for bringing it into operation. The wonderful new N.T.S.C. compatible system was introduced shortly afterwards and we all (or, at least, most of us) felt that this compatibility—a fascinating new idea—was the only sensible thing to have.

Since then it appears that radio technical people in Britain have been pondering rather deeply over compatibility and all it implies, and as a result there has been quite a strong reaction against it. The main objections seem to be that when you shackle a new system (colour) to an existing old one (the present 405-line monochrome system) you are not only making things difficult for future generations of receiver designers, but putting a stop to the development of new colour systems. Moreover, the compatible system which has now been tried out in America has not proved quite so successful as was at first hoped, and it appears to have one or two technical disadvantages, such as "buzz" on sound and dot patterns on the screen, which would not be very acceptable in this country.

At the moment, then, there is quite a division of opinion on compatibility, and it was probably this that gave rise to the recent discussion at the I.E.E. on "whether compatibility is necessary for a colour television system in Great Britain." Most of the contributions to this discussion were naturally concerned with engineering matters. It is doubtful, however, whether these helped to clear the air, for the whole issue of compatibility versus non-compatibility is really bound up with economic and political considerations. For example, in commercial television, whether here or in America, the programmes have to reach the largest possible number of people, so compatibility is almost an essential. With an organization like the B.B.C., however, there is no pressure from commercial interests and they can afford to develop a non-compatible service, with quality as the main criterion, even if there are very few people capable of receiving it at first.

Systems and Apparatus

But what exactly are the engineering considerations? What do "compatibility" and "non-compatibility" really mean in terms of systems and apparatus? At the moment a compatible system for Britain is generally taken to mean an adaptation of the American N.T.S.C. system,* and, according to opinions expressed at the I.E.E. meeting, no other compatible system is likely to be developed. As is well known (and was admitted at the meeting), the N.T.S.C. system has a degrading effect on the vision and sound of black-and-white receivers because of

interference from the colour sub-carrier. There is a general opinion, too, that this would be worse in Britain than in America owing to the superior video response of our receivers and the fact that the lower frame repetition frequency would not allow such effective cancellation of the sub-carrier dot pattern by the viewer's eye. A partial solution would be to degrade the bandwidth of our receivers to just over 2 Mc/s. Another problem mentioned at the meeting was that the N.T.S.C. system requires asynchronous operation (not locked to the mains), which would produce a visible beat effect on the screen as a result of interaction between the mains and the frame frequency.

"Adjacent-channel" Scheme

Most of the drawbacks of the ordinary N.T.S.C. system can be overcome by transmitting the troublesome colour information in an adjacent channel—an expedient which has already been demonstrated on a 405-line closed-circuit system.† This could still be considered as a compatible system suitable for Bands I and III, but it would be necessary for the "adjacent-channel" colour signals to overlap the monochrome signals of another station. Thus there would still be a risk of interference. However, the idea has not yet been proved impracticable (at least in this country), so it remains an interesting possibility.

By moving the "adjacent-channel" system into Band IV and occupying a channel width of 7-8 Mc/s to avoid overlapping, the problem of interference could be overcome completely. This would then provide a compatible colour service in the u.h.f. region—as was advocated by one speaker at the discussion. Existing Band-I monochrome receivers would not be able to receive the programmes (except with the addition of converters), but all new monochrome sets could be designed from the beginning for Band IV reception.

There is a general feeling, however, that any colour system put into Band IV would probably take full advantage of the wider channels available (the T.A.C. have suggested 7.5-Mc/s channel widths) and work on a higher definition—possibly 625 lines. The proposal was, in fact, put forward at the I.E.E. discussion by the opener, E. P. Wethey, who envisaged a 625-line non-compatible system with "adjacent channel" colour operating in Band IV. Mr. Wethey pointed out that this could, in a sense, be made compatible by using a standards converter to change the 625-line pictures to 405-line pictures, so that they could be transmitted in Bands I and III and received by existing monochrome receivers. An incidental advantage of the 625-line standard, also mentioned at the meeting, was that it would facilitate programme exchanges with the Continent. A speaker who had had wide experience of compatible colour television in the U.S.A., however, maintained that the cost of

* *Wireless World*, November, 1963, p. 524.

† *Wireless World*, June, 1954, p. 256.

introducing a non-compatible 625-line system in Band IV would be prohibitive.

When talking of non-compatible colour systems, then, it appears that engineers are concerned mainly with the use of wider channels in Bands IV and V, possibly higher definition, and probably "adjacent-channel" colour signals. Thus one important principle of the American compatible system has not been thrown overboard—the idea of transmitting the brightness information and the colour information separately. This is now generally felt to be a good thing. If it comes to be regarded as an essential there is no hope for the old frame-sequential system, which is still considered a possibility for non-compatible colour transmissions. (This does not necessarily mean rotating colour filters at the receiver; tricolour c.r. tubes can be used equally well.) The frame-sequential system gives good colour pictures and is simple in operation, but, unfortunately, is rather wasteful of bandwidth as it transmits a certain amount of redundant information.

The question of bandwidth is, indeed, one of the main problems with non-compatible systems, and it came in for a good deal of discussion at the I.E.E. meeting. There is some difference of opinion on

whether receivers with wide bandwidths are expensive to manufacture. It was, however, agreed at the discussion that signals occupying a band of 7-8 Mc/s would increase the cost of programme distribution by cable and radio link. A more important problem is that radio transmission systems with wide bandwidths are more susceptible to the effects of multi-path propagation, and this would no doubt have a bad effect on colour phasing in the television pictures. It could be argued, too, against non-compatible colour systems, that they would take up valuable space in the ether, while compatible systems would make use of the existing television frequency allocations. (The general reaction of television engineers to this is: if *we* don't take the available space then somebody else will!)

Finally, there are the general problems of transmission and reception in Bands IV and V. At the moment there is very little data available on the coverage obtainable from transmissions at these frequencies and Band IV receivers are only in the experimental stage. However, it was suggested at the discussion that by the time we are ready for colour television most of these difficulties will have been overcome.

INTERNATIONAL RADIO RESEARCH

Summary of the Recent U.R.S.I. Meetings

SOME 300 delegates from twenty-one countries attended the 11th General Assembly of the International Scientific Radio Union (U.R.S.I.), which was held in The Hague from 23rd August to 2nd September. The two main functions of the Union are: (1) to promote and organize research requiring international co-operation and (2) to promote the setting up of common methods of measurement and the standardization of measuring equipment. The work of the Union is carried on by eight commissions, each concerned with a specific aspect of radio research.

Reference is made on p. 590 to a resolution on the velocity of radio waves made by Commission I (measurements and standards) which met under the chairmanship of Dr. R. L. Smith-Rose, who is also vice-president of the Union. This commission also decided to arrange for the international comparison of standards for measuring power at frequencies of 3,000 and 10,000 Mc/s, and to assist the International Radio Consultative Committee (C.C.I.R.) in observations of the reception of standard frequency transmissions from various countries.

Dr. C. R. Burrows (U.S.A.) was chairman of Commission II, which is concerned with the propagation of waves through the troposphere. Here the importance was stressed of studying propagation conditions in the v.h.f. and u.h.f. bands, in several parts of the world and under various meteorological conditions. Detailed knowledge is required as to the manner in which the received field strength is dependent upon the season, geographical location and the length of path and nature of the terrain over which the signal travels.

The meetings of Commission III were presided over by Sir Edward Appleton, and they dealt with various problems associated with the propagation of radio waves through the ionosphere. An important part of the proceedings and the associated resolutions, was concerned with the detailed arrangements being made for world-wide observations to be undertaken during the International Geophysical Year of 1957-58. On certain days of each month during that year, all nations in a position to do so

will carry out an intensive series of measurements of various atmospheric and terrestrial phenomena. A corresponding programme was also recommended by Commission IV, which, under the chairmanship of J. A. Ratcliffe, deals with atmospherics of terrestrial origin. The discussions at the meetings of this commission ranged over the subjects of the waveforms of atmospherics, "whistlers" and the measurement of the noise level which prevails in various parts of the world.

Radio waves which arise from sources external to the earth's atmosphere are the concern of Commission V (Radio Astronomy), which held meetings under the chairmanship of Dr. M. Laffineur (France). Here the radio scientist has developed a new field of research since the war, in which a great deal of knowledge has already been obtained on the radiation from the sun and stars at various frequencies above 30 Mc/s. Improved techniques of reception have resulted from work in this country, as well as in Australia, Holland and U.S.A. Members of the commission have been responsible for the recent publication by U.R.S.I. of three special reports in this field. These have considerably enhanced our knowledge of the distribution of radiation from the sun, and also of the distribution of neutral hydrogen atoms, which are identified by their characteristic line radiation at 1420 Mc/s.

The remaining two commissions of the Union held a number of discussions on subjects in the fields of radio waves and circuits (VI) under Professor S. Silver (U.S.A.), and radio electronics (VII) under Professor G. A. Wootton (Canada). A wide range of subjects was dealt with including information theory, and various aspects of circuits, aerials and wave-guides.

The Proceedings of the Hague meetings will be published by the General Secretariat of U.R.S.I., 42 rue des Minimes, Brussels, from whom previous publications, including the special reports mentioned above, can also be obtained. The next meeting of the Assembly will be held in 1957 in Boulder, Colorado, U.S.A. R. L. S.-R.

DECEMBER MEETINGS

Institution of Electrical Engineers

London.—December 1st. "The Vertical Radiation Patterns of Medium-Wave Broadcasting Aerials" by H. Page and G. D. Monteath.

December 6th. Discussion on "The Applications and Limitations of Electronic and other Computers" opened by Dr. L. G. Brazier.

December 13th. Discussion on "Practical and Economic Problems in the Maintenance of Domestic Television Receivers" opened by W. L. Greenwood.

All the London meetings will be held at 5.30 at Savoy Place, W.C.2.

East Midland Centre.—December 16th. Faraday lecture "Courier to Carrier in Communications" by T. B. D. Terroni at 6.30 at the Albert Hall, Nottingham.

Cambridge Radio Group.—December 7th. "Transistor Circuits" by E. H. Cooke-Yarborough at 6.0 at the Cambridge Technical College.

Mersey and North Wales Centre.—December 6th. Faraday lecture "Courier to Carrier in Communications" by T. B. D. Terroni at 6.45 at the Philharmonic Hall, Liverpool.

North-Eastern Radio and Measurements Group.—December 2nd. "Radio Stars" by R. Hanbury Brown at 7.0 at King's College, Newcastle-upon-Tyne. (Joint meeting with Newcastle-upon-Tyne Astronomical Society.)

December 6th. "An Investigation of the Characteristics of Cylindrical Surface Waves" by Prof. H. E. M. Barlow and A. E. Karbowiak, and "Surface Waves" by Prof. H. E. M. Barlow and Dr. A. L. Cullen at 6.15 at King's College, Newcastle-upon-Tyne.

South-East Scotland Sub-Centre.—December 7th. "Technical Arrangements for the Sound and Television Broadcasts of the Coronation Ceremonies" by W. S. Proctor, M. J. L. Pulling and F. Williams at 7.0 at the Carlton Hotel, North Bridge, Edinburgh.

South Midland Centre.—December 6th. "Technical Arrangements for the Sound and Television Broadcasts of the Coronation Ceremonies" by W. S. Proctor, M. J. L. Pulling and F. Williams at 6.0 at the James Watt Memorial Institute, Great Charles Street, Birmingham.

Rugby Sub-Centre.—December 10th. Faraday lecture "Courier to Carrier in Communications" by T. B. D. Terroni at 7.0 at the Temple Speech Room, Rugby.

Hatfield District.—December 8th. "Magnetic Amplifiers" by J. F. Coales at 7.0 at the Hatfield Technical College.

British Institution of Radio Engineers

London.—December 29th. Discussion on "Education and Training of Radio Engineers" at 6.30 at the London School of Hygiene and Tropical Medicine, Keppel Street, Gower Street, W.C.1.

West Midlands Section.—December 8th. "Industrial Applications of Electronic Control" by J. A. Sargrove (Sargrove Electronics) at 7.15 at the Wolverhampton and Staffordshire Technical College, Wulfruna Street, Wolverhampton.

North-Eastern Section.—December 8th. "Logic, Algebra and Relays" by Prof. Emrys Williams at 6.0 at Neville Hall, Westgate Road, Newcastle-upon-Tyne.

Merseyside Section.—December 2nd. "Electronics in Materials Handling" by L. Landon Goodman (British Electrical Development Assn.) at 7.15 at the College of Technology, Byrom Street, Liverpool, 3.

Scottish Section.—December 2nd. "Some Interesting Applications of Electronics to Photography" by D. M. Neale (Ilford, Ltd.) at 7.0 at the Institution of Engineers and Shipbuilders, 39, Elinbank Crescent, Glasgow. C.2.

British Sound Recording Association

London.—December 10th. "Magnetic Sound Stripe Recording on 16mm Film" by W. C. C. Ball at 7.0 at the Royal Society of Arts, John Adam Street, W.C.2.

Manchester Centre.—December 13th. "Balance and Control and Acoustics" by M. R. G. Garrard at 7.30 at the Engineers' Club, Albert Square, Manchester.

Television Society

London.—December 10th. "Television Circuit Refinements" by C. H. Bantorpe (Derwent Radio) at 7.0 at the Cinematograph Exhibitors' Association, 164, Shaftesbury Avenue, W.C.2.

Royal Society of Arts

Commonwealth Section.—December 2nd. "Broadcasting in the Colonies" by J. Grenfell Williams (B.B.C. Colonial Service) at 5.15 at John Adam Street, London, W.C.2.

Institution of Production Engineers

Manchester.—December 2nd. "The Electronic Control of Machine Tools" by E. Heys at 7.15 at Reynolds Hall, College of Technology, Sackville Street, Manchester.

Incorporated Practical Radio Engineers

South Coast Section.—December 9th. "Television Servicing Equipment" by a member of the staff of Marconi Instruments at 7.30 at the Kings Arms Hotel, Castle Street, Christchurch.

North-West Section.—December 6th. "Aerials for Commercial Television" by P. Jones (Aerialite) at 7.30 at the Barley Mow Hotel, Turner Street, High Street, Manchester, 4.

CLUB NEWS

Birmingham.—At the meeting of the Slade Radio Society at 7.45 on December 10th at the Church House, High Street, Erdington, B. V. Somes-Charlton, of Pye, Ltd., will give a survey of television camera developments and demonstrate the Pye miniature industrial camera.

Cleckheaton.—T.R.F. receivers will be dealt with by J. E. Church (G2BMC) at the meeting of the Spen Valley and District Radio and Television Society on December 1st. Members of the Bradford Radio Society will be the club's guests on the 15th, and on the 29th F. Jowett (G2FIS) will speak on superhets. Meetings are held at 7.30 at the Temperance Hall, Cleckheaton.

Newark.—At the meeting of the Newark and District Amateur Radio Society at 7.0 on December 5th at the Northern Hotel, Newark, A. Hall will talk about valve-voltmeters.

Progress in SOUND

TRIX equipment maintains a long-established tradition of progressive design and high-grade workmanship. There are standard units for every requirement, each a masterly expression of sound-reproduction technique. For large or small installations, our catalogue and expert advice are freely at your disposal.

MODEL G 7822

This new Ribbon microphone with superlative performance and attractive streamlined appearance is of exceptionally small size and weight, measuring only 1 1/2 in. in diameter.

With high sensitivity and minimum of feedback effects, it can be supplied in satin chrome or bronze finish, and with additional switch-box attachment if desired.



MODEL
BD 10



Bowl Diffuser type speaker in heavy material. Very effective for multi-speaker diffusion systems over wide areas, and equally suitable for speech or music reproduction. Finished in Hammer surface beige enamel.

TRIX

The TRIX ELECTRICAL
COMPANY LTD.

1-5 MAPLE PLACE, TOTTENHAM
COURT ROAD, LONDON, W.1.

Telephone: MUSeum 5817

Telegrams and Cables:

TRIXADIO, WESDO, LONDON.

RANDOM RADIATIONS

By "DIALLIST"

TV Extensions

MANY people like to be able to use the television receiver in either of two rooms at will. It is simple enough to make such an arrangement; but it's surprising that one should so often find the job wrongly done. "Can't understand what's amiss with my TV set," said a friend not long ago; "In the drawing room, which is right under the aerial, it gives a poor and rather jittery picture; but in my own sitting room it's as good as one could wish. Funny thing is that when it's working in my room there's about an extra 30ft of aerial cable in use: surely that shouldn't cause reception to be better?" You'll guess at once what I found. The feeder had been connected so that the whole of it was always in circuit. Thus, when the set was used in the drawing room the portion running to the other room formed a 30ft dead end. The proper method, which avoids all dead ends, is to connect the dipole direct to the nearer skirting-board socket, and to it alone. The far end of the extension feeder goes direct to the distant socket, its near end being fitted with a plug and clipped to the skirting board near socket No. 1. In this way the extension is out of circuit until the set is needed in the distant room, when it is connected to socket No. 1.

Suppressors Again

THE Assistant Postmaster-General is not, I fear, a reader of *Wireless World*. Had he been, he might have given a better answer to the question recently put to him in the House about the possibility of introducing legislation to make the fitting of ignition interference suppressors compulsory for all cars, as had been done for rear reflectors. He suggested it would "entail recruiting a corps of inspectors to go round looking at every motor car." I would remind him that it was pointed out months ago in *W.W.*, when a similar answer was given in the House, that enforcement could be effected without adding a single man to the police force. Every police car is radio-equipped, as are many police motor cycles. Any such vehicle has only to switch its v.h.f. receiver to a.m. to become an admirable detector of ignition interference. No need to

take the motor patrol officers off their more important duties; all that they need to do is to turn their attention to interference detection for occasional spells. Any offending car owner would receive a notice to put things right within, say, seven days and a warning that if he doesn't do so he'll be fined next time he's caught. As no motorist could tell whether a police vehicle was or was not "detecting," I'm sure that this system would be as effective as are the P.O. detector vans against TV licence-dodgers.


A Disclaimer

Let me say at once that I don't hold shares in any of the concerns that make ignition or other suppressors. I only wish I did! Nor am I personally much of a sufferer from ignition interference. My home in the country is not near a main road and on the average the number of cars passing it during the television programmes is not more than five or six an hour. More than that, my aerial, 45 feet above the level of the road and over 100 feet from the nearest point on its surface, cannot "see" passing cars since a good solid chunk of house intervenes. More even than *that*, my aerial is 550 feet

above sea level and brings in such a whacking signal from Alexandra Palace that no small amount of attenuation is required. In other words, the signal/noise ratio is pretty good. Again, though I'm keenly interested in television theory, the programmes are a very minor source of entertainment to me. With these things in mind, you'll see that so far as the effects of ignition interference on TV reception are concerned, I have few axes of my own in need of grinding. But I am deeply concerned about its adverse effects on the progress of television. Some of my friends who live on or near main roads now make little use of their television receivers. Others are not renewing their licences as they fall due. Every reader of *W.W.* who owns or drives a car has important issues at stake. If television is not his livelihood it is a major interest. I just can't and won't believe that the man who owns any sort of motor vehicle is unable to afford the shilling or two needed to prevent the slowing down of television development which must be a consequence of the prevalence of ignition interference.

Why Not Uniformity?

IT'S a mystery to me why the manufacturers of domestic television receivers can't, or at any rate don't, agree to use the same set of names for the "user" control knobs; those, I mean, that are outside the cabinet. When the completely non-technical



"WIRELESS WORLD" PUBLICATIONS

	Net Price	By Post
RADIO LABORATORY HANDBOOK. M. G. Scroggie, B.Sc., M.I.E.E. 6th Edition	25/-	26/3
RADIO VALVE DATA. 4th Edition. Compiled by the Staff of "Wireless World"	3/6	3/10
SHORT-WAVE RADIO AND THE IONOSPHERE. T. W. Bennington, Engineering Division, B.B.C. Second Edition.	10/6	10/10
SUPERHETERODYNE TELEVISION UNIT. Second Edition.	2/6	2/8
INTRODUCTION TO VALVES. R. W. Hallows, M.A. (Cantab.), M.I.E.E., and H. K. Millward, B.Sc. (Lond.), A.M.I.E.E.	8/6	8/10
WIRELESS WORLD TELEVISION RECEIVER MODEL II: Complete constructional details with notes on modernizing the original design	3/6	3/9
RADIO INTERFERENCE SUPPRESSION as Applied to Radio and Television Reception. G. L. Stephens, A.M.I.E.E.	10/6	10/11
SOUND RECORDING AND REPRODUCTION. A B.B.C. Engineering Training Manual. J. W. Godfrey and S. W. Amos, B.Sc. (Hons.), A.M.I.E.E.	30/-	30/8
ADVANCED THEORY OF WAVEGUIDES. L. Lewin	30/-	30/7
FOUNDATIONS OF WIRELESS. M. G. Scroggie, B.Sc., M.I.E.E. 5th Edition	12/6	13/-
TELEVISION RECEIVING EQUIPMENT. W. T. Cocking, M.I.E.E. 3rd Edition	18/-	18/8

A complete list of books is available on application.
Obtainable from all leading booksellers or from

ILIFFE & SONS LTD., Dorset House, Stamford Street, London, S.E.1.

man-in-the-street buys a new set, he may have to accustom himself to controls differently arranged, and with a fresh set of names for them. "Height," he understood easily enough; but what is "frame amplitude"? Is "horizontal form" the same thing as his old "line linearity"? There doesn't seem to be a knob labelled "contrast"; can "picture control" be the same thing? I needn't give further examples. Yes, I know that the dealer who installs the new set should explain the knobs and their uses. But not all dealers bother to do so. I know, too, that the buyer of a set should read the "book of words" that accompanies it. But some who start to do so don't get very far, especially if they are confronted by puzzling new names. I hope that manufacturers will get together and produce a single set of names for the controls.

Robbing Peter to Pay Paul?

FROM the Television Act, 1954, one gathered that the Independent Television Authority's annual subsidy was to be found out of the receipts from general taxation, for Section 11 of the Act reads:

"The Postmaster-General may, with the consent of the Treasury, pay to the Authority out of moneys provided by Parliament, such sums, not exceeding seven hundred and fifty thousand pounds in any one financial year, as he may with the consent of the Treasury determine."





But the section of the B.B.C.'s annual report for 1953-54 devoted to finance makes one think a bit, for it throws a rather startling light on the intended source of those "moneys provided by Parliament." Here is what it says:

"The Exchequer will retain £2,000,000 from licence revenue in each of the three years [from March, 1954] and the Post Office will receive a proportion estimated at £1,600,000 a year to cover the cost of collecting fees and dealing with interference. *In addition, £750,000 per annum will be given to the Independent Television Authority in each of its first two years of operation.* The remainder will come to the B.B.C." (The italics are mine.)

If the B.B.C. statement is correct then it is not only contrary to the Act but also to the statement made by Mr. Gammans earlier this year when announcing the increased licence fee. He then stated that by stabilizing the amount taken by the Exchequer from licence fees at £2 million it would be possible to provide the subsidy for the I.T.A. "without reducing the amount that would otherwise accrue to the B.B.C." Them's my sentiments, too!

4 NEW ADDITIONS TO THE EXTENSIVE BULGIN RANGE

(Details of other BULGIN lines are available in 144 page catalogue, Ref. 193 WW. price 1 - post free)

	<p>INSTRUMENT PUSH SWITCH</p> <p>Single-pole, one hole 'dead' fixing to $\frac{3}{8}$ in. \emptyset holes, with max. panel thickness of $\frac{13}{32}$ in. Chrome bezel, black push button, highly polished Bakelite. Rated at 1 A., at 110 v. Self-cleaning contacts. List No. MP.12.</p>
	<p>ANTI-CORONA CONNECTOR</p> <p>New Ozone-proof P.V.C moulded C.R.T. boss connector. With large brim for protection against leakage by dust, shock, etc.</p> <p>LIST Nos. P.497 FOR STANDARD BOSS, P.498 FOR OCTAL BOSS.</p>
	<p>STREAMLINED POINTER KNOBS</p> <p>These two new sleek and streamlined matching pointer knobs are inspired by the latest leading trends in instrument Knob design. Manufactured in glossy black Polystyrene. Each fitted with 4BA steel screw at 180° from pointer, screw engages with the inset nut. The smaller model (List No. K.420) measures—Radius to pointer tip—$\frac{3}{8}$ in.; and the larger model (K.421) measures—Radius to pointer tip:—$1\frac{1}{8}$ in.</p>
	

BULGIN

THE CHOICE OF CRITICS



A. F. BULGIN & CO. LTD., BARKING, ESSEX
MANUFACTURERS OF RADIO AND ELECTRONIC COMPONENTS

Telephone: RIPpleway 3474 (5 lines)

UNBIASED

By FREE GRID

The First Wireless Patent

ONE OFTEN HEARS elderly people talk glibly of the good old times but we have only to examine these allegedly happy days to realize that we have good cause to be thankful that we live in this present day and age. Let us, for instance, cast our minds back from 1954 to 1854 and instantly we are reminded that just a hundred years ago we went to war with Russia, whereas in 1954 all is peace between us and that great country, the giant strides of science since the carnage of the Crimea having made the very idea of war between civilized nations unthinkable.

Now all this has not the remotest connection with wireless and electronics except that when delving into the history of 1854 I came across what seemed superficially to be the first British wireless patent. It was granted to James Bowman Lindsay on June 5th, 1854, but although a "wireless" link was used there was no question of electro-magnetic waves, communication being by conduction between metal plates immersed at the opposite sides of a river.

But this patent of a hundred years ago has, at any rate, as close a link with modern wireless as has the first radar patent—granted to Hulsmeier just fifty years ago in 1904—with modern radar technique. The real interest in Lindsay's century-old "wireless" patent is that the inventor's claims were investigated by Mr. (later Sir) William Preece, who performed the same office for Marconi nearly half a century later.

Preece didn't see any future in Lindsay's invention and pointed out to him that Morse had accomplished the same thing in the U.S.A. twelve years earlier. Contrary to popular supposition, Sir William Preece wasn't over-enthusiastic with regard to Marconi's pioneer work although he did help him considerably. On the whole I think we had better continue to celebrate June 2nd, 1896, as the date of the first British wireless patent rather than June 5th, 1854; after all, conduction and electro-magnetic wave propagation are two very different things.

Points of View

FROM up North, where life is grim and earnest and not as it is in London—filled with the luxury that ruined ancient Rome, a correspondent has written to me criticizing certain aspects of the National Radio Show which displeased his practical Northern mind. He suggests that the organizers might have done worse than to visit the Manchester Business

Efficiency Exhibition to see how a show should be organized and staffed.

I cannot altogether agree with him for surely the radio show—or at least that part devoted to domestic listening and viewing—should suggest joy rather than soul-destroying commerce. I, for one, like my listening and viewing to be associated with carpet slippers and an armchair and have no wish to be compelled to enjoy myself efficiently. I am also rather partial to the restful atmosphere of the radio exhibition where some of the stands, as at the Motor Show, are staffed by delightfully languid young men—real matinee idols—who couldn't care less whether I bought their firm's products or not. I prefer that to the high-pressure salesmanship horror which the



—and thou . . ."

phrase "business efficiency" suggests to my mind. Quite frankly I'm not efficient and have no wish to be. In the words of dear old Omar, "A jug of wine, a loaf of bread—and thou . . ."

A Plea for Myriacycles

SPEAKING as one who was brought up on metres I found it as difficult to change over to kilocycles and megacycles as those brought up on feet did to change over to metres. This latter change was made, I believe, after the Berlin Radio Conference of 1903. It was, of course, all right to deal in metres in the days when wireless wavelengths ranged from about 200 metres upwards, but in these microwave days it would mean dabbling in decimals

and much use of what a certain V.I.P. anathematized as "those damned dots."

Unfortunately the changeover to frequencies instead of wavelengths hasn't killed the wretched dots which cannot always be seen at a glance by those like myself who have to use glasses. Personally, I found it very irritating to study the list of frequencies of the B.B.C.'s proposed f.m. stations in the September issue of *W.W.* Not one out of the whole 27 of them was a whole number. Surely it is a mistake to use megacycles at all? The word has no numerical value in its mother tongue, whereas the word myriacycle would really mean 100,000 cycles or, in other words, 100 kc/s. The list of frequencies to which I refer above would thus range from 881 mc/s to 945 mc/s; I use the abbreviation mc/s to distinguish it from the existing Mc/s.

Apart from the foregoing argument, the word miriacycle is more euphonious than megacycles, an important point to bear in mind as we technical people surely don't want to be regarded as more uncouth and uncivilized by poets, artists and men of letters than we are at present.

Watson-Watt's Bloomer

A KINDLY correspondent has sent me a newspaper cutting recording that Sir Robert Watson-Watt the radar pioneer had been fined in Ontario, Canada, for speeding after being caught in a special police trap in which use was made of the principles of radar. The *Star*, in a praiseworthy poem, compares his fate with that of Dr. Guillotine, the French physician who invented the instrument of execution which bears his name and by which he himself later suffered the extreme penalty.

I think, however, that a more homely instance of this sort of thing—although by no means so exact a parallel—is provided by the story of the late Mrs. Bloomer who, with modesty as her sole motive, invented the cycling garment which I cannot, of course, discuss in detail in the austere pages of *W.W.* She reckoned without the prejudice and prudery of the "refained" and the coarse jests of the vulgar, and so on her first outing awheel a blushing young constable was forced to escort her to the police station for her own protection. There was, in his opinion, a risk of "a breach of the peace being occasioned." It appeared that certain young bloods in the crowd with a boat-race-night mentality threatened to "debag" her, to use the jargon of a later age.



A remarkable photograph by Eric Hosking, F.R.P.S. of a newly hatched Avocet.

JUST HATCHED

An entirely new "Avo" Signal Generator has been developed and production will commence in the near future. The new instrument has a wide frequency coverage and has been specially designed to meet the requirements of the existing and proposed new Television and Frequency Modulation stations.

- Directly calibrated in frequency with a continuous band from 5 to 230 Mc/s over a scale length of approximately 60 inches.
- A special device enables precise frequency setting and discrimination over a narrow band anywhere within the main frequency range.
- A separate expanded scale covers the frequency modulation stations.
- A single switch selects CW, sine-wave modulated AM, square wave modulated AM and frequency modulated signals.
- The instrument is fitted with a comprehensive attenuator system.
- R.F. signal can be modulated from an external source.
- Internal modulation signals available for L.F. testing.



The Avocet, a rare species of bird which has returned to breed in England after an absence of a century, has been adopted by us and has been registered as our Trade Mark.

Fuller details and specification will be available shortly. Ask us to put your name on our mailing list.



THE AUTOMATIC COIL WINDER & ELECTRICAL EQUIPMENT CO., LTD.
WINDER HOUSE · DOUGLAS STREET · LONDON · S.W.1. Telephones: VICtoria 3404 (9 lines)

When it's a question of MINIMUM SIZES ...



**HUNTS
METALLISED PAPER
CAPACITORS**

HUNTS METALLISED PAPER CAPACITORS MIDGET MOLDSEAL TUBULARS **TYPE W99**

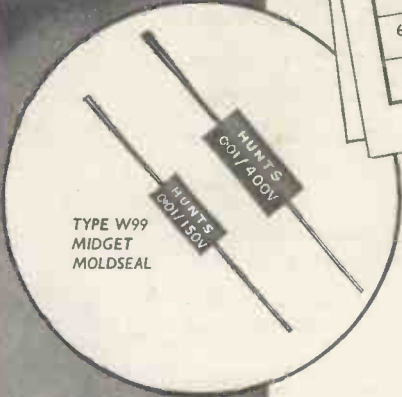
Specification
Heat moulded housing ensuring an adequate seal against moisture. Wire leads soldered directly to capacitor unit in a manner ensuring freedom from intermittent contact (strength of joint exceeds tensile strength of wire lead).

RANGES

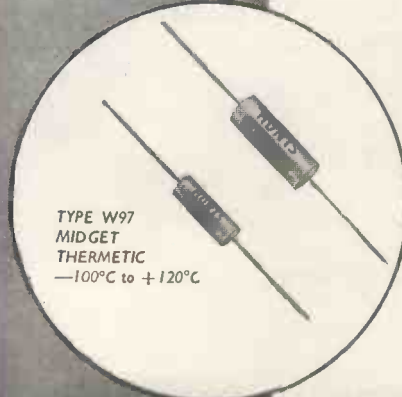
Working Voltage	Temperature Range	Capacitance μ F	Size *
150 D.C.	-40°C to +71°C	0.004 to 0.01 0.02 to 0.04	A B
400 D.C.	-40°C to +85°C	0.001 to 0.003 0.004 to 0.01	A B
600 D.C.	-40°C to +85°C	50pf to 0.001 0.002 to 0.004	A B
300 A.C.	-40°C to +71°C	50pf to 0.001 0.002 to 0.004	A B

SIZES * A = $\frac{1}{16}$ " x $\frac{1}{8}$ " B = $\frac{1}{8}$ " x $\frac{1}{8}$ "

Capacitance Tolerance:
Standard \pm 20% (Closer tolerance available)
Insulation Resistance:
20,000 megohm working voltage
Power Factor
than 2% at 1,000 per second at 20



TYPE W99
MIDGET
MOLDSEAL



TYPE W97
MIDGET
THERMETIC
-100°C to +120°C

Look to HUNTS!

For maximum reliability. Hunts capacitors for radio and electronic equipment include many types designed to meet the need of designers for decreased dimensions.

Type W99 listed above is just one example taken from Hunts unparalleled range of capacitors for every purpose.

Years of specialisation in nothing but capacitor design and manufacture has enabled us to achieve and maintain that long-lasting reliability, and outstanding performance which characterises every Hunt product.

Please write for leaflet giving full details of types for all applications.





V.H.F. POWER TETRODES

FOR F.M. & TELEVISION TRANSMITTERS

Transmitter designers are now offered a complete range of V.H.F. tetrodes by Mullard.

These high efficiency, high gain tetrodes make possible the design of transmitters with fewer valves and, consequently, reduced initial cost.

The higher overall efficiency of equipments fitted with Mullard tetrodes results in lower running expenses—a factor in the growing popularity of these valves in the world market. Further details of these tetrodes and other Mullard valves and tubes may be readily obtained from the address below.



PRINCIPAL CHARACTERISTICS

MULLARD TYPE No.	AMERICAN TYPE No.	CV TYPE No.	DESCRIPTION	BASE	HEATER (V) (A)	V _a max. (V)	P _a max. (W)	TYPICAL LOAD POWERS AND FREQUENCIES (W) (Mc/s)
QV06-20	6146	CV3523	V.H.F. Power Tetrode	Octal	6.3 1.25	600	20	42 60 20 175
QQV03-20A	6252	CV2799	V.H.F. Power double Tetrode	B7A	6.3 1.3 12.6 0.65	600	2x10	39 200 15 600
QQV06-40A	5894A	CV2797	V.H.F. Power double Tetrode	B7A	6.3 1.8 12.6 0.9	600	2x20	72 200 45 500
QY3-125	4-125A	CV2130	V.H.F. Power Tetrode	B5F	5.0 6.5	3000	125	300 120
QY4-250	4-250A	CV2131	V.H.F. Power Tetrode	B5F	5.0 14	4000	250	800 75
QV1-150A	4X-150A	CV2519	V.H.F. Power Tetrode	B8F	6.0 2.6	1250	150	156 165 112 500
QY5-3000A	6076	CV6076	V.H.F. Power Tetrode	Special 4-pin	6.3 32.5	5000	3000	3300 75 *3500 220

* 2 Valves in push-pull. Television service.

Mullard

MULLARD LTD., COMMUNICATIONS & INDUSTRIAL VALVE DEPT., CENTURY HOUSE, SHAFESBURY AVENUE, LONDON, W.C.2

MVT.169

FERRANTI

CATHODE RAY TUBES

A wide range of Cathode Ray Tubes and Valves for industrial and domestic use is manufactured by the Electronics Department. 14" and 17" Rectangular Tetrode Cathode Ray Tubes with Aluminized screens and 6.3 volt, 0.3 amp. heaters are available.

Enquiries to Electronics Dept., Moston, Manchester, 10.



SMALL HERMETICALLY SEALED INSTRUMENTS

Ferranti 2", 2½" and 3½" Hermetically Sealed Instruments for Service requirements are available in both moving coil and moving iron types for current and voltage measurement.




Enquiries to Instrument Sales Dept., Moston, Manchester, 10.



FERRANTI LTD · MOSTON · MANCHESTER 10

Head Office and Works : HOLLINWOOD · LANCs

London Office : KERN HOUSE, 36 KINGSWAY, W.C.2.



VIBRATORS · VIBRAPOWER UNITS
I.F. A.F. & MAINS TRANSFORMERS
COILS & CERAMIC SWITCHES

WRIGHT & WEAIRE LTD

131 SLOANE STREET · LONDON · SW1 · Telephone: SLOane 2214/5

INTRODUCING THE NEW

RD JUNIOR

AMPLIFIER AND CONTROL UNIT



Designed solely as the nucleus for domestic high fidelity installations, the new RD JUNIOR will, we believe, become recognised as the finest amplifier of its type so far produced in this country.

MAIN FEATURES

★ Power Output 8-10 watts ("UL" Class "A" p.p. EL84s) ★ Distortion .12% at 8 watts (.5% at 12 watts) ★ Frequency Response \pm .25 DB 20-30,000 c.p.s. ★ 20 DB NFB ★ Hum and Noise -80 DB below 8 watts ★ Specially developed output transformer employs C-core lamination material ★ Simplified speaker matching, three impedance ranges (2-3 ohms, 6-8 ohms and 12-16 ohms) selected by "impedance plug," no connections to change, no soldering ★ Ample spare power for radio unit ★ A.C. outlet for gram. motor ★ "Presence Plug" ensures optimum results when using G.E.C. "FR" speaker ★ Compact (11in. \times 6in. \times 5 $\frac{1}{2}$ in.), miniature valves throughout ★ Four accurate playback characteristics cover all records normally encountered ★ Two radio inputs, permitting use of FM feeder in addition to standard feeder ★ Simplified pick-up matching—pre-set V/C fitted to p.u. input ★ High input sensitivity (30-50 m/V) enables majority of modern pick-ups to be used ★ Independent variable low pass (distortion) filter (4.5 kc/s-8.5 kc/s)—invaluable with older records and poor radio transmissions ★ Switched Bass and variable Treble controls ★ Tape record and replay jacks on front panel ★ Styling—choice of panel and control knob colours, panel available in BLACK, IVORY, BRONZE or RED ★ Ultra compact construction simplifies installation, only 1 $\frac{1}{2}$ in. clearance required behind panel ★ Models available for 200-230-250 V. and 110-115-125 V. operation ★ Both units are semi-tropical and are covered by a TWO YEAR GUARANTEE.

PRICE

COMPLETE

£25

12-page Illustrated Booklet post free on request

Trade and Export enquiries invited.

ROGERS DEVELOPMENTS CO

MANUFACTURERS OF PRECISION BUILT SOUND EQUIPMENT

"RODEVCO HOUSE," 116, BLACKHEATH ROAD, GREENWICH, LONDON, S.E.10.

Telephone: TIDeway 1723.

Telegrams: RODEVCO, GREEN, LONDON.

PROFIT... BY EXPERIENCE

Type numbers in the Mullard system of valve type nomenclature are a form of shorthand giving brief technical details of each valve type. For instance, the Mullard EF91 is a miniature R.F. pentode with a heater rating of 6.3V. This, of course, is vital information, which indicates the sort of function the valve will perform. It is primarily intended for use as a R.F. amplifier or mixer valve in television receivers.

But just as vital as knowing what a valve will do, is knowing how long it will do it efficiently. The name Mullard before the type number means that the valve is the result of Mullard advanced quantity production techniques and extremely stringent quality control—the secrets behind the remarkable dependability of Mullard MASTER Valves.



*there is over 30 years' experience
behind the Mullard EF91*



PROFIT BY THE EXPERIENCE OF THIS SERVICE ENGINEER

Mr. J. Haskell of the Radio & Television Department of Messrs. Jordan's Garage, Ltd., Godalming, says:—

"It is not by mere chance that we use Mullard replacements. It is because our long experience in radio has proved that Mullard valves are consistently reliable and efficient—saving us time and trouble and ensuring the continued satisfaction of our customers."

Mullard

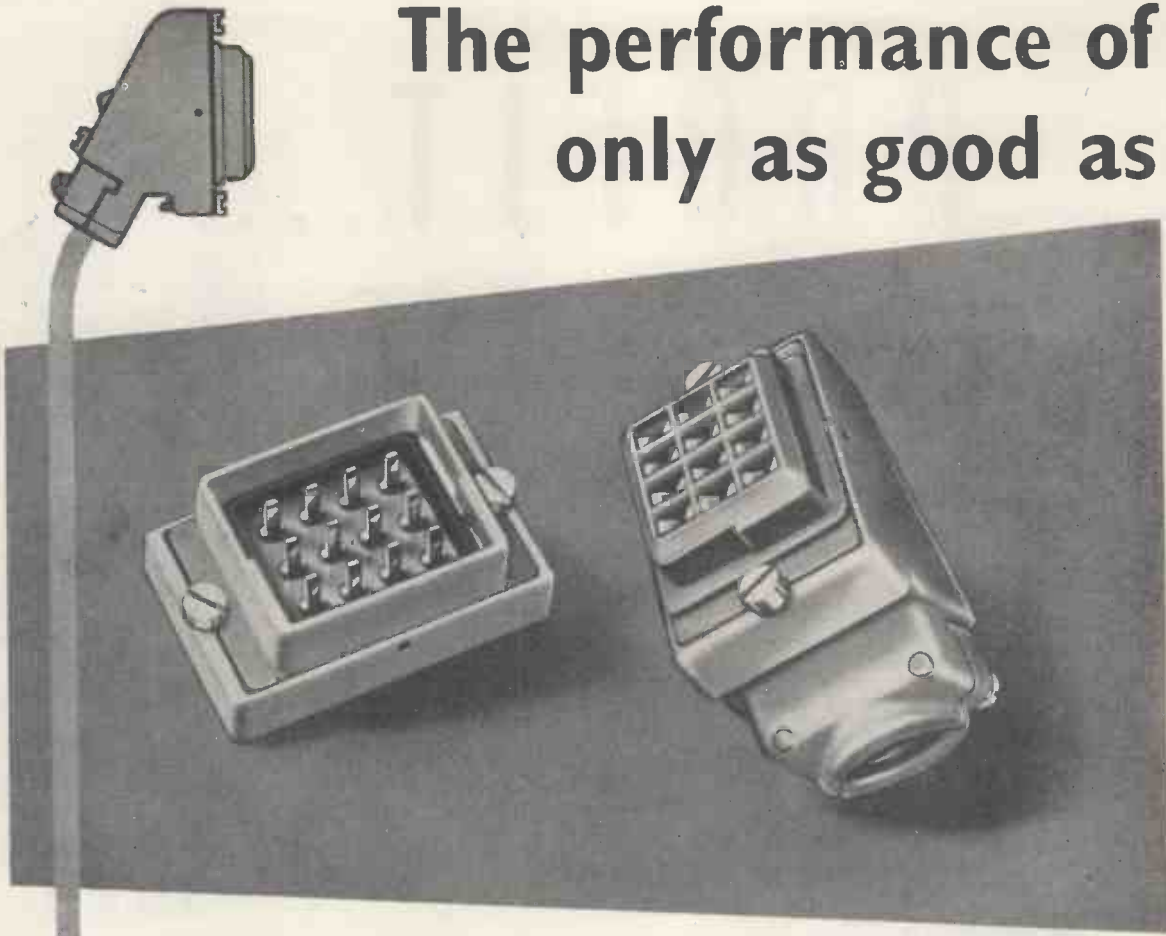
THE MASTER VALVE

PADIHAM BLACKBURN WANDSWORTH MITCHAM LYTHAM ST ANNES
WHYTELEAFE FLEETWOOD GILLINGHAM HOVE WADDON RAWTENSTALL



MULLARD LTD., CENTURY HOUSE, SHAFTESBURY AVENUE, LONDON, W.C.2

The performance of only as good as



Multiway Plugs and Sockets for quick action and positive contact

These reliable Plugs and Sockets, proved in service, provide a quick positive connection for up to 28 terminations. They need lower insertion pressure per contact than any comparable product, and when fully mated a dust and damp proof seal is provided between Plug and Socket. Considerable latitude in matching can be allowed when they are used in rack mounting applications.

These components are in regular use by :— The English Electric Co. Ltd., Messrs. Marconi's Wireless Telegraph Co. Ltd. and Messrs. Standard Telephones & Cables Ltd.

**4
WAY**

**8
WAY**


**12
WAY**

**20
WAY**

**28
WAY**

PLEASE WRITE FOR FURTHER DETAILS TO

any equipment is its terminals



These versatile Miniature connectors provide perfect coupling between co-axial cables and instruments, and are extensively used in Television, Radar, and Communications equipment. They are 100% pressure and flash tested before despatch. The full range consists of a variety of Cable and Panel Mounting units of either plug or socket type, and a recent addition is an elbow connector for applications where it is desired to keep the face of the panel clear. Suitable for use with co-axial cable Uniradio 32 and 43.

Miniature hermetically sealed Co-axial Plugs and Sockets to RCS.322

A.I.D. & A.R.B. - APPROVED

POWER CONTROLS

L I M I T E D

Announcing-
**PHOTO
PRINTED
CIRCUITS**



**Entirely new, fully proved
techniques now available
to the trade**

PATENTED AND PATENTS PENDING

These advanced techniques of photo-printing electronic circuits and components were demonstrated with outstanding success at the recent FARNBOROUGH AIR DISPLAY and at the 1954 RADIO SHOW.

They are now fully available for use by the Trade.

A complete departure from conventional methods, the new techniques are fully covered by patents and patent applications under which the Proprietors are prepared to grant licences on reasonable terms.

Complete freedom to use new process

Following an exhaustive search into existing patents, legal experts have advised that these techniques are entirely new and may be used with complete freedom by the Proprietors and their licensees.



PHOTO PRINTED CIRCUITS

Enquiries regarding manufacture and licences should be made to:

NORTON & GREGORY LTD

GUILDFORD ROAD · BISLEY · SURREY

Telephone: BROOKWOOD 2200

THE NEW E.M.I. 25 Mc/s OSCILLOSCOPE

For Research, Design, Production Testing and Servicing.

A new all-purpose wide range precision measuring oscilloscope based on a simple, economic and well tried design.

The WM.5. which is console (or 19" rack) mounted, has provision for six additional sub-units which can be used individually or suitably combined to extend the performance of the oscilloscope to meet almost any requirement within the fields of:—High definition radar, Nucleonic investigation, Electronic computing, Television studio and transmitter equipment, H.V. Pulse test and general electronic measurement.

BASIC OSCILLOSCOPE—SPECIFICATION.

EMITRON CRT. TYPE 4EP1. Post Deflect Accel. 10KV max.

Diameter 10 cms. Side arm plate connections.
Sensitivity — X Plates. 0.1 mm/V — 1.0 mm/V (A: 5KV — 0.5 KV).
Y Plates. 0.174 mm/V — 1.74 mm/V (A: 5KV — 0.5 KV).

TIME MEASUREMENT

100 milli-seconds — 10 milli-micro-seconds ($\pm 2\frac{1}{2}\%$) in 11 ranges.

VOLTAGE MEASUREMENT

500V — 100 mV ($\pm 2\frac{1}{2}\%$) in 7 ranges. Extended to 10mV with suitable sub units.

VOLTAGE REFERENCE

Voltages can be measured relative to external circuit potentials up to ± 500 volts.

SWEEP SPEED RANGE

150 cms/microseconds (5×10^{-9} sec/cm) to 33 cms/sec. (3×10^{-3} sec/cm).

Z INPUT

10Vpp for beam cut off (brightness control normal). Cathode modulation frequencies up to 100 Mc/s.

RATE PULSE OUTPUT

10Vpp repetition as time base (100 Kc/s — $\frac{1}{2}$ c/s). Rise time 0.15 microseconds.

SAWTOOTH OUTPUT

100Vpp repetition as time base (100 Kc/s — $\frac{1}{2}$ c/s).

PHOTO SWEEP

Single sweep for photo recording of transients, subsequent few sweeps before blackout of tube give reference trace which can be preset to any voltage up to ± 500 V D.C.

SWEEP DRIVE

Min of 0.1Vpp to trigger time base.

SWEEP & DRIVE CIRCUIT FEATURES

- (a) Phase Selector—Ultimate trigger or sync potential selected from a positive or negative wavefront.
- (b) Time Base—Recurrent or Triggered and delayed/undelayed.
- (c) Delay period/sweep period ratio—
240 max. 1 min. (shortest time range).
24 max. 1 min. (longest time range).

DUAL INPUT AMPLIFIERS	BANDWIDTH	* SENSITIVITY (EHT.10KV)	* SENSITIVITY (EHT.1KV)
X { Gain X3 Gain X17	D.C.— 8 Mc/s. D.C.— 6.5 Mc/s.	0.33 mm/V. 2 mm/v.	3.3 mm/V. 20 mm/V.
Y { Gain X6 Gain X12	D.C.—25 Mc/s. D.C.— 9 Mc/s.	1 mm/V. 2 mm/V.	10 mm/V. 20 mm/V.

* Extended to 500mm/V with suitable sub unit.




E. M. I. FACTORIES LTD.

Head Office: HAYES, MIDDLESEX Telephone: SOUTHALL 2468
Telegrams & Cables : EMIFACTORY, LONDON

TYPE WM.5.

NEW FEATURES

- 1 **NEW CRT—CONTINUOUSLY VARIABLE EHT. 1-10KV.**
Gives deflection sensitivity ratio control from 1 to 10 with unaltered frequency response. Enables selection of optimum operating condition for definition/writing speed/repetition rate and deflection sensitivity.
- 2 **Y AMPLIFIER D.C.—25 Mc/s. (No Overshoot.)**
Differential input channels for signal time comparison and mixing.
- 3 **LINEAR PRE-SWEEP SIGNAL COMPRESSION.**
Provides a linear pre-sweep vertically displaced from the normal sweep. Pre-sweep (duration 1 sec.—10 microseconds) can be varied from 1 to 240 times the normal sweep duration. Any series of complex waveforms can be displayed in compressed form on the pre-sweep and from this any small section can be identified and transferred to the normal sweep for display and measurement in expanded form.
- 4 **DELAYED SWEEP:—**
Sweep may be delayed with respect to input trigger by 10 microseconds—1 sec. (in accordance with time range).
- 5 **INSTANTANEOUS AC/DC VOLTAGE MEASUREMENT. (No calibration markers required.)**
Null indication C.R.T. Long scale voltmeter readings unaffected by amplifier or CRT non-linearity.
- 6 **INSTANTANEOUS TIME MEASUREMENT. (No calibration markers required.)**
High accuracy time readings are meter presented.



WM.5. SUB UNITS.

INPUT UNIT TYPE 1—A special coupling unit for X,Y,Z. or sweep drive channels of the WM.5.
High input impedance via cathode follower probe. 0.5 microseconds signal delay.
Bandwidth—40 Mc/s.

PRE-AMPLIFIER TYPE 3.
Bandwidth—40 Mc/s. Gain x 10.
Input and Output Impedances - 300 ohms.

OTHER

E·M·I EQUIPMENT



OSCILLOSCOPE TYPE WM.1.

An inexpensive general purpose oscilloscope, incorporating the E.M.I. valve voltmeter measurement system. Voltage Measurement: $\pm 0.5 - \pm 500$ volts AC/DC. Instantaneous reading.



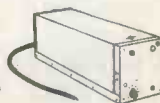
OSCILLOSCOPE TYPE WM.3B.

A compact general purpose portable oscilloscope with facilities for rapid precision time and voltage measurements. Voltage measurements by instantaneous metering system } (± 10 mV - ± 500 V. AC/DC.) No calibration markers required. This instrument can be supplied with trolley.



OSCILLOSCOPE TYPE 3794.TA.

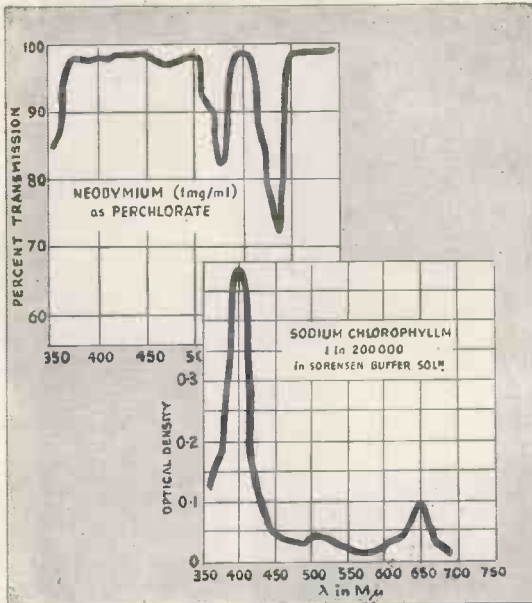
A trolley mounted multi-purpose precision measuring oscilloscope CRT. EHT-5kV. Voltage measurements by instantaneous metering system. (± 50 mV to ± 500 V. AC/DC.)



DISTRIBUTED AMPLIFIER TYPE 2B.

A unit designed for use with high speed oscilloscopes to provide amplification over a very wide frequency spectrum (50 c/s—100 Mc/s) at high output voltage levels.

CONSTANT VOLTAGE TRANSFORMERS IN RESEARCH



Percentage Concentration....?

CONSTANT VOLTAGE *required!*

The Physicist tells us that with an electrical light source:

$$\text{Intensity} \propto (\text{Volts})^4$$

Hence in all photometric devices as used in spectroscopic analysis, it is essential that a reliable stabilized voltage supply is available. The research chemist turns to "Advance" Constant Voltage Transformers to fulfil this need for which they are so admirably suited.

*Full details given in folder
W15, gladly sent on
request.*

*The illustration of
spectrophotometer by courtesy of
Unicam Instruments.*

Advance
CONSTANT VOLTAGE
TRANSFORMERS



ADVANCE COMPONENTS LIMITED
MARLOWE ROAD, WALTHAMSTOW, LONDON, E.17.

Telephone: LARKSWOOD 4366

Mr. Hardy, Hudson's Chief Engineer, hands over to the Chairman of the Horten taxi-owners association the fleet of taxis fitted with Hudson radio-telephone equipment, 13th September, 1954.



Hudson

OF LONDON

install

THE LARGEST

TAXI R.T. SYSTEM IN NORWAY

SINCE Horten, sixty miles from Oslo, is the first town in Norway to have radio-telephony installed in an entire fleet of taxis, it is natural that the event aroused considerable interest and was reported at length in the Horten press, whose reporters participated in an extensive trial run and test. Our Chief Engineer flew to Horten to supervise the setting up of the fixed station and the equipping of the taxis. Thus, Norway has become yet another overseas country to use British made Hudson radio-telephone equipment.



Model AM/150/M, the transmitter and receiver unit fitted to Horten taxis. Combines high performance and economical battery consumption with low maintenance cost. For use in cars, commercial vehicles and ships.

LIST OF MODELS

AM/250/M, 5-watt Vehicle Station, 60 to 100 Mc/s.
 AM/250/M MK.2, as above, but with P.A.
 AM/150/M, 5-watt Vehicle Station, 100 to 185 Mc/s.
 AM/250/F, 6-watt Fixed Station, 60 to 100 Mc/s.
 AM/150/F, 5-watt Fixed Station, 100 to 185 Mc/s.
 AM/150/F/10C, 10-Channel AM Marine Radio Telephone.


HED.102, Walkie-Talkie, 60 to 132 Mc/s.
 FM.101, 10-watt FM Fixed Station, 60 to 185 Mc/s.
 FM.101/10C, 10-Channel FM Marine Radio Telephone.
 FM.102/4C, 10-watt, 4-Channel FM Vehicle Station, 60 to 185 Mc/s.
 HED.113, 50-watt Fixed Station, AM or FM, 60 to 185 Mc/s.

Supplied to the G.P.O. and Home Office.

HUDSON ELECTRONIC DEVICES LTD.

APPACH ROAD, LONDON, S.W.2

TEL. TULSE HILL 4861



from every
point of view

“Frequentite” is the most suitable insulating material for all high frequency applications. Seventeen years ago we introduced the first British-made low-loss ceramic, and consultation with us before finalising the design of new components is a wise precaution.

STEATITE & PORCELAIN PRODUCTS LTD.

Head Office: Stourport-on-Severn, Worcestershire. Telephone: Stourport 111. Telegrams: Steatoin, Stourport



S.P.77

LOCKWOOD

Standard Loudspeaker Cabinet

This new 'LOCKWOOD' model has been manufactured to meet the demand for a cabinet of high quality, and in conjunction with various loudspeaker units and high fidelity apparatus is capable of giving reproduction of a very high order.

*A vented design developed from the Monitoring Loudspeaker Cabinet used by The British Broadcasting Corporation (BBC. PAT. 696,671), this enclosure is, we believe, the sensible approach to the problem of providing good quality in the home at a reasonable price.


The combination of good materials and first class workmanship is incorporated in a functional design, and this cabinet is acceptable in most furnishing schemes. It can be manufactured in exotic veneers additional to the almost traditional Oak, Mahogany or Walnut, or alternatively in coloured finishes, suitable for Broadcasting and Television Studios. **£35**

A brochure, free on request, fully explains this new model and why it is supplied ready to assemble.

EXPORT & TROPICAL MODELS AVAILABLE.

Trade enquiries invited.

DEMONSTRATIONS BY APPOINTMENT ONLY.



LOCKWOOD

Acoustically Designed Cabinets

* "Wireless World," November & December, 1950.


LOCKWOOD & Co · LOWLANDS ROAD · HARROW · MIDDLESEX



Time, money, tempers
-all lost if you prepare
a portable radio
design and then
find you haven't
left room for
the battery.
Naturally, Ever Ready
can supply special
units, but it's so
much simpler to call
us in early so that
your set is designed,
if possible, to take
one of our many
standard batteries.



DRY BATTERIES FOR RADIOS



* If you have a design problem involving dry batteries, get in touch with us at Hercules Place, Holloway, London, N.7 Telephone: ARChway 3030.



The
W.90a
DUAL BAND
Standard
Television

The synchronising waveform is strictly in accordance with British Television Standards.

SIGNAL GENERATOR

TECHNICAL SPECIFICATION

R.F. OUTPUT: Sound and vision carriers are independently adjustable for frequency throughout each band.

FREQUENCY RANGE: (Vision and Sound):

Band I: 40 to 70 Mc/s. continuously variable.

Band III: 170 to 220 Mc/s. continuously variable, **CALIBRATION ACCURACY** $\pm 0.5\%$

LEVEL: (peak white vision): 1 μ V to 100 mV pp.

(sound) 1 μ V to 100 mV r.m.s.

Regulated by independent R.F. controls and calibrated meter, in conjunction with multiplier of 20 db steps. A higher output of approximately 500 mV is available for multi-distribution.

OUTPUT IMPEDANCE: 75 ohms unbalanced.

SOUND MODULATION: 0-30% at 1,000 c.p.s. sinusoidal.

The sound generator can also provide unmodulated C.W. or may be externally modulated from a radio receiver or pick-up, etc.

VIDEO MODULATION: The video modulation is in accordance with the B.B.C. standards and includes horizontal and vertical blanking pulses and the correct synchronising pulses. The ratio of sync to modulation is carefully maintained, and the half-line frame pulses and the front and back porches of the line pulses are included.

The following patterns may be obtained via switches on the front panel:—

1. Blank black raster for sync separator checking.
2. Blank white raster for interlace checks and hum or breakthrough checking.
3. Line modulated with $\frac{1}{2}$ μ S pulses, rise time 0.1 μ S approximately, for checking line linearity. V.F. response, "ringing," etc. The vertical rulings produced are variable in number from 1 to about 40 per line.
4. Line modulated at 2 Mc/s, 2.5 Mc/s, and 3 Mc/s. for checking receiver bandwidth and definition. The definition lines are accompanied by marker lines at pre-determined intervals to facilitate observation of displayed response.
5. A centre black bar can be inserted for checking linearity by the two halves method.
6. Frame modulated with a graded step waveform for contrast and V.F. stage checking (Gamma).
7. Frame modulated with wide black bars for checking L.F. response.
8. Frame modulated with thin lines for checking frame linearity.

Any of the line and frame patterns may be combined to produce a complex pattern; for example, patterns 3 and 8 provide a crosshatch pattern suitable for observing "pin-cushion" and "barrel" distortion and the combined effect of non-linearity of line and frame.

VIDEO OUTPUT: The complete video waveform is available for V.F. checks and the complete sync waveform is brought out separately. Line and frame blanking pulses are also brought out separately for use with flying spot scanners or monoscope tubes. The video output is 5 v. pp. at 166 ohms positive or negative. An alternative model is available with a single positive output of 1 v. pp. at 75 ohms.

GENERAL: The master frequency is adjustable and may be locked to the mains or unlocked for hum checks. Independent amplitude and frequency control of the sound and vision carriers facilitates observation of Sound-on-Vision or Vision-on-Sound interference. The generator is rated for continuous operation. The oscillator sections are carefully filtered and well shielded and the external stray fields are negligible. The instrument with self-contained power supply is contained in a black crackle-finished steel case with carrying handles. The case may be removed where it is desired to mount the generator in a rack.

POWER SUPPLY: 200/250 volts, 50 cycles, A.C. Mains.

SIZE: 17in. long x 9in. high x 10in. deep.

A complete television signal source intended for development, production and service departments. A comprehensive series of test patterns is provided, allowing complete determination of receiver performance. Sound and vision signals at adjustable relative levels are available over both television Bands I and III. The two signals may be used, simultaneously or independently, and a calibrated output attenuator is fitted. Provision is made for internal or external modulation of sound carrier. The generator is rated for continuous operation, and a high degree of stability has been achieved. Price £180 nett.

A **waveforms** PRODUCT

7

Sound

Reasons

for choosing

MSS

Direct

Recording

Disks

NEGLECTIBLE BACKGROUND NOISE

M.S.S. disks permit of a dynamic range greater than 60 db. at 78 r.p.m. (max. stylus vel. 8 cm/sec., r.m.s.) and greater than 54 db. at 33 r.p.m.

WIDE FREQUENCY RESPONSE

The quality of the equipment used is the only likely limitation of the recording range of M.S.S. disks.

CLEAN SWARF THROW

The anti-static properties of M.S.S. disks ensure that with a correctly designed cutter the swarf is thrown towards the centre of the disk in a manner allowing of easy removal.

HIGH RESISTANCE TO WEAR

The groove walls of all M.S.S. disks will stand up to constant playback without diminishing the level of the higher frequencies.

SUITABILITY FOR PROCESSING

M.S.S. disks fulfil all processing needs; a special feature is the absence of the 'horn' or 'hangnail' at the groove edges even at high stylus velocities — a valuable advantage in microgroove recording.

RESISTANCE TO AGEING AND CLIMATE

M.S.S. disks can be stored, blank or recorded, for indefinite periods under extremes of climate without loss of quality or performance.

FOUR GRADES SAVE YOU COST

A grading system based on selection enables you to choose the right priced disk for the job. For example, top grade disks must be beyond reproach in appearance as well as performance, and are, therefore, selected to conform to extra stringent standards of quality.

You can be certain of a perfect recording with M.S.S. disks. That is why so many leading recording and broadcasting companies throughout the world always use them. Let us send you further information on the four grades of M.S.S. disks available.

Contractors to
The Admiralty
General Post Office
Ministry of Supply
British Broadcasting Corporation



M.S.S. RECORDING COMPANY LIMITED

POYLE CLOSE, COLNBROOK, BUCKS, ENGLAND. Phone: COLNBROOK 284

Manufacturers of Sound Recording Equipment

The Invisible link with the Isolated Community



V.H.F.

RADIO TELEPHONE

- ★ No Change in Normal Telephone Operating Procedure
- ★ Mains or Battery Operation
- ★ Signalling Units for All Types of Circuit

The V.H.F. link provides the most practical means of direct communication between isolated communities in all areas where the nature of the terrain or distance involved preclude the use of open wires for junction or subscribers' lines. Dialling facilities can be employed, and the radio equipment can be interposed in a standard line circuit in any part of a telephone system without modification to switching equipment.

*Exchange
equipment bay*




*Subscriber
pole-mounted
battery operated
unit*

AUTOMATIC TELEPHONE & ELECTRIC CO. LTD.

Radio & Transmission Division, Strowger House, Arundel Street, London, W.C.2. 'Phone: TEMple Bar 9262. 'Grams: Strowgerex London.

This low frequency oscillator costs only £75

(Bench stands 1 gn. extra)



This reasonably-priced low frequency oscillator is extensively used in the aircraft industry and elsewhere as a convenient source of signals down to 1.15 c.p.s. for the testing and calibration of vibration recorders, servo systems etc. It is also widely used in medical research and clinical work for the calibration of biological amplifiers and recorders, and low frequency wave analysers.

Brief Specification :

TYPE	FREQUENCY RANGE	OUTPUT	INPUT	CONSTRUCTION
Resistance capacity, with automatic amplitude control effective over the whole frequency range.	1.15 c.p.s. to 5,500 c.p.s.	Sine wave 50 volts peak to peak push-pull, with built-in attenuator.	200-250 volts, 40-60 c.p.s.	Standard 19" rack mounting, but also suitable for bench use. Bench stands available.

NOTES. An incremental switch is fitted. Provision is made for mixing other signals with the output.

Immediate delivery from

EDISWAN

RADIO DIVISION · THE EDISON SWAN ELECTRIC COMPANY LIMITED

Member of the A.E.I. Group of Companies

155 Charing Cross Road, London, W.C.2. Telephone: Gerrard 8660. Telegrams: Ediswan, Wescent, London




FLAME POLISHING AT 2050°C





makes WINDSOR the most sought-after sapphire stylus

At last—the first scratch-free cone is now available! There can be no harmful substance embedded in a WINDSOR sapphire stylus, to scratch and damage precious records.

Why? Because the WINDSOR method of polishing is to turn each point in flame, at 2050°C. This temperature makes steel look like orange juice; its effect on sapphire is to double its tensile strength. A de-stressed, re-crystallized sapphire is produced. The point, which is rounded to perfection, is completely free from abrasive substances.



Holdered in all the usual
WINDSOR
family range:

-  Midget
-  Straight
-  Trailer
-  Cantilever
—for
use in the B.S.R.
MONARCH.

We call this stylus the WINDSOR FLAME-FASHIONED SUPER SAPPHIRE. *Super* because it's the hardest, smoothest, most durable ever made.

ONLY 5/6 EACH

inc. tax, from all retailers.

WINDSOR

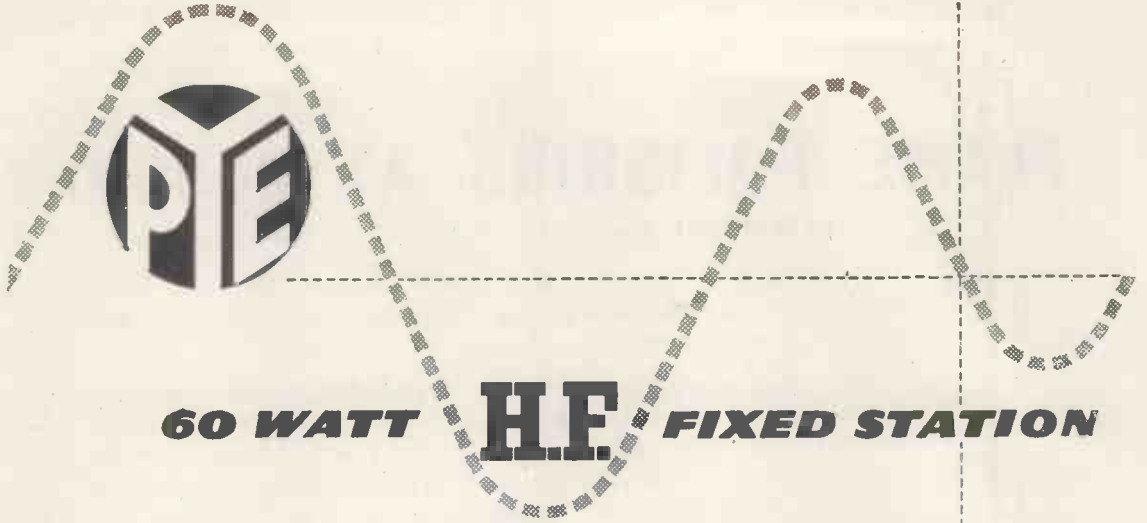
FLAME-FASHIONED SUPER SAPPHIRE

Made exclusively by

SAPPHIRE BEARINGS LTD., 96a MOUNT ST., LONDON, W.1



Easily the world's largest makers of Sapphire Styli



This completely new Pye equipment has been specifically designed for point-to-point communication and will fulfil equally well a ground-to-air role in air traffic control systems.

Push button control brings any one of four preselected channels into immediate operation; this facility is also available when the equipment is installed for remote unattended operation. The 60 watt Fixed Station Transmitter offers R/T, C/W, or M.C.W. operation with 'break-in' facilities on telegraphy.

The equipment is suitable for unattended operation in the tropics.



Telecommunications

CAMBRIDGE ENGLAND



Pye (New Zealand), Ltd.,
Auckland C.I., New Zealand.

Pye Canada, Ltd.,
Ajax, Canada.

Pye-Electronic Pty., Ltd.,
Melbourne, Australia.

Pye Ireland, Ltd.,
Dublin, Eire.

Pye Radio & Television (Pty.) Ltd.,
Johannesburg,
South Africa.

Pye Limited,
Plaza de Necaxa 7,
Mexico 5.


Pye Limited,
Tucuman 829,
Buenos Aires.

Pye Limited,
5th Avenue, Bdg.,
200 5th Avenue, New York.

PYE LIMITED • • CAMBRIDGE • • ENGLAND




Instrument Type



Industrial Type



Miniature Moving-Coil Type



Pneumatic Time-Delay Type

Also manufacturers of:- Cartridge Thermostats,
Adjustable Contact Thermometers,
Magnetic Amplifiers,
Low-Inertia Integrating Motors.




—the first
name for
precision

RELAYS

Comprehensive technical data of our extensive range of standard relays will be forwarded on request

Most types now available for PROMPT DELIVERY

ELECTRO METHODS LTD. (Division WR), CAXTON WAY, STEVENAGE, HERTS
PHONE: STEVENAGE 780



High Q inductance coils

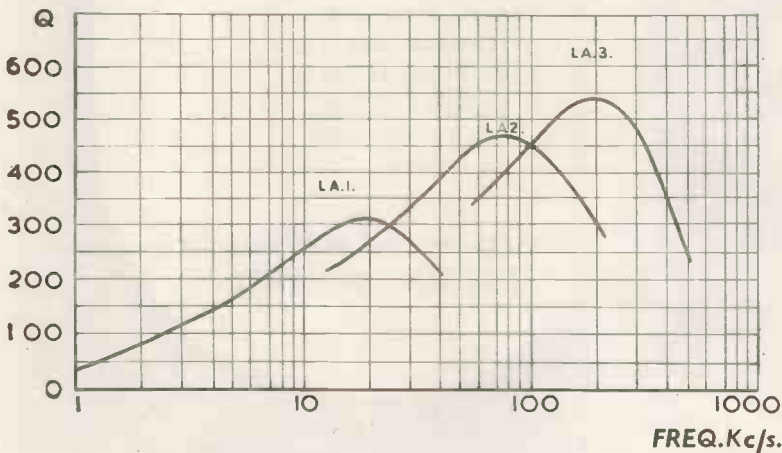
wound on Ferrocube cores

DESIGNERS of compact and efficient tuned circuits and wave filters are making ever-increasing use of Mullard high Q inductance coils.

Based on Ferrocube, the world's most advanced magnetic core material, these coils combine small size with an inductance of up to 30 henries over a wide frequency range. Furthermore, their convenient shape and self screening properties facilitate either individual mounting or stacking.

Full details of these and other high grade components now available from Mullard will be gladly supplied on request.

TYPICAL Q VALUES



Special Features

- Small size
- Low hysteresis loss factor
- High value of inductance
- Low self capacitance
- Controllable air gap facilitating inductance adjustment
- Self screening
- Controlled temperature coefficient
- Operation over a wide frequency range
- Easily mounted

Mullard



'Ticonal' permanent magnets,
'Magnadur' ceramic magnets,
Ferrocube magnetic cores.



*Stand-off
Insulator*

*X-Ray
Tube
Shield Window*



Cast in ARALDITE

For moulding, potting or sealing purposes, no resin can compare with 'Araldite'. Added to remarkable electrical and mechanical qualities, it offers outstanding adhesion to metals, while shrinkage in setting is exceptionally low. 'Araldite' resists high temperatures, humidity and corrosive agents and fulfils the Services specification for sealing and potting electrical equipment.

Our illustrations are of three components from Pantak Ltd., Slough, makers of X-ray equipment. Such mouldings must combine high mechanical strength with the capacity to withstand high voltages. They exemplify the versatility of 'Araldite' epoxy resins.

*Cable Socket
casting incorporating
brass insert*



These are the new Epoxies!

'Araldite' (regd.) epoxy resins are obtainable in the following forms:—

- Hot and cold setting adhesives for metals and most other materials in common use.
- Casting Resins for the electrical, mechanical and chemical engineering industries.
- Surface Coating Resins for the paint industry and for the protection of metal surfaces.

Full details will be sent gladly on request.

Araldite epoxy casting resins

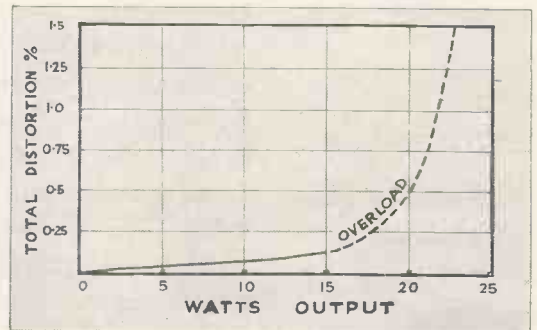

Aero Research Limited

DUXFORD, CAMBRIDGE. Telephone: Sawston 187. A Ciba Company.

There are those who consider that there is little to choose in the range of power amplifiers now available—perhaps because the power amplifier is usually considered the “easy” part in the search for audio perfection. Why is it then that leading engineers are so enthusiastic about the QUAD II design?

... on feedback and linearity

They like the unique integrated feedback to provide complete stability independent of phase changes in the load current . . . the method used for eliminating the loop gain outside the audio range without prejudice to the input signal . . . the way that feedback is again used to provide optimum design stage by stage and to control the effective time constants. They like its use yet again to provide a unique self-balancing phase changer without the usual asymmetry to the H.T. line. They like, too, the fact that the specification is fully met with commercially tested valves without matching or alignment of any kind. They extol the conservative ratings and restoration from overload (several nation-wide broadcasting corporations officially uprate the output to 20 watts, since with this degree of overload, distortion is still well within their acceptance figures).



Linearity and overload of the QUAD II amplifier

Good engineering for the best performance* also results in greater efficiency. Compare the size of the QUAD with any other amplifier of approaching specification. Note the size of the output transformer which results from optimum choice of flux and core material to suit design requirements.

The QUAD II power amplifier is primarily designed as part of the complete QUAD II amplifier. The power amplifier is also supplied separately as a quality standard when with a suitable input transformer it can be fed direct from a 600 ohm line.

* The unique output stage design principles are discussed in *Wireless World*, September, 1952.

The QUAD II is available throughout the world. Fully stocked servicing organisations are now operating in Canada, throughout U.S.A., Panama, Canal Zone, Trinidad, Jamaica, Venezuela, Australia, Malaya, Singapore, Japan, Hong Kong, Burma, India, Ceylon, Pakistan, South Africa, Portugal, Italy, France, Switzerland, Belgium, Norway and Sweden.



ACOUSTICAL MANUFACTURING CO. LTD., HUNTINGDON, ENGLAND

COSSOR

AIRFIELD SURVEILLANCE

RADAR (ACR MK. VI)

*now installed at
LONDON, ZURICH
and on Royal Dutch
Airforce aerodromes*



- **PERMANENT ECHO CANCELLATION**
- **G.R.D.F SUPERIMPOSITION**
- **60 MILES RANGE**
- **VIDEO MAPPING**

THE COSSOR GROUP OF COMPANIES • Highbury Grove • London • N.5
A. C. COSSOR LTD • STERLING CABLE CO., LTD • COSSOR RADAR LTD
BEST PRODUCTS LTD • COSSOR (CANADA) LTD • BEAM INSTRUMENTS INC., (U.S.A.)

ELAC closed field...



... LOUDSPEAKERS

These loudspeakers have been designed to provide minimum magnetic interference together with high acoustic efficiency. ELAC Elliptical and round loudspeakers are used in most of the leading Television and Radio receivers.

PRICES INCLUDING P.T. FOR LOUDSPEAKERS LESS TRANSFORMER AS FROM NOV. 1st. 1954.


7" x 4" Elliptical	Flux 6,500 Gauss	21/10	6½" PM. 6G	Flux 6,500 Gauss	21/10
3½" PM. 3G	Flux 6,500 Gauss	19/10	8" PM. 8D	Flux 7,500 Gauss	29/1
5" PM. 5G	Flux 6,500 Gauss	20/6	10" PM. 10D	Flux 7,500 Gauss	34/4



ELECTRO ACOUSTIC INDUSTRIES LTD.

Stamford Works, Broad Lane, Tottenham, N.15

This
ALUMINIZED
Picture tube gives



60% brighter pictures
more contrast
extra tube life

AN Ediswan Mazda aluminized picture tube gives a picture 60% brighter and more contrasty than is possible with an ordinary tube.

In addition, Ediswan aluminizing protects the screen from ion burn and, with the new Ediswan ion trap tetrode gun to protect the cathode, tube life is increased.

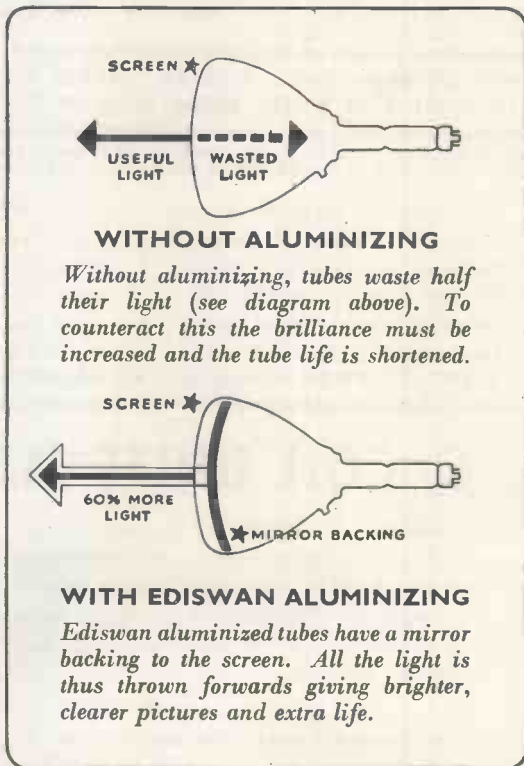
Ediswan production methods, which include the special in-line vacuumizing system, ensure a higher, more uniform standard of lasting efficiency. For complete satisfaction demonstrate and recommend Ediswan Mazda aluminized picture tubes.

EDISWAN
 M A Z D A

ALUMINIZED CATHODE RAY TUBES

THE EDISON SWAN ELECTRIC COMPANY LIMITED,
 155 Charing Cross Road, London, W.C.2 and Branches.

Member of the A.E.I. Group of Companies.



NATION WIDE SERVICE


6 fully equipped cathode ray tube service depots provide better, quicker tube testing should the need arise. Stocks of tubes are available in 26 Ediswan Offices. Only Ediswan give such complete backing to the Trade.

RV9

OSMOR

radio products ltd.

(Dept. W.60) 418 BRIGHTON RD, SOUTH CROYDON, SURREY. Telephone Croydon 514819



These really powerful units in compact form give quality and performance right out of proportion to their midget size and modest cost. Osmor "Q" Coilpacks have everything that only the highest degree of technical skill can ensure—extra selectivity, super sensitivity, adaptability. Size only 1½ x 3½ x 2½ with variable iron-dust cores and Polystyrene formers. Built-in trimmers. Tropicalised. Prealigned. Receiver-tested and guaranteed. Only 5 connections to make. All types for Mains and Battery superhets, and T.R.F. receivers. Ideal for the reliable construction of new sets, also for conversion of the 21 Receiver, TR.1196, Type 18, Wartime Utility and others. Send to-day for particulars!

SEPARATE COILS 4/-

A full range is available for all popular wavebands and purposes. Fully descriptive leaflets and connection data available. (Optional) new simple fixing 2d. extra. Just note these "5 Scar" Features. * Only 1in. high. * Packed in damp-proof containers. * Variable Iron-dust cores. * Fitted tags for easy connection. * Low loss Polystyrene formers. L. or M.W. T.R.F. REACTION COIL TYPE QR 11-12, 4/9. A range of coils for F. M. Receivers shortly available. A special design of coils now available for reflex circuits.



OSMOR STATION SEPARATOR

The Separator may easily be tuned to eliminate any one station within the ranges stated and fitting takes only a few seconds. Sharp tuning is effected by adjusting the brass screw provided.



7'6
COMPLETE

TYPE METRES

1	141-250
2	218-283
3	267-341
4	319-405
5	395-492
6	455-567
7	1450-1550
8	410-550 k/c.

CHASSIS CUTTER



Type	Hole Sizes	Prices
1	1in. x 1½in.	19/6
2	¾in. x 1½in.	18/9
3	¾in. x 1¼in.	22/6
4	1¼in. x 2in.	27/3

Illust. list on request.

I.F.s. 465 k/c. Permeability-tuned with flying leads. Standard size 1½in. x 1½in. x 3½in. For use with OSMOR coilpacks and others, 14/6 pair. Midget I.F.s. 465 k/c. ¾in. x ¾in. x 2½in., 21/- pair. PREALIGNED. 1/6 extra, both types.

FREE!

Send 5d. (stamps) for fully descriptive literature including "The really efficient 5-valve Superhet Circuit and Practical Drawings," 6-valve ditto, 3-valve (plus rectifier) T.R.F. circuit, Battery portable superhet circuit, Coil and Coilpack leaflets, Chassis Cutter leaflet, and full radio and component lists, and interesting miniature circuits, etc.

DIALS—VARIOUS DIALS CALIBRATED TO COILS
Metal dials, overall size 5½in. square. Cream background, 3-colour Type Ml, L.M.S. waves. M2, L. & M. waves. M3, M. and 2 S. waves. Price 3/6 each. Pointer 1/6; Drum, Drive, Spring and Cord, 3/2. Type A glass dial assembly, measuring 7in. x 7in. (9½ x 9½ overall). Mounts in any position. Choice of two 3-colour scales, 24/6. P. & P. 1/6.

OUR TECHNICAL DEPT. WILL BE PLEASED TO ANSWER (BY LETTER ONLY) ANY ENQUIRY RELATING TO CIRCUITS IN WHICH OSMOR COILS OR COIL PACKS ARE USED OR ARE INTENDED TO BE USED.

WE ENDEAVOUR TO KEEP ABREAST OF THE TIMES BY BUILDING THE VARIOUS CIRCUITS PUBLISHED IN "WIRELESS WORLD," "PRACTICAL WIRELESS," "RADIO CONSTRUCTOR" ETC. WE KEEP STOCKS OF THE COMPONENTS SPECIFIED.

" PRACTICAL WIRELESS "

Coronet Four; Beginners' Superhet; Modern High Power Amplifier 2; Attache Case Portable; R1155 Converter; A.C. Band-Pass 3; Modern 1-Valver; 3-speed Autogram, modern reflex, etc.

" WIRELESS WORLD "

"No Compromise" TRF Tuner. "Midget Mains Receiver." Sensitive 2-valve Receiver. Television Converter (special coils in cans available), Midget sensitive T.R.F., etc.

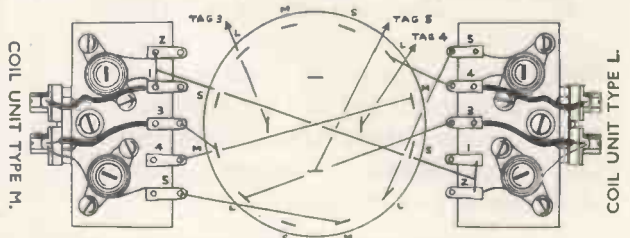
" RADIO CONSTRUCTOR "

Converting the TR1196 receiver to a general purpose s'het receiver simple crystal diode set. Radio feeder units. Economy 8 W.P.P. Amplifier. Circuit and details available for adding push-pull to the S/6 valve Osmor superhet.

A LIST OF FIXED CAPACITIES AS REQUIRED FOR SWITCH TUNING AVAILABLE ON APPLICATION.

'Q' COIL UNITS MAKE EASY SWITCHING

Wavebands may be added or changed in a few minutes. Switching arrangements can be increased as required. Multi waveband Coilpacks may be easily made up. The Coil Unit consists of Aerial and Oscillator Coils and Trimmers wired and ready to connect to switch.



THE SIMPLEST AND MOST CONVENIENT METHOD OF SET BUILDING SO FAR DEvised FOR THE AMATEUR.

15' - PER UNIT including 4 foolproof drawings.

NEWCOMERS TO RADIO: WE HAVE A NEW DEPARTMENT READY AND WILLING TO HELP DESIGNERS ARE ASSURED OF FULL CO-OPERATION

Please let us know your requirements — send us your problems.

Why we recommend



THE *Playtime* TAPE RECORDER

There is no other equipment at such a low price capable of the high performance of the "Playtime." You will want to possess this remarkable recorder, giving you a new world of entertainment and pleasure!

The smallest and lowest-priced Tape Recorder giving ONE hour's playing time. This sensational recorder is now available from our stock.

The 'PLAYTIME' Tape Recorder makes an ideal Xmas-Gift—make sure you buy one in time—the demand is great—so order now!

ACCESSORIES

Matching High Fidelity Crystal Microphone	52/-
ONE HOUR Spool specially matched tape	26/6
or Complete with all Accessories				£31/4/6

26 GNS.

Carr. and Packing, 12/6.


SPECIFICATION

- **LIGHT IN WEIGHT**—only 16 lbs.
- **LOW IN PRICE**—only 26 gns. or complete with high fidelity matched crystal microphone and ONE HOUR spool laboratory matched tape for £31 4s. 6d.
- **SINGLE KNOB CONTROL** by joystick for record, play-back, rewind and fast forward without unlacing tape.
- **SELF-CONTAINED** for Recording, and Playback through any Radio or amplifier thus making possible high fidelity reproduction through the system used.
- **UNIFORM FREQUENCY RESPONSE** between 60-6,000 c/s.
- **COMPACT AND SMALL**—overall size only 12½ in. × 10 in. × 4½ in.
- **ATTRACTIVE APPEARANCE**—finished in 2-tone leathercloth with detachable lid and handsome gilt fittings.
- **FULLY AUTOMATIC** operation and erasure.
- **FOR USE** on 220-250 v. A.C. 50 c/s.
- **POWERED** by specially designed motor.
- **HIGH FIDELITY** twin track recording heads completely enclosed in handsome dress cover affording complete protection against stray magnetic and electrostatic fields.

Buy it under the

M.O.S. PERSONAL CREDIT PLAN.

Send only 20% deposit with balance over 12 or 18 months.



THIS IS THE CHASSIS AND TAPE DECK OF THE 'PLAYTIME'—THREE YEARS IN DEVELOPMENT, IT IS SCIENTIFICALLY DESIGNED AND PRECISION ENGINEERED.




See it and hear it at the **RADIO CENTRE**

E. & G. MAIL ORDER SUPPLY CO.

THE RADIO CENTRE

33 TOTTENHAM COURT ROAD · LONDON · W.1 MUSEum 6667

You can use Pre-recorded Tapes



WITH THE



The Economical, Multi-purpose
TWO-SPEED Tape Recorder

AT **ONLY 45 GNS.**

Carriage and packing 15/-.



Simple to operate, the Editor is in use throughout the world for many different purposes. Easy to carry—easy to look at. Operating height only just over 5in. The "EDITOR" is the smallest, mains-operated portable tape recorder using 7in. spools on the market.



SPECIFICATION

- ★ Tape speeds 7½in. and 3½in. per second ★ Twin-track heads.
- ★ Three specially designed recording motors provide fast forward run and 50 sec. rewind without unlacing tape.
- ★ **INDEPENDENT BASS AND TREBLE CONTROLS FOR RECORDING AND PLAY-BACK** ★ Negligible wow and flutter ★ 1,200ft. tape will provide TWO hours playing time. ★ Amplifier may be used independently for high quality record production.
- ★ High fidelity Recording head ★ Provision for external speaker ★ 4 watts output ★ Positive servo braking on all functions ★ Compact size for ease of handling, only 16½in. x 12in. x 5in. (with lid 7in.) ★ 200-250 v. A.C. mains.
- ★ Radio/Gram. and Microphone Inputs ★ Automatic Erasure.
- ★ Drop in Tape Loading.

ACCESSORIES

The "Editor" is supplied ready for use complete with 1,200ft. spool of high coercivity Tape and Ronette desk microphone.

SPARE SPOOLS OF TAPE.

1,200ft. spool	35/-
600ft. spool	21/-

The Editor's ingenious circuitry is built on a quickly removable, all-steel frame—a remarkable development in chassis construction.

★ **M.O.S. PERSONAL CREDIT PLAN** *Send only 10% Deposit. Balance over 12, 18 or 24 months.*

The "EDITOR SUPER" is now available

55 GNS. *Carr. and packing 15/-.*

Or 10% Deposit. Balance over any period up to 24 months.

A de luxe version of the "Editor," with many attractive facilities, such as "mixing" of inputs; all-leather suitcase; new design super tape deck.

Come and see it at The Radio Centre



E. & G.

MAIL ORDER

Telephone: MUSEum 6667.

THE RADIO CENTRE

Designed to obtain the best results from Modern Gramophone Technique

The **BURGOYNE** Custom Built

8-Valve Superhet RADIOGRAM CHASSIS

With a push-pull output giving 8 watts of undistorted quality reproduction and using negative feedback, this fine chassis is supplied for those connoisseurs wanting only the best, at a price within their means.

TWO YEARS' GUARANTEE

Our faith in this chassis is such that we offer with every chassis sold a two years' guarantee (Valves subject to maker's usual guarantee).

TECHNICAL DATA

- ★ Illuminated full vision coloured tuning scale 11½in. x 6½in.
- ★ Negative feedback.
- ★ 8 valves—6C9, 6F15, 6LD20, 6L1, (2)—6P25, UU7 and 6MI.
- ★ Separate bass and treble controls for cut and lift.
- ★ Wave bands 16-50; 190-550; 1,000-2,000 metres.
- ★ Magic eye tuning indicator and precision flywheel tuning.


22 GNS.

Carriage and packing 7/6.

EASY H.P. FACILITIES

Send only 10% deposit, balance over any period up to 18 months.

- ★ 8 watts push-pull output.
- ★ Heavy gauge steel chassis, specially treated against corrosion.
- ★ Special mains transformer with smoothing circuit reduces hum to a minimum.
- ★ Clear long-distance reception.
- ★ Recommended for use with 10in. or 12in. P.M. speaker.
- ★ Speech coil impedance 3 or 15 ohms.
- ★ Extension speaker sockets.
- ★ Size 9½in. high x 13in. wide x 8in. deep—chassis height 2½in.



RECOMMENDED LOUDSPEAKERS

WB HF1012 · GOODMAN'S AXIOM 150
WHARFEDALE GOLDEN 10

All available from stock.

BUY THE M.O.S. WAY!

Possess that Gear you have always wanted by using our Personal Credit Plan.

- LOW DEPOSIT
- REASONABLE CHARGES
- PERSONAL SERVICE

AT THE RADIO CENTRE

- QUALITY EQUIPMENT
- EASY REPAYMENT

M.O.S. PERSONAL CREDIT PLAN

The deposit may be any amount convenient to the purchaser, but must be at least one-tenth of the total of Cash Prices for any item or items (which may be grouped).

The balance remaining when the deposit is subtracted from the total cash price may be spread over 6, 12, 18 or 24 months, and for these periods the charges are on a sliding scale.

For 6 months add 2/- in the £ to the Balance.

12	"	2/6	"	"	"
18	"	3/6	"	"	"
24	"	4/-	"	"	"

Minimum rates are necessary because administration costs are fixed for every transaction, no matter how small, and are as follows:—

20/-	where the balance is	£5 or under.		
30/-	"	"	£10	"
40/-	"	"	£15	"

* H.P. agreements for 24 months should be not less than £50 value.

SEND OR BRING US YOUR ORDER TODAY WITH SECURING DEPOSIT. OUR RANGE OF MERCHANDISE IS UNSURPASSED.

Please add sufficient to allow for carriage and packing.

SUPPLY COMPANY

33 Tottenham Court Rd., London, W.1 Telephone: MUSEum 6667



VOLTAGE STABILISERS

Cold cathode gas filled regulator tubes provide a sensibly constant output voltage from a source of supply liable to fluctuation, and under conditions of variable load, within certain limits dependent on the rating of the tube. They may also be used in cascade to obtain still greater reduction of output voltage fluctuations and in combinations of series and cascade connection.



Type	Base	Dimensions (maximum)		Striking Voltage (maximum)	Operating Voltage	Ignition Electrode Voltage	Ignition Electrode Resistance (Megohms)	Maximum Tube Current	Minimum Tube Current	Regulation over Current Range (Volts)	American Equivalent	CV Number
		Length mm.	Diameter mm.									
QS. 75/20	B7G	54	19	110	75	—	—	20	2	6	—	284
QS. 75 60	B8G	80	30	117	75	—	—	60	5	5	—	434
QS. 92/10	BRITISH 4-PIN	85	33	140	92	—	—	10	1	5	—	188
QS. 95/10	B7G	54	19	110	95	150	0.25	10	2	5	—	286
QS. 108/45	B8G	80	30	120	108	150	0.1	45	5	5	—	422
QS. 150/15	B7G	54	19	170	150	240	0.25	15	2	5	—	287
QS. 150/40	I.O.	105	39.5	180	150	—	—	40	5	5.5	OD3	216
QS. 150/45	B8G	80	30	170	150	200	0.1	45	5	5	—	395
QS. 1200	B7G	54	19	180	150	—	—	15	5	3	—	2225
QS. 1201	FLYING LEADS	80	19	110	75	—	—	15	2	4.5	—	—
QS. 1202	FLYING LEADS	80	19	133	108	—	—	15	2	4.5	—	—
QS. 1203	FLYING LEADS	80	19	180	150	—	—	15	2	4.5	—	—
QS. 1204	B7G	54	19	133	108	—	—	15	2	4.5	—	—
QS. 1205	I.O.	105	39.5	105	75	—	—	40	5	6.5	OA3	3798
QS. 1206	I.O.	105	39.5	133	108	—	—	40	5	5.5	OC3	686
QS. 1207	B7G	67	19	185	150	—	—	30	5	2.0	OA2	1832
QS. 1208	B7G	67	19	133	108	—	—	30	5	2.0	OB2	1833
HIGH STABILITY TUBE												
QS. 83/3	B7G	54	19	130	83	—	—	5	1	0.6	5651	449

RADIO FREQUENCY HEATING VALVES

English Electric Valve Company has developed two valves to meet the urgent needs of Radio Frequency Heating. They have been specially designed for this purpose and may be obtained in either air cooled or water cooled versions.



DATA

	BR 1102 BW 1102	BR 1103 BW 1103
Filament Voltage*	8.2 V	6.0 V
Filament Current (nominal)	230 A†	120 A‡
Peak Usable Cathode Current	45 A	16 A
Anode Voltage (D.C.)	12 kV max.	8.5 kV max.
Anode Dissipation	20 kW max.	10.0 kW max.
Grid Dissipation	1 kW max.	600W max.
Amplification Factor (at Va=9.0 KV, Ia=1.5 A)	42	—
Amplification Factor (at Ea=5.0 KV, Ia=1.0A)	—	25
Mutual Conductance (at Va=9.0 KV, Ia=1.5 A)	20 mA/V	—
Mutual Conductance (at Ea=5.0 KV, Ia=1.0 A)	—	8.3 mA/V
Operating Frequency (for full ratings)	50 mc/s max.	100 mc/s
TYPICAL OPERATING CONDITIONS (OSCILLATOR)		
Filament Volts	8.2 V	6.0 V
Anode Volts (D.C.)	12 kV	8.5 kV
Anode Current (D.C.)	5.5 A	2.75 A
Grid Current (D.C.)	1.4 A	0.75 A
Grid Volts (D.C.)	-740 V	-510 V
Grid Resistance	530 ohms	670 ohms
Anode + Grid Dissipation	17.5 kW	8 kW
Power Output	47.5 kW	15 kW

*Thoriated Tungsten Filament.

†The starting filament current must not exceed 525 A, even momentarily, at any time.

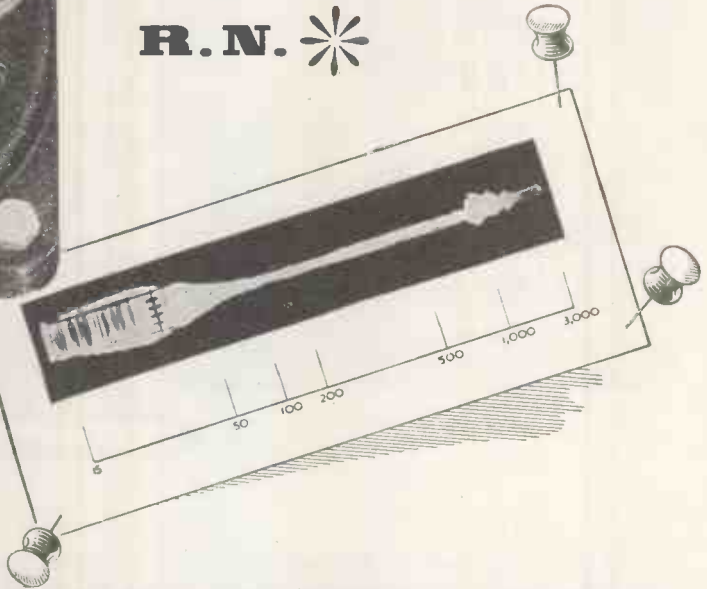
‡The starting filament current must not exceed 260 A, even momentarily, at any time.

ENGLISH ELECTRIC VALVE COMPANY LIMITED
WATERHOUSE LANE, CHELMSFORD, ESSEX



BRIMAR
Pin down
R.N. *

Illustrations by courtesy of Standard Telephone and Cables Limited who say, "These vibrators have been chosen as they give a faithful reproduction of the input wave form and enable high accelerations at any frequency to be obtained."



with **GOODMANS VIBRATORS**

* **RESONANCE NOISE** describes a particular factor in a valve which can very seriously impair its otherwise good characteristics. Only when "R.N." is negligible can a valve operate strictly according to its published "curve" and data.

Complete investigation of this phenomenon is only possible by subjecting the valve to *controlled* vibration throughout a wide frequency range. If the valve is operated in a Class A circuit, and the A.C. noise voltage appearing at the anode of the valve is presented on an oscilloscope, a resonance diagram against input frequency can be obtained. By this means it is possible to excite the valve in the range of frequencies 20 to 10,000 c/s, and the resonance noise performance checked. By the use of a twin mounting as illustrated, comparisons of valves can be made under identical conditions.

Just another of the wide applications of Goodmans Vibration Generators. Perhaps "controlled vibration" can serve you also.

The range includes models developing a force of ± 300 lbs. to the midget model with a force output of ± 2 lbs. for optical-cell research and hairspring torque testing etc. Full technical data available from "Vibration Division W"



GOODMANS INDUSTRIES LIMITED
 AXIOM WORKS, WEMBLEY, MIDDX.
 Phone: WEMbley 1200 (8 lines)



**UNDISTORTED
100%
MODULATION**

**AM
WITHOUT
FM**

**WITH THE
STANDARD SIGNAL
GENERATOR
TYPE TF867**

EXCELLENT amplitude modulation is an outstanding feature — a.m. accompanied by unmeasurable f.m. Other features include :

Wide Range: 15 kc/s to 30 Mc/s on 15 ft. high-discrimination full-vision scale.

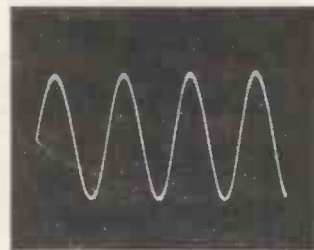
Crystal Accuracy: 0.01% with built-in 1 Mc/s harmonic source.

High Output: 4 volts down to 0.4 microvolts.


Flexible Modulation: Internal 400 and 1,000 c/s, external 50-10,000 c/s within a db.

Also incorporated: Automatic level control, overall negative feed-back from r.f. output to modulation input, modulation monitoring by dual-rectification and variable impedance termination with animated diagram.

A signal generator also ideal as a video oscillator for wide-band television systems.



15 kc/s Unmodulated Carrier showing good waveform.



320 kc/s Carrier modulated at 400 cps—audio source on lower trace shows fidelity.

TEST OSCILLOGRAMS

MARCONI INSTRUMENTS

SIGNAL GENERATORS · VALVE VOLTMETERS · Q METERS · FREQUENCY STANDARDS

BRIDGES · WAVEMETERS · WAVE ANALYSERS · BEAT FREQUENCY OSCILLATORS

MARCONI INSTRUMENTS LIMITED · ST. ALBANS · HERTS · Telephone: St. Albans 6160/9

Midland Office: 19 The Parade, Leamington Spa

Northern Office: 30 Albion Street, Kingston-upon-Hull

Export Office: Marconi House, Strand, W.C.2.

NEW!

RADIO & T.V. OUTFITS

LEARN THE PRACTICAL WAY

Specially prepared sets of radio parts with which we teach you, in your own home, the working of fundamental electronic circuits and bring you easily to the point when you can construct and service radio sets. Whether you are a student for an examination; starting a new hobby; intent upon a career in industry; or running your own business—these Practical Courses are intended for YOU—and may be yours at very moderate cost.

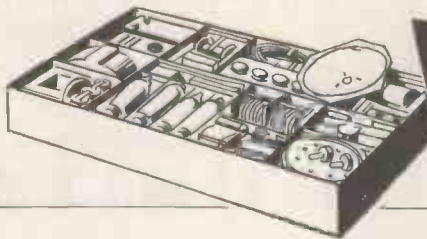
EASY TERMS FROM 15/- A MONTH

With these outfits, which you receive upon enrolment, you are instructed how to build basic Electronic Circuits (Amplifiers, Oscillators, Power Units, etc.) leading to complete Radio and Television Receiver Testing and Servicing.



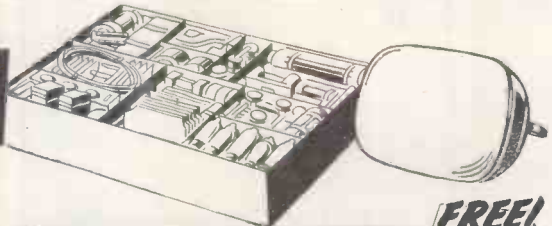
RADIO Elementary—For carrying out basic practical work in Radio and Electronics, from first principles and leading to the design and building of simple Receivers.

ALL EQUIPMENT SUPPLIED IMMEDIATELY AND REMAINS YOUR PROPERTY



RADIO Advanced—With this equipment, you are instructed in the design, construction, testing and servicing of a complete modern Superhet Radio Receiver.

TELEVISION Outfit No. 3—With this equipment you are instructed in the design, construction, servicing and testing of a modern high-quality 15" Television Receiver.



OTHER COURSES WITH EQUIPMENT INCLUDE:

**MECHANICS · ELECTRICITY
CHEMISTRY · PHOTOGRAPHY
CARPENTRY**

**ALSO DRAUGHTSMANSHIP · COMMERCIAL ART
AMATEUR S.W. RADIO · LANGUAGES · ETC.**

POST THIS COUPON TODAY

Please send me your FREE book on Practical Courses: I am interested in Radio 1 , Radio 2 , Television .

Other subjects _____

To: E.M.I. INSTITUTES, Dept. 127x, 43, Grove Park Road, Chiswick, London, W.4.

NAME _____

ADDRESS _____

12/54



E.M.I. INSTITUTES The only Postal College which is part of a world-wide Industrial Organisation

HIGH FIDELITY AT REALISTIC COST

... say the experts — and the public!



F. J. CAMM
Editor of 'Practical
Wireless' and
'Practical Television'



JOHN GILBERT
of Northern
Polytechnic and of
B.B.C. Inventors' Club



P. WILSON
Technical Editor,
'The Gramophone'



H. J. BARTON-CHAPPEL
Wh. Sch.,
B.Sc. (Hons.),
A.C.G.I., D.I.C.,
M.I.E.E.,
Hon. M.Brit I.R.E.



L. ORMOND SPARKES
Radio Consultant
and Designer



Prov. Patent
10037/53

WORLD-FAMOUS

Stentorian CAMBRIC CONE HI-FI UNITS

ASTOUNDING REALISM of reproduction at amazingly low cost, made possible only by specialised designing and manufacturing resources. The patented Cambric Cone combines with high flux density Alcomax magnet, and robust die-cast chassis to produce a speaker unrivalled except at many times the price. Now available with exclusive universal impedance speech coil (at 3, 7.5 and 15 ohms) on models marked with an asterisk. Write for descriptive leaflets, or ask your usual dealer to demonstrate. Alternatively, these and other Stentorian speakers may be heard at our London Office (109 Kingsway, W.C.2) any Saturday from 9 a.m. to noon.

READY-TO-ASSEMBLE
**BASS REFLEX
CONSOLE CABINET**

for 10" or 12" units, in polished
walnut, size 32" x 22" x 16",

£10.10.0

Corner Console Cabinet for 8"
unit, £5.10.0

Full details on request.


LOOK AT THE PRICES!

Model HF510	5" Steel Unit ...	£1.17.6
" HF510	5" Die cast Unit	£1.19.6
" HF610	6" Steel Unit ...	£2.10.6
" HF610	6" Die cast Unit	£2.12.6
" HF810	8" Steel Unit ...	£3. 0.6
" HF812*	8" Die cast Unit	£3. 5.6
" HF912*	9" Die cast Unit	£3. 9.6
" HF1012*	10" Die cast Unit	£3.17.6
" HF1214	12" Die cast Unit	£9.15.6

(Tax Paid)



WHITELEY ELECTRICAL RADIO CO. LTD
MANSFIELD
NOTTS



(photograph by courtesy of E.S.A. Ltd., Stevenage)

This is a typical application of R.F. Heating as used in the Woodworking Industry, showing how shapes are manufactured with veneers. The jig is of laminated wood, in the form of the final shape, and is lined with aluminium sheets which are connected to the terminals of the R.F. Heater.

The pressure, which should be about 50 lbs. per square inch, is applied on the centre ram by means of a hydraulic pump. With this method the R.F. is fed to the two plates which cause the wood mass to become hot and the resin to cure in a few minutes.

Thus only one jig is required to give a large daily output and the cost of the job is thereby reduced. Less floor space is required than for any other method.

The main advantage of R.F. Heating over other methods, however, is that heating can be localised and heat will only be applied where it is needed.

Agent for London & Southern England

Messrs. H. F. Industrial Services Ltd., Fairfax Road, London, N.8. Telephone: Fitzroy 0045

Agent for Scotland

*Messrs. Pye Scottish Telecommunications Ltd., 74 York Street, Glasgow.
Telephone: Glasgow Central 7637.*

*Agents are required for other areas of the
United Kingdom and countries abroad*

ALL COMMUNICATIONS TO BE ADDRESSED TO:-

MESSRS.  LIMITED

R. F. HEATING DIVISION • RADIO WORKS • CAMBRIDGE • ENGLAND

Telephone: Cambridge 57590

And NOW—a range of 'CERAMICAPS' for your **LAB** Storage Unit!



The LAB Continuous Storage Unit is widely acknowledged as the most efficient and convenient method of storing and selecting resistors. Now its usefulness is still further extended with the introduction of LAB pak'd 'Ceramicaps'. With the LAB Unit, research and experimental laboratories and small production groups have to hand immediately, a complete range of resistors and 'Ceramicaps', easily selected with card index simplicity from some 700 sorted and carded components. Empty cards are merely replaced with full ones from stock.

The LAB unit is supplied FREE with initial purchase to your specification. Standard assortments available. Each LAB Unit can be used to store one type of component exclusively, or quantities of the complete range of resistors and 'Ceramicaps'. Full details and illustrated list will be sent on application.

THE **LAB** CONTINUOUS STORAGE UNIT

Ref.	Type	Loading	Max. Volts	Range	Dimensions
T	½ watt	½ watt	250	10 ohms to 10 megohms	¾" x ¾"
R	½ watt	1 watt	500	10 ohms to 10 megohms	¾" x ¾"
Tolerance available ±20%, 10%, 5%					
HIGH STABILITY RESISTORS					
HS3	½ watt	½ watt	750	1 ohm to 500 megohms	1.1" x 0.1"
Tolerance available ±5%, 2%, 1%					
WIREWOUND RESISTORS					
5 ohms to 100K ohms — 5-10 watts					
'CERAMICAPS'					
Tubulars 3- 470 pf		Tolerances ±2%, 10%		Hi-K	
500 - 5000 pf					

The Lab Continuous Storage Units are available from your normal source of supply, but more detailed information can be obtained from

- ★ Continuous Storage for Resistors and 'Ceramicaps'
- ★ Values separately carded
- ★ Finger-tip Selection

THE RADIO RESISTOR COMPANY LTD
50 ABBEY GARDENS • LONDON • N.W.8 • Telephone: Maida Vale 5522



FREQUENCY STANDARD TYPE 761

THIS instrument has been designed to fill the need for a self-contained compact frequency standard of moderate cost and very high accuracy.

Sine wave and pulse signals are produced at five standard frequencies, the pulse waveforms being extremely rich in harmonics.

An oscilloscope complete with X and Y amplifiers is incorporated for visual frequency comparison, and a Beating circuit and loud-speaker for aural checking. Standard frequencies are switched to these two circuits internally, and their employment is therefore unaffected by connections made to the output plugs.

A synchronous clock driven from a voltage of standard frequency provides a time standard which may be maintained accurate to within a few seconds a year.

The instrument is enclosed in one of the Airmec range of cases which is suitable either for bench use or forward mounting on a 19in. rack.



- **Master Oscillator:** Crystal-controlled at a frequency of 100 kc/s. The crystal is maintained at a constant temperature by an oven.
- **Outputs:** Outputs are provided at 100 c/s., 1 kc/s., 10 kc/s., 100 kc/s., and 1 Mc/s.
- **Waveform:** The above outputs are available, simultaneously with sinusoidal or pulse waveform from separate plugs.
- **Stability:** Four hours after switching on a short term stability of considerably better than 1 part in 10^6 is obtained.

Full details of this or any other Airmec instrument will be forwarded gladly upon request.

AIRMEC LIMITED

HIGH WYCOMBE, BUCKINGHAMSHIRE

Cables : Airmec High Wycombe

Tel : High Wycombe 2060

The superlative performance of the "CONCERTONE" recorder is a reflection of the high standard of workmanship in the instrument. Of British manufacture, employing a tape mechanism made by the company in its own precision machine shop, the "CONCERTONE" embodies all features essential to a first-class instrument.

If you would like further details of this really high fidelity recorder see your dealer to-day. In the event of difficulty, write enclosing a S.A.E. Due to the large volume of orders taken during the Radio Show, there is 21 days delay in despatch. The "CONCERTONE" is worthy of the title British Manufacture, and well worth waiting for.

THE *Concertone* MAGNETIC RECORDER



48 GNS COMPLETE • 12 MONTH WARRANTY
H.P. 130/- Deposit • 24 payments of 50/- • 2 year warranty

Abridged Specification
Tape speeds, 7½ in. and 3¾ in./sec. Fast Forward and Rewind. Self-compensating Servomatic brakes. Single slot loading. Position scales. Inputs Mic., Rad. and Gram. Frequency response 7½ in./sec. 50-10,000 cps. within 3db. 3¾ in./sec. 50-6,000 cps. within 5db. Bias freq., 51 kc/s. Half track recording. Interlocked controls Wow and Flutter not more than 0.2% max (completely inaudible). Recording to International Standard. Cabinet—Blue and Grey rexine. Storage for Mic. and Mains lead. Detachable lid. Gross weight, 26 lbs. For 200/250 v. A.C. ONLY.



FISHER ELECTRONICS COMPANY LTD.

70, BREWER ST., LONDON, W.1. Phone: GER 3376

TRADE & EXPORT ENQUIRIES WELCOMED.

Open on Saturdays 10—5, Weekdays 9—6 p.m.



14 reasons why those concerned with recorded sound choose

FERROVOICE
MAGNETIC RECORDING TAPE


- 1 Does not curl—lies flat on the transducer head, giving better frequency response, and smooth tracking.
- 2 Has the lowest possible surface friction—reducing wear on transducer heads, and guide pillars.
- 3 Has the best possible dispersion of oxide particles, free from coagulation, and flocculation ensuring low noise level.
- 4 Is correctly heat-dried to preclude "blocking" and sticking, layer-to-layer, under storage conditions.
- 5 The Lacquer is formulated to attain the maximum adhesion to the base material.

- 6 Gives the highest possible signal-to-noise ratio—excelling in high-frequency response.
- 7 Has a superlative dimensional stability—negligible stretch, and the highest possible tensile strength.
- 8 Discourages static collection during fast forward, and fast re-wind operations.
- 9 The Kraft Paper base has been selected after careful development with the paper manufacturers—flexibility, and supercalendering being prime considerations.
- 10 The Lacquers are pigmented with the highest grade powder. The individual particle size is less than one micron (0.000039 inch).

- 11 The pigment is dispersed and milled, with the highest degree of control, thus ensuring a uniform dispersion of the oxide particles within the binder.
- 12 The spools were designed to incorporate the "universal" hub, perfect balance, and negligible rotation noise.
- 13 "FERROVOICE" products are subject to continuous development by our technical staff.
- 14 "FERROVOICE" has a Coercivity of 270 oersteds (BHC) remanence = 730 gauss, when subjected initially to a magnetising force of H = 2,000 oersteds.

Suitable for Single or Double Track Recording. Length 1,200ft. on 7in. Diameter Spool—Frequency response 50 C.P.S. to 10 kc/s. at 7.5in. per sec. Breaking strain exceeds 4lb

22/6 RETAIL PRICE



MAGNETIC COATINGS LIMITED

38 GROSVENOR GARDENS LONDON SW1 Telephone: SLOANE 9129

WORKS & LABORATORY: 25 DASHWOOD TRADING ESTATE LARCH ROAD · LONDON · SW12 BALHAM 5579

Loud-speaker Manufacturers to the radio industry since 1930



We do . . . We don't

. . . We have used these headings alternately for some months, but on this occasion it is simply

We do

extend

sincere greetings and a handshake in print to all those whom we have served in the past year—radio and television manufacturers who use R. & A. speakers . . . the retailers who sell the sets containing them . . . and lastly, if indirectly, those millions of users in all parts of the world who enjoy R. & A. quality and reliability.

We hope still to be serving them all for many years to come.

REPRODUCERS AND AMPLIFIERS LIMITED
WOLVERHAMPTON ENGLAND

Telephone : Wolverhampton 22241 (5 lines)

Telegrams . Audio. Wolverhampton




REAL HIGH FIDELITY at modest cost . . .

•Manufacturer-to-Consumer policy saves you at least one-third cost!

We are now specialising in the supply of units for making up high-fidelity Radio and Record-reproducing Equipments for use in the Home, small Halls, Schools and Gramophone Societies and single items for replacing in existing equipments and radiograms.


Our Chief Engineer, who is operating a Technical

Guidance Service, is available daily, including Saturdays, from 10 a.m. to 6 p.m., or will deal with enquiries by return of post. Our new illustrated Catalogue and Supplement will be a great boon to those desiring high quality equipment for modest expenditure. Send two 2½d. stamps for your copy now. It may well save you pounds.



No. 1

No. 1 "SYMPHONY" AMPLIFIER is a 3-channel 5-watt Gram/Radio Amplifier with astonishingly flexible tone control. You can lift the treble, the bass, or—and here is the unique feature—the middle frequencies to suit your own ear characteristics and the record or radio programme being heard. It is thus possible to arrange the frequency-response of the amplifier to a curve equal and opposite to the resultant curve of the other items in the chain so that what finally registers in the brain is as per original. This flexibility of control is far more important than mere nominal linear response of the amplifier, as the pick-up, speaker, etc., are not linear. Independent Scratch-Cut is also fitted and special negative-feedback circuit employed. The Amplifier can accommodate a wide variety of records from old 78's to new L.P.'s. Input is for all types of pick-up of 0.1v. output or more and there is full provision (and power) for Radio Tuner. It is available to match 2/3 or 15 ohms speakers. Price: 10 gns. (carriage 5/-). Fitted in Portable Steel Cabinets, 35/- extra.



No. 2

No. 2 "SYMPHONY" AMPLIFIER as No. 1 but with 10-watt Push-pull triode output and triodes throughout. Woden mains and output transformers and choke. Full provision and power for Tuner. Output tapped 3, 7.5 and 15 ohms. Competes with the most expensive amplifiers on the market yet costs only 15 gns. (carriage 5/-). Fitted in portable Steel Cabinet 2 gns. extra.



"SYMPHONY" AMPLIFIERS with REMOTE CONTROL. Both the above model Amplifiers are available with all controls on a separate Control Panel with up to 4 feet flexible cable which simply plugs into the amplifier. Enables the Amplifier proper to be sat in the bottom of a cabinet whilst the controls are mounted conveniently higher up. Extra cost 2 gns.

"STUDIO SYMPHONY" AMPLIFIERS, Models 1 and 2, new models specially designed to get the maximum out of the revolutionary new Collaro Studio pick-ups and heads type "P" or Transcription. Specification as per our Standard Symphony models but with high-gain, low-noise, built-in Pre-amplifier stage with separate switched correctors for Std. and L.P. Third position on switch provides input matching for Acos and similar output pick-ups. These remarkable new models thus provide all the facilities and matching of our Standard Symphony Amplifiers PLUS the specialised Collaro matchings. Send for copy of "The Gramophone" review of these instruments. Price: No. 1, 12 gns.; No. 2, 17 gns. Carriage 5/-.

CURRENT GARRARD PRODUCTS AVAILABLE FOR IMMEDIATE DELIVERY FROM STOCK AT PRESENT.

MODEL TA 3-speed unit as above, but with plug-in turnover head Type G.C.2, £10/16/-, or with Acos HGP 33 or 37 heads, £10/14/-, or with two separate high fidelity Acos HGP35 heads, £12/17/-, Unit less heads, £8/11/-, post 2/6. Heads, 42/3 each, post 1/-.

MODEL TB as above, but with long pickup arm. Less heads, £8/11/-, post 2/6. Heads to fit this unit: Decca XMS, 55/-, Decca Crystal, 35/-, Garrard Standard Magnetic, 25/-, miniature magnetic low impedance, 25/-, miniature magnetic high impedance, 35/-, Post on heads 1/-. Unit can be supplied with any combination of above heads and is carefully adjusted for stylus pressure on despatch.

MODEL RC80M, less heads, £15/4/6, with new turnover head, £17/9/6, with two separate Acos HGP35 heads, £19/9/-, carriage 5/-.

COLLARO model AC3/554 Unit with fixed head ("O" or "P" cartridge) £10/6/1. Post 2/6.

COLLARO PICKUPS AND HEADS. Studio Pickup Arm 13/10. Studio Pickup head type "O" or "P," £3/0/9. Pickup complete £3/14/7. Studio Transcription Pickup Arm with Studio "P" head, £4/15/9. Ditto with Transcription head, £5/2/5.

COLLARO NEW MODEL RC54 MIXER/AUTO CHANGER with Studio "O" or "P" Pick-up Cartridge in head, £13/4/2. Carriage 5/-.

BIRMINGHAM SOUND REPRODUCERS (B.S.R.) AUTOCHANGERS. The "Monarch" 3-speed Mixer-changer in Rexine-covered portable cabinet, £16/10/-, Carr. 7/6.

DECCA RECORD PLAYER. Model 349M comprising Garrard 3-speed unit Model TB with two Decca XMS heads in portable cabinet, 15 gns.

DECCA Model 349C, as above, but fitted Decca crystal heads, same price. Carr. 7/6.

Illustrated leaflet on Collaro Products on request.

TRANSCRIPTION MOTORS IN STOCK.

CONNOISSEUR, 3-speed motor, £23/8/11.



GOODMANS CORNER CABINETS (left) for the AXIOM 150 Mark 2 manufactured by us to Messrs. Goodmans' measurements. Height, 44in. Price: complete kit in plain board with 1-in. thickfelt, 8 gns. Price ready built, 10 gns. Finished in figured walnut, 16 gns. Other veneers to order. Carriage extra according to area.

"SYMPHONY" BASS REFLEX CABINET KITS. 30in. high, consist of fully-cut ¾in. thick, heavy, inert, non-resonant patent acoustic board, deflector plate, felt, all screws, etc., and full instructions. 8in. speaker model, 85/-; 10in. speaker model, 97/6; 12in. speaker model, £57/6.

The design is the final result of extensive research in our own laboratory and is your safeguard of optimum acoustic results. Carriage 7/6. Ready built, 10/6 extra.

HIRE PURCHASE FACILITIES

NOW AVAILABLE on orders of £15 or over.

Send one-third deposit with order, balance over 6 or 12 monthly instalments. State which required.

NORTHERN RADIO SERVICES

16 KINGS COLLEGE RD., ADELAIDE RD., LONDON, N.W.3. Phone: PRImrose 8314

Tubes: Swiss Cottage and Chalk Farm.

Buses: 2, 13, 31, 113, 187.



"SYMPHONY" BASS REFLEX CABINETS, fully finished in figured walnut, oak or mahogany to our own design and to match our Console Amplifier Cabinet, enabling the housing of a whole equipment in a two piece suite, cost: 12in. speaker model, £11/10/-; 10in., £11; 8in., £10/10/-, Carriage according to area. The 10in. model is ideal for the WB HF 1012 (see "The Gramophone" review March).

W.B. BASS REFLEX CABINET in Kit Form (veneered in figured walnut) to house HF1012 and Tweeter, 10 gns. Carr. by Road, 10/-.



CONSOLE AMPLIFIER CABINETS (above), 33in. high, lift-up lid with piano hinge, take Tape Deck, Gram Unit or Auto-changer, Amplifier, Pre-amplifier, and Radio Feeder Unit, finished medium walnut veneer. De Luxe version, 10 gns. carriage according to area. Other veneers 10/- extra.

OTHER PEOPLE'S AMPLIFIERS and Radio Feeder Units

If any reader should have his mind set on a high priced amplifier of another make but would like to save some money if possible, we should like to make the following clear-cut offer: if he buys one of our Symphony Amplifiers (Standard or Decca or Studio version) and is not entirely satisfied with it he may return it for full credit against any other Amplifier on the market. It should be emphasised at this stage that as Retailers we can supply any amplifier or Radio Tuner advertised in the "Wireless World" or "Gramophone."

HIGH FIDELITY LOUDSPEAKERS

We have made an extensive survey of the high-fidelity loudspeaker market and, after careful tests in our laboratory, we can recommend the following as representing the best value for money. The actual choice of a model is determined largely by the amount of money which can be allocated to this item, and we advise customers to get the best they can afford, as it is a very important item in the reproduction chain. The mounting of the speaker is just as important as the speaker itself, and for maximum results the speaker should be mounted in one of our Bass Reflex Cabinets (except the Axiom 150 which has its own cabinet). Advice freely given. If in town, call for a demonstration.

WHARFEDALE. Super 5, £6 13s. 3d. Super 8 CS (with cloth surround), 8in., £6 6s. 6d.; Super 8 CS AL (with aluminium speech coil), £6 13s. 3d.; Golden CS 10in., £8 6s. 7d.; W12 CS 12in., £9 15s.; Super 12 CS AL, £17 10s.; W15 CS, £17 10s.

GOODMANS: Axiom 101 Bin., £6 12s. 1d.; Axiom 102 Bin., £9 18s. 2d.; Axiom 150 Mark 2 12in. twin-cone model, £10 5s. 6d.; Audiom 60, £8 12s. 6d.; Audiom 60B, special 35 c.p.s. bass-resonance model to act as bass unit in twin-speaker outfits, £8 12s. 6d. New model Orflin III 12in., £9 15s.

WHITELEY (W.B.) Model HF 812, £3 5s. 6d.; HF 912, £3 9s. 6d.; HF1012, £3 17s. 6d. These models are fitted with new universal impedance speech-coil, matching 3, 7.5 and 15 ohms. Model HF 1214, £9 15s. 6d. (15 ohms only). Metal-cone Pressure-Unit, 15 ohms, £3 15s. 6d. Special Crossover Unit to match, £1 6s. 6d., recommended for use in twin-speaker outfit employing the HF 1012 or HF 1214 as bass speaker.

G.E.C. New Model with metal cone 4 ohms

impedance, £8 15s. Special matching transformer available to match this speaker to 15 ohms, 17s. 6d. Special octagonal cabinet in veneered walnut to G.E.C. specification for this speaker, £12 10s.

TANNOY. Direct Diffuser model (12in.), £10. Duo-concentric model (12in.) with crossover, £27 10s. Duo-concentric (15in.) with crossover, £33 10s.

E.M.G. FILTER. An infinitely variable Steep-Cutting Filter for insertion in the loudspeaker circuit to reduce surface noise on 78's, "edge" on some L.P.'s and heterodyne whistles on radio. Price, £4 10s.

WB. BASS REFLEX CONSOLE CABINET specially designed by Whiteley Electrical to house their HF 1012 10in. model together with the Pressure Unit and crossover. Both bass and treble units are housed inside the cabinet which measures 32in. high x 22in. wide x 16in. deep. The cabinet is supplied fully cut and ready veneered and polished and complete with speaker fabric but in Kit Form for easy home assembly. Price £10 10s. incl. packing. Carriage according to area. This cabinet fitted with the two above-mentioned units gives very pleasing results. Illustrated leaflet on request. Recommended Bass Speaker, £3 17s. 6d. Pressure Tweeter and Crossover Unit, 5 gns.

FREQUENCY MODULATION TUNER UNITS

We have carefully tested the few makes of F.M. Tuners on the market at present and are pleased to be able to recommend and supply the following:

CHAPMAN Model FM81 Tuneable Model with attractive fascia panel and dial. Will provide amazing degree of realism with complete absence of background noise when working with the

N.R.S. No. 2 Symphony Amplifier or other high grade amplifier. Price £21. Call for a demonstration or send for leaflet.

TAPE RECORDERS

We have carefully tested the various makes of Tape Recorders on the market at present and specially recommend the following:

ELPICO IMPRESARIO uses a newly developed Tape Deck with push-button controls. Two-speeds, neon level indicator, high grade amplifier with separate bass and treble controls housed in attractive portable cabinet. Price 48 gns. Recommended mike, Gelson hand type, 3 gns. Take-up Spool, 4s. Emitape 1, 200ft. Spool, 35s.

GRUNDIG 819. The finest portable tape recorder on the market bar none! Satisfies the most exacting user. Frequency range 40-14,000 cycles! Price 95 gns. Special H.P. terms available. Leaflet 24d. Treat yourself to a demonstration without obligation.

TAPE DECKS & AMPLIFIERS

ELPICO Tape Deck as per "Impresario" Recorder, push-button controls, high-fidelity heads. Price 19 gns.

TAPE AMPLIFIER as per "Impresario" Recorder. Separate Treble and Bass controls, neon level indicator. Price 19 gns.

TRUVOX Tape Deck Mark III. Price 22 gns.

TAPE AMPLIFIER TYPE C, expressly designed by Truvox to work perfectly with their Deck. 3 valves plus rectifier and Magic Eye level indicator. Price 16 gns.

Portable Cabinet to house the Truvox Deck and Tape Amplifier, £5 carr. paid. Radio Jack to inject local Radio Programmes into Tape Recorder or Amplifier. Price £3 19s. 11d., post 1s. 6d.

NORTHERN RADIO SERVICES

16 KINGS COLLEGE RD.,
ADELAIDE RD., LONDON, N.W.3
Phone: PRImrose 8314

Tubes: Swiss Cottage or Chalk Farm

SHORTAGE OF RADIO and T/V ENGINEERS

There is an assured well-paid future for those trained and willing to train in electronics, radar and radio. Modern industrial techniques demand more and more highly trained personnel and the gap between demand and supply is still widening.

This is your opportunity — write for our free brochures giving full details of courses to:

E.M.I. INSTITUTES

DEPT. 127U, 10 PEMBRIDGE SQUARE, LONDON, W.2.

Telephone: Bayswater 5131/2.

The College associated with a world-wide electronics industry.

1 YEAR COURSE

We offer full-time day course for one year in the Principles and Practice of Radio and Television.

Next course commences on 19th April, 1955.

3 YEAR COURSE

in Telecommunication Engineering (including opportunity for six months' practical attachment). Next course commences on 29th August, 1955.


Associated with
'H.M.V.'

MARCONIPHONE
COLUMBIA

etc.

Bullers CERAMICS FOR INDUSTRY

High quality material and dimensional precision are attributes of Bullers die-pressed products. Prompt delivery at competitive prices.



We specialise in the manufacture of — **PORCELAIN**
for general insulation

FREQUELEX
for high-frequency insulation

REFRACTORIES
for high-temperature insulation

PERMALEX & TEMPLEX
for capacitors

BL12C



BULLERS LIMITED
 MILTON · STOKE-ON-TRENT · STAFFS
 Phone: Stoke-on-Trent 21381 (5 lines) · Telegrams & Cables: Bullers, Stoke-on-Trent
 Ironworks: TIPTON, STAFFS London Office: 6 LAURENCE POUNTNEY HILL, E.C.4
 Phone: Tipton 1691 Phone: MANsion House 9971

NEW ARCOLECTRIC SIGNAL LAMPS

For Low Voltage or Mains

Illustrated are a few signal lamps taken from our wide range. The insulation of every Arcoelectric signal lamp will resist a flash test of 1,500 volts A.C.

The S.L.90 illustrated here is a typical Arcoelectric low voltage signal lampholder. It is designed to accept popular M.E.S. bulbs. The bulb is accessible from front or rear of panel. The domed plastic lens surrounded by a polished chrome bezel gives a most attractive panel appearance. This holder can be fixed in a single $\frac{3}{4}$ " hole.

The mains voltage signal lamp S.L.88/N is supplied complete with an M.E.S. neon tube and a suitable series resistance.

Write for Catalogue No. 128




ARCOLECTRIC
SWITCHES · LTD

CENTRAL AVENUE, WEST MOLESEY, SURREY · TELEPHONE: MOLESEY 4336 (3 LINES)

m-i-n-u-t-e-s *into seconds...*

*with the brilliant **NEW***
Superspeed
SOLDERING IRON

MANUFACTURED FOR ENTHOVEN SOLDERS LTD. BY SCOPE LABORATORIES, MELBOURNE, AUSTRALIA



STAR FEATURES

- ★ Heats up from cold in 6 seconds—by a light thumb pressure on the switch ring.
- ★ When not in use, current is automatically switched off—thus greatly reducing wear of copper bit. Electricity consumption is correspondingly reduced.
- ★ It is 10" long, weighs 3½ ozs., can be used on 2.5 to 6.3-volt supply. 4-volt transformer normally supplied.
- ★ More powerful than conventional 150-watt irons and equally suitable for light wiring work or heavy soldering on chassis.
- ★ Simple to operate, ideal for precision work. Requires minimum maintenance at negligible cost. Shows lowest operating cost over a period.
- ★ Can be used from a car battery.
- ★ It is by far the most efficient and economical soldering iron ever designed for test bench and maintenance work.



STAR APPLICATIONS

Designed on an entirely new principle, this light-weight, versatile iron is eminently suitable for soldering operations in the RADIO, TELEVISION, ELECTRONIC and TELECOMMUNICATION industries, particularly for all SERVICE work. For general purpose work the Superspeed Iron is the ideal stand-by soldering tool.

*The **Superspeed** soldering iron is available **NOW***

Write for full particulars, including guarantee terms and free trial facilities, to the sole concessionaires in this country—

ENTHOVEN SOLDERS LIMITED
 (Industrial Equipment Division), 89 Upper Thames St.,
 London, E.C.4. Telephone: MANSion House 4533

LIST PRICES

Subject to trade discounts.

Superspeed Soldering Iron	39/6
Transformer (optional)	31/6
Replacement Element	1/-
Replacement Copper Bit	10d.

S.S. White

REMOTE CONTROL FLEXIBLE SHAFTING

in product design



Flexible Remote Control Shafts meet a definite need in product design which no other mechanical elements or combination of elements can meet as simply and economically.

They offer such notable advantages for remote control and coupling that it will pay to consider them whenever one of these problems arises.

TECHNICIANS AND DESIGNERS

The S. S. White Flexible Shaft Handbook which gives full information on the various aspects of Flexible Remote and Power Controls is obtainable upon request.



Specialist
Manufacturers of
Flexible Remote Control
and Power
SHAFTING ...

THE **S.S. White**
CO. OF GREAT BRITAIN LTD.
INDUSTRIAL DIVISION

BRITANNIA WORKS, ST. PANCRAS WAY, LONDON, N.W.1
Telephone: EU5ton 5393

TRUVOX

TAPE RECORDING AMPLIFIER


TYPE **C**



16 ^{GN} _S
LIST PRICE

Expressly designed to correctly operate the TRUVOX Tape Deck Mk. III—for Recording and Playback through a 3 ohm speaker, also supplying power for erasure and biasing. Additional facilities are as (a) a pre-amplifier to feed a power amplifier for the playing of recordings at greater than normal volume (for auditorium purposes, etc.); (b) a pick-up amplifier to operate a loudspeaker direct from a gramophone pick-up; (c) a two-station radio receiver for direct listening or recording with a TRUVOX Radio Jack.

Three Input Jacks. Output: 4 watts output at 3 ohms. **Oscillator:** Fixed frequency at approximately 45 kc/s. at high impedance. **Erase voltage** at least 150 v. **Bias** 80 v. approx. **Level indication** by Magic Eye. **Hum level:** 50 db down at 4 watts. **Frequency Response:** Fixed recording characteristic. Variable replay characteristics. Fixed level response as pre-amplifier. With TRUVOX heads and modern tapes, gives a substantially level response from 70-10,000 cps. **A.C. supply** mains 110-250 v.



TAPE DECK MARK III U

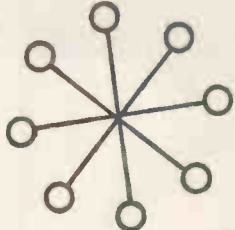
22 ^{GN} _S
List Price





Now available with BSS sense of tracking. Suitable for playback of new pre-recorded tapes. Three-motor drive. "Drop-in" Tape loading. Push-button control, electrically and mechanically interlocked. Separate push-button brake. "Fast-forward" and "fast rewind" without tape wear. Silent drive eliminating "wow" and "flutter." Half-track working, and two tape speeds of 7½ inches per second, or 3½ inches per second. Visual playing-time indicator. With a suitable amplifier, the equipment covers a frequency range from 50-10,000 c.p.s. at 7½ inches per second.



TRUVOX LIMITED
HARROW MIDDLESEX

Sales Office: 15 Lyon Road, Harrow, Middlesex. Telephone: Harrow 9282
Technical & Service Depts.: 328 The Broadway, Station Road, Harrow, Middlesex. Telephones: Harrow 4455


 With
 best wishes
 for a Merry
 Christmas
 and
 a Prosperous
 New Year



from



BRITISH COMMUNICATIONS CORPORATION LIMITED

Second Way, Exhibition Grounds, Wembley, Middlesex. Telephone: Wembley 1212

GOODSELL



Williamson Amplifiers (below)

Type illustrated is the GW12 fitted with large 'C' core output transformer.

Price GW18 £33 : 15 : 0

with 'C' core £38 : 5 : 0.

GW12 £27 : 10 : 0

with 'C' core £32 : 0 : 0.



Type PFA Pre-amplifiers (above)

The latest PFA unit is built especially for use with our range of Williamson Amplifiers. Separate bass and treble control in equaliser section. Low noise—high gain. 5 mv. input. 6 valves. Price £20.

★ Demonstrations of all these units at B.K. Partners Ltd., 229 Regent St., London, W.1, and Classic Electric Co. Ltd., Croydon.

GOODSELL LTD.

40 Gardner Street · Brighton 1 · Sussex

Tel. : Brighton 26735

BK

SPECIALISED LOUDSPEAKER ENCLOSURES

Some of the fine loudspeaker systems demonstrated daily on audio amplifiers by LEAK — ACOUSTICAL — GOODSELL — ROGERS — ARMSTRONG



FCR 10



FCR 8



BCH 80



WRL 12



CLR 3



MVC



HRL 8

★ H.P. TERMS AVAILABLE

These and other high fidelity equipments are demonstrated at our show-rooms : Daily 10.30 a.m. - 5.30 p.m. Saturday 10.30 a.m. - 12.30 p.m.

B. K. PARTNERS LTD.

229, Regent Street, London, W 1. (Entrance Hanover Street)

Phone : REG 7363

RELAYS

announcing the

2400 RELAY



A Relay of noteworthy dimensions, designed in size and performance to suit present day electronic equipment. The new 2400 Relay is available with twin light duty or single heavy duty contacts.

When fitted with a 10,000 ohm coil, the pull-in is approximately 4 milli-amperes; contact pressure and clearance have not been sacrificed to achieve this sensitivity.

DIMENSIONS: Above chassis $2\frac{1}{2}$ " high x 1" wide x $1\frac{5}{8}$ " deep.

WEIGHT: $4\frac{1}{2}$ ounces.



MAGNETIC DEVICES LTD
NEWMARKET

MD-4

MAINS TRANSFORMERS

FULLY INTERLEAVED
SCREENED AND IMPREGNATED. ALL GUARANTEED

ALL PRIMARIES ARE 200/250 v. Half Shrouded.

HSM63 (Midget). Output 250-0-250 v. 60 m/a., 6.3 v. at 3 amps., 5 v. at 2 amps.....	16/3
HS63. Output 250-0-250 v. 60 m/a., 6.3 v. at 3 amps., 5 v. at 2 amps.....	16/6
HS40. Windings as above. 4 v. at 4 amps., 4 v. at 2 amps.....	16/6
Output	
HS2. 250-0-250 v. 80 m/a.....	19/-
HS3. 350-0-350 v. 80 m/a., 19/-.	19/-
HS30. 300-0-300 v. 80 m/a.	
HS2X. 250-0-250 v. 100 m/a., 21/-.	21/-
HS75. 275-0-275 v. 100 m/a.	
HS30X. 300-0-300 v. 100 m/a., 21/-.	21/-
HS3X. 350-0-350 v. 100 m/a.....	21/-

Fully Shrouded

FSM63 (Midget). Output 250-0-250 v. 60 m/a., 6.3 v. at 3 amps., 5 v. 2 amps.....	16/9
Output	
FS2. 250-0-250 v. 80 m/a.....	21/-
FS30. 300-0-300 v. 80 m/a., 21/-.	21/-
FS3. 350-0-350 v. 80 m/a.	
FS2X. 250-0-250 v. 100 m/a., 23/-.	23/-
FS75. 275-0-275 v. 100 m/a.	
FS30X. 300-0-300 v. 100 m/a., 23/-.	23/-
FS3X. 350-0-350 v. 100 m/a.....	23/-
All the above have 6.3 4.0 v. at 4 amps., 5-4.0 v. at 2 amps.	
FS43. Output 425-0-425 v. 200 m/a., 6.3 v. 4 amps., C.T. 6.3 v. 4 amps., C.T. 5 v. 3 amps. Fully shrouded.....	47/6
FS50. Output 450-0-450 v. 250 m/a., 6.3 v. 2 amps., C.T. 6.3 v. 4 amps., C.T. 5 v. 3 amps. Fully shrouded.....	67/6
F35X. Output 350-0-350 v. 250 m/a., 6.3 v. 6 amps., 4 v. 8 amps., 4 v. 3 amps., 0-2-6.3 v. 2 amps. Fully shrouded.....	65/-
FS160X. Output 350-0-350 v. 160 m/a., 6.3 v. 6 amps., 6.3 v. 3 amps., 5 v. 3 amps. Fully shrouded.....	44/-
FS43X. Output 425-0-425 v. 250 m/a., 6.3 v. 6 amps., 6.3 v. 6 amps., 5 v. 3 amps. Fully shrouded.....	63/6
HS6. Output 250-0-250 v. 100 m/a., 6.3 v. 6 amps., C.T. 5 v. 3 amps. For receiver R1355. Half shrouded.....	26/6
HS150. Output 350-0-350 v. 150 m/a., 6.3 v. 3 amps., C.T. 5 v. 3 amps. Halfshrouded.....	27/9
F36. Output 250-0-250 v. 100 m/a., 6.3 v. 6 amps., C.T. 5 v. 3 amps. Fully shrouded.....	29/6
FS120. Output 350-0-350 v. 120 m/a., 6.3 v. 2 amps., C.T. 6.3 v. 2 amps., C.T. 5 v. 3 amps. Fully shrouded.....	29/9
FS256. Output 250-0-250 v. 80 m/a., 6.3 v. at 6 amps., 5 v. at 3 amps. Fully shrouded.....	28/6
PR11. Output 230 v. at 30 m/a., 6.3 v. at 1.52 amps.....	21/-
FS150. 350-0-350 v. 150 m/a., 6.3 v. 4 amps., 5 v. 3 amps.....	31/6
FS150X. Output 350-0-350 v. at 150 m/a., 6.3 v. at 2 amps. C.T. 6.3 v. at 2 amps., C.T. 5 v. at 3 amps. Fully shrouded.....	31/6
The above have inputs of 200/250 v.	

OUTPUT TRANSFORMERS

MIDGET OP. 5,000Ω to 3Ω.....	3/9
8,000Ω to 3Ω.....	3/9
OP10. 10/15 watts output. 20 ratios on Full and Half Primary	17/9
OP30. 30 watts output, 20 ratios on Full and Half Primary.....	25/9
Williamson's O.P. Transformer to Author's specification.....	£4/13/6
Chokes for Williamson's Amplifier, 30 H. at 20 m/a.....	16/6
10 H. at 150 m/a.....	32/-

FILAMENT TRANSFORMERS

All 200/250 v. Input.

F3. 6.3 v. @ 3 amps.....	9/6
F4. 4 v. @ 2 amps., 7/6.	7/6
F6. 6.3 v. @ 2 amps.....	8/-
F6X. 6.3 v. @ 0.3 amps., 5/6.	
F12X. 12 v. @ 1 amp.....	
FU6. 0-2-4-5-6.3 v. @ 2 amps., 10/-.	
F12. 12.6 v. tapped 6.3 v. @ 3 amps.....	16/6
F24. 24 v. tapped 12 v. @ 3 amps.....	23/6
F29. 0-2-4-5-6.3 v. @ 4 amps., 18/9.	
FUI2. 0-4-6.3 v. @ 3 amps.....	17/6
FU24. 0-12-24 v. @ 1 amp.....	17/6
FS. 6.3 v. @ 10 amps. or 5 v. @ 10 amps., or 12.6 v. @ 5 amps., or 10 v. @ 5 amps.....	34/-
F6/4. Four windings at 6.3 v. tapped 5 v. @ 5 amps. each, giving by suitable series and parallel connections up to 6.3 v. @ 20 amps.....	51/6

Quotations, etc. stamped addressed envelope, please.

C.W.O. (add 1/6 in £ for carriage).

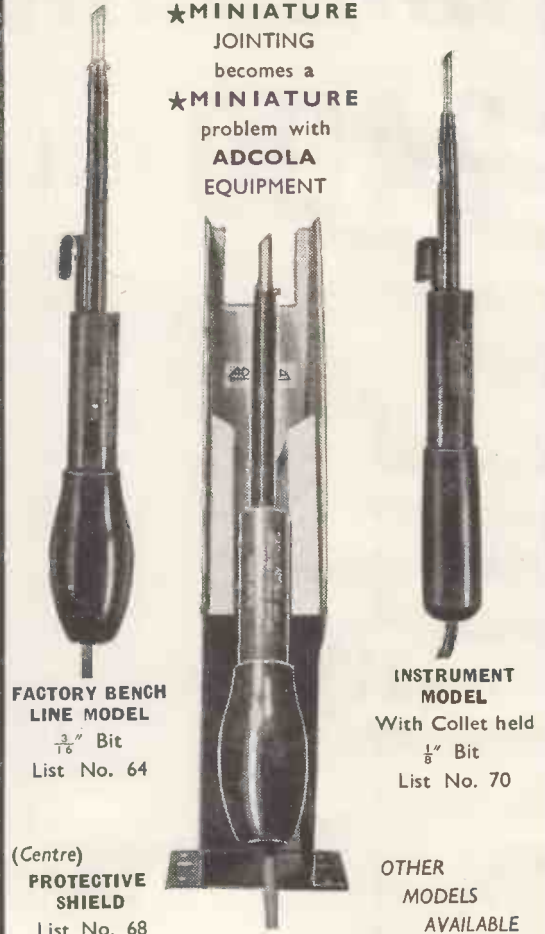
Export enquiries invited.

H. ASHWORTH (Dept. W.W),
676, Gt. Horton Road, Bradford 7, Yorks.

SOLDERING INSTRUMENTS

AND ALLIED EQUIPMENT
for factory, maintenance
and instrument makers

★MINIATURE JOINTING becomes a ★MINIATURE problem with ADCOLA EQUIPMENT



FACTORY BENCH LINE MODEL
3/16" Bit
List No. 64

INSTRUMENT MODEL
With Collet held
1/8" Bit
List No. 70

(Centre)
PROTECTIVE SHIELD
List No. 68

OTHER MODELS AVAILABLE

Standard Volt ranges stocked :
6/7 12/13 22/24 50/55
100/110 200/220 230/250

Write for complete catalogue



PRODUCTS LIMITED

Cranmer Court · Clapham High Street
London, S.W.4 Phone : MACaulay 4272

NEW!! JUST RELEASED!!

TAYLOR OSCILLOSCOPE MODEL 31A

This oscilloscope of advanced and reliable design, yet economically priced, is intended for T.V., Radio Servicing and general Laboratory use.
4in. C.R. Tube Electrostatic Deflection.
Time base from below 10 c/s up to 500 Kc/s.
Free running or triggered.
Amplifier—high gain bandwidth 10 c/s to 6 Mc/s.



List Price £60

Available on advantageous H.P. Terms—Prompt delivery.

TAYLOR R.C. OSCILLATOR MODEL 191A

This wide range R.C. Oscillator is designed for general service and Laboratory work.
Frequency 10 c/s to 100 Kc/s.
Accuracy $\pm 2\%$. Output sine or square wave.
Attenuator 80 db. Impedance 600 ohms.



List Price £30

Available on advantageous H.P. Terms—Prompt delivery.

Other Taylor products include;

A selection of Multirange Universal Meters, Valve Testers, Signal Generators, Circuit Analysers, Output Power Meters, Capacity & Resistance Bridges, Insulation Testers, Moving Coil and Moving Iron Meters, V.U. Meters, etc.

Write for new catalogue illustrating full range of Taylor Test Gear.

Taylor

ELECTRICAL INSTRUMENTS LTD

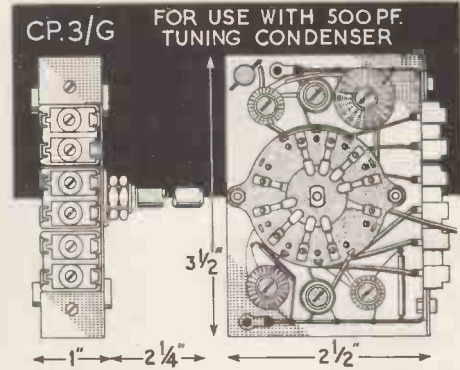
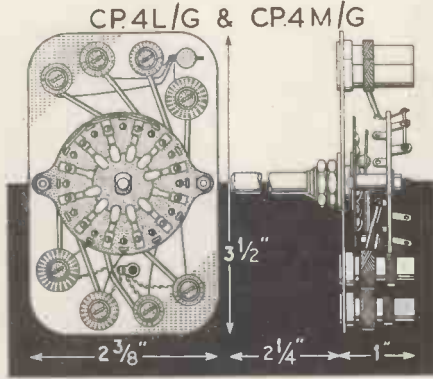
Montrose Avenue, Slough, England. Slough 21381. Cablegrams: Taylins, Slough.

MAXI-Q
REGD.

WE NOW GUARANTEE SEVEN COIL PACKS TO BE THE FINEST OF THEIR CLASS IN THE COUNTRY.

Mechanical Precision, Design and Technical performance unsurpassed.

IN RESPONSE TO POPULAR DEMAND we have extended our latest range of coil packs to include a gramophone position . . .



These compact 4 station coil packs are available for either 1 Long and 3 Medium wave stations (CP.4L/G) or 4 Medium wave stations (CP.4M/G). A gram position is provided in which no coils are in circuit and provision is made for switching in the pick-up circuit. They may be used with any standard frequency changer valve, I.F. 465 kc/s. Retail price of each unit: 31/- plus 10/4 P.T. = Total 41/4.
Less Gram. position, 25/- plus 8/4 P.T. = Total 33/4.

A compact 3 waveband coil pack. Fully wired and requires only seven connections. A gram position is provided and provision is made for switching in the pick-up circuit. Suitable dials are the Jackson "SL8 Spin Wheel" or "Full Vision". Any conventional frequency changer may be used. I.F. 465 kc/s. Retail price: 39/- plus 13/- P.T. = Total 52/-.
Less Gram. position, 32/- plus 10/8 P.T. = Total 42/8.

Obtainable from all reputable stockists, or in case of difficulty direct from **DENCO (CLACTON) LTD.** Send 1/- in stamps for General Catalogue.

DENCO (CLACTON) LTD. 357/9 Old Road, Clacton-on-Sea, Essex
Stop Press: Crystal Coil PCC.1 (see Brimar leaflet), 7/6. Germanium Diode Brimar GD5, 7/6. Mullard "Five-Ten" Amplifier Chassis, 14/6.



DUROFIX

the only adhesive with all these qualities

A clean, free-flowing liquid, Durofix is the perfect adhesive for such work as securing coil windings and terminations, binding laminations, locking trimmer condensers and cores, fixing diaphragms to moving-coils of speakers, knot fixing on Nylon, and for fixing felt to wood or metal. Durofix more than meets the most exacting requirements of radio and T.V. manufacture, and is ideal for servicing and home construction. Used by Famous Radio & T.V. Manufacturers Durofix is a Rawlplug product—famous throughout the world for finest quality and complete dependability. For further Technical Information and Prices write to—

DUROFIX SPECIFICATION

Tensile Strength *Approx. 10,000 lb/sq.in.*
Resistivity (50% Relative Humidity) *10¹⁰ ohms/cm. cube.*
Dielectric Strength *600/1200 volts/mil.*
Thermal Conductivity *(3.1 to 5.1) x 10⁻⁴ cal/sec/sq.cm/°C/cm*
Temperature Stability *Satisfactory from minus 40°C to plus 120°C*
Water Resistance *Very good up to boiling point.*

Used by Famous Radio & T.V. Manufacturers Durofix is a Rawlplug product—famous throughout the world for finest quality and complete dependability. For further Technical Information and Prices write to—

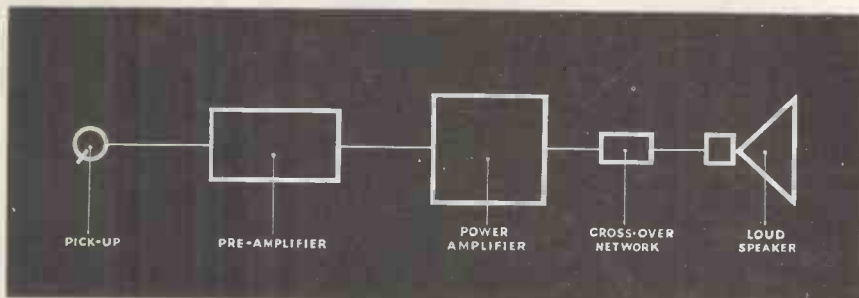
**INSULATING
HEATPROOF
WATERPROOF
NON-CORROSIVE
5 MINUTE
DRYING
STICKS almost
any material
OUTSTANDING
ADHESIVE
STRENGTH**

THE RAWLPLUG CO. LTD., CROMWELL RD., LONDON, SW7 FRObisher 8111 (10 lines) Grams: Rawlplug Southkens London

TANNOY

throughout!

All the elements
of a complete
High Fidelity
sound system
from the same
manufacturer



The Tannoy organisation is the only single organisation on either side of the Atlantic which designs and makes every unit in a complete reproducing chain — from phono-cartridge to loudspeaker (and, when required, loudspeaker enclosure). Small wonder that the Tannoy Domestic Sound System, with every unit really matching the next, has given to 'high fidelity' the precise meaning it should have had all along.



TANNOY VARILUCTANCE TURN-OVER CARTRIDGE with dual diamond styli.

This, the Tannoy Organisation's latest contribution to the realistic transcription of recorded music, represents a technical advance of some magnitude. Several conventions have been ignored, among them the idea that if resonant peaks are kept well outside the audio spectrum they may safely be neglected. This cartridge has no uncontrolled resonances whatsoever. In addition, the lateral to vertical compliance ratio has had particular attention — and we have not scorned empiricism in arriving at the damping arrangements finally adopted. These factors, combined with very low effective dynamic mass permit a completely safe tracking weight of six grammes at all speeds. The turnover mechanism is simple and positive, and the styli assemblies are independent.

TANNOY "AUTOGRAPH" PRE-AMPLIFIER

with four switched inputs, and switched correction for all major recording characteristics

TANNOY "AUTOGRAPH" PRE-AMPLIFIER

with polished wood and metal enclosure for stand mounting



TANNOY HIGH-FIDELITY POWER AMPLIFIER

The perfect complement to the Tannoy "Autograph" Pre-Amplifier



TANNOY DUAL CONCENTRIC HIGH FIDELITY SPEAKERS

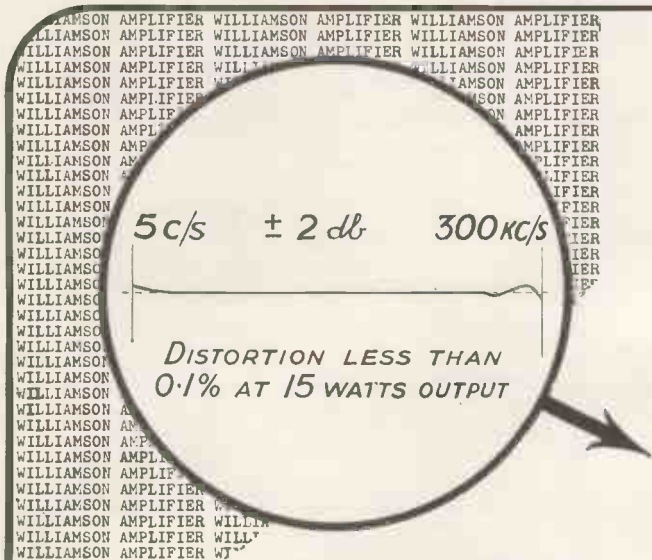
*12" unit complete with crossover
15" unit complete with crossover*



PRODUCTS LTD *Sound Practitioners*

WEST NORWOOD · LONDON · S.E.27


Tel: Gipsy Hill 1131



THE WILLIAMSON AMPLIFIER.

This Amplifier was designed for the highest possible fidelity in sound reproduction, but due to its extremely wide frequency response and low distortion it has been widely used in laboratories all over the world for all applications demanding the finest standard of linear amplification.

Output impedances as required.



DESIGNED BY D.T.N. WILLIAMSON
ENGINEERED FOR LABORATORY USE BY:-

RAE
Electronics
LIMITED

FINISHED IN
ALPINE MIST
METALCHROME

£32-10-0 CARRIAGE PAID

Prompt Delivery

149 • NEWFOUNDLAND ROAD • BRISTOL • 2

Telephone - BRISTOL 51132



**... but for specialised
production
in electronics ...**

At the Electronics Division of Plessey, a thousand pairs of skilled hands can, if need be, nurse a young idea—develop it—and bring it to full or limited production maturity with a thoroughness that would spell costly delay in any organisation less well equipped. Therein lies the main reason why leading members of the electronics industry call on Plessey to fill contracts which vary in their terms from the quantity production of equipment for which there is a mass demand, to the limited production of individual assemblies. Plessey are presently engaged on contracts for such renowned manufacturers as B.T.H., Decca, I.A.L., Kelvin Hughes, Marconi's Wireless Telegraph Company Ltd., and Laurence Scott & Electromotors Ltd. If *your* special interests lie in electronics, serve them well by writing for the Plessey publication which sets out their various specialised services.



PPI Off-Centre Radar Display Unit designed by B.T.H.; developed in conjunction with B.T.H., leading to substantial quantity production.

... you should see

Plessey

ELECTRONICS DIVISION • TELEPHONE: VALENTINE 8855
THE PLESSEY COMPANY LIMITED • ILFORD • ESSEX

*Quality minded people
the world over
are choosing the
Ambassador VISCOUNT*

This new radiogramophone version offers world-wide performance, eight wavebands, all coil ranges, six electrically bandspread. Garrard record changer. Record storage compartments for 200 records. 10" speaker. £79. 10. 0. in Gt. Britain Export prices on application.



SEE it's **AMBASSADOR**

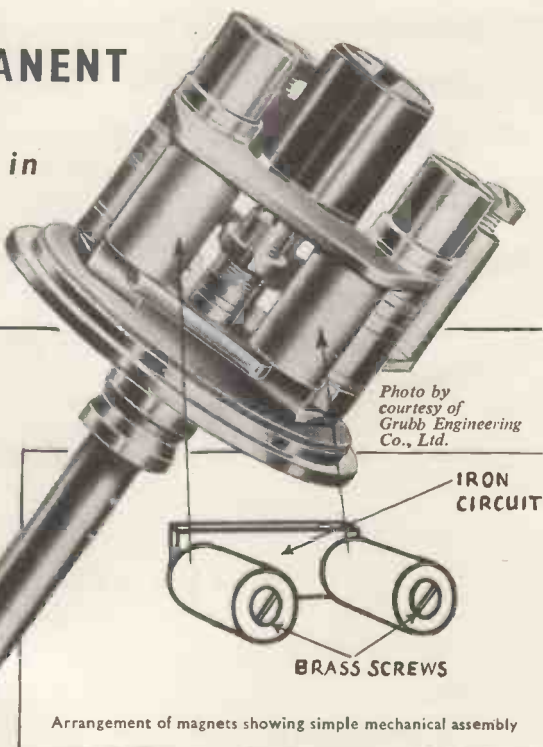
AMBASSADOR RADIO & TELEVISION, PRINCESS WORKS, BRIGHOUSE, YORKSHIRE

MUREX SINTERED PERMANENT

MAGNETS *are used in*

Grubb IMMERSION HEATERS

Another typical example of the use of Murex Sintered Permanent Magnets where the need for high magnetic stability and efficiency is essential. The illustration shows the simplicity of the mechanical assembly of the two magnets used in the thermostat. In this application as in many others Murex Sintered Magnets continue to give accurate and reliable service.




*Photo by
courtesy of
Grubb Engineering
Co., Ltd.*

MUREX LIMITED

(Powder Metallurgy Division)
RAINHAM, ESSEX, Rainham, Essex, 3322

London Office:
CENTRAL HOUSE, UPPER WOBURN PLACE, W.C.1

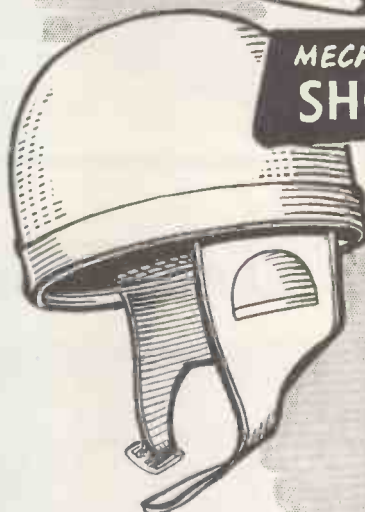

For MAXIMUM PROTECTION against



**EXTREME
HUMIDITY**



**TROPICAL
HEAT**



**MECHANICAL
SHOCK**

GRESHAM

TRANSFORMERS

LEOCAST
(RESIN ENCAPSULATED)

Supplied with 'C' Cores to RCL 215 dimensions or with Standard Laminations to RCL 216 dimensions, Leocast Transformers have been satisfactorily tested to the standard required by RCS 214 (Grade S) to Humidity Class H.1. The dielectric qualities of the resins used make Leocast Transformers particularly suitable for high-voltage applications.

Industry is Solving Valve Testing Problems

WITH THE

Mullard HIGH SPEED VALVE TESTER



Industries which deal extensively with radio and other electronic equipment are finding the Mullard High Speed Electronic Valve Tester ideal for routine checks. This instrument provides the quickest method of checking large quantities of valves, and can be operated if necessary by non-technical personnel after only a few minutes' instruction. Write for full details and a copy of the folder "High Speed Testing in Industry" to Department E.V.D. at the address below.

Mullard



MULLARD LTD., CENTURY HOUSE, SHAFTESBURY AVENUE, W.C.2

MVM266A

For the LABORATORY and PRODUCTION LINE



Write for illustrated catalogue detailing the wide SIFAM range.

ELECTRICAL INSTRUMENTS

In addition to our well-known standard ranges of 2in. to 4½in. square and round panel-mounting instruments, the following are a few examples of special types which we have developed to meet industrial requirements:—

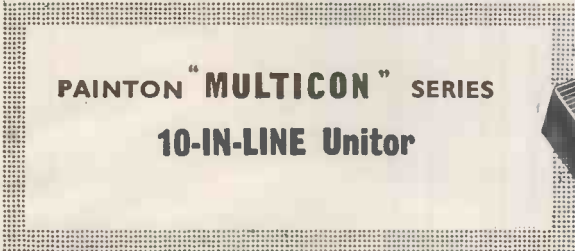
- Audible Braille Multi-range milliammeters.
- Contact instruments.
- Semi log scaled instruments.
- VU indicators and decibel meters.
- Modulation meters with special ballistics.
- Temperature measuring equipment.
- Airborne instruments of special design.
- 6in. and 8in. portables for precision and industrial use.

SIFAM Electrical Instruments fully meet the high standards of accuracy and reliability demanded by modern industrial techniques, production control, laboratory testing, etc.

SIFAM ELECTRICAL INSTRUMENT CO. LTD. Leigh Court, Torquay. Telephone: TORQUAY 4547-8




By Appointment to the Professional Engineer



MULTICON—Regd. Trade Mark

PATENT 700999



VOLTAGE RATING 500 volts
D.C. or A.C. Peak


CURRENT CARRYING CAPACITY
5 amps. D.C. or A.C. (RMS) per contact

Designed primarily for unitor and rack-mounting panel connection purposes, these units will prove invaluable in design applications where space is restricted, and components of the highest quality are required.

The contacts are heavily silver plated, and provide a low and constant contact resistance.

The moulding material is nylon-filled phenolic resin and the anti-tracking characteristics are further improved by the incorporation of moulded ribs between each contact.

Spacers keep the mating faces apart and thereby prevent free moisture remaining between the plug and socket faces. The patented method of securing both the male and female contacts within the mouldings ensures the satisfactory operation of the Painton "Multicon" range under adverse tropical and climatic conditions.



Cat. No.	501461	501462	501510	501511
Type	PLUG front mounting	SOCKET front mounting	PLUG side mounting	SOCKET side mounting

See illustrations

PAINTON
Northampton England

for unfailing activity

G.E.C.
SUB-MINIATURE
**QUARTZ
CRYSTAL
UNITS**



Type BA, frequency change not exceeding 0.01% from 0°C to +70°C
 Type DA, frequency change not exceeding 0.01% from -30°C to +45°C
 Type EA, frequency change not exceeding 0.002% from +65°C to +80°C

For further details please apply to:-

SALFORD ELECTRICAL INSTRUMENTS LTD
PEEL WORKS • SILK STREET • SALFORD 3 • LANCs
 A Subsidiary of THE GENERAL ELECTRIC CO. LTD. OF ENGLAND

Q.C. 500
 Frequency range
 10,000 Kc/s to 16,000 Kc/s

A Grand Combination

INTERNAL QUALITY — EXTERNAL BEAUTY



**OSRAM 912
 AMPLIFIER**
 Kit Price £22.2.9
 Carriage 5/-

**G.E.C.
 METAL CONE
 SPEAKER**
 £8.15.0
 Carriage 2/6

**OCTAGONAL
 SPEAKER CABINET**
 Height 2' 6". Width 1' 8". Depth 1' 2 1/2"
 £12.10.0
 Carriage 15/-

**MATCHING CABINET
 FOR AMPLIFIER**
 £12.10.0 Carriage 15/-
 In Walnut Mahogany or Weathered Oak



★ "I have completed tests on the sample octagonal Cabinet which you brought over to us recently and find that it fully meets the G.E.C. specification. It is extremely satisfactory in all respects."
 —F. H. BRITAIN, RESEARCH LABORATORIES,
 G.E.C. LTD., WEMBLEY.



TELE-RADIO (1943) LTD

189 EDGWARE ROAD

LONDON, W.2

Phone : PAD 4455/6

Shop hours: MONDAY—SATURDAY 9 a.m. to 6 p.m.

THURSDAY 9 a.m. to 1 p.m.



DUBILIER

HIGH VOLTAGE & HIGH FREQUENCY RESISTORS

Dubilier type MV Resistors are designed for High Voltage applications where high resistance and power are required. The unique application of the famous Dubilier resistance coating in helical turns on a ceramic tube provides a conducting path of long effective length. The long resistance path enables a material of low specific resistance to be used thus ensuring greater stability in high resistance values.

Dubilier type MP Resistors are designed for service at high frequencies where it is essential to eliminate as far as possible inductive effects in the resistor.

For further details send for Catalogue Brochure R.8.

TYPES

MV & MP

DUBILIER CONDENSER CO. (1925) LTD., DUCON WORKS, VICTORIA ROAD, NORTH ACTON, LONDON, W.3. Phone: Acorn 2241 (5 lines). Grams: Hivoltcon, Wesphone, London. Cables: Hivoltcon, London Marconi International Code

EDDYSTONE

RADIO ENGINEERING OF SURPASSING EXCELLENCE



MODEL '680X' COMMUNICATION RECEIVER

30 Mc/s to 480 kc/s

USED PROFESSIONALLY IN ALL PARTS OF THE WORLD

Compare critically the Eddystone "680X" against world-wide production of similar equipment and you will find nothing to equal either the performance or the construction of this receiver at anywhere near its price level.

The solid diecast chassis ensures robust mechanical strength and rigidity and adds to the electrical screening. The large open dial is accurately calibrated and permits precise tuning and re-setting. The flywheel-controlled, geared tuning mechanism is a masterpiece

of light engineering; its perfection can only be judged by practical experience.

The "680X" has a first-class electrical specification. Fifteen valves are used; two RF and two IF stages, separate oscillator and push-pull output. Figures for sensitivity, noise, selectivity and image ratio are excellent. Frequency drift is negligible on all ranges.

The "680X" receiver is handsomely finished in polychromatic grey and has an all-round performance of the highest order.

LIST PRICE (ex works) £106 - 0 - 0


Please write for full specification to the manufacturers:

STRATTON & CO. LTD., EDDYSTONE WORKS, BIRMINGHAM 31

REDUCE YOUR PRESS TOOL COSTS

**THE HUNTON UNIVERSAL BOLSTER OUTFIT
FOR SHEET METAL PIERCING AND
BLANKING ON FLY PRESSES**

Bolster Frame with 2 adjustable gauges and insertable steel Holders for Dies $\frac{1}{8}$ in. to $3\frac{1}{2}$ in. bore diameter.



Two Punch Holders with detachable positive-action Strippers take the complete range of Punches $\frac{1}{8}$ in. to $3\frac{1}{2}$ in. diameter.

Equip your Press with the Hunton Outfit and use inexpensive standardised Punches and Dies $\frac{1}{8}$ in. to $3\frac{1}{2}$ in. diameter, obtainable from stock—in $\frac{1}{8}$ in. sizes—when required.

Standardised Tools also available at short notice for Square, Oblong and other shapes, Louvre Forming (up to 8 in. long), Corner Notching, Corner Radiusing, Angle Iron Notching and Piercing, etc.

Get the Outfit now—Buy Punches, Dies and Tools as you need them

Descriptive brochure and prices on request.

HUNTON LIMITED

Phoenix Works, 114-116, Euston Road, London, N.W.1

Telephone: EUston 1477-8-9

Telegrams: Untonexh, London



**S.G. Brown
AUDIO AIDS**

Headphones with individual volume control. Ideal for use with church and cinema deaf aid installations or for individuals with impaired hearing.

They provide the essential clarity of reception when listening to Radio and T.V.

Send for Brochure 'W' of all types available. If desired, advice is given on selection of type most suited to individual needs.

S. G. Brown provide Headphones and associated equipment for all known purposes.

S.G. Brown, Ltd.

SHAKESPEARE STREET, WATFORD, HERTS.

Telephone · Watford 7241



Cat. No. NT.11340

PYE SENSITIVE D.C. MICROVOLT METER AND AMPLIFIER

This new instrument has several important applications. It replaces the sensitive reflecting galvanometer as a detector in potentiometer and bridge circuits. The rapid response, easily-read deflections, and ability to be used on an ordinary bench offer great advantages for routine industrial measurements.

It may also be used as a low-frequency d.c. amplifier of exceptional zero stability and low cost. A jack-socket at the back allows output to be taken to controllers, recorders, or relays.

Thermocouples, resistance bridge networks, barrier-layer photocells, or any device giving a small voltage signal can be connected to the input. The fact that voltages as low as $1\mu\text{V}$ can be handled opens new possibilities in this field.

SCALE:

$10\mu\text{V}$ - 0 - $10\mu\text{V}$.

RANGES:

X1, X10, X100, X1000.

INPUT RESISTANCE:

40 ohms.

RESPONSE TIME:

On X1 range 0.5 seconds;
on other ranges 0.15 seconds.

ZERO DRIFT:

Not more than $\pm 1\mu\text{V}$ /hour.

OUTPUT CURRENT:


1 mA into 4000 ohms.
(When used as d.c. Amplifier)

POWER SUPPLY

110, 200-250V, 40-60c/s.

SCIENTIFIC  INSTRUMENTS

W. G. PYE & CO. LTD., GRANTA WORKS, CAMBRIDGE, ENGLAND
WG.53



WESTALITE

RECTIFIERS TYPE 16HT & 16K

Suitable for outputs of up to 8 mA and 4 kV in half-wave circuits, and 15 mA and 7 kV in a bridge circuit using four similar units, these rectifiers are the embodiment of power in a compact form. As can be seen by reference to the abridged table below, the range covers a useful field, and the use of a Metal Rectifier at these voltages has the advantage of obviating the need for expensive transformers incorporating high voltage filament windings. For further details of these units, please write for a copy of Data Sheet No. 42 to Dept. W.W.13.

Type	R.M.S. Input Volts	Output Current/Volts at		
		25°C. 8mA	36°C. 6mA	45°C. 4mA
16K1	15	15	15.5	15
16K7	105	113	108	102
16K16	240	240	248	240
16HT20	300	312	320	293
16HT40	600	624	640	580
16HT80	1,200	1,248	1,280	1,190
16HT144	2,160	2,192	2,288	2,176
16HT258	3,865	4,120	4,120	3,690

All ratings applicable to half-wave circuits.

WESTINGHOUSE BRAKE & SIGNAL CO. LTD.,
82 YORK WAY, KING'S CROSS, LONDON, N.1

ALWAYS "FIT"



SUSPENSION DRAWER SLIDES, SUN and PLANET FRICTION ELIMINATORS and SHEAVES

Ask for Brochure and pages 47, 49 and 53



Engineers, Patentees and Sole Manufacturers.

AUTOSET (PRODUCTION) LTD., DEPT. "H", STOUR STREET, BIRMINGHAM 18

Tel.: EDG 1143 (3 lines).

Please mention *Wireless World*

ESTD. over 35 years

There are 12 different types of "ACRU" Neon Indicator Lamps

During the past five years over ¼ million "ACRU" Neons have been sold with not a single complaint about short life.



The Minimum life of "ACRU" Neons is 25,000 hours.

Ask for leaflets.

With incorporated resistance they can be connected directly to the mains voltage.

THE ACRU ELECTRIC TOOL MFG. CO. LTD.,

CHAPEL STREET, LEVENSHULME, MANCHESTER.

Tel.: Rusholme 4613

*Greatest Tuning Range
and Best Sensitivity of
Any Commercial Receiver!*

National



HRO-Sixty



List Price
\$533.50, U.S. dollars,
FOB Factory, less Speaker. Includes
4 coils covering 1.7 to 30 mc with bandspread
operation on the amateur 80, 40, 20, and 10-11
meter bands. Additional coils, speaker, rack-
mounting for speaker and coil-storage, and other
accessories are available at extra cost.

RANGES: 50-430 kc

480 kc—35 mc

50 mc—54 mc

SENSITIVITY: 1 mv or better at 6 db
signal-to-noise ratio.

SELECTIVITY: Utilizes dual conversion
and 12 permeability-tuned
IF circuits for the highest skirt
selectivity ever achieved.
Selectivity variable from
8 kc overall to approx.
1200 cps at 40 db.

The HRO-Sixty is the finest general communication receiver money can buy. National HRO receivers have long been used by Government Services, Commercial Operators, and Amateurs throughout the world, where the utmost in performance and reliability is required. Complete specifications will be forwarded upon request.

NATIONAL NC-98 is a
popular-priced receiver
with a range of 550 kc to
40 mc, and many advanced
features. U. S. List Price,
\$149.95



NATIONAL offers models at
various price levels, down to
\$49.95 U.S. List. Every National
receiver is outstanding in its
class. Complete catalog will
be forwarded upon request.

Ad. Auriema, Inc. Exclusive Export Representative
89 BROAD ST., NEW YORK 4, N. Y. • Distributors' Inquiries Invited

Ronette G-210

*Streamlined
microphone*

One of the finest all-purpose microphones ever made by Ronette is this type G-210. Chrome plated die-cast housing with patented "Filtercel" cartridge. Available with several types of voltage/frequency response curves. Type GS-210 has noiseless on-off switch. For use with long lines these models are available with built-in 200 Ω line transformer.

G-210 type microphones are supplied with screened standard microphone connector. 5/8 -27 thread for all normal stands.

Further information will be gladly supplied upon request.



FAMOUS MICROPHONES



Sole Importers to Great Britain:

TRIANON ELECTRIC LTD. LONDON NW10
95, Cobbold Rd., Willesden Telephone: Willesden 2116

Sole Distributors for the wholesale and retail trades only:

E. & G. DISTRIBUTING CORPORATION LTD.
33 Tottenham Court Road, London, W1 Telephone: Museum 6667

- T/V TECHNOLOGY
- RADIO ENGINEERING
- ELECTRONICS
- RADIO SERVICING

There's a big future in T/V and Radio. Act now! Increase your knowledge. Back-up experience with a sound theoretical background. I.C.S. offer courses of instruction in—

T/V TECHNOLOGY ● ADVANCED SHORT-WAVE RADIO ● RADIO ENGINEERING ● RADIO SERVICE ENGINEERING ● RADAR ● BASIC ELECTRONICS. FREQUENCY MODULATION.

I.C.S. will also coach you for the following examinations:—
B.I.R.E.: P.M.G. Certificate for Wireless Operators;
Radio Servicing Certificate (R.T.E.B.); C. & G Telecommunications, etc., etc.

DON'T DELAY—SEND COUPON TODAY for free descriptive booklet, stating which subject or examination interests you. Fees include all books needed. Examination students coached until successful.


Reduced terms for H.M. Forces.
Dept. 223D, I.C.S., 71 Kingsway, W.C.2.

INTERNATIONAL CORRESPONDENCE SCHOOLS.
Dept. 223D, International Buildings, Kingsway, London, W.C.2.

Please send Booklet on subject

Name..... Age.....
(Block letters, please)

Address



AUDIO AMPLIFIER MODEL AC/34



A small three valve, three stage, audio amplifier for operation on 200/250 v. A.C. 50 cycles (100.125 v. to special order).

INPUT Voltage 30 mV Impedance 0.5 megohm.

OUTPUT 4 watts impedance 2-4 ohms.

RADIO Power for a feeder unit is available.
MICROPHONE. Crystal pattern recommended.

PICK-UP High-fidelity crystal types need no special matching
High-fidelity magnetic pick-ups can also be used

CONTROLS. Volume, Tone and on-off.
VALVES. 6SL7 6V6, 5Y3.

CHASSIS DIMENSIONS 7in. by 5in.
by 2in.—overall height 3 1/2in.

LIST PRICE
£7 : 10 : 0

Each Amplifier is supplied with 12 months' guarantee.

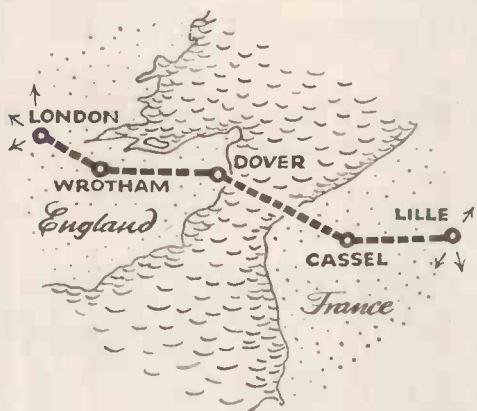
LEE PRODUCTS (GREAT BRITAIN) LTD.
Elpico House, Great Eastern Street, London, E.C.2.



Eurovision

The Wayne Kerr Video Oscillator is used by the B.B.C. Engineers to measure the frequency response of the Link over its full bandwidth.

(Photographs by courtesy of the B.B.C.)



Video Oscillator type 022B + 10 to -50 db on 1 volt peak to peak from 10 kc/s - 10 Mc/s.
 Stabilised output. Less than 1% total distortion.
 This instrument now includes a 50 c/s square wave output for examination of the low frequency characteristics of video networks.

Full details from:

THE WAYNE KERR LABORATORIES LTD., NEW MALDEN, SURREY

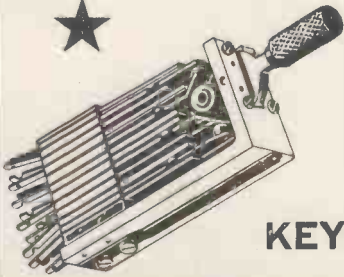


R-E-L-A-Y-S

3000 TYPES

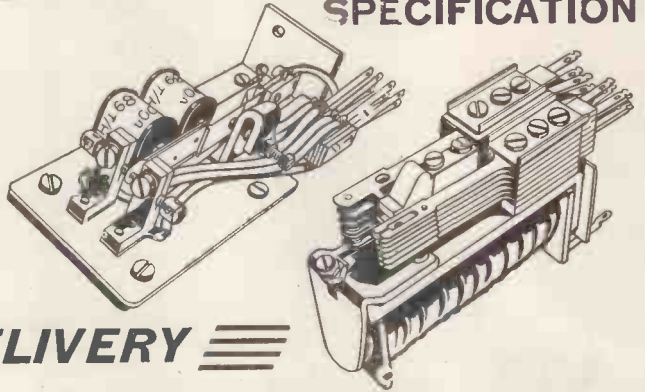
1Ω to 80,000Ω COILS 1 Make to 8 c o CONTACTS. 600 and HIGH-SPEED TYPES also supplied.

PROMPT DELIVERY



LARGE STOCKS OF KEYSWITCHES

P.O. TYPES TO YOUR SPECIFICATION



The **KEYSWITCH CO.**

ALL POST OFFICE EQUIPMENT

Enquiries to
191, KENSAL ROAD, LONDON, W.10
Telephone LAD 0666

STL

TRANSFORMERS

for **POWER SUPPLIES** and **AUDIO FREQUENCY**

A.I.D. Approved.


Suitable for use in all electrical and electronic equipment, to Ministry, B.S.S. or commercial standards. Tropical or standard finish.



Enquiries from manufacturers and the trade only.
Quotations sent upon receipt of specifications or drawings.

STEWART TRANSFORMERS Ltd.
75 KILBURN LANE, LONDON, W.10

Tel. : LADbroke 2296/7



Photograph by courtesy of British Thomson-Houston Co. Ltd.

This power station control desk was supplied by us to British Thomson-Houston Co. Ltd.

We are makers of **FINE WOOD CABINETS** to the RADIO, ELECTRONIC AND ALLIED INDUSTRIES, and invite Trade Enquiries.

H. ASHDOWN
CABINET MAKERS

98 HERTFORD ROAD, EDMONTON, N.9

Phone : EDM 2621

Works: 734/792, High Road, Tottenham, N.12. Phone: TOT. 2941

*The following valves are
outstanding in the current range
of Osram audio
valves and offer
unsurpassed performance
reliability and long
life to the
discriminating user*



AUDIO VALVES

*Write to the Osram Valve and Electronics Department for full
technical information, circuit and application data.*

THE GENERAL ELECTRIC COMPANY LIMITED
MAGNET HOUSE, KINGSWAY, LONDON, W.C.2

★ Z729 1st stage voltage amplifier pentode. The valve which has set the standard in its class where minimum hum and microphony are essential.

★ B309 (12AT7)
B329 (12AU7) Double triode voltage amplifiers.

★ N709 The high output pentode for all domestic amplifier purposes.

KT66 The world famous beam tetrode specified for the Williamson amplifier. The standard output valve for all medium power high quality amplifiers.

KT61 An efficient output beam tetrode for domestic receivers and small amplifiers.

KT33C An efficient output beam tetrode for DC/AC equipment.

PX4 The popular directly heated power triode which made true high quality sound available to the home constructor.

★ DA42 A new indirectly heated high power Class B triode for industrial amplifiers.

★ Specified for the OSRAM 912 high quality amplifier.

AIR-DAMPED ANTI-VIBRATION MOUNTS

of exceptional performance:
FOR THE PROTECTION OF AIRBORNE EQUIPMENT



- Superior vibration isolation.
- Improved shock absorption.
- Low permanent set and drift.
- Operation over wide temperature range.
- Minimum side sway.
- Wide load range with uniform performance.

Air-damped BARRYMOUNTS have been specially developed to provide assured protection for sensitive equipment against shock and vibration. An outstanding feature is their remarkably uniform performance over the full range of rated load variation.

Over 1,000,000 BARRYMOUNTS go into use every year for the protection of every type of air-borne equipment, from the lightest and most delicate instruments and electronic devices to apparatus up to 140 lbs. weight.

There are also BARRYMOUNTS available for specialised vehicle-borne and ship-borne equipment applications.

Air-damped BARRYMOUNTS are supplied in a wide range of sizes for Rated Loads of from 0.1 to 35 lbs.

MINIATURIZED BARRYMOUNTS ARE USED IN THE BRISTOL "BRITANNIA"



CB1

Made in England under licence from the Barry Corporation of U.S.A.

Write for technical bulletins.
European licensees:

CEMENTATION (MUFFELITE) LTD.,
39 VICTORIA ST., LONDON, S.W.1 (A88ey 5726)

BARRYMOUNTS

Three-Range PROBE MILLIVOLTMETER

Model VM6451



**SELF-CONTAINED
STABILISED
POWER PACK**

**ACCURACY TO $\pm 5\%$ OF
FULL SCALE DEFLECTION**

**AUTOMATIC OVERLOAD
PROTECTION**

Designed to provide direct readings for A.C. voltages from 10 millivolts to 2 volts. Three ranges are provided and readings are accurate within 1db from 50 cycles to 150 megacycles. The double triode measuring valve is detachable from the cabinet. This instrument can also be used for modulation carrier detection with the use of headphones. Write for full specification.

BRITISH PHYSICAL LABORATORIES
Radlett HERTS

Tel: RADLETT 5674-5-6

dm BP15


LEEVERS RICH

HEAVY DUTY

MAGNETIC TAPE RECORDER

for Industrial and Professional Use

Frequency Range (± 2 db.),
30-18,000 c/s.
Volume Range 50 db.
Flutter < 0.1%



MODEL C5
For spools up to 9ins. dia., 12-volt battery operation

MODEL D2A
For all types of Spool up to 11 1/2 ins. dia. A.C. operation

MODEL D2B
For all types of Spool up to 11 1/2 ins. dia., 12-volt battery operation

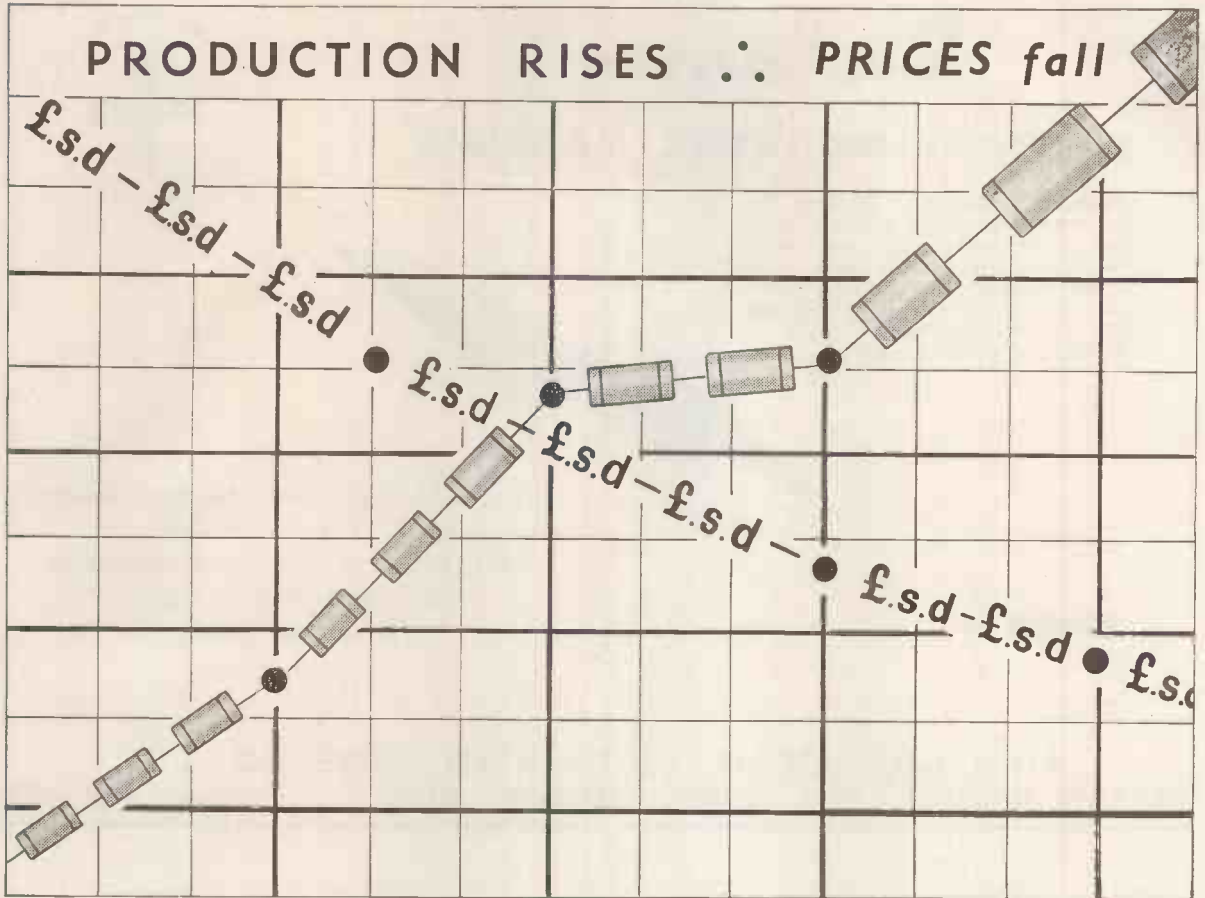
Prices from £365 complete

All of these models may also be supplied with

SYNCRPULSE (prov.) INTERLOCK SYSTEM
LEEVERS-RICH EQUIPMENT Ltd.


Please note new address:

78, Hampstead Rd., London, N.W.1. EUSTON 1481



SUFLEX POLYSTYRENE CAPACITORS

because of their **LOW DIELECTRIC LOSS** and **SMALL SIZE** are admirably suited for use in I.F. transformers and padded circuits. Their uniquely high insulation resistance and low dielectric absorption make them indispensable in computers, nucleonic and medical equipment.



* The capacitors shown here are actual size.




- CAPACITIES: 5 pf. to 0.5 mfd.
- TOLERANCE: 20% to 1%.
- VOLTAGES: 250v. to 750v. D.C.
- HS Type: for general use.
- HSA Type: with additional sealing for use in exceptional humidity conditions.

Delanco

REGD.

ELECTRICAL INSULATING MATERIALS

There is a 'Delanco' material for every application and our tool-room and machine-shop can deal with the manufacture of the most intricately shaped components. We produce tools specially designed and constructed for all types of manufactured components.



We should like to take this opportunity of wishing all our customers the **COMPLIMENTS OF THE SEASON AND EVERY SUCCESS DURING 1955**

ANGLO-AMERICAN VULCANIZED FIBRE CO. LTD.

CAYTON WORKS, BATH STREET, LONDON, E.C.1.

Phone: CLE 3271



EDDYSTONE COMMUNICATION RECEIVERS

Now Available on attractive Hire Purchase Terms.

Model	Cash Price	Deposit	Monthly
740	£42 15 0	£8 11 0	£3 2 10
840	£45 0 0	£9 0 0	£3 6 0
750	£68 0 0	£13 12 0	£5 0 0
680	£106 0 0	£21 4 0	£7 15 6

Instalments are for 12 months.

The model illustrated is the 740. All are for AC only operation except the 840 which is AC/DC 110/250 v. making it especially suitable for universal use. Descriptive literature on request. The relaxation of H.P. restrictions enables us to offer the above attractive terms.

Latest Eddystone component catalogue 1/-.



The
Eddystone
Specialists
RADIO SERVICES LTD.,

55 COUNTY ROAD, LIVERPOOL, 4

Telephone: AINTREE 1445

ESTAB. 1935

Explains costing techniques to the engineer in the shop

Now Ready

Cost Accounting and the Engineer

By KENNETH B. MITCHELL, A.C.W.A., Aff.I.W.M.


This new book sets out to explain cost accounting and how it operates to the engineer on the shop floor. The approach is simple and direct, the reader being shown in a practical manner how modern cost accounting influences every department. Special attention is given to problems of budgeting and budgetary control.

8½" x 5½" 128 pp. Illustrated. 10s. 6d. net. By Post 10s. 9d.

Published for "Machine Shop Magazine"

Obtainable from booksellers or direct from

Iliffe & Sons Limited, Dorset House, Stamford Street, London, S.E.1



MODEL L.1

Operating in the decimetre wave region, this Signal Generator has been designed to meet the increasing requirements of the development laboratory at Ultra High Frequencies. Besides a wide frequency range and reliable attenuator system, provision is made in the L.1 for both internal and external sinewave and pulse modulation. Full technical details are available on request.

Write for Folder W.25.

Advance

U.H.F. SIGNAL GENERATOR

Nett price in U.K. £375

ADVANCE COMPONENTS LTD., MARLOWE ROAD, WALTHAMSTOW, LONDON, E.17

Telephone: LARKSWOOD 4366/718

A SOUND TIE UP



A.I.D. APPROVED

"WILLESDEN" TRANSFORMERS *for all* ELECTRONIC & TELECOMMUNICATION REQUIREMENTS


WILLESDEN TRANSFORMER CO. LTD., 2a, FRITHVILLE GARDENS, SHEPHERDS BUSH, LONDON, W.12. Telephone: SHE 5819, 2714.

THE

Armstrong

Specialists in High Quality Reproduction for over 20 years

A10 HIGH FIDELITY ULTRA-LINEAR AMPLIFIER



Amplifier

- OUTPUT: 10-12 watts.
- DISTORTION: 0.1 per cent. total harmonic at 8 watts.
- FREQUENCY RESPONSE: within 1 db 15-30,000 cps.
- INPUT: 250 millivolts for 10 watts output.

Control Unit

1. INPUT—4 position.
2. EQUALISER—4 position.
3. FILTER—6 position, with built-in "rumble" filter.
4. TREBLE
5. BASS

FINISH—Hammered bronze and engraved Florentine bronze control panel.

Lift and cut giving ± 15 db—continuously variable.

Prices:

AMPLIFIER £19.15.0
CONTROL UNIT £9.15.0

Write to Dept. W.D. for descriptive booklet.

Demonstrations at your Local High Fidelity specialists or at our show-rooms in Holloway 9 a.m. to 6 p.m. weekdays (Sats. until 5 p.m.) also Special High Fidelity Demonstrations on Thursday Evenings 7 p.m.

ARMSTRONG WIRELESS & TELEVISION CO. LTD.
WARLTERS ROAD, HOLLOWAY, LONDON, N.7. Tel.: NORTH 3212

SOLDERING with a PRIMAX



70/-
Post free

with the
sensational new
UNBREAKABLE CASE

NEW MODEL can now be used ALMOST CONTINUOUSLY without overheating. Weighs only 24 oz.

The ideal tool for any RADIO - TV - TELEPHONE mechanic or amateur.

Available in 110, 200/220, 220/250 v. for A.C. only. 50/60 Cycles (60 w.).

BALANCED GRIP SOLDERING GUN

Specially designed for soldering on hard-to-reach jobs.

★ **INSTANT HEATING**
—Ready for soldering in 6 seconds.

★ **EXCLUSIVE ALLOY TIP**—lasts indefinitely under normal use and care.

★ **One year's guarantee.**

Sole Distributors:— **S. KEMPNER**
19 Ebury St., London, S.W.1. Phone: Sloane 2447, 3586


GOODMANS HIGH FIDELITY RANGE of AXIOM Loudspeakers

AXIOM 22 Mk II

A 12-inch twin-cone high-power P.M. loudspeaker combining generous bass handling capacity with full range high fidelity reproduction.

BRIEF SPECIFICATION

Frequency Coverage	30/15,000 c/s.
Fundamental Resonance	35 c/s.
Flux Density	17,500 gauss
Max. Power Handling Capacity	20 watts
Nett Weight	18 lb. 4 oz. (8.3 kg.)
Price.....	£14 . 14 . 0



AXIOM 101

An 8-inch single-cone loudspeaker with a power handling capacity of 5 watts. Extremely well balanced frequency coverage.

BRIEF SPECIFICATION

Frequency Coverage ..	40/15,000 c/s.
Fundamental Resonance	65 c/s.
Flux Density	13,500 gauss
Nett Weight	3 lb. 4 oz. (1.47 kg.)
Price.....	£6 . 12 . 1 (inc. tax)



AXIOM 102

An 8-inch single-cone loudspeaker with a power handling capacity of 7 watts. Very wide angle of coverage at high frequencies.

BRIEF SPECIFICATION

Frequency Coverage	40/15,000 c/s.
Fundamental Resonance	65 c/s.
Flux Density	16,000 gauss
Nett Weight	4 lb. (1.8 kg.)
Price.....	£9 . 18 . 2 (inc. tax)



AXIOM 150 Mk II

A 12-inch twin-cone full range high fidelity reproducer with a power handling capacity of 15 watts.

BRIEF SPECIFICATION

Frequency Coverage	30/15,000 c/s.
Fundamental Resonance	35 c/s.
Flux Density	14,000 gauss
Nett Weight	12 lb. 13 oz. (5.8 kg.)
Price.....	£10 . 5 . 6



POST THIS COUPON NOW!

To:
GOODMANS INDUSTRIES LTD.,
AXIOM WORKS WEMBLEY, MIDDX.

Send me details of Goodmans Loudspeakers, Enclosures, etc.

Name

Address

.....

WW



Connoisseur

with **DIAMOND STYLUS!**

The **SUPER LIGHTWEIGHT PICK-UP** can now be supplied to order—

with an armature system fitted with diamond stylus. Price complete with one head (either Standard 78 r.p.m., or Microgroove, 33½ and 45 r.p.m.) fitted with diamond stylus £7.12.9d. plus Purchase Tax £2.9.0d. Each additional head £5.12.9d. plus Purchase Tax £1.16.2d. Replacement armature system fitted with diamond stylus £3.13.0d. plus Purchase Tax £1.3.5d.



Facsimile in Sound

Existing model with sapphire system still available.

3 SPEED MOTOR

New Price :

Retail Price ..	£17 15 0
Purchase tax ..	5 13 11
Total Price ..	£23 8 11



3 HEAD PICK-UP



3 SPEED MOTOR

A. R. SUGDEN & CO. (ENGINEERS) LTD.

WELL GREEN LANE BRIGHOUSE, YORKSHIRE.

Tel.: HALIFAX 69169

Telegrams: "Connoisseur-Brighouse"

OVERSEAS AGENTS: S. Africa: W. L. Procter (Pty). Ltd., 63 Strand Street, Cape Town. Australia: J. H. Maerath & Co. Pty. Ltd., 208 Little Lonsdale Street, Melbourne. Canada: The Astral Electric Co. Ltd., 44 Danforth Road, Toronto 13, Ontario. New Zealand: Turnbull & Jones Ltd., Head Office 12, 14 Courtenay Place Wellington. Hong Kong: The Radio People Ltd., 31, Nathan Road, Hong Kong. Malaya: (Main Distributors) Eastland Trading Co., 1 Prince Street, Singapore. U.S.A. (Main Distributors) Danby Radio Corporation, 2042 Chestnut Street, Philadelphia, 3, Pa. Audio Supply Laboratories, Nickels Arcade Buildings, Ann Arbor, Michigan.



PRECISION HI-FIDELITY MAGNETIC SOUND HEADS

HALF TRACK HEADS AVAILABLE:

Model 5RP Record/Play Head.....	£3 5 0
Model 6RP Super Fidelity Record/Play Heads.....	£3 15 0
Model 5R Record Head (Used in conjunction with 6RP head).....	£3 5 0
Model 5E Erase Head.....	£3 5 0
Commercial "friction" type mounting stems ...	4/- extra

Standard Heads—High Impedance, Low Impedance Heads and Special Heads made to order.

SCREENING CANS:

All Mumetal	8/6 each.
Composite (Steel/Mumetal)	4/6 each.

We specialise—that is why deck manufacturers standardise our heads.

Model 5 range of desks to take 7in., 9½in. or 10½in. Reels. Push-button control—three heads—two speeds—three motors.

Write for details. Trade supplied.

BRADMATIC LIMITED

Station Road, Aston, Birmingham 6,


Telephone: East 2881-2. Telegrams: Bradmatic, Birmingham.



MAGNETIC RELAYS

Built to your own specification

TYPES 3000 and 600
HIGH SPEED and A.C. to 400 VOLTS
KEY SWITCHES. SEVERAL TYPES IN STOCK



ELECTRO-MAGNETIC COUNTER




MAJOR TYPE 6 x 1½ x 1½ ins.
3 ohms operates on 3/6 Vo. D.C.
500 ohms operates on 18/24 Vo. D.C.
1,000 ohm operates on 100/110 Vo. D.C.
2,300 ohms operates on 200/230 Vo. D.C.
17/6, Post and Packing, 9d.

JACK DAVIS (RELAYS) LTD.

36 PERCY STREET · LONDON · W.1
MUSEUM 7960 LANGHAM 4021

Aerial Kits or Aerial Assemblies?

*We say
"Assemblies - every time"*



If you are looking for the easiest aerial from the installation point of view, Antiference is the only answer. Every Antiference aerial is pre-assembled in our factory and aligned as a complete aerial tuned for peak performance.

Rod elements snap into correct position in a matter of seconds, saving quite a deal of time and trouble. These assemblies took a lot of designing—but they have justified it hands down on two scores—service to the dealer and reception to the viewer.



The design of this aerial is fully covered by Antiference patents.

ANTIFERENCE

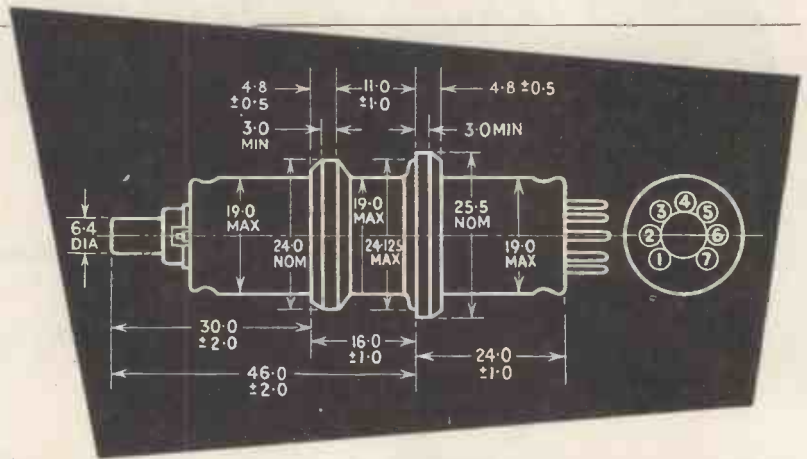
LIMITED

BICESTER ROAD, AYLESBURY, BUCKS. Telephone: Aylesbury 1467/8

DHB/A/5

A NEW E.M.I. CENTIMETRIC VALVE

10 cms.
THREE BAND
KLYSTRON
2600-3700 Mc/s.
TYPE RK6112



TYPE RK6112 SPECIFICATION

Power Output	100 mW minimum	Reflector Current	4 micro-amps max.
Frequency Range (with suitable cavity)	2600 — 3700 Mc/s	Cathode Shield Volts	0
Resonator Voltage *	+ 250 Volts	Heater Volts	6.3 volts
Resonator Current	18 — 34 mA	Heater Current	0.7 max.
Reflector Voltage * Range	- 55 to - 350 volts		

* Measured with respect to Cathode



Write for particulars to—

E.M.I. FACTORIES LTD., HAYES, MIDDLESEX, ENGLAND



INSULATED SLEEVING

Heat, shock and moisture proof. Diameters from 0.5 mm. to 30 mm. in 36" lengths. It is manufactured in all colours and bi-colours.

SPICERS LIMITED

19 New Bridge St., London, E.C.4. Tel.: CENTral 4211

NEW! AMAZING "SELF-BUILD" FURNITURE



Superb quality—easy to assemble

NO SKILL NEEDED! NO SPECIAL TOOLS! Anyone can easily assemble one of these kits and **SAVE POUNDS!**

Think of it! Quality furniture—mainly in SOLID Oak, Walnut or Mahogany—so cleverly designed that you can easily put it together yourself and save pounds. Positively no skill needed. Everything tongued, grooved, dovetailed and satin-finished, ready for instant assembly. It's easy, it's fascinating, and you get superb quality furniture at really astonishing prices.



THIS BOOK WILL TELL YOU Find out about this exciting new idea by sending for illustrated book, "I Made It Myself!" Full specifications of the timber used and details of 30 Kits, including ideal gifts like Occasional Tables, Bookcases, Cots, Child's Desk and Chair, Tea Trolleys, Nest of Tables, Bathroom Furniture, Needlework Cabinets (every woman wants one!), kitchen cabinets, etc., real photos, dimensions, and 100 per cent. Satisfaction or No Charge Guarantee. Send for this intriguing book now—FREE and without obligation.



FREE! SEND NOW

YES... please send me Free Book and details of Easy Payments. Write if you prefer not to cut page.

NAME.....
ADDRESS.....

FURNI-KIT (Dept. W.S.5)
29/31, WRIGHT'S LANE, LONDON, W.8

Parts fit like magic! No skill needed!




Hi Fi
HIGH FIDELITY

Amplifier


The PF 91 amplifier, with the PF 91A remote control unit, is a versatile and practical combination for those who demand realism in sound reproduction from record players, tape recorders, microphones or radio tuners.

- ★ Built to proved mechanical and electrical engineering standards and suitable for continuous use even under tropical conditions.
- ★ Frequency range substantially flat over entire audible range of 20—20,000 cycles per second, up to 12 watts output.
- ★ Excellent oscillatory transient response because of balanced response characteristic from 2 cycles per second to 160,000 cycles per second.
- ★ Low noise level.
- ★ High damping factor.
- ★ Very low harmonic and intermodulation distortion.



PF91

PF91A



Under-chassis view PF91

- ★ Note the cable form wiring which ensures the complete stability of design and performance of every PF 91 amplifier.
- ★ Most components are mounted on turret lugs, which makes them easily accessible.
- ★ Generously-proportioned mains and output transformers guarantee the true hi-fi quality claimed for the PF 91.
- ★ National Physical Laboratory Report available free on request.

MODEL PF91

28 GNS


MODEL PF91A

12 GNS

(U.K. PRICES ONLY)

4 ft. extension cable available free of charge. 20 ft. extension cable available for 35/-.

AM



9 Band (6 Electrical band spread) with R.F., F.C., 2.I.F., Delayed Amplified A.V.C., Variable Selectivity, 5KC, 7KC, 10KC, Fly Wheel Tuning, Tropicalised. £44. Tax paid.

- S6E Similar in specification to S6BS but only 4 wave bands. 12.5 m.—37 m., 35 m.—100 m., 90 m.—250 m., 190 m.—550 m. £30. Tax paid.
- S6 As S6E but 3 wave bands. 16 m.—50 m., 195 m.—550 m., 800 m.—2,000 m. £30. Tax paid.
- S5E 4 wave bands, 12.5 m.—550 m. R.F. pre-amplifier, variable selectivity I.F., Delayed Amplified A.V.C. £21/6/8. Tax paid.
- S5 As S5E but 3 wave bands, 16 m.—2,000 m. £21/6/8. Tax paid.
- S4 Standard High Quality Feeder Unit Specification as S5 but without R.F. amplifier. £16. Tax paid.

TUNERS

WE SPECIALISE IN
HIGH QUALITY
TUNERS FOR USE
WITH ANY OF THE
WELL-KNOWN
AMPLIFIERS

FM



For use on the new V.H.F. Frequency Modulation Broadcasts. Will provide amazing degree of realism with complete absence of background noise. £21. Tax paid.

- ★ THE NEW FM82. Self Powered 200-250v. Three V.H.F. Stations on a switch. Separate trimmer for each position. Range of each position 87mcs—100mcs. Output 2 volts approx.

C. T. CHAPMAN (Reproducers) LTD.
RILEY WORKS, RILEY STREET, CHELSEA, S.W.10.

FLAxman 4577/8.

Export Enquiries Invited

BROOKES Crystals



mean
DEPENDABLE
frequency
control

Illustrated left is a Type M Crystal unit from a range covering 8 Mc's to 17 Mc's

- Frequency 12,500 kc/s.
- Hermetically sealed metal can.
- Frequency tolerance $\pm 0.01\%$ of nominal at 20 C., or better for special applications.

All Brookes Crystals are made to exacting standards and close tolerances. They are available with a variety of bases and in a wide range of frequencies. There is a Brookes Crystal to suit your purpose—let us have your enquiry now.



Brookes Crystals Ltd.,


suppliers to Ministry of Supply, Home Office, B.B.C., etc.

181/3, TRAFALGAR ROAD LONDON, S.E.13

Telephone GREENwich 1323

Grams - Xtals Green London Cables - Xtals London

COIL WINDING MACHINERY




We invite your enquiries for the Type A11 automatic machine, as illustrated. Also for the Type H1 hand coil winder and Type AW/1 Armature Winding Head.

KOLECTRIC LTD

73 UXBRIDGE ROAD, EALING, LONDON, W.5

Ealing 8322

INCREMENTAL
INDUCTANCE
BRIDGE



Designed for the measurement of iron-cored
inductors (of Q value not less than 2)
with d.c. flowing

Range	0.01 to 1000 H.
Superimposed d.c. a.c. Excitation	Variable from 0 to 1 amp. 1, 2, 5, 10 or 20 Volts r.m.s.
Frequency	50 or 60 c/s.
Accuracy	Better than $\pm 5\%$.

Full technical information available on request.

CINEMA-TELEVISION LIMITED

A Company within the J. Arthur Rank Organisation

WORSLEY BRIDGE ROAD · LONDON · SE26

Telephone Hither Green 4600

SALES AND
SERVICING AGENTS

F. C. Robinson & Partners Ltd.,
287 Deansgate, Manchester, 3

Hawnt & Co. Ltd.,
59 Moor St. Birmingham, 4

Atkins, Robertson & Whiteford Ltd.
100 Torrisdale Street, Glasgow, S.2

THE NEW ARMSTRONG F.C. 48



8 Valves, incl. 2 double triodes. 8 watts output. Provision for using FM. adaptor. Separate Bass and Treble controls. 2 Shorts, medium and long wavebands £23 18 0
Or £8 dep. and 29/2 monthly.

F.M. UNITS by Lowther, Sound Sales Chapman and Goodsell, and components for Amos & Johnstone unit.

NEW SPEAKERS

- G.E.C. Metal cone, 6 watts output, 30 c/s.-20 kc/s. £8 15 0
- W.B. HF812. 8in., 5 watts, 50-12,000 cps., 3, 7½ and 15 ohms £3 5 6
- W.B. HF1012. 10in., 10 watts, 30-14,000 cps., 3, 7½ and 15 ohms £3 17 6
- W.B. HF 1214. 12in., 15 watts, 25-14,000 cps., 15 ohms £9 15 6

SOUND SALES

PHASE INVERTOR SPEAKER



First class reproduction extending down to 30 c/s. Dual suspension Moving Coil Unit, Impedance 15 ohms. Complete with cabinet finished in Walnut Veneer. £14 10 0

JUNIOR A-Z QUALITY AMPLIFIER
Push-Pull Output (8.5 watts) with Negative feedback. Separate Treble and Bass Controls. £20 0 0

A-Z RADIO UNIT. 3 valve quality superhet with variable selectivity. A.V.C., Visual tuning 190-570; 800-2,000 metres. £17 4 0

F.M. FEEDER UNIT. Calibrated and tunable 86-100 Mc/s. Manual Volume Control and Automatic Gain Control. Illuminated Slow Motion Drive calibrated in megacycles. Complete with aerial £20 18 2

"Q-MAX" CHASSIS CUTTERS
STILL the easiest and quickest way of cutting holes in SHEET METAL.

- each
- 1" or 1½" 11/6
- 1½" or 2" 12/6
- 2" or 2½" 14/9
- 2½" or 3" 16/6
- 3" or 3½" 18/6
- 3½" 37/-
- 4" 35/-
- 1 square 23/-
- Keys, small, 10d.; medium, 1/3; large, 1/9.



Patent No. 619178



LEAK DYNAMIC PICK-UP with diamond stylus.
Arm with LP or 78 head £11 9 6
Extra head £7 15 3
Mumetal cased transf. £1 15 0


LEAK VARISLOPE II. Two-stage feedback tone control pre-amplifier £16 16 0

BERRY'S (SHORT WAVE) LTD.

25 HIGH HOLBORN, LONDON, W.C.1
T L: HOLBORN 6231

ALL COMPONENTS AVAILABLE FOR
OSRAM 912, MULLARD and WILLIAMSON AMPLIFIERS
(Instruction Books: Osram and Williamson 3/6 each; Mullard 2/6)

MOTEK



TWO SPEED—SIMPLE PUSH BUTTON CONTROL

THE NEW K6 UNIT

List Price **19 GNS.**

SEE AND HEAR IT AT YOUR LOCAL DEALER

MODERN TECHNIQUES

138-144 Petherton Road, London, N.5

Tel.: Canonbury 5896

M. R. SUPPLIES Ltd.

(Established 1935)

Trustworthy offers of broad new material. Our selective buying is your guarantee of initial class. All prices nett.

CAMBRIDGE DIAL THERMOMETERS, 0/90 deg. C., with maximum indicator. Dial 4 1/2 in. dia. 1 1/2 in. phal. insertion. A very few of these perfect and new 10-gulinea instruments at only 3/3 (10 for 30/6). Early application essential.

TELESTATS for frost protection. Ex-A.M., new boxed. Switching on at 32 deg. F. and off at 49 deg. F. (with cord leather range adjustment). Capacity 3 amps. (250 v.), 3/8 (des. 6d.), or 4 1/2 dozen (curr. psi l).

SYNCHRONOUS TIME SWITCHES (Sangamo), 200/250 v. 60 c. Up to 3 on-off operations each 24 hours, capacitor 20 amps. Fixed day-on/night device (use optional). Size 4 1/2 in. dia. by 3 1/2 in. deep. Easily installed, instruction book with each, utterly reliable, £5/8/8 (des. 2/-).

ADJUSTABLE COOLING LAMPS (by well-known makers). Extended arm length 2ft., with two joints and spring counterpoise, to hold at any angle. Wired and fitted S.B.C. holder and tilting handle. Lightweight and very handy in drawing office, machine shop, laboratory, etc. Under half usual price, 35/- (des. 2/6). We now have our last supply of these.

L.V. EXTRACTOR (or cooling) FANS (G.E.C. and other good makes). Operating from 12 volts D.C./A.C. Overall length 7in., dia. of impeller 5 1/2 in. Ideal for use in boats, cars, caravans, etc. Efficient and silent running, 22/3 (des. 2/-). Also **EXTRACTOR FANS**, 200/250 v. A.C. (induction motor—no interference). With mounting frame and back grille, ready for easy mount, 8in. impeller, 12,000 c.f./hour, £5/5/-, with 10in. impeller, 13,000 c.f./hour, £5/12/8 (des. either 2/6).

L.V. MOTORS (the most efficient small model made for Govt.), 12/24 volts D.C., overall length of body 3in. by 2in. square, 3,000 r.p.m., shaft 1/2 in. dia. and 1/2 in. proj. Fine bargain for model makers, 10/3 (des. 1/6).

MINIATURE GEARED MOTORS, 12/24 v. D.C. operation. Final speed 4/10 r.p.m. (according to voltage used). Overall length 4 1/2 in., dia. 3in., 3/7/8 (des. 1/6).

SEWING MACHINE MOTORS. Really high quality job at about half usual price. 200/250 v. A.C./D.C., complete and new equipment including motor, foot control, needle light, belt, etc., ready for easy installation on any machine (instructions included), £3/15/- (des. 2/6).

GEARED MOTORS, 220/240 v. A.C., capacitor/induction. Brand new, by best makers. Motor shaft (brought out for use), 1,440 r.p.m., and right-angle shaft at 300 r.p.m., torque 10 lb./in. Cost rated for use at either speed (or both). With correct capacitor, £1/10/- (des. 2/6).

SLIDING DIMERS (Safety enclosed). Controlling started lighting load from full-bright to blackout at 220/240 v., 100 watts, 38/-; 200 watts, 42/6; 300 watts, 47/8 (des. 2/6); 500 watts, 55/- (des. 3/6).


MIDRANGE SETS. Repeat of this fine offer, limited to about 300 meters only. Detection 0/30 microamps, 1st grade m/coil, in projection housing, 3 1/2 in. dia., by 5 1/2 in. projection. Exceptionally suitable for lab. bench or panel mount. Brand new, 52/8 (des. 2/-). Also a few new 2 1/2 in. flush panel 0/60 microamps, same price. By best-known makers.

SMALL GEAR BOXES, double worm gear, 303/1 reduction, in die-cast housing, 2 1/2 in. x 2 1/2 in. x 2 1/2 in. Final shaft 1/2 in. dia. by 1 1/2 in. proj., ball-bearing, transmission up to 1/10th H.P., 45/- (des. 1/8).

SEWING MACHINES TO HIGH-FIDELITY ENTERTAINMENT.—We supply from stock the very remarkable new G.S.S. BCS1313 Met. Cone Loudspeaker, £3/15/- The 44-page book describing the Osram 912 Gram. Amplifier, 3/6.

M. R. SUPPLIES, Ltd., 63 New Oxford St., London, W.C.1.

Telephone: MUSEUM 2958



Leaders in the field of semi-conductor research, development and manufacture, **Standard Telephones and Cables Limited** have now in production high-grade transistors. Two types of germanium point contact and three junction type transistors are now available.

POINT CONTACT TYPES

- ★ **CODE 3X/100N** for control and switching circuits
- ★ **CODE 3X/101N** for use as an amplifier or oscillator

JUNCTION TYPES

- ★ **CODE 3X/300N**
 - ★ **CODE 3X/301N**
 - ★ **CODE 3X/302N**
- } for low power A.F.

Full details will be sent on request :

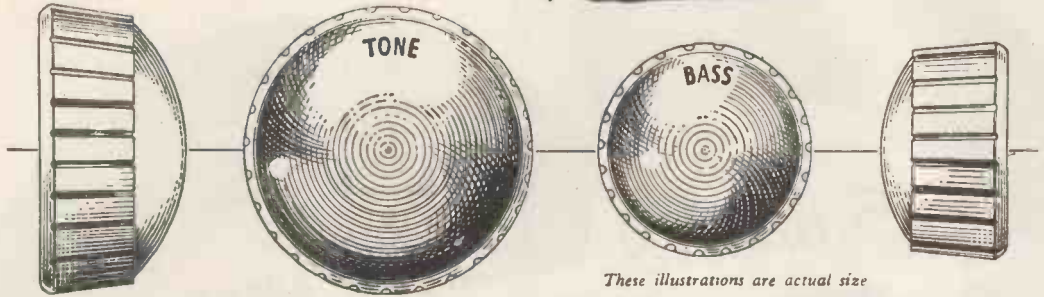


Standard Telephones and Cables Limited

Registered Office ; Connaught House, Aldwych, London, W.C.2

RADIO DIVISION, OAKLEIGH ROAD, NEW SOUTHGATE, LONDON, N.11

KNOBS *for the practical man*



These illustrations are actual size

TYPE "A"— $1\frac{1}{8}$ in. dia. x $\frac{3}{8}$ in. deep. Engraved 1/6. Plain 1/4.

TYPE "B"— $1\frac{1}{8}$ in. dia. x $\frac{3}{8}$ in. deep. Engraved 1/2. Plain 10d.

PUTS THE FINISHING TOUCH TO THE JOB

Make your choice from this modern range of engraved control knobs. 16 special gold-filled inscriptions that will meet your demands. All knobs are suitable for use with $\frac{1}{4}$ in. spindles, and firmly held by grub screw and inset locking nut. Available in Walnut or Ivory. Black can also be supplied. (Delivery protracted.)

AN ENGRAVING FOR EVERY PURPOSE

RADIO: "Volume," "Vol/On-Off," "Wavechange," "Tuning," "S.M.L. Gram," "Radio-Gram," "Tone," "On-Off."

TELEVISION: "Contrast," "Brilliance," "Brilliance/On-Off," "Focus," "Brightness."

AMPLIFIER: "Treble," "Bass." (Plus any of those shown above.)

TAPE RECORDER: "Record-Play."

YOU CAN OBTAIN THEM NOW FROM YOUR LOCAL COMPONENT STOCKIST

Keen quotations to quantity buyers. Any engraving executed to special order. An extensive range of knobs for all purposes is now available. Your enquiries are welcomed.

If in any difficulty please write direct to:—

UNCLES, BLISS & CO. LTD., 139 CHERRY ORCHARD ROAD, E. CROYDON, SURREY.



METERS

LARGE AND VARIED STOCKS AVAILABLE FOR IMMEDIATE DELIVERY

EXAMPLES FROM OUR RANGE OF $2\frac{1}{2}$ " FLUSH PATTERN MOVING COIL INSTRUMENTS (as illustrated)

AMPERES D.C. 0-1, 2, 3, 5, 10, 15, 20, 25, 30, 50.

MILLIAMPS. 0-1, 1-0-1, 0-5, 10, 15, 20, 25, 30, 50, 100, 250, 500.

MICROAMPS. 0-50, 100, 200, 250, 400, 500, 750, 50-0-50, 100-0-100, 250-0-250, 500-0-500.

MILLIVOLTS. 0-10, 25, 50, 75, 100, 500.

VOLTS D.C. 0-1, 5, 10, 15, 25, 50, 100, 250, 500, 750, 1,000.

VOLTS A.C. 0-5, 10, 15, 25, 50, 100, 250, 500, 750, 1,000.

We can supply meters with NON-STANDARD CURRENT and VOLTAGE RANGES to any specification. DELIVERY 7-14 days. MOVING IRON, THERMO & ELECTROSTATIC INSTRUMENTS ALSO AVAILABLE.

ANDERS ELECTRONICS LTD.

91, HAMPSTEAD ROAD LONDON N.W.1.

Telephone: EUston 639

Supplied to Government Departments, B.B.C., Leading Manufacturers & Research Laboratories

MANUFACTURERS of

MAGNETIC RELAYS POST OFFICE TYPE

3,000 and 600

Contractors to:

H.M. GOVERNMENT AND LEADING MANUFACTURERS

COILS up to 80,000Ω.

CONTACTS up to 8 amps.

INSULATION up to 5 kV.


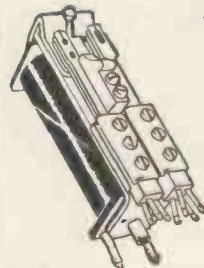
Specialists in Tropicalisation and Inter Services Jungle Finish.

Conforming to A.I.D. and C.I.E.M.E. standards.

PROTOTYPE Relays made to specification.

POST OFFICE TYPE KEYS supplied to specification.

Speedy deliveries Enquiries invited



A. D. S. RELAYS LTD. Dept. W.W.

12, STORE STREET, LONDON, W.C.1.

Tel.: MUSeum 2455



See how much more

RCA MICROWAVE

offers you!

Practical experience — Over 200,000 channel miles of RCA Microwave circuits *actually in use* in 11 different countries — an outstanding record.

Lower costs — For tubes, towers and maintenance.

Expert engineering — Surveys and installations by experienced teams.

Versatile equipment — Handles telephone, teletype, mobile radio, television, telemetering, pipeline control.

Planned flexibility — Channels can be dropped, or inserted at will without heavy investment.

Integration with present facilities — Direct connections made to existing switchboards, wire lines, carrier circuits, other microwave systems.

Standardized interchangeable units — Basic units readily assembled into any size station. Units of same capacity interchangeable for servicing.

Frequency diversification — Wide range of equipment to operate in many VHF and UHF frequency bands.



Flashing messages through areas where wires would be impractical... eliminating weather as an operating hazard... cutting maintenance costs, RCA Microwave equipment and engineering have proved themselves under every conceivable circumstance. RCA Microwave circuits for teletype, telephone, program and control cover 200,000 channel miles in 11 countries — in many combinations of frequencies and channels.

Originating the radio relay principle thirty years ago, RCA has the world's greatest fund of

Microwave experience. Its equipment is practical, versatile, flexible — and adaptable to changing conditions. It can tie together mobile radio, existing wire systems, other Microwave systems. And RCA standardization — applied to everything from tubes to towers — assures lower initial costs, longer equipment life, economical maintenance.

To aid you in surveys and installation, RCA Microwave experts are available. See your RCA distributor or write RCA — today.



RCA INTERNATIONAL DIVISION

RADIO CORPORATION of AMERICA

RCA BUILDING

30 ROCKEFELLER PLAZA, NEW YORK, N.Y., U.S.A.

Cellular Polythene

75 ohm. T.V. DOWNLEAD CABLE Nominal Attenuation at 50 M/cs-2.5dB/100 ft.

P.V.C Sheath.....

Plain Copper Wire Braid.....

Cellular Polythene Insulated to 0.129" Diameter.....

1/.029" Annealed Copper Conductor.....

A Glover Product



W.T.GLOVER & CO. LTD.

MEMBERS OF THE C.M.A.

TRAFFORD PARK MANCHESTER 17

TRAFFORD PARK 2141



Specialists in
Plastic Extrusion

VARIACS for S-M-O-O-T-H Voltage Control



The "VARIAC"† is the original, continuously adjustable auto-transformer...the ideal control for varying the a-c voltage applied to any electrical, electronic, radar or communications equipment. Voltages from Zero to 17% above line are obtained by a 320-degree rotation of the shaft, which is equipped with a direct-reading dial, calibrated accurately. "VARIAC" offers many real advantages over any other type of a-c control: compared with the losses of resistive controls they save their initial cost within about one year. They are available in various sizes from 170 VA up to 25 Kilowatts. 3-gang assemblies are also available for 3-phase working. Prices vary from £7.10.0. upwards.

Write for our Catalogue—Technical Manual V-549, which gives all possible information, to:

CLAUDE LYONS LTD.

Head Office and Works, 76 Oldhall Street, Liverpool 3, Lancs.
Southern Factory: Valley Works, Ware Road, Hoddesdon, Herts.

† Registered Trade Mark.

RECORDING SUCCESS for YOU

CELSONIC RECORDERS offer high-fidelity hitherto unobtainable

1. Studio quality performance at prices the amateur can afford.
2. At one session it will record 3,280 ft. of tape full track or 6,560 ft. half track.
3. Longer play-back times. 85 minutes uninterrupted for music or 170 minutes for speech only. These times are doubled on half track.
4. Superimposing device incorporated and synchronising unit can be supplied to link up tape to film.



Write today for leaflet to Dept. W

EXCEL SOUND SERVICES LTD.

"CELSONIC" WORKS, GARFIELD AVE., BRADFORD, 8 Yorks

Telephone BRADFORD 45027

Do We
believe in
Santa Claus ?



Yes, on the whole we think we do. The nice things some of our customers say to us sometimes help to keep alive the spirit of goodwill which reaches a crescendo at Christmas. And in that spirit we wish all our customers, past, present and potential, at home and overseas—and even our competitors!—

A Very Happy Christmas
and Very Best Wishes to all our suppliers.

CLASSIC ELECTRICAL
COMPANY, LIMITED

Mail Order Specialists in "Hi-Fi" and Tape Recording Equipment

352-364 Lower Addiscombe Road, Croydon, Surrey.

Telephone: ADDiscombe 6061

PREMIER RADIO CO.

B. H. MORISS & CO (RADIO) LTD ESTD 40 YRS

(Dept. W.W.) 207 EDGWARE RD., LONDON, W.2. Tel.: AMBA 3430 or 4033 & PADdington 3271

MAY BE
BUILT FOR
£30.0.0
include 8. all valves
plus cost of CRT



THE COMPLETE TELEVISOR IS SAFE TO HANDLE, BEING COMPLETELY ISOLATED FROM THE MAINS BY A DOUBLE WOUND MAINS TRANSFORMER. ALL PRESET CONTROLS CAN BE ADJUSTED FROM THE FRONT, MAKING SETTING UP VERY SIMPLE.



The NEW PREMIER TELEVISOR

SUITABLE FOR USE WITH THE ENGLISH ELECTRIC CATHODE RAY TUBE T901 OR ANY POPULAR WIDE ANGLE TUBE

Brief Technical Details are as follows:

20 valves (plus tube) Superhet Receiver, tunable from 47-68 Mc/s without coil or core changing. Wide Angle scanning Flyback EHT giving 14 kV. Duomag Focalliser, permanent magnet focussing with simple picture centring adjustments, suitable for any wide angle Tube, may also be used with a 12in. Tube with very minor modifications.

VISION CIRCUIT. Common RF Amplifier, single valve frequency changer, two IF stages, Video Detector and Noise Limiter followed by special type of Video Output Valve. ALL COILS PRE-TUNED ASSURING ACCURATE ALIGNMENT AND EXCELLENT BANDWIDTH.

SOUND CIRCUIT. Coupling from anode of frequency changer, two IF stages, Double Diode Triode detector and first LF Amplifier. Diode Noise Limiter and Beam type Output Valve, feeding a 10in. Speaker. ALL COILS PRE-TUNED.

TIME BASES. 2 valve sync. Separator, giving very firm lock and excellent interlace.

LINE TIME BASE. Blocking Oscillator using a pentode driving a high efficiency output stage comprising Ferroxcube Cored Output Transformer with Booster Diode.

FRAME TIME BASE. Blocking Oscillator driving a Beam Output Valve coupled through a Transformer to the high efficiency FERROXCUBE Cored Scanning Coils.

POWER PACK. Double wound Mains Transformer supplying all L.T. and H.T. using two full-wave Rectifiers.

The Televisor may be constructed in 5 easy stages: (1) Vision, (2) Time Base, (3) Sound, (4) Power Pack, (5) Final Assembly. Each stage is fully covered in the Instruction Book, which includes layout, circuit diagrams and point-to-point wiring instructions.

The Instruction Book also includes full details for converting existing Premier Magnetic Televisors for use with modern wide angle tubes. All components are individually priced.

Instruction book 3/6, Post Free.

PREMIER TELEVISOR CONSOLE CABINETS

For 14", 16" and 17" Televisors

A handsome Walnut Cabinet that will be a fitting housing for a first-class Televisor.

Folding doors are fitted to cover the Cathode Ray Tube when not in use. A flap is provided which gives access to the preset controls on the front edge of the Chassis. A baffle board suitable for a 10in. Loudspeaker and all the necessary Tube and Chassis bearers are included. The overall dimensions of the Cabinets are the same: Height 38½in. Width 19in. Depth Top 19in. Depth Bottom 21in.

TUBE ESCUTCHEONS

17in. White Moulded	21/-	(pkg. & post 1/6)
17in. Bronze Moulded complete with Protective Glass	48/-	(pkg. & post 2/6)
14in. Black Moulded	7/6	(pkg. & post 1/-)
Dark Screen Filter suitable for 14in. Tube	21/-	(pkg. & post 1/6)
Dark Screen Filter suitable for 16in. and 17in. Tubes	25/-	(pkg. & post 1/6)
Polystyrene Mask for E.E.T.901	45/4	(pkg. & post 2/6)
Rubber Bins (anti-Corona) for E.E.T.901	6/3	
Polystyrene Shroud for E.E.T.901	6/2	

PRICE **£13-10-0** PLUS 21/- PKG. & CAR. H.P. TERMS: DEPOSIT (£4.13.) & 12 MONTHLY PAYMENTS OF 13/11

TERMS OF BUSINESS: Cash with order or C.O.D. over £1. Please add 1/- for Post Orders under 10/-, 1/6 under 40/-, unless otherwise stated.

PREMIER RADIO COMPANY

Limited supplies of C.R. TUBES

VCR517C

6 1/2 in. octure. This tube is a replacement for the VCR97 and VCR517. Guaranteed full size plate.

Price 2/6 p.kg., carr., in.

VCR516

9 1/2 in. blue picture. Heater volts 1 anode 4 k.v. In manufacturer's original carton. £1/19/3. plus 5/- p.kg., carr., ins.



A.L. 9RAVD
NEW

CABINETS—PORTABLE

Model PC/1

Brown Rexine covered
22/8

Overall dimensions 15 1/2 in. x 13 1/2 in. x 5 in.

Clearance under lid when closed 2 1/2 in.

Model PC/2

Grey Lizard Rexine covered
45/-

Overall dimensions 15 1/2 in. x 13 in. x 6 in.

Clearance under lid when closed 2 1/2 in.

Model PC/3

Rexine type covering in various colors
69/3

Overall dimensions 16 1/2 in. x 14 1/2 in. x 10 1/2 in.

Clearance under lid when closed 6 1/2 in.

All the above Cabinets are supplied with Panel, Carrying Handle and Clips.

Packing and Postage 2/6.



RECTIFIERS

E.F.F.1. rectify Type J.T.O.

Type K3/25	650 v.	1 mA.	6/7
.. K3/40	3.2 kV.	1 mA.	8/1-
.. F3/45	3.6 kV.	1 mA.	5/9
.. K3/50	4 kV.	1 mA.	5/6
.. K3/100	8 kV.	3 mA.	14/8
.. N3/160	12 kV.	1 mA.	21/6
.. K3/180	14.4 kV.	1 mA.	24/6

H.T. Type J.T.O.

Type RM1	125 v.	60 mA.	4/-
.. RM2	125 v.	100 mA.	4/6
.. RM3	125 v.	125 mA.	5/6
.. RM4	250 v.	250 mA.	18/-

6 v. 1 amp.	4/-
12 v. 1 amp.	8/-
12 v. 2 amp.	10/9
12 v. 4 amp.	15/-

BATTERY CHARGERS

200-250 v. A.C. will charge 2, 4, 6 and 12 v. Car Batteries at 1 amp. Housed in strong metal casing. Finished in Green hammered enamel. Size 6 in. long, 3 1/2 in. wide, 3 1/2 in. high. Guarantee 12 mths. The above unit is manufactured by PREMIER and does not contain Ex-trove components. Plus 2/6 post and pkg. **39/6**



BATTERY CHARGER KITS

All incorporate metal rectifiers. Transformers are suitable for 200/250 v. A.C. cycle mains. Cmt. No. 2002 Charge 6 volt accumulator at 1 amp. Resistance, supplied to charge 2 v. Accumulator 19/9
2004 Charges 2, 6 and 12 v. accumulators at 1 amp. 22/6

ALUMINIUM CHASSIS 18 s.w.g.

Substantially made from Bright Aluminium, with four sides:	
7 x 3 1/2 x 2 1/2 in.	4/-
7 x 3 1/2 x 2 1/2 in.	3/9
9 1/2 x 4 1/2 x 2 1/2 in.	4/3
10 x 8 x 2 1/2 in.	5/6
12 x 9 x 2 1/2 in.	7/-
14 x 9 x 2 1/2 in.	7/3

ALUMINIUM PANELS 18 s.w.g.

7 x 6 in.	1/3	7 x 4 in.	1/-
9 1/2 x 6 in.	1/8	9 1/2 x 4 in.	1/5
10 x 9 in.	2/2	10 x 7 in.	1/11
12 x 9 in.	2/8	12 x 7 in.	2/5
14 x 9 in.	3/2	14 x 7 in.	2/11
16 x 9 in.	3/3	16 x 7 in.	3/5
20 x 9 in.	4/9	20 x 7 in.	4/5
22 x 9 in.	5/7	22 x 7 in.	4/11

SPECIAL OFFER !!

SAVAGE AUTO-TRANSFORMERS
INPUTS 110 v., 130 v., 200 v., 230 v., 250 v. and Stud switch control. OUTPUTS 110 v. and 230 v. at 1,200 v. nominal, tested 2.4 KVA. 15A. 3 pin sockets and fuses on panel in handsome grey cabinet. Brand new, £7/15/-. De Luxe model by Neverlin, £8/15/-, P. & P. 10/-.

A.C.R.I. C.R. TUBES

5 1/2 in. screen, 4 volt Heater. This Electrostatic Tube is recommended as eminently suitable for Television. 15/- plus 2/6 Pkg., carr. and ins. Data sheets supplied.

GRAMOPHONE PRE-AMPLIFIER

Power requirements 200/230 v., 2 mA., and 6.3 v. 3 a. This may be taken off existing radio. All the components to build the above unit, 22/6, plus 1/6 pkg. and postage.

Famous Manufacturer's Surplus of

ANTI-INTERFERENCE AERIALS

offered at a fraction of original cost

The aerial is designed for reception of long, medium and short waves, with any ordinary or communications receiver, having an input impedance greater than 1,000 ohms long/medium waves and 150 ohms short waves. The installation discriminates against locally generated electrical interference, especially on the short wavebands. The equipment enables the installation of an 8.3 Mc/s flat-topped dipole which operates as a "T" aerial on medium and long waves. The aerial and receiver transformers are intended to be interconnected with a 70 ohms co-axial cable.

COMPONENT PARTS

Aluminium Aerial Transformer Assembly. Comprising one each: Aluminium transformer, Transformer clip rubber sucker, 1 1/2 x 1/2 in. brass screw, 4BA x 1/2 in. brass bolt, 4BA nut. Receiver Transformer. Complete with insulators, clips, etc.; porcelain insulators, 2 each, 60ft. insulated aerial wire, 60ft. screened co-axial down lead. Installation instruction leaflet included. LESS CO-AXIAL CABLE & AERIAL WIRE. 15/-, plus 1/6 pkg. and carr. COMPLETE. 35/-, plus 1/6 pkg. and carr.

QUALITY CRYSTAL PICK-UP ROTHERMEL TYPE U43 23-

Plus 1/6 Pkg. and Carr

The New

"PREMIER PORTABLE"

TAPE RECORDER

USING THE NEW LANE 2 SPEED TAPE UNIT MARK 6

COMPLETE 39 GNS CASH


Packing & Carriage 1 gn

(Including Reel of Scotch Boy Tape and Microphone)

or Complete Kit including All Parts, Valves, Speaker Cabinet, Tape Unit, Reel of Scotch Boy Tape, Rewind Spool and Microphone at **£37.4.0** plus pkg. & carr. 15/-.

SPECIFICATION

- ★ TWO SPEEDS 7 1/2 in. AND 3 1/2 in. PER SECOND.
- ★ THREE SPECIALLY DESIGN-ED RECORDING MOTORS.
- ★ 1,200ft. TAPE REELS PROVIDING PLAYING TIMES OF 1 HR. AND 2 HRS.
- ★ DROP-IN TAPE LOADING.
- ★ EASY FORWARD OR REWIND WITHOUT REMOVING TAPE.
- ★ ONE KNOB DECK OPERATION.
- ★ 7 VALVE HIGH QUALITY AMPLIFIER.
- ★ INDEPENDENT TREBLE AND BASS CONTROLS.
- ★ MAGIC EYE RECORD LEVEL INDICATOR.
- ★ AMPLIFIER MAY BE USED FOR RECORD REPRODUCTION OF HIGH QUALITY.
- ★ COMPARTMENT FOR HOUSING MICROPHONE.
- ★ SPECIALLY DESIGNED MICROPHONE BY A LEADING MANUFACTURER.



H.P. TERMS

Deposit 110.4.9 and 12 monthly payments of £2.17.7

SEPARATE UNITS CAN BE SUPPLIED AS LISTED BELOW:—

- Amplifier (built, wired and tested with Speaker) £14/15/- plus postage and carriage 7/6.
- Hire purchase terms, Deposit £3/13/9 and 12 monthly payments of £1/0/9.
- Amplifier Kit (including Speaker). £11/- plus packing and carriage 5/-.
- Hire purchase terms, Deposit £2/15/- and 12 monthly payments of 15/6.
- New Lane 2-speed Tape Unit Mark 6. £18/10/- plus packing and carriage 7/6.
- Hire purchase terms, Deposit £4/12/6 and 12 monthly payments of £1/6/-.
- Portable Cabinet (rexine covered). £4/19/6. plus postage and carriage 5/-.
- Microphone. £2/19/6. plus postage and carriage 1/-.
- Reel Scotch Boy Tape MC2-111 (1,200ft.). £1/15/-, plus packing and carriage 1/-.
- Instruction Booklet, 2/6. Post free.

PREMIER RADIO COMPANY

WILLIAMSON AMPLIFIER KIT 15 gns.
plus 7/6 p. & p.

H.P. Terms Dep. £5.5.0 & 12 m'thly p'ym'ts of 19/9
This Kit is absolutely complete and all components are guaranteed exactly to author's specification.

WILLIAMSON OUTPUT TRANSFORMER
Author's Specification 3.6 ohms secondaries **£4.4.0**

MAINS TRANSFORMER SP425A
(Completely Shrouded)
This Transformer has an additional 8.3v. 3A and is capable of supplying an extra 50 mA. for Pre-amp or Feeder unit **£2.12.6**

WILLIAMSON CHOKES
12H 150 mA. Fully shrouded **19/6**
30H 20 mA. Fully shrouded **11/9**

METERS			
Full Scale Deflection	External Dimensions in.	Movement	
3.5 A.	2 1/2 x 2 1/2	R.F. Thermo	7/6
20 A.	2 1/2 round	M/C	8/6
40 A.	2 1/2 round	M/C	8/6
5 mA.	3/4 round		7/6
500mA.	2 1/2 round	M/C	10/6
30 A.	2 1/2 x 2 1/2	M/C	8/6
50 mA.	2 1/2 x 2 1/2	M/C	7/6
20 V.	2 1/2 x 2 1/2	M/C	6/6
40 V.	2 1/2 x 2 1/2	M/C	8/6
1 mA.	2 x 2	M/C	17/6
1 mA.	2 1/2 round	M/C	22/6
1 mA.	2 1/2 round	Desk type M/C	25/-

H.T. ELIMINATOR AND TRICKLE CHARGER KIT
All parts to construct an eliminator to give an output of 120 volts at 25 mA., and 2 volts to charge an accumulator. Uses metal rectifier, 37/6.

GARRARD GRAMPHONE UNITS

£4. 19. 6
plus 5/- p.c.


Induction motor 100-250 volt, 50 cycles A.C. only. 78 r.p.m. The GARRARD induction motor is totally enclosed. Entirely free from radio frequency disturbance, magnetic hum and electrostatic variable speed. With 12in. Turntable. **BRAND NEW!**

CORRECT ASPECT WHITE Rubber Mask—Round or Flat
6in. 8/6 13in. 22/6
12in. 12/11

T.V. PRE-AMPLIFIER
Amplifier Unit Type 205A using 2-VR91 valves suitable for operation on London frequency. Brand **19/6** New. Plus 1/6 pkg. and carr.


Build these NEW PREMIER DESIGNS

3-BAND SUPERHET RECEIVER



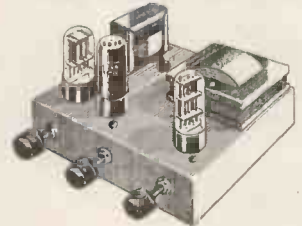
MAY BE BUILT FOR **£7.19.6** Plus 2/6 Pk. & Carr.
Latest type Superhet Circuit using 4 valves and metal rectifiers for operation on 200/250 volts A.C. mains. Waveband coverage—short 16-50 metres, medium 190-550 metres, and long 900-2000 metres. Valve line-up 6K8 freq changer 6K7 IF. 6Q7 Detector AVC and first AF 6V6 output. The attractive cabinet to house the Receiver size 12in. long, 6 1/2in. high, 5 1/2in. deep can be supplied in either WALNUT or IVORY BAKELITE or WOOD. Instruction Book 1/- post free which includes assembly and wiring diagrams, also a detailed stock list of priced components.

TRF RECEIVER



MAY BE BUILT FOR **£5.15.0** Plus 2/6 Pk. & Carr.
The circuit is the latest type TRF using 3 valves and Metal Rectifiers for operation on 200/250 A.C. mains. Wave band coverage is 180/550 metres on medium wave and 800/2,000 metres on long wave. The dial is illuminated and the Valve line-up is 6K7 H.F. Pentode 6I7 Detector and 6V6—Output. The attractive Cabinets to house the Receiver size 12in. long, 6 1/2in. high, 5 1/2in. deep, can be supplied in either WALNUT or IVORY BAKELITE or WOOD
INSTRUCTION BOOK 1/- (post free) which includes Assembly and wiring diagrams, also a detailed Stock List of priced components

4-WATT AMPLIFIER



MAY BE BUILT FOR **£4.10.0** Plus 2/6 Pk. & Carr.
Valve line-up 6X6, 6V6 and 6X1, FOR A.C. MAINS 200/250 VOLTS. The twin triode 6X1 is used for preamplification and also for a comprehensive tone control circuit, which includes two very wide range and continuously variable tone controls for bass and treble. The output Valve is of the beam type and feeds 4 watts into a specially designed output Transformer which is suitable for either 3 ohm or 15 ohm Speakers. Negative feedback is applied from the secondary of the output Transformer over the whole Amplifier to the input stage giving an excellent frequency response. Due to the high gain and wide range tone controls any type of pick-up may be used. Overall size 9 x 7 x 5in. Price of Amplifier complete, tested and ready for use, **£5/5/-**, plus 3/6 pkg. and carr.
INSTRUCTION BOOK, 1/- (Post Free) which includes Assembly and wiring diagram, also a detailed Stock List of priced components.

DECCA MODEL 33A

DUAL SPEED RECORD PLAYER

Includes crystal pick-up with sapphire stylus and a light-weight plastic spring balanced arm. Heavy gauge pressed steel case with brown enamel finish in good quality for operation on A.C. mains 200/250 v. 50 c.p.s. Supplied complete with single head (either standard or long playing). **4. 19. 6** Extra Head can be supplied. Plus pkg. and carr. 3/-.

B.S.R. Type GU4A 3-SPEED GRAM UNIT

Fitted with Decca Heads

Single Record Player, 3-speeds 33 1/3 45 and 78 r.p.m. for operation on 100-120 volts or 200-250 volts A.C. Mains. Complete with one standard and one long playing head, crystal or magnetic (please state choice) **£7/19/6**, pp. & carr., 3/-. Suitable cabinet for above Player type PC/2 at 45/-. See advertisement on previous page.



MINIATURE TUNING CONDENSERS

2-gang .0003 mfd. with trimmers **6/9**

PREMIER VARIABLE IMPEDANCE "MATCHMAKER" M.O.15 OUTPUT TRANSFORMER

Designed to meet the demand for an efficient variable ratio Output Transformer 11 ratios from 13:1 to 80:1 all centre tapped and can be used to match any output valves either single or push-pull Class "A" "AB1" "AB2" or "B" to any low impedance speech coil or combination thereof. Primary Inductance 50 henries 15 watts audio 100 mA. Price 45/-.

LOUDSPEAKERS

ELAC—2 1/2in. dia., Moving Coil, 15 ohm Imp. **15/-**
PLESSEY—3in. dia., Moving Coil, 3 ohms Imp. **9/11**
ELAC—8in. dia., Moving Coil, 3 ohms Imp. **19/6**
PLESSEY—8in. dia., Mains Energised, 3 ohms Imp. (600 ohms field) with Pentode Transformer **22/6**
PLESSEY—8in. dia., Mains Energised, 3 ohms Imp. (600 ohms field) **19/6**
PLESSEY—10in. dia. Moving Coil, 3 ohms Imp. **23/6**
GOODMAN—12in. dia., Moving Coil, 15 ohms Imp. (600 ohms field) with Pentode Transformer **£8/12/6**
VITA VOX—K12/20 12in. dia., Moving Coil, 15 ohms Imp. **£11/11**
Plus 5/- packing and carriage.

CRYSTAL MICROPHONE INSERTS

Ideal for tape recording and amplifiers. No Matching transformer required. **2/6** post free.

ACCUMULATORS

2 volt 10 amp. (by famous maker) **4/11**
2 volt 15 amp. **5/11**

MOVING COIL METER

A super quality Moving Coil Meter basic movement 2 mA. and 4 mA. Scale dimensions 2 1/2in. Overall dimensions 2 1/2in. dia. 1 1/2in. deep. Bakelite Case projecting type. At present scaled 1 amp. R.F. By removing thermo couple, reversing scale and recalibrating the meter, a high grade test instrument with any range above the basic F.S.D. may be built up. Price 2 mA., 5/9. 4 mA., 4/9.

MICROPHONES

LUSTRAPHONE: Moving Coil: High Impedance, Stand Type: **£5/15/6**—Hand Mike **£6/6/-**.
RONETTE—Crystal Mike Incorpor. the Filter Cell Insert: High Impd. Ball Type, **£2/10/0**.
CRYSTAL MICROPHONE—Rothermel 2AD56. Especially recommended. **£2/15 0**. Table stands for all the above **10/8** and **17/6**.
ACOS. High Impedance Crystal Microphone, type 35-1, **25/-**.
ACOS. High Impedance Crystal Microphone, type 33-1, **£2/10/-**.
ACOS. "MIC 30" Impedance Crystal Microphone **£2/10/-**. (This microphone can be used as either Hand or Desk type.)

CRYSTAL MICROPHONE

An entirely insulated crystal microphone which can be safely used on A.C./D.C. amplifiers. High impedance. No background noise, really natural tone. The ideal Mike for tape, wire and sound projectors, price **19/6**.

MAINS NOISE ELIMINATOR KIT

Two specially designed chokes with three smoothing condensers with circuit diagrams. Cuts out all mains noise. Can be assembled inside existing receiver, **4/11**, plus 6d. pkg. and carr.

Germanium Crystal Diodes. G.E.C. wire ended, **2/6**, 24/- doz.

PREMIER RADIO COMPANY

1155 RECEIVER UNIT

BRAND NEW

In original cases complete with 10 valves. Frequency range 18.5 Mc/s. 75 Kcs. in 5 wavebands. £11/19/6. Plus 10/6 packing and carriage.
Hire Purchase Terms: £2/19/11 Deposit and 12 monthly payments of 16/10d.



POWER SUPPLY UNIT

for above, incorporating output stage. Supplies an output of 250 volts at 80 mA. which is ample for the R1155 with the output stage.



Jones plugs for connecting the Power Pack to the Receiver are included. The 6V6 output stage complete with Output Transformer and 6in. speaker is built into the unit. Price £5/5/-, plus 5/- packing and carriage.

The two above Units together on Hire Purchase Terms: £4/6/2 Deposit and 12 monthly payments of £1/4/2.

PUSH-PULL OUTPUT TRANSFORMERS. 2 x 6V6 into 2/3 ohms., 5/6, post free.

T.1154. BRAND NEW COMPLETE WITH VALVES. £3/19/6, post and carriage 1/6.

METER RECTIFIERS. Miniature type with leads 1-5 mA., 6/8, post paid.

AMPLIFIER TYPE A1134A. Battery operated 2 valves, type VR.21 and VE.35. 9/11, postage and carriage 1/6.

SLIDER RESISTANCE. Gearing adjustment, 7.5 ohms. 4 a., 12/6, postage and carriage 1/6.

HEAVY DUTY POWER RESISTANCE. 17.5 ohms, 8 a., with adjustable tapping 19in. long, 2 1/2in. diameter, 10/-, postage and carriage 2/-.

HEAVY DUTY L.T. TRANSFORMER. Primary tapped 180-230 volts, 50 cycles. Secondaries 4.2 v. 10 a. 4.2 v. 10 a., 25/-, postage and carriage 2/6.

ROTARY RESISTANCE. Wire wound heavy duty 14 k. ohms., 7/6, postage and carriage 1/-.


VACUUM PUMPS. For model makers etc. Ex-R.A.F. Type B3-Mk. III. 22/6, postage and carriage 2/-.

SPECIAL OFFER

5-VALVE SUPERHET RADIO RECEIVER

PRICE
£10.19.6

Pkg. & Car. 10/-

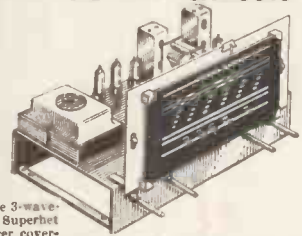


In highly polished walnut cabinet. Built to high standards ensuring quality reception. Specifications:

VALVE LINE-UP: 7B7, 7B7, 7C6, 7C5, 7Y4, 3 WAVE BANDS. Long, Medium and Short. **CONTROLS** Tuning, wave change, volume tone control on/off Gram Position on Switch, Pick-up and Extension Speaker Sockets incorporated. For use on 200/250 v. A.C. mains. **DIMENSIONS:** Width, 16 1/2in., Height 13 1/2in., depth 8 1/2in.

H.P. Terms: £2/14/11 deposit, and 12 monthly payments of 15/6.

RADIOGRAM CHASSIS



5 Valve 3-wave-band Superhet Receiver covering

short, medium and long waves. Using the latest miniature all glass valves, overall chassis size 13 1/2in. x 7in. high x 6in. deep, dial aperture 10in. x 4 1/2in. **BRAND NEW, READY FOR USE AND GUARANTEED.**

£10-5-0

Packing and postage 10/-.
Or on Hire Purchase Terms, deposit £2/11/3 and 12 monthly payments of 14/5.

CABINET available for above Chassis in figured walnut lined with white aycamore, size 3 1/2. wide, 2ft. 8 inches high, 1ft. 5 inches deep. £15/15/-.

Or on Hire Purchase terms, deposit £3/18/8 and 12 monthly payments of £1/2/2.
Packing and Carriage extra.

COMPONENTS AVAILABLE FOR THE MULLARD AND OSRAM DESIGNS

WE have been established over 40 years and we have advertised in the Wireless World continuously for the greater part of this period. Over the years we have given satisfaction to thousands of customers and our aim is to continue the good service for which we have become famous. Our advice is always available both before and AFTER Sale. All components supplied for our Radio and T.V. Designs are guaranteed for a period of 12 months (Valves carry the usual Maker's 3 months' guarantee).

PHOTOGRAMS 1955

The Annual Review of the World's Photographic Art

PHOTOGRAMS OF THE YEAR is the finest review of pictorial art obtainable, and makes an ideal gift. Now greatly enlarged, it measures 10 1/2in. x 8 1/2in., with many extra pages of plates, some in full colour. The reproductions, in high-quality photogravure, are gathered from the world's leading salons. A critical plate-by-plate commentary and articles on the year's work, colour photography, etc., will be of outstanding interest to all photographic enthusiasts.

READY NOW

152 pp. 17s. 6d. net. By post 18s. 2d.



*See what
can be
done...*

*... learn
how it's
done!*

THE COMPLETE AMATEUR PHOTOGRAPHER

Dick Boer · Edited by A. L. M. Sowerby, B.A., M.Sc., F.R.P.S. (Second Edition)

This book enables the beginner to learn to make photographs of real merit, and is a valuable reference book for the more advanced photographer. It explains exactly what happens in the photographic process at all stages—from selecting the subject to the finished print. Written by one of Europe's leading experts, the book is illustrated with 262 photographs, 28 diagrams and 8 pages of colour plates.

READY NOW

8 1/2in. x 6in.
254 pp.
21s. net.
By post
21s. 8d.

Published for "Amateur Photographer" and obtainable from booksellers, Photographic Dealers, or
ILIFFE & SONS LTD., DORSET HOUSE, STAMFORD STREET, LONDON, S.E.1.

PRECISION ENGINEERING

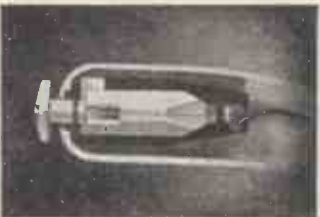
for armchair Entertainment...



MAGIDISK Selector. Silent transparent plastic trigger mechanism of featherlight operation effecting smooth automatic selection of 7in., 10in. or 12in. records, mixed in any order. Foolproof automatic lever system.



ROTOCAM combined Switch and Speed Control. Concentric plastic knobs working simple connecting rods and slide presetting 33, 45 or 78 r.p.m. speeds. Gives centralised control. Automatically switches off after the last record.



PICK-UP Assembly. High fidelity lightweight crystal pick-up head and well-balanced arm. Easily adjusted for height and weight. Fitted with dual precision ground sapphire styli for 78 r.p.m. and microgroove recordings.

TO make the Monarch autochanger the automatic choice of record lovers, gramophone experts and reproduction equipment makers alike, has meant consistent precision engineering in every department of its construction. Each feature is the acme of inventiveness and skilled production.

The Magidisk, which noiselessly selects any 10 records of any size or playing speed, is perhaps the most important and exclusive attribute. Simplified switching and speed control is achieved by a combination which does both jobs at once. Then there is the lightweight pick-up assembly with crystal cartridge and replaceable dual sapphire styli.

The ever-improving high quality reproduction obtained by the Monarch is the result of testing and modernising these and other special components continually. It provides a longer, more faithfully interpreted and less interrupted programme. It ensures a long, reliable and "pleasureful" record-playing life.

MONARCH

AUTOMATIC RECORD CHANGER
BIRMINGHAM SOUND REPRODUCERS LTD.,
OLD HILL, STAFFS.



Wireless World

RADIO, ELECTRONICS,
TELEVISION

44th YEAR OF PUBLICATION

Managing Editor: HUGH S. POCOCK, M.I.E.E.

Editor: H. F. SMITH

DECEMBER 1954

In This Issue

EDITORIAL COMMENT	581
TELEVISION INTERMEDIATE FREQUENCIES	582
WORLD OF WIRELESS	584
LEGAL REPORTING. By <i>T. D. Conway</i>	588
VELOCITY OF RADIO WAVES. By <i>R. L. Smith-Rose</i>	590
TELEVISION SAFETY PRECAUTIONS. By <i>E. G. Goodhew</i>	591
LETTERS TO THE EDITOR	593
TIN-ZINC PLATING	595
EXTENDED-RANGE L.F. SINE WAVE OSCILLATOR. By <i>L. F. Sinfeld</i>	596
PAN-CLIMATIC TESTING. By <i>G. W. A. Dummer, S. C. Schuler</i> and <i>J. E. Green</i>	598
FESTIVAL OF SOUND	601
FILTERS WITHOUT FEARS—4. By <i>Thomas Roddam</i>	603
COLOUR COMPLICATIONS	608
FEEDBACK I.F. AMPLIFIERS FOR TELEVISION. By <i>H. S. Jewitt</i>	609
MEDIUM POWER TELEVISION TRANSMITTER	611
SIGNAL-OPERATED SWITCHING. By <i>R. Selby</i>	613
PITH BALLS AND GRID CURRENT. By " <i>Cathode Ray</i> "	616
SHORT-WAVE CONDITIONS	620
FLYWHEEL SYNCHRONIZING—3. By <i>W. T. Cocking</i>	621
MUST WE HAVE COMPATIBILITY?	625
INTERNATIONAL RADIO RESEARCH	626
DECEMBER MEETINGS	627
RANDOM RADIATIONS. By " <i>Diallist</i> "	628
UNBIASED. By " <i>Free Grid</i> "	630

PUBLISHED MONTHLY (last Monday of preceding month) by ILIFFE & SONS LTD., Dorset House, Stamford Street, London, S.E.1. Telephone: Waterloo 3333 (60 lines). Telegrams: "Ethaworld, Sedist, London." Annual Subscription: Home and Overseas, £1 7s. 0d. U.S.A. \$4.50. Canada \$4.00. BRANCH OFFICES: Birmingham: King Edward House, New Street, 2. Coventry: 8-10, Corporation Street. Glasgow: 26B, Renfield Street, C.2. Manchester: 260, Deansgate, 3.



VALVES, TUBES & CIRCUITS

24. THE MULLARD EM80 TUNING INDICATOR

The Mullard range of tuning indicators has been augmented by a B9A (noval-based) type, the EM80. This valve has a 6.3V, 300mA heater, and it is designed for operation at an h.t. voltage of 250V. The maximum overall dimensions are 67mm. by 22.2mm; and the display area, which is viewed through the side of the bulb, is approximately 14.5mm. wide and 19mm. high. The lower edge of the area is 24.0 ± 1.5 mm. above the seating of the valve. The indicator pattern consists of three curved green 'petals' radiating from the centre of the lower edge of the fluorescent screen or target (t). The width of the petals is determined by the voltage of two linked deflectors which are mounted in an accelerated electron stream. The deflector voltage is derived from the anode of a triode whose grid is connected to the AGC line of the receiver. As the AGC voltage becomes more negative, the deflector voltage rises and the petal width is increased, indicating correct tuning.

A common cathode serves the indicator system and the amplifying triode, but the triode is mounted below the cathode in order to avoid unwanted interaction with the indicator. A transparent but electrically conductive coating on the inner surface of the bulb prevents wall charge and secondary emission effects.



The triode has been designed to produce a clear indication at all usable signal levels, corresponding to an AGC voltage range of $-1V$ to $-16V$; and the sensitivity is sufficient to indicate degrees of detuning which are not detectable by ear. In a normal receiver, detuning by a certain number of cycles per second causes larger AGC voltage variation at large input signals than at small; therefore a tuning indicator tends to be more sensitive to detuning at low signal levels. Thus in earlier types, separate indicator systems were used for large and small signals. In the EM80, however, alternative indications have been combined in a single system. Use has been made of the fact that the listener will automatically watch the part of the indicator display which is changing its relative area most rapidly. At low signal levels the area of the petals shows the most marked rate of change; but with stronger signals the shadow areas are relatively small, and their enhanced rate of change with AGC voltage attracts the listener's attention.

The EM80 is suitable for use in a.c. mains-operated AM receivers. It will also give a reliable indication of the correct tuning point in FM receivers where the bandpass response is slightly peaked.

PRELIMINARY DATA

HEATER

V_h	6.3	V
I_h	0.3	A

OPERATING CONDITIONS

V_b	250	V
V_c	250	V
R_a	470	k Ω
R_{g-k}	3	M Ω
$I_c (V_g=0)$	2	mA
V_g	-1	-16
β (approx.)	5	50
I_a	0.4	0.01
		degrees
		mA

LIMITING VALUES

V_a max.	300	V
p_a max.	0.2	W
V_c max.	300	V
V_c min.	165	V
I_k max.	3	mA
V_{h-k} max.	100	V

BASE B9A

1	2	3	4	5	6	7	8	9
g	k	IC	h	h	IC	a	IC	t



Reprints of this advertisement, with additional notes and characteristic curves, are obtainable without charge from the address below.

MULLARD LTD., Technical Service Department, Century House, Shaftesbury Avenue, W.C.2
MVM.309

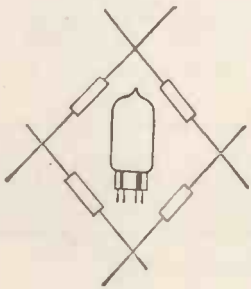


On the face of it

... it is evident that BRIMAR high-grade cathode-ray tubes meet the most exacting specifications of television and electronic equipment manufacturers.

And detailed examination of the company's resources and experience in this field reveal that BRIMAR introduced:—

- the first mass produced aluminised cathode-ray tube;
- the first flat faced tube;
- the first 14" rectangular tube;
- the first 17" rectangular tube;
- the first 21" rectangular tube;
- the first electro-static tube.



Research and development to anticipate and meet the changing demands of the radio and electronic industries are integrated with modern manufacturing techniques in the production of BRIMAR cathode-ray tubes.

Consult **BRIMAR**







— *the people who know* —
for your future equipment requirements

Standard Telephones and Cables Limited

Bring your equipment up to date with ACOS REPLACEMENT PICK-UP HEADS

If you already own a fine radiogram or record-player you now have the opportunity of rejuvenating it—of bringing it right up to date for a quite modest sum. Acos Hi-g crystal pick-ups are now available in a range of specially designed "plug-in" models to suit most famous

makes of record reproducing equipment. These Acos "Hi-g" pick-ups, you will find, represent a truly phenomenal advance in pick-up design—with regard to both reproduction and tracking characteristics (so important with many of the new microgroove recordings). Ask your Dealer!

MODEL HGP 37-1 Collaro		<p>A Hi-g pick-up head incorporating the HGP 37-1 turnover cartridge with cantilever sapphire styli. Designed for both standard and microgroove records. Will fit Collaro units RC 532; AC 534; AC3/534; 3RC 532 and the Studio pick-up. Available in cream or walnut.</p> <p><i>Ask for Data Sheet No. 4800.</i></p>
HGP 37-1 Garrard		<p>A Hi-g pick-up head incorporating the HGP 37-1 turnover cartridge with cantilever sapphire styli. Designed for both standard and microgroove records. Will fit Garrard units RC 75M; RC 80M; RC 90; RC 111; Model TA.</p> <p><i>Ask for Data Sheet No. 4800.</i></p>
HGP 39-1		<p>Hi-g pick-up heads incorporating cantilever sapphire styli. Separate heads for standard and microgroove records. Will fit the Acos GP 20 pick-up arm and the Garrard C type adaptor. Used on the following Garrard units: RC 72A; RC 75A; RC 80; and the model M unit. Can be used on any unit which at present use the GP 19 heads.</p> <p><i>Ask for Data Sheet No. 4400.</i></p>
HGP 35-1		<p>Separate plug-in type Hi-g heads for standard and microgroove records; fitted with cantilever sapphire styli. The crystal unit is identical to that of the HGP 39-1 above. Can be used on Garrard units RC 75M; RC 80M; RC 90; RC 111; and the TA player.</p> <p><i>Ask for Data Sheet No. 4000.</i></p>
HGP 41-1		<p>Separate Hi-g plug-in type heads for standard and microgroove records incorporating the crystal unit as used in the HGP 39 pick-up head. Will fit Collaro units RC 532; AC 534; AC3/534; 3RC 532. Available in cream or walnut.</p> <p><i>Ask for Data Sheet No. 4500.</i></p>
HGP 45		<p>Separate Hi-g pick-up heads for either standard or microgroove records. The crystal unit is identical to that used in the HGP 39-1 head. Will fit Garrard units RC 80; RC 72A; RC 75A; and the Model M player. Can be used on any unit which at present uses the Garrard C adaptor with GP 19 heads.</p> <p><i>Ask for Data Sheet No. 4600.</i></p>



... always well ahead

ACOS devices are protected by patents, patent applications and registered designs in Great Britain and abroad.

PRICE 32/6 (Plus 10/5 P.T.)

for all types except

HGP 39 models which

are 32/- Plus 10/3 P.T.)

COSMOCORD LIMITED ENFIELD MIDDLESEX

"BELLING-LEE" NOTES

Mobile Research Unit.

The "Belling-Lee" mobile research van is on the move again. Not that it has much idle time, it is here and there wherever a practical answer is required to a reception question sent in. Some little time ago it was in Edinburgh investigating rumours of "ghosts" round Salisbury Crags and Samsons Ribs. Then it will shortly be making a tour of the Midlands, investigating propagational phenomena on the experimental band III transmissions from Sutton Coldfield, i.e. very low power and square wave modulation only, i.e. no pictures. After that there is a programme of work on F.M. from Wrotham. We do believe that built-in aerials and those of the most elementary types will give a good signal at surprisingly long distances. We are anxious to study the transmissions to see at what range it will be necessary to change over to outside aerials, and to those of the "H" type or even the more elaborate horizontal Yagi arrays.


In the cases of band III and F.M., which of course is band II, we will pay particular attention to the effect of hills and dales, shadows and reflections and to all the finer points of reception we must know before we can give the public and the trade the quality of practical technical assistance to which they are accustomed when referring to "Belling-Lee."

Mast Head Pre-Amplifiers.

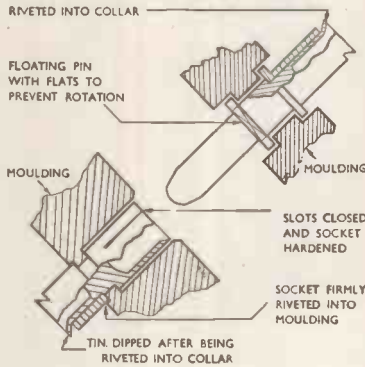
A week or so ago we were challenged as to why we did not redesign our mast head amplifier to utilise one of the new low-noise-factor valves in a high-gain R.F. double triode circuit. Others may be thinking along the same lines. The answer is very easy, the valve used by us is one of the "Trustworthy" series, and the only suitable valve of the series available. We believe these reliable valves to be the right kind to use in inaccessible places. We know of many "Belling-Lee" mast head amplifiers at the top of masts 75ft. in height, and we can just visualise the situation in the case of an early failure.

Advertisement of
BELLING & LEE LTD.
Great Cambridge Rd., Enfield, Middx.
Written 24th October, 1954.

Inter-unit connectors for 4 to 25 contacts



"UNITORS"



LIST NO.	PINS	BODY SIZE
L.653/P&S	4	1.7/16" x 13/32"
L.654/P&S	8	1.31/64" x 37/64"
L.655/P&S	12	1 1/4" x 27/32"
L.656/P&S	18	2" x 27/32"
L.657/P&S	25	1 3/8" x 1.3/16"

Working volts : 500 V. Peak, pin to pin.

THIS popular range owes its origin to a very successful Government development contract, and Unitors are now widely used to facilitate the uncoupling of sub-assemblies for servicing or replacement. Each coupling consists of a block of pins and one of sockets, arrayed so as to be non-reversible.

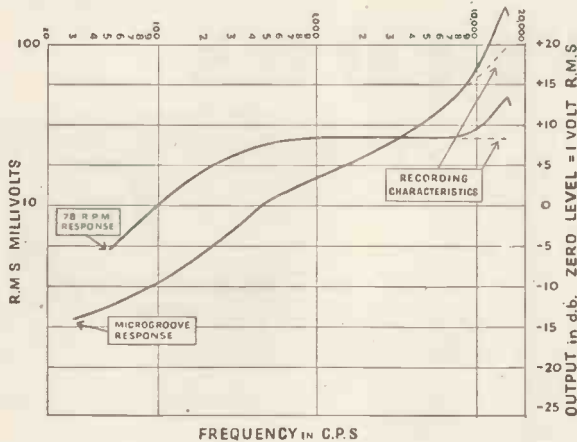
Bodies are moisture and tracking-resistant, being moulded from a nylon-filled phenolic material. Pins are of high grade brass, sockets of differentially hardened beryllium copper, and both are hard gold-plated for improved shelf life, contact resistance, etc. Normal pins carry 3 amps, but each block has two larger pins carrying 10 amps each. All pins are fully floating, the method of assembly being covered by a patent. All plugs and sockets are numbered on both sides of the moulded body.

Unitors conform to R.C.S.321, and have A.I.D., A.R.B. and Joint Service approval.

Die-cast
light
alloy
covers for
'UNITORS'
are now
available

BELLING & LEE LTD
GREAT CAMBRIDGE RD., ENFIELD, MIDD., ENGLAND

PICK-UP DESIGN FOR HIGH FIDELITY RECORD REPRODUCTION



Frequency Response Curves of type 18 pick-up for 78 r.p.m. and Microgroove Records.

The increasingly high standard of present day recordings call for continuing developments in pick-up design. Long established principles still hold good, but design requirements are now much more exacting and require the application of precision engineering techniques. In the light of present knowledge the requirements for a high fidelity pick-up are:

- (1) The frequency response should extend smoothly over the entire audible recorded range (30 c.p.s. to 15,000 c.p.s.).
- (2) Distortion should be kept below the audibly detectable minimum. In this respect intermodulation measurements are probably the most significant, since they have the particular advantage that they are a direct measurement of the most objectionable form of distortion from the final listening point of view.
Possible causes of distortion in a pick-up which must be avoided are:
 - (i) Non-linearity arising either mechanically or electrically.
 - (ii) Undamped mechanical resonances outside the audible range, which can produce audible cross-modulation effects.
 - (iii) Sensitivity to pinch-effect.
 - (iv) Distortion of record material due to excessive mechanical impedance.
- (3) Record wear must be kept to a negligible minimum. The movement of the pick-up must be highly compliant both vertically and horizontally and the playing weight must not cause distortion of the record material but must be sufficient to ensure continuous contact between stylus

and groove walls at the maximum recordable modulation level.

- (4) Long stylus life is necessary to avoid damage to records by rapidly worn styli and frequent changing of styli.
- (5) The design must be stable to ensure maintenance of the performance specification both in production and in prolonged use.
- (6) Sensitivity must be as high as possible consistent with the above in order to obtain the high signal/noise ratio for the complete reproducing equipment necessary for the wide dynamic range of modern recordings.

The above requirements are incorporated in the design of the type 18 pick-up used on "His Master's Voice" Model 3001. For performance consistency and freedom from mechanical resonances in the required frequency range, a magnetic system was chosen. Exhaustive experiments on the moving iron types of movement showed that provided that the reluctance of the return magnetic path is kept high and the signal flux in the armature is kept small compared with the saturation flux, then this type of movement possesses as linear a transfer characteristic as a corresponding moving coil design. The moving iron type was, therefore, chosen for its higher sensitivity and greater simplicity.

A cantilever stylus mounting with vertical axis of rotation has been used, since this effectively decouples the pick-up head from the stylus for vertical pinch effect movements and permits the use of a higher armature mass for a given effective inertia at the stylus point, thus reducing the signal flux density.

The material used for the suspension of the moving system in the pick-up was chosen for its stability and high mechanical resistance, stiffness ratio in order to ensure reliable and effective damping of the mechanical resonances outside the required frequency range.

For the long playing head a highly polished diamond stylus held to precise dimensional tolerances has been incorporated, since this is the only material which possesses sufficiently good wearing properties for extreme high fidelity reproduction of microgroove records. A sapphire stylus is used on the 78 r.p.m. head, since the larger tip radius used for these recordings together with the extremely low compliance of the pick-up movement result in adequately long life.

The features mentioned above and others combine to make the type 18 pick-up a reliable means of obtaining the full recorded quality from present day recordings and the best possible quality from old recordings.

"HIS MASTER'S VOICE"

THE GRAMOPHONE COMPANY LIMITED · HAYES · MIDDLESEX



Here is something really **NEW!**
EMITAPE "88"



NEW ANTI-STATIC TAPE, P.V.C. BASE

NEW HIGH SENSITIVITY STANDARD

NEW TENSILE STRENGTH

NEW PLASTIC SPOOL

NEW ATTRACTIVE BOX

SUITABLE FOR SINGLE AND TWIN TRACK RECORDERS

PRICE

Popular size spools to fit all Tape Recorders

7" 1200 ft. . Price 35/-

5" 600 ft. . . Price 21/-

Metallic Contact Strip on 5" spool to operate on Recorders having auto stop.

USE THE MAGNETIC RECORDING TAPE USED BY THE **EXPERTS**

DETAILS FROM YOUR LOCAL DEALER OR:—

E.M.I. SALES & SERVICE LTD RECORDING EQUIPMENT DIVISION

Head Office: HAYES, MIDDX. Telephone: SOUTHALL 2468




Flying Spot Telecine Equipment

The equipment provides a television picture of exceptionally high quality from 16 mm. films and 2 x 2 in. miniature film slides. A 'fast pull down' type of film projector is used and a similar mechanism serves for television systems having field repetition rates of either 50 or 60 fields per second. Thus any type of fixed or moving prism system is obviated.

The 16 mm. Projector, Turret Slide Scanner, Optical Change-over Assembly, Flying Spot Scanning Unit and the PEC Amplifier are mounted on top of the steel cabinet which houses the auxiliary units and power units.

The equipment can be fully controlled locally and remote controlled for stopping and starting of the film projector, change-over from film to slides and selection of any one of eight slides.

Editions of the BD 678
are available for 405,
525, or 625 line systems



TYPE BD 678



MARCONI

Complete Broadcasting and Television Systems

Marconi Equipment has been installed in every one of the B.B.C. Television transmitter stations and in the U.S.A., South America, Canada, Italy and Thailand

MARCONI'S WIRELESS TELEGRAPH COMPANY LIMITED • CHELMSFORD • ESSEX



**BE READY
FOR TOMORROW
— TODAY!**

WITH THESE TWO **NEW**
COSSOR INSTRUMENTS

COSSOR Model 1322

Telecheck and Marker Generator for Bands I and III

Model 1322 — used in conjunction with a cathode ray oscillograph — provides equipment for the display, measurement and correct adjustment of RF and IF response curves of television receivers. This entirely new instrument comprises a swept oscillator covering the Television BANDS I and III (5-75 Mc/s. and 155-255 Mc/s.) and a frequency marker oscillator so that precise calibration of the oscillograph display may be made; accuracy of the frequency of the marker pips being verified by reference to an internal crystal. The

alignment oscillator is set to the video carrier to which the receiver is tuned and the sweep (either 1 Mc/s. or 10 Mc/s.) is automatically derived from the time base voltage of the display oscillograph. The response of the "strip" under test to the frequency band applied is then presented on the screen of the cathode ray tube. The RF output of Model 1322 is available at 75 ohms and is adjustable from a maximum of 40 millivolts to a minimum of 10 microvolts through a coarse and fine attenuator.

TELECHECK CONVERTER FOR BAND III

Model 1321

This adaptor provides owners of Model 1320 "Telecheck" with an extension of the frequency range of the original instrument into the BAND III television channel. Thus, alignment procedures adopted for BAND I RF/IF "strips" are available also for BAND III receivers. A selection of the desired BAND is made by means of a switch. Pattern generator facilities for picture time base linearity checks have been retained. Model 1321 Adaptor is designed for permanent attachment to the standard "Telecheck" providing a neat, light and compact unit. Mounting is effected by four screws and the inter-connecting wiring is carried in a single insulating sleeve.



COSSOR ELECTRONIC INSTRUMENTS

Write for illustrated leaflets about both these instruments :

A. C. COSSOR LTD · INSTRUMENT DIVISION (Dept. 1) Highbury Grove · LONDON · N.5

Telephone: CANonbury 1234 (33 lines)

Telegrams: Cossor, Norphone, London

Cables: Cossor, London

OT.60

weight 0.42 grammes

size

Length 3.2 mm

Diameter 7.2 mm

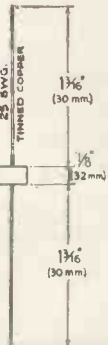
SenTerCel Types M1 and M3 rectifiers are low in cost and offer many advantages. They replace equivalent thermionic valves and can be wired directly into circuit; wiring is reduced and valve-holders are eliminated.

Both types operate at minimum input levels of 0.5 volts, type M1 at frequencies up to 5 Mc/s and type M3 up to 100 kc/s.

APPLICATIONS

AGC rectifiers: muting circuits: contrast expansion and compression: level indicators: modulation depth indicators: limiters: automatic frequency control.

<p>Type M1</p> <p>Average Characteristics</p>	Self Capacitance	22 pF
	Forward Resistance at 5 V D.C.	10 kΩ
	Reverse resistance at 5 V D.C.	1,000 MΩ
	Maximum Peak Inverse Voltage	68 V
	Minimum A.C. Input	0.5 V
<p>Type M3</p> <p>Average Characteristics</p>	Self Capacitance	65 pF
	Forward Resistance at 5 V D.C.	1.2 kΩ
	Reverse Resistance at 5 V D.C.	45 MΩ
	Maximum Peak Inverse Voltage	68 V
	Minimum A.C. Input	0.5 V
	Maximum Frequency	100 kc/s




Standard Telephones and Cables Limited

Registered Office: Connaught House, Aldwych, W.C.2

RECTIFIER DIVISION: Warwick Road, Boreham Wood, Hertfordshire

Telephone: Elstree 2401

VORTEXION TAPE RECORDER



The amplifier, speaker and case, with detachable lid, measures 8½in. x 22½in. x 15½in. and weighs 30 lb.

PRICE, complete with WEARITE TAPE DECK £84 0 0

★ The noise level is extremely low and audibly the hum level and Johnson noise of the amplifier and deck are approximately equal. Only 25% of this small amount of hum is given by the amplifier alone.

★ Extremely low distortion and background noise, with a frequency response of 50 c/s.—10 Kc/s., plus or minus 1.5 db. A meter is fitted for the measurement of signal level and bias level.

★ Sufficient power is available for recording on disc, either direct or from the tape, without additional amplifiers.

★ A heavy mu-metal shielded microphone transformer is built in for 15-30 ohms balanced and screened line, and requires only 7 micro-volts approximately to fully load.

★ The .5 megohm input is fully loaded by 18 millivolts and is suitable for crystal P.U.s, microphone or radio inputs.

★ A power plug is provided for a radio feeder unit, etc. Variable bass and treble controls are fitted for control of the play back signal.

★ The power output is 3.5 watts heavily damped by negative feedback and an oval internal speaker is built in for monitoring purposes.

★ Facilities are provided for using the amplifier alone and using power output or headphones while recording or to drive additional amplifiers.

★ The unit may be left running on record or play back even with 1,750 ft. reels with the lid closed.

POWER SUPPLY UNIT to work from 12 volt Battery with an output of 230 v., 120 watts, 50 cycles within 1%. Suppressed for use with Tape Recorder. **PRICE** £18 0 0.


3-WAY MIXER AND PEAK PROGRAMME METER

FOR RECORDING AND LARGE SOUND INSTALLATIONS, ETC.

One milliwatt output on 600 ohm line (.775V) for an input of 30 micro-volts on 7.5-30 ohm balanced input.

Output balanced or unbalanced by internal switch. The meter reading is obtained by a valve voltmeter with 1 second time constant, which reads programme level, and responds to transient peaks.

Calibration in 2 db steps, to plus 12 db and minus 20 db referred to zero level. Special low field internal power pack supplies 8 valves including stabilising and selenium rectifier, consumption 23 watts.



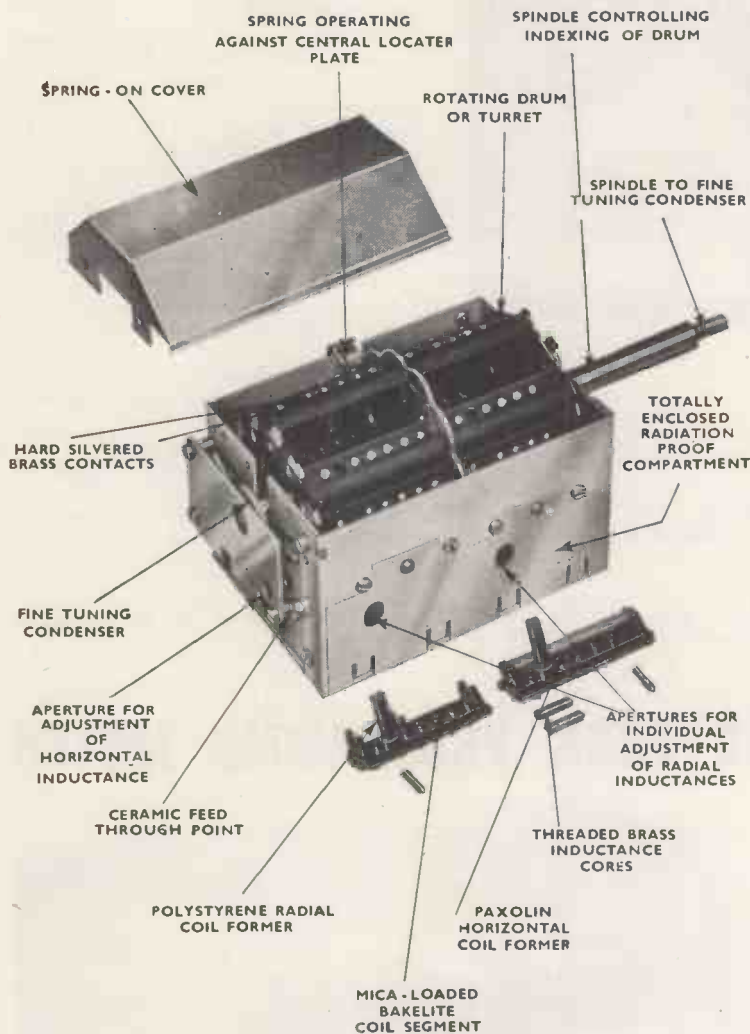
Manufactured by

VORTEXION LIMITED, 257-263, The Broadway, Wimbledon, London, S.W.19

Telephones: LIBerty 2814 and 6242-3

Telegrams: "Vortexion, Wimble, London."

Five Advantages of the Clix TELEVISION TURRET TUNER



Full technical information and prices on request.

EDISWAN

CLIX

THE EDISON SWAN ELECTRIC CO. LTD.

Member of the A.E.I. Group of Companies

155 Charing Cross Road, London, W.C.2. Radio Components Sales Office: 21 Bruton Street, London, W.1. Tel: Mayfair 5543

1 *Accurate switching*
The rotating drum of the Ediswan Clix Television Turret Tuner indexes accurately to any of twelve positions and re-sets precisely in these positions after switching. No question of mistuning after switching.

2 *All circuits are adjustable with the unit in position in a Television receiver.*

Adjustable cores to all inductances are easily accessible with the tuner in position in a Television receiver. The tuner can, therefore, be set up or re-adjusted in its actual operating position.

3 *Additional tuned circuits may be added at any time without removing the Tuner from the receiver.*

The Ediswan Clix Tuner is designed so that additional coil segments can be added at any time while the tuner is in position in a receiver.

To tune to another channel the serviceman merely clips into position additional coil segments, carrying correctly wound coils, and trims them by the adjustable cores provided. There is no need to dismantle the tuner or return it to the Factory for any part of this operation.


4 *Wiring reduced to an absolute minimum thereby eliminating stray capacities.*

Stray capacities between wiring can lead to serious mistuning on the very high frequencies of Television Band 3. The Ediswan Clix Tuner is designed so that wiring is reduced to an absolute minimum and materials are specially selected to overcome the problems of drift and instability encountered on these frequencies.

5 *Suitable for mounting in deep or shallow chassis.*

Four 4BA tapped holes are provided for mounting the Ediswan Clix Turret Tuner. If required, suitable mounting brackets can be provided for use in shallow chassis.

30 kW HF SSB/Telegraph/Telephone/Transmitter. Type HS 51



The Marconi Type HS 51 Transmitter provides the following features

- Operation on any one of six spot frequencies or continuous tuning over the entire range.
- Rapid frequency change between pre-set frequencies. Instantaneous change from SSB to CW.
- Easy and safe access for servicing.
- RF feed back to reduce distortion.
- Aircooling throughout with dust filtering.
- Low power consumption on standby.

The transmitter is extremely flexible in service; ISB telephony, CW and frequency shift telegraphy, double sideband telephony and frequency shift duplex can all be accommodated.

MARCONI

COMPLETE COMMUNICATION SYSTEMS

Surveyed, planned, installed, maintained

MARCONI'S WIRELESS TELEGRAPH COMPANY LTD · CHELMSFORD · ESSEX


The Cultured Voice of Quality

SOUND SALES PHASE INVERTER SPEAKER

For its size, this is one of the most attractive loudspeaker combinations I have yet come across . . . "the standard of reproduction obtainable must be heard to be believed." Not only is there a good, clean, treble, well distributed by the diffusers on the front of cabinet; there is also a very firm, clear bass which extends below 50 c/s. Clarity is indeed the most noteworthy characteristic of this speaker. It was this quality that impressed itself on several visitors I had on the day when I was putting the speaker through its paces. That extra half octave above about 12 kc/s. and the corresponding one below about 30 c/s usually cost an awful lot of money. The range here is audible from below 30 up to above 13,000 c/s!

TECHNICAL REPORT by P. WILSON, M.A.,
of "THE GRAMOPHONE"

Price **£14.10.0**
complete with cabinet




OBTAINABLE FROM ALL LEADING STOCKISTS
WEST STREET, FARNHAM, SURREY

SOUND SALES LIMITED

Tel.: FARNHAM 6451/2/3

Manufacturers of Electronic Equipment

Established since 1931



**POST THE COUPON TODAY FOR OUR
BROCHURE ON THE LATEST METHODS
OF HOME TRAINING FOR OVER
150 CAREERS & HOBBIES**

PRIVATE AND INDIVIDUAL TUITION IN YOUR OWN HOME

- | | | | | |
|--------------|--------------------------|----------------------------|------------------------|---------------------|
| Accountancy | Building | Electronics | Police | Shorthand & Typing |
| Advertising | Business Management | Fashion Drawing | Production Engineering | Short Story |
| Aeronautical | Carpentry | Heating & Ventilating Eng. | Public Speaking | Writing |
| Engineering | Chemistry | Industrial Administration | Radar | Sound Recording |
| Automobile | Civil Service | Journalism | Radio & Television | Structural Eng. |
| Engineering | Civil Engineering | Languages | Servicing | Telecommunications |
| Banking | Commercial Subjects | Marine Engineering | Radio Engineering | Television |
| Book-keeping | Commercial Art & Drawing | Mathematics | Refrigeration | Time & Motion Study |
| | Customs & Excise Officer | M.C.A. Licences | Retail Shop Management | Tracing |
| | Draughtsmanship | Mechanical Engineering | Salesmanship | Welding |
| | Economics | Motor Engineering | Sanitation | Works Management |
| | Electrical Engineering | Photography | Secretaryship | Workshop Practice |
| | | P.M.G. Licences | Sheet Metal Work | and many others. |

NEW! LEARN THE PRACTICAL WAY
COURSES WITH EQUIPMENT
With many courses we supply actual equipment thus combining theory and practice in the correct educational sequence. This equipment, specially prepared and designed, remains your property. Courses include: Radio, Television, Mechanics, Electricity, Draughtsmanship, Carpentry, Photography, Commercial Art, etc.

COURSES FROM 15/- PER MONTH

Also courses for University Degrees, General Certificate of Education, B.Sc.Eng., A.M.I.Mech.E., L.I.O.B., A.C.C.A., A.C.I.S., A.M.Brit.I.R.E., A.M.I.I.A., City & Guilds Examinations, R.S.A. Certificates, etc.

The Advantages of E.M.I. Training ★ The teaching methods are planned to meet modern industrial requirements. ★ We offer training in all subjects which provide lucrative jobs or interesting hobbies. ★ A tutor is personally allotted by name to ensure private and individual tuition. ★ Free advice covering all aspects of training is given to students before and after enrolment with us. ★ Equipment supplied upon enrolment and remains your property.

POST THIS COUPON TODAY

Please send without obligation your FREE book.
E.M.I. INSTITUTES (Dept. 127k)
Grove Park Road, London, W.4

NAME _____
ADDRESS _____

SUBJECT(S) OF INTEREST _____
DEC. _____

EMI INSTITUTES
The only Postal College which is part
of a world-wide Industrial Organisation

The NEW

LEAK

TL/10 AMPLIFIER & "POINT ONE" PRE-AMPLIFIER

27 GNS COMPLETE

A price made possible only by world-wide sales.



★
Make this
THE HEART
of your
HI-FI EQUIPMENT!

TL/10 POWER AMPLIFIER

This 10 watt amplifier maintains, in every respect, the world renowned Leak reputation for precision engineering, fine appearance and fastidious wiring.

SPECIFICATION

Circuitry

A triple loop feedback circuit based on the famous TL/12. The output transformer is the same size as in the TL/12.

Maximum power output: 10 watts.

Frequency Response: ± 1 db 20 c/s to 20,000 c/s.

Harmonic Distortion: 0.1%, 1,000 c/s; 7.5 watts output.

Feedback Magnitude: 26 db, main loop.

Damping Factor: 25.

Hum: -80 db referred to 10 watts.

Loudspeaker Impedances: 16 ohms, 8 ohms, and 4 ohms.

"POINT ONE" PRE-AMPLIFIER

The handsome gold escutcheon plate contributes to the elegant appearance, and blends with all woods.

★ Pickup

The pre-amplifier will operate from any pickup generally available in the world. A continuously variable input attenuator at the rear of the pre-amplifier permits the instantaneous use of crystal, moving-iron and moving-coil pickups.

★ Radio

The radio input sockets at the rear permit the connection of the LEAK V.S. tuner unit. An input attenuator is fitted. H.T. and filament supplies are available from the pre-amplifier.

★ Distortion

Of the order of 0.1%.

★ Hum

Negligible, due to the use of recently developed valves and special techniques.

★ Input selector

Radio, tape, records; any and all record: can be accurately equalised.

★ Treble

Continuously variable, + 9 db to - 15 db at 10,000 c/s.

★ Bass

Continuously variable, + 12 db to - 13 db at 40 c/s.

★ Volume Control and switch

The switch controls the power supply to the TL/10 power amplifier.

★ Tape Recording Jacks

An exclusive feature. Readily accessible jacks are provided on the front panel for instantaneous use with Tape Recorders which have built-in (low level) amplifiers.

★ Write for leaflet W ★

H. J. LEAK & CO. LTD., BRUNEL ROAD, WESTWAY FACTORY ESTATE, ACTON, W.3

'Phone: SHEpherds Bush 1173/4

Telegrams: Sinusoidal, Ealux, London

Cables: Sinusoidal, London

THE SUPERIOR 15in.



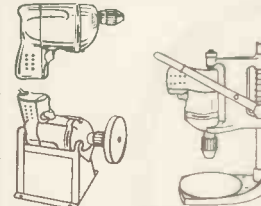
up to the minute big picture TV for only £37 10s. A 20-valve television for the amateur constructor, all components, valves and 15in. Cossor Cathode Ray Tube costs £37 10s., plus £1 carriage

and insurance or £12 10s. deposit and 12 monthly payments of £2 11s. 6d. Constructor's envelope giving full details and blueprint, 7/6. Returnable within 14 days if you think you cannot make the set.



22½ FLUORESCENT LIGHTING
90 WATT
Kit comprises 40 watt control unit, starter lamp, lamp holders, clips and wiring diagram. Price, less tube, 22/6, plus 1/6 post. With tube, 30/-, plus 3/6 carr. and insurance.

SENT FOR £1 ONLY BLACK AND DECKER ELECTRIC TOOLS



½in. drill, £5 19s. 6d. or £1 deposit. Bench stand for drill, £3 7s. 6d. Lathe stand for drill, £5 5s. or £1 deposit. The three items supplied for £14 12s. or 43/- deposit.



PLUGS FOR MODERN VALVE HOLDERS
Each is fitted with a rubber shroud. For B7G button base and type 2 for B8A. Price 1/4 each, discounts for quantities.

BE PREPARED



for a cold winter by making our low cost **Electric Blanket**. 27 yards of special heater wire and blueprint, 20/-. Blueprint only, 1/6. Alternatively, make a Bed Warmer. Constructional data, 1/6.

BARGAIN FOR CONSTRUCTORS



Modern style cabinet in contrasting veneers, with metal chassis, three knobs, coloured scale, and pointer. Price 29/6, post, etc., 2/-. All other components to build 2-waveband superhet. Price £5. Data, 1/6 (free with components).

THE WINDSOR 5-VALVE SUPERHET




THE "WINDSOR" 5

Due to a special purchase, we are able to offer this very fine cabinet, size approx. 15½ x 14 x 6½in.—walnut veneered and satin finished. 39/6, carriage and packing 3/6. Note. This cabinet is the correct one for the chassis above with 6½in. speaker.

£15 VALUE FOR £5

TABLE RADIO CABINET



These really first-class receivers were made by one of our most famous companies for inclusion in an expensive radiogram. They are undoubtedly a serious listener's receiver. Particularly suitable in bad reception areas as they have an H.F. stage and a tuning indicator. These tune 5 wave bands including short waves up to 11 metres. We have a few only of these left as illustrated but less valves and less power pack. Otherwise in very good condition having never been used. Price £5 only, plus 7/6 carriage.

THIS MONTH'S SNIP

A SILVER STEEL TOOL ROLL



This most useful kit contains three sizes of standard screwdrivers, two sizes of Phillips screwdrivers, a taper reamer and a taper spike. All designed to slip into a 10,000-volt tested handle, and all made from specially hardened tool steel, complete in wallet tool roll. Price 12/6, post free. This is an invaluable set of tools for everyone who uses tools.

THE F.M. FEEDER UNIT

All the parts necessary to make the Denco F.M. Unit are now available. The unit gives an A.F. output suitable for feeding in at the pickup sockets of any standard broadcasting receiver and superior results can be expected. The full constructional details as prepared by the Denco technicians are available—price 1/6 post free. Alternatively, they will be given free to those ordering all the parts which come to £6 7s. 6d., plus 2/6 post and packing. Note: four valves and everything including a prepared metal chassis is supplied. Approximate chassis measurements are 6 x 6 x 1½. Demonstrations at our branches.



BREAKDOWN PARCEL

Unit for breaking down—offered at only a little over the price of the Aladdin Coil Formers it contains. Note. All parts can easily be removed as they are all bolted together. The unit contains:—

- 6 Aladdin ½in. Coil Formers with dust cores.
- 6 metal cans for above coil formers.
- 1 4-position 12-pole switch.
- 6 miniature R.F. chokes.
- 2 25-mfd. 25-v. electrolytics.
- 30 paper tubular condensers. .002 to .1 mostly for 450 v.
- 56 carbon resistors, values from ½ watt to 2 watt.
- 2 medium-size R.F. chokes.
- 7 moulded octal valve-holders.
- 1 moulded diode valve-holder.
- 20 mica condensers (moulded, silver and ceramic).
- 7 insulated top caps for valves.
- 4 components strips (one 40-way, one 11-way, one 5-way, and one 3-way).
- 1 very useful chassis, size 18 x 5 x 3½in.
- Plus dozens of nuts, bolts, screws, washers, and other useful items such as ½in. spindle extenders, etc.

Price only 7/6, post and packing 2/6.

CABINETS 19/6

You can make an excellent bass reflex cabinet with this well-made veneered and polished walnut cabinet. Limited quantity offered at 19/6. Carriage, etc., 3/6.



LAST FEW

£3 19s. 6d. The Lectross warms room as it dries clothes, towels, etc. Size 3ft. wide, 3ft. high and 5in. deep. Works off A.C. or D.C. mains, consuming 650 watts. Fully guaranteed. Pr. £3 19s. 6d., plus 7/6 carriage.



INSTANT HEAT CONVECTOR

4ft. long; made from heavy gauge sheet steel (galvanised), 1 kw., suitable A.C. or D.C. Price £2 or with thermostat £3 15s. Note: The thermostat mounts separately and will control up to three heaters.

'CHIMELITE'



THE CHIMELITE

It is a hall light as well as a chime and you can make it in a couple of evenings for the total cost of only 19/6, including instructions. Post, etc., 2/-. Data available separately, price 2/-. **19/6**



NOW—A.C./D.C. MULTI-METER KIT

We can now offer a kit of parts suitable for making a multimeter to measure A.C. volts as well as D.C. volts, milliamps and ohms. Price for kit containing all the essential items including moving-coil meter, metal rectifier, resistors, range selector, calibrated scale, etc., is 19/6d., plus 1/- post and packing. The D.C. only version is 15/-, plus 9d. P. & P. For the benefit of those who have already made up the D.C. only version we are offering the rectifier and other parts necessary for the A.C./D.C. version as a separate kit. Price 5/6d. post free.

OCCASIONAL RADIO




Building our all-mains radio receivers is simplicity itself. Everything down to the last nut is supplied, and fits together professionally. The one above we call the "Occasional," in a choice of Ivory or Walnut and the T.R.F. costs £5 10s. to make, H.P. terms being £2 deposit.

ALL MAINS THREE




A handy midget A.C./D.C. 3-valve mains receiver giving powerful reception over long and medium waves. All component parts, including valves, coils, resistors, etc., but not loudspeaker and cabinet (you may already have these) will cost you only 19/6 plus 1/6 post—data available separately 2/-, post free.

1/9 Doz.




Post 6d.

WIRING CLEATS
Vitreous porcelain; two groove 1/9 per doz.; three groove 2/9 per doz.



TRIMMER
Long spindled 35 p.f.—also 2-gang 75 p.f. 2/3.

1/3 Post 3d.



PORTABLE CABINET
Rexine covered. Perfect, with back and handle. Ready to take chassis. Room for batteries or power pack. Size 12in. x 10in. x 7in. Post and packing 2/6.

9d.

Post 6d.


BULKHEAD INSULATOR
Pyrex glass with stud and fixing ring.



8/6

Post 9d.

MOVING COIL METERS



2 1/2 in. (3 1/2 in. across face), flush mounting, following types available: 0-30 mA., 0-300 mA. and 0-500 mA.

UNBREAKABLE GLASS PANELS

Size 10 1/2 x 9 1/2—parcel of five panels,




5/-

3/6

Post 1/-.

CLOCK CASE
Veneced and polished—undrilled.



A WONDERFUL CHRISTMAS PRESENT


Children of all ages enjoy playing records and will be overjoyed to own the fine portable illustrated alongside. This uses the Garrard spring motor and a 2-valve battery amplifier. The case is in two-tone imitation crocodile/lizard skin. Special Price £9/17/7—carriage 7/6 extra.



THE ELPREQ NOBLEMAN

A 70 Gn. RADIOGRAM direct from makers for only 40 Gns.

Or £7 deposit.



A beautiful piece of furniture yet a most up-to-date radiogram—figured walnut lined sycamore—radio raised to comfortable level—compartment for records—5-valve A.C. mains superhet, covers long, medium and short waves—all latest refinements, negative feed-back tone control, etc.—large multi-coloured edglet dial—latest Collaro three-speed auto-changer with the famous "Studio" pick-up—plays all types of records perfectly.

Collaro three-speed auto-changer with the famous "Studio" pick-up—plays all types of records perfectly.

CLEVELAND TAPE RECORDER

This instrument combines the Mk. IIIU Truvox Tape Deck and the Cleveland Wide Band Amplifier with a special high flux speaker and forms one of the finest tape recorder combinations available to-day. It will, of course, play pre-recorded tapes as well as make its own recordings of radio, music, meetings, telephone conversations, letters, etc., etc. This model should be available before the end of the year and the price will be

£45

Hire Purchase terms if required.

BEDROOM-NURSERY MAINS MIDGET RADIO



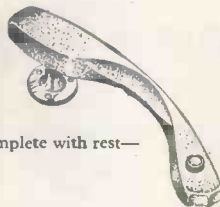
All the parts, cabinet, valves, knobs, back—in fact everything will cost you only £3/15/- (plus 2/6 postage). The set is economical to run, too, for it uses only three valves in a special reflex T.F.R. circuit which gives ample power combined with good tone. Incidentally if you wish to give the sets to young children why not decorate the cabinet with a few suitable transfers? These can usually be obtained from local handicrafts shops. Circuiting and construction data free with the parts or available separately at 1/6.

GRAMOPHONE PICKUP

Electro-magnetic in bakelite case, complete with rest—a limited quantity only—

19/6

Post and packing 1/6.



A MILLIBAR BAROMETER

If you are interested in meteorology, then you will be interested to know that an article appeared in one of the leading meteorological journals showing how the Ex-R.A.F. Sensitive Altimeter can become a first-class highly sensitive yet robust aneroid barometer. We offer the sensitive altimeters in good condition with instructions at 17/6, plus 1/- postage.

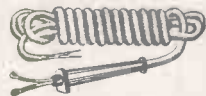


A MILLIBAR BAROMETER
Note: We have a limited quantity of these altimeters complete but needing adjustment, price 7/6 each.

GLASS SCALES 4/- A DOZEN




An exceptional bargain this month is our assorted parcel of glass scales. A most useful collection for all who make up experimental or other radios. We offer twelve glass scales mostly in two or three colours for 4/- plus 9d. post and packing. Limited quantity only.



APPLIANCE LEAD

Appliance lead 7ft. 6in. long 3-core, 23/36 with thread bound prepared ends. 1/3 per lead or 12/- per dozen leads—large quantity available.

BUTTON MICROPHONE



Extremely small, carbon granule type. Quantity price 15/- doz., 1/6 each.



NOVELTY RADIO

Complete tunable M/L. Radio with room for 3in. speaker in base. Needs only valves, speaker and batteries, 29/6 plus 2/6 post, etc.

4-inch NAVIGATIONAL COMPASS



In wooden carrying case, but less fluid. Damaged, but repairable. 4/6 plus 1/6 post.

ELECTRICAL K.W. METER



By Ferranti. Complete works, less the case. Slightly damaged, but repairable, and contains very useful spares. 7/6 plus 2/- post.

SELECTIONS FROM OUR RANGE OF CABINETS



EMPRESS CONSOLE

This cabinet is undoubtedly a beautiful piece of furniture. It is elegantly veneered externally in figured walnut, internally in white sycamore. The radio section is raised to convenient level but is not drilled or cut. The lower deck acts as the motor board, again is uncut, it measures 16x14 and has a clearance of 5in. from the lid. There is a compartment for the storage of recordings. Overall dimensions of this essentially modern cabinet are 3ft. wide, 2ft. 8in. high, and 1ft 4½in. deep. Price £15/15/-, carriage, etc., 12/6.

THE 1955 CORNER CONSOLE



Designed for the man who wants something really impressive. A massive cabinet but being corner fitting is not out of place even in the modern small living room. Voted by one of our leading magazines as one of the finest pieces of furniture at the 1953 National Radio Show, Earls Court. Overall dimensions of this cabinet are 47in. wide, 31in. deep (to corner), 50in. high. Note that in addition to the Superior 15 Televisor this cabinet will accommodate a radio unit with controls on the sloping panel at the top and a tape recorder, or a record player under the lid in the top. Price £18, plus 30/- carriage.



THE SUPERIOR 15 CONSOLE

Undoubtedly a very fine cabinet designed to house a very fine set. Handsome two-toned walnut finished and distinctive design, its modern lines blend with all furnishings. Cut out for 15in. tube and drilled to take the standard Superior 15 chassis. Price £11/10/-, plus 12/6 carriage.



TABLE RADIOS

We have two styles of cabinet which will take our 15x5x2 chassis and dial assembly or our Windsor Superhet. The one illustrated is the Windsor De Luxe—price 49/6, carriage and packing 5/-. The Windsor Standard, also a very fine cabinet, is priced at 39/6, plus 3/6 carriage.

THE BUREAU



This is a really beautiful cabinet elegantly veneered in walnut and finely polished. The control board, revealed when the front is dropped down is ample for the larger than average radio chassis or amplifier and alongside there is a space for a tape recorder or auto record changer mechanism. Both the radio board and the control board are left uncut to suit your own equipment. Size approximately 30in. high, 32in. wide, and 16in. deep. Price 16 guineas, carriage 12/6.

THE CONTEMPORARY




Also in the modern trend is this very stylish contemporary console. Veneered in oak with contrasting mouldings, and is ideal for use with modern furniture or with other contemporary fittings or furnishings. The radio and motor board is uncut and its size 30in. x 15½in. provides ample room for all equipment. Price £8/15/-, carriage etc., 12/6.

THE CONSOLE MK. II



A new design of a popular style—this is in two tone highly polished walnut veneer with nicely contrasting speaker fabric—the motor board, approximate size 30in. x 15in. is uncut so is suitable for user's own equipment—clearance to motor board is 6ins.—height of the cabinet to top of lid is 2ft. 6in. Price £10/17/6, carriage 12/6.

THE STATESMAN



An impressive costly looking cabinet—originally designed for projection T.V. but the projector screen can be removed very easily and the lid can be felt lined to hide the marks. This simple modification makes the cabinet suitable for radiogram, amplifier, tape recorder, or reflex speaker—size 23in. wide, 22in. deep, and 37½in. high. We have only a limited quantity of these cabinets left and we are offering them at £8/15/- each, which is approximately half of their manufacturing cost. Also we have a small quantity slightly damaged but easily repairable—Prices from £7/15/- downwards.

THE ATTACHE CASE PORTABLE



This cabinet can be supplied with radio board or with board suitable for motor pickup and loudspeaker. The board in either case is finished in the same style of material as the Cabinet proper e.g., imitation crocodile and/or lizard skin in contrasting shades. Price 37/6, postage, etc. 3/6.

THE INFRA-RED LAMP




The Infra-Red Lamp is essentially a directional infra-red radiator. It emits rays in a conical formation, the heat intensity being greatest near the lamp. The rays warm the object at which they are directed, but not the air through which they pass.

In addition to the medicinal and other functions of infra red, the Infra-Red Lamp is especially useful in cases where it is impossible, or uneconomical, to warm the atmosphere. Thus a person working in the open could be kept comfortably warm with three or four lamps placed at convenient positions. In other cases the infra-red lamp permits considerable economy of electricity. For instance, a patient sitting in bed can be kept conveniently warm with one lamp costing only 1d. per hour to run, whereas to keep the temperature up to the same comfortable level in the average bedroom would need two 9-kilowatt fires costing 4d. per hour to run, thus the saving of electricity is really considerable. These figures are based upon electricity at one penny per unit. In districts where higher rates apply, then the saving would be even greater.

The Infra-Red Lamp is invaluable to the farmer, poultry keeper and in fact to any breeder of animals. The young creatures will collect under the lamp for warmth and therefore are not likely to be suffocated by the mother.

The Infra-Red Lamp has innumerable other uses: to name a few:—
 (1) To speed the drying of paint, cellulose, etc., for instance, in car body repairs.
 (2) To dry hair and thus replace the conventional blowier type drier. (3) Drying and airing of clothes.
 (4) In the loft to stop pipes freezing. (5) Warming food.
 Price 36/-, plus 2/- post. 1 K.W. Model (INFRA-RED MAJOR)—details on request.

AMPLIFIER FOR TAPE RECORDERS



THE CLEVELAND "WIDE-BAND"

Designed in conjunction with Truvox engineers this high-fidelity amplifier ensures that best possible results are obtained from the Truvox Mk. III as well as from other good tape decks. Two input circuits are used—these have separate volume controls and so facilitate the mixing of programme matter. Miniaturised construction is used and the dimensions of the amplifier have been kept very small and in fact only approximately a 2in. section of the control panel and cabinet is required. The power pack also is on a separate chassis so that, regardless of the type of cabinet, a position of minimum hum can be found. Hum level is very low at 50 db down for full output.

TECHNICAL FEATURES

Two input jacks are provided, the first has a sensitivity of 1-micro volt for crystal microphone, etc. The other for use with radio inputs and pickups has a sensitivity of 250 mv. The power output is 4 watts internally matched for 3 ohm loudspeaker. A magic eye is used to indicate depth of recording—the circuit of this, however, is disconnected during replay. The frequency response of the amplifier is extremely wide, so ensuring that the best possible reproduction is obtained with modern tapes and heads. Using the Truvox heads the response is virtually level from 50 to 10,000 c.p.s. In addition to the two independent volume controls there is also a tone control and a master switch for record and replay. The amplifier is suitable for A.C. mains, voltages from 110 to 250. Price £15. Carriage and insurance 7/6.


MINIATURE PORTABLE T.V.



THE ELPREQ MINIATURE TELEVISOR Uses standard conventional circuitry employing a total of 13 valves and 2 crystal diodes. The Cathode-ray tube used is a 2½in. Service type VCR-139A, which has a standard

equivalent and will therefore always be obtainable. The layout is extremely clean, straightforward and professional. The wiring, whilst naturally being a little more intricate due to miniaturisation, is nevertheless completely accessible. The total cost comes to £16-£17. Its size will be approximately 9½in. x 8in. x 6in. Full construction data, layouts, diagrams, templates, etc., running into some 50 sheets, is available, price 5/-, post free.

THE CLEVELAND "ORGANTONE"



The Cleveland "ORGANTONE" is a 5-valve 3-wave hand superhet covering long wave (1,020-1,875 metres), medium wave (187.5-545.5 metres) and short wave (16-50 metres). Built to a very stringent specification, it attains a high level of performance both with regard to sensitivity and fidelity.


Osram all-glass miniature valves are employed throughout and low loss iron core coils in both aerial and oscillator sections together with permeability tuned L.F.'s account for an excellent signal to noise ratio. Full A.V.C. is applied to both frequency changer and I.F. stages, and particular care has been taken to ensure freedom from frequency drift.

The output stage utilizes variable negative feedback for tone control, and, but for standard pentode correction, no cut in the ordinary sense is applied. A gram. position is provided on the wave change switch and reproduction of records is particularly good. An amply proportioned power transformer with a primary tapped for 110-280 volts gives complete isolation from the mains.

Chassis size is 12in. x 7in. x 7in.—8oste size is 10½in. x 4½in. This receiver has been tested in particularly difficult areas and its stability and noise rejection have produced exceptional results. It is an instrument which could fairly be described as a custom-built chassis.

Price £11/10/- or £3/16/8 deposit—carriage, etc., 7/6. A circuit diagram and photograph available price 2/- post free.

MULLARD AMPLIFIER




A High Quality Amplifier designed by Mullard engineers. Robust high fidelity, with a power output exceeding 10 watts and a harmonic distortion less than .4% at 10 watts.

Its frequency response is extremely wide and level being almost flat from 10 to 20,000 C.P.S.—three controls are provided and the whole unit is very suitable for use with the Collaro Studio and most other good pickups. The total cost of the amplifier is around £11. For 30/- extra a unit completely made up and tested can be supplied. Carriage in either case is 10/- extra. Data will be provided with all orders for components. Send for the "Mullard Amplifier Shopping List."

THE TRUVOX TAPE DECK Mk. III/II

Correct directions for Pre-recorded Tapes.

The very latest tape deck—designed especially for the new pre-recorded tapes—features include azimuth head adjustment—40-11,500 c.p.s. response—two operating speeds (3½ and 7½) per sec.—provision for foot control (dictating letters), etc., etc. Price £23/2/- Carriage 7/6.



DULCI RADIO CHASSIS



Complete range of these famous receivers now available at all our branches—cash or Hire Purchase—demonstrations gladly given.

3-wave (L. M. & S.) 5-valve £12/12/- Ref. B3.
 Pushpull 6-valve 3-wave £15/15/- Ref. B3PP.

	£	s.	d.	Ref.
Pushpull with R.F. stage 3-wave 7-valve	18	18	0	B3PP/RF
6-wave L.M. and 4 short waves (band spread)	15	15	0	B6
6-wave with pushpull	18	18	0	B6PP
6-wave with pushpull and R.F. stage	23	2	0	B6PPRF

All available on H.P.—deposit 15 per cent, balance over 12 months.

ELECTRONIC PRECISION EQUIPMENT LTD.

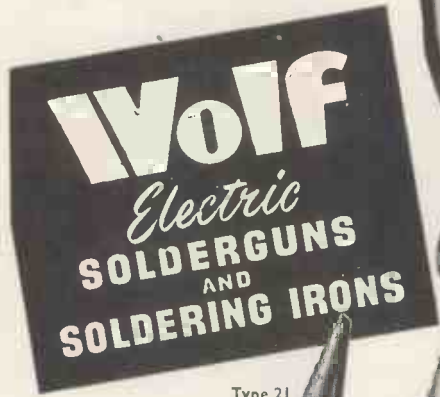
249 Kilburn High Road, 42-46, Windmill Hill, Ruislip, Middlesex. Kilburn. Phone: RUISLIP 5780. (Now Open.) Half-day Wednesday.

152-153, Fleet Street, E.C.4. Phone: CENTRAL 2833. Half-day Saturday.

29, Stroud Green Road, Finsbury Park, N.4. Phone: ARCHWAY 1049. Half-day Thursday.

Post orders should be marked "Dept. 2" and addressed to our Ruislip dept.

For HIGH SPEED SOLDERING




Type 21

Obtainable from all leading tool merchants and factors

Fully descriptive brochure free on request


Alternative Types



Type 32

Type 42

Alternative Types



Type 31

Type 41

Type 71

Type 81

Type 22

TRIGGER FEED
SOLDERGUN



Type No. 51 is designed specially for all modern assembly operations. Solder is fed automatically with finger trigger-action and two reels are supplied—one 15 ft. acid-cored and one 15 ft. resin-cored.

Unbeatable from every soldering point of view, well able to withstand hard workshop treatment and continuous use. Features include rapid constant localised heat—solid sturdy construction—low current consumption—perfect balance—easy replacement of all connections. A type and bit for every purpose from fine instrument to heavy industrial work. Each tool includes 5 feet tough rubber 3-core cable.


WOLF ELECTRIC TOOLS LIMITED

PIONEER WORKS · HANGER LANE · LONDON · W.5

Tel: PERivale 5631-4

Branches: Birmingham · Bristol · Glasgow · Leeds · Manchester · Newcastle

LEWIS RADIO CAN NOW SUPPLY ALL COMPONENTS FOR THE Osram 912 AMPLIFIER



Complete Kit from £20.

Complete Amplifier, wired and tested, from £23.



Loudspeaker Cabinet available in Oak, Walnut or Mahogany or in the White. Polished £12/10/-. In White £9/5/-.



Send for Component Price List and details for Loudspeaker and Equipment Cabinets. We also make a large range of Radio, Radiogram, and I/V. Cabinets, Catalogue of Cabinets, Autochangers, Loudspeakers and Radiogram Chassis, Price 1/- (refunded on receipt of order).

LEWIS RADIO CO.
120, GREEN LANES, PALMERS GREEN, LONDON, N.13. Bowes Park 6064.

G.E.C. Metal Cone Loudspeaker £8/15/-.

CATHODEON

CRYSTAL UNITS

For FREQUENCY CONTROL



TYPE 2EL

Preferred type identical to Inter-Service Standard Style B. Generally to the requirements of RCL and RCS 271. This unit is designed to give high stability performance for all general purpose equipment.



TYPE 2L

Preferred type identical to Inter-Service Standard Style C. Generally to the requirements of RCL and RCS 271 and suitable for either fixed or mobile equipment and general use.



TYPE 2M

Preferred type identical to Inter-Service Standard Style D. Generally to the requirements of RCL and RCS 271 and particularly suitable for mobile application where size is an important factor. Internationally used and interchangeable.



TYPE 7G

Preferred type identical to Inter-Service Standard Style E. Generally to the requirements of RCL and RCS 271. Evacuated glass holders giving increased stability performance.

Frequency Range 2,000 to 20,000 Kc/s. Fundamental mode of oscillation. Gold and Wire Mounted.

CATHODEON CRYSTALS LTD., LINTON, CAMBRIDGESHIRE.

Phone: Linton 223



The SMALLEST and lightest re-chargeable accumulator

Full details of this amazing accumulator will be sent FREE. Ask for Brochure AM/WW.



VENNER ACCUMULATORS LTD. KINGSTON BY-PASS NEW MALDEN SURREY Tel: MALden 2442

Associated Companies · VENNER LIMITED · VENNER ELECTRONICS LIMITED

UNIVERSAL VALVE VOLTMETER

Model VM853

- WIDE RANGE OF VOLTAGE MEASUREMENTS
- HIGHEST POSSIBLE INPUT RESISTANCE ON ALL RANGES
- MEASURES FROM D.C. TO U.H.F

On the lower D.C. ranges, this instrument approaches conditions of an electrostatic voltmeter and on A.C. ranges a measuring diode contained in an external probe, is provided. To minimize the effect of the metal body of the probe, the insulated terminal head can be replaced by a spike. All-range indicator consists of a 5-inch meter fitted with knife-edge pointer and mirror scale. Send for leaflet giving full specification.



	D.C. Ranges	A.C. Ranges
Volt	0-300 mV	0-1V
Ranges	0-1V- 0-300V	0-3V- 0-100V
Accuracy	±2% of f.s.d.	±2% of f.s.d.
Input	For the first five ranges, 25 megohms	20 megohms up to medium R.F. on all ranges

BRITISH PHYSICAL LABORATORIES

Radlett, HERTS




Tel: RADLETT 5674-5-6

LAMINATIONS IN BULK PROMPTLY PROTOTYPES TOO!

We supply all types of Laminations in bulk promptly. All metals and specifications in most cases immediately available. All Silicon Iron Laminations are manufactured from Richard Thomas & Baldwins' range of Ferrosil Electrical Sheets. Nickel Iron Alloy Laminations are supplied in the Permalloy range of materials. We undertake the manufacture of special prototypes for customers' new designs in the shortest possible time that size, type and circumstances permit.

Send us a sample or sketch of your requirements, together with the specification, which will receive immediate attention.

WE ARE SPECIALISTS IN BONDED LAMINATION PACKS.



ELECTRONIC LAMINATIONS


Telephone No: Slough 25171/2

LIMITED

Telegrams: Lamination, Slough

OXFORD AVENUE, SLOUGH, BUCKINGHAMSHIRE

E.H.T. INSULATION TEST SET TYPE XU 110



*Continuously variable
from 150 v. to 15 kv.*

non-lethal

Leakage loss under E.H.T. conditions in cables, conductors, etc., may be measured on the integral meter, which indicates voltage, by the turn of a switch. The instrument is of laboratory standard, yet is portable enough for use in the field.

Full details and specification from the Manufacturers:

TELEMECHANICS LTD.

INSTRUMENT DIVISION 3, NEWMAN YD., NEWMAN ST., LONDON, W.1

Tel: LAngham 7965



Still Available—

R. C. A. TRANSMITTERS

ET. 4336 and ET. 4332.

Complete with Speech Amplifiers MI 11220, Wilcox Gay V.F.O. and Crystal Multiplier and all tubes.

Normal frequency coverage of the ET.4336 is 2-20 Mc/s. A special modified version covering 900 Kc/s—2,000 Kc/s is available.

Hallicrafter BC.610 complete with Speech Amplifier, BC.614E, Aerial Tuning Unit BC.939A, all Tuning Units, Tubes and Coils. Large stocks of spares available for RCA, BC.610 Transmitters.

Receivers available. RCA AR88 LF and AR88 D, Hallicrafter SX.28, National H.R.O.

McELROY-ADAMS MFG. GROUP LTD.

Sole concessionaires U.K.
for Hallicrafter Communication Equipment

46, GREYHOUND ROAD, LONDON, W.6

Cables: Hallicraft, London.

Phone: Fulham 1139/9

WE PAY TOP PRICES

FOR

AMERICAN SURPLUS
ELECTRONIC EQUIPMENT

LOOK AT THESE EXAMPLES

For equipment in good condition

Receiver R54/APR4, complete.....	£200
Transmitter ET4336.....	£110
Test Set TS13.....	£100
Frequency Meter TS175/U.....	£80
Frequency Meter BC221.....	£28
Receiver BC348R.....	£25

We pay similar remarkable prices for

- Receivers. R111/APR5, R5/ARN7, AR88D, BC348, ARN5, CR91.
- Transceivers. ARC1, TCS, BC800, RT1/APN2.
- Transmitters. T11/APN3, ART13.
- Indicators. ID17/APN3.
- Test Sets. Any unit with prefix "TS" also IE19 1-208, BC713A/BC714.
- Power Units. RA34, RA42, RA62, MG149, DM28.
- Tuning Units. TN17, TN18, TN19, TN54, TU57, TU58, TU59.
- Control Gear. BC1145, C45-ARC1, MR-1B,

And almost every American made unit even if not mentioned above.

Phone us immediately, transfer charge.

TO HAMS WHO PURCHASED BC348, BC342, BC312, etc. Post to us all the bits and pieces which you removed, i.e., plugs, sockets, dynamotors, etc. We will pay you several pounds for this junk. You need not write; just send it.

TO OVERSEAS BUYERS

We have the largest stock in Europe of American Government surplus electronic equipment and we would be pleased to quote by return of post against your enquiries. The following are a few examples only of the equipment which we can supply from stock.

ET4336	Transmitter
SCR720C	Search Radar, complete, also separate units and spare parts.
BC348	Receiver
ART13	Transmitter

Deal with the firm that has been established for twenty-five years.

We have a vacancy for a technician who is conversant with American surplus equipment. Write or 'phone if such a job would interest you.

ALTHAM RADIO CO.

JERSEY HOUSE, JERSEY STREET
MANCHESTER 4

Telephone: Central 7834/5/6



Estd.

1925

EASY

TERMS

LEAK QUALITY EQUIPMENT
for the Connoisseur

The amazing New
"TL/10" AMPLIFIER and
"POINT ONE" PRE-AMPLIFIER



This 10-watt amplifier maintains, in every respect, the world-renowned LEAK reputation for precision engineering, fine appearance, and fastidious wiring. The Pre-amplifier will operate from any well-known pick-up, whether crystal, moving iron or moving coil. Provision is made for Tape Recorder and Play back and, as an exclusive feature, readily accessible jacks are provided on the front panel for instantaneous use.

SENT FOR
60/-
DEPOSIT

See maker's advt. p. 111 for full technical specification.


The total Cash Price for these Two Units is £28.7.0. Our **NEW EASY TERMS** are £3 Deposit with order and 14 monthly instalments of 40/- (carriage and crate free).

If you require **FINEST QUALITY REPRODUCTION** together with **WORKMANSHIP** of the **HIGHEST ORDER** your choice must be



The very latest
LEAK DYNAMIC PICK-UP
with detachable heads is now available from stock.

The L.R. SUPPLY COMPANY LTD.
BALCOMBE Telephone: Balcombe 254 **SUSSEX**



**You can count on these . . .
 . . . for a reliable performance**

STAND-OFF INSULATORS. Working voltage 1,500/5,000. Very high insulating resistance. Ceramic non-tracking. Silicone treated to repel moisture (ideal for tropics). Tag or spill end. We have a full range to cover most needs.

S.L.8 SPIN WHEEL DRIVE. A precision slide rule drive complete with 3 band glass scale. The spin wheel drive gives perfect control through ratio 24:1. Fitted with constant velocity coupling, eliminating strain on condenser and providing mechanical and electrical isolation from vibration and noise.

M.G. GANG CONDENSER. Available as 1, 2 or 3 gang, 490 p.F. nominal capacity matched and standardised to close limits. Cadmium plated steel frame. Aluminium Vanes. Low loss non-hygroscopic insulation. Length excluding spindle: 1 gang—1 7/8 in. to 3 gang—3 1/8 in.
 Price 1 gang, 9/3.
 2 gang, 14/-, 3 gang, 18/3.

Write for full details of the complete range of precision-built components for Radio and Television industry.

JACKSON BROS. (London) LTD., KINGSWAY · WADDON · SURREY
 Telephone: CROydon 2754-5. Telegrams: WALFILCO, SOUPHONE, LONDON.

NOW AVAILABLE!
 COMPLETELY UNIQUE &
UNIVERSAL MINIATURE RECORDER
A.C.E. CONSORT

Operates from Internal Batteries and External AC/DC Mains Feeder. (Feeder ready shortly.)

- ALL MAINS FEATURES INCLUDE:
 2 TRACKS ● 3 SPEEDS ● POWER REWIND ● AUTOMATIC ERASE
 ● MONITORING CIRCUIT
 ● BUILT-IN 5" SPEAKER.

FULL TRADE AND EXPORT TERMS



SIZE ONLY
 12" x 7" x 6 1/2"

£52

WITH BATTERIES & MICROPHONE

OPERATES IN ANY POSITION

Send for leaflet giving advance information

ASSOCIATED CINE EQUIPMENTS LTD
 353 BEXLEY ROAD, ERITH, KENT. Phone: ERITH 2543

NOW READY



A new edition

of a famous "know how" motor cycle book

This popular book by Torrens of "The Motor Cycle" describes the best methods for every kind of repair job from minor adjustments to dismantling and reassembling the engine. It explains the correct use of tools and the methods of working which save time and trouble. No motor cyclist's kit is complete without a copy.

7 1/2" x 5". 165 pp. Illustrated. 5s. net. By post 5s. 4d.

THE MOTOR CYCLIST'S WORKSHOP 6th Ed.

Published for "The Motor Cycle." Obtainable from booksellers or from Liffé & Sons Limited, Dorset House, Stamford Street, London, S.E.1

WODEN TRANSFORMERS



Cast Resin Transformers.



Hermetically sealed "C" Core Units.



Potted Compound Filled Transformers.



Open-type Transformers.



Shrouded Transformers.

Designed to utilise the present range of "C" type cores. The cast resin component gives complete mechanical and climatic protection for core and windings. Good heat dissipation; robust terminals and fixing bushes.

A complete WODEN range of hermetically sealed transformers and chokes comprises 32 sizes covering transformers from 1 Va to 2 kVA and the usual range of chokes. Made to conform to the relevant Inter-Service specifications RCS.214 and RCL.215.

A wide range of capacities for transformers and chokes. Vacuum impregnation and special compound filling ensure complete reliability. Suitable for exacting industrial and climatic conditions. Neat and clean in equipment.

Woden Shrouded and Open-Type Transformers combine first class engineering with a popular highly competitive product. Finest quality materials used throughout; vacuum impregnated and rigidly tested.

In addition to the types shown, we manufacture a great variety of Transformers for all electronic applications. Also Power Transformers up to 750 kVA.

Catalogues available on request.



WODEN TRANSFORMER CO. LTD
 MOXLEY ROAD · BILSTON · STAFFS.
 Tel: BILSTON 41959

SM, W215



Type O-120

Portable, High-Sensitivity Audio 'Scope. 4mV/cm. r.m.s.;—3 c/s to 25 Kc/s.

Two NEW
Furzehill
'Scopes!

MAY WE SEND YOU PARTICULARS?



Type O-100

Sensitive General Purpose 'Scope. Direct-coupled 'X and 'Y' Amplifiers Triggered Time-Base, Time and Voltage Calibration;—Zero to 4 Mc/s.

Furzehill Laboratories Ltd.

SHENLEY ROAD · BOREHAM WOOD · HERTS.

Cables: FURZLAB, LONDON.

Tel.: ELStree 3940

BK

CORDIALLY INVITE ALL HIGH-FIDELITY ENTHUSIASTS TO
visit our Regent Street showroom

★ We can offer direct, comparative demonstrations—under identical conditions—of the accepted best in high quality audio amplifiers and loud-speakers.



Demonstrations of high fidelity equipments:

Daily 10.30 a.m.—5.30 p.m.

Saturday 10.30 a.m.—12.30 p.m.

★ H.P. TERMS
 AVAILABLE

B. K. PARTNERS LTD.

229, Regent Street, London, W.1. (Entrance Hanover Street) Phone: REG 7362

GIVE YOUR WINDINGS A GOOD LIFE

IMPREGNATE WITH A BLICKVAC
 HIGH VACUUM IMPREGNATOR



Full range of models available to meet the needs of

- ★ The large-scale Producer.
- ★ The Research Laboratory.
- ★ The small Rewind Shop.

BLICKVAC UNITS MEET THE
 MOST STRINGENT SPECIFICATIONS.

Outstanding features:

- ★ Ease in Control.
- ★ Simple attachment of auxiliary autoclaves.
- ★ Best quality fittings.
- ★ Fully demountable to facilitate cleaning.

UNEQUALLED FLEXIBILITY AND PERFORMANCE.
 Units available for:

VARNISH
 WAX

BITUMEN
 POTTING RESINS

If your problem is *Coil Impregnation*

CONSULT BLICKVAC

Write today to

HAMILTON ROAD WORKS, HAMILTON ROAD, S.E.27

Associated with Blick Time Recorders Ltd., Blick Engineering Ltd.



DC-DC CONVERTERS

for changing low voltage DC to a higher voltage DC—providing anode supply to amplifiers, radio transmitters, etc. Prices from £7.6.0.

DC-AC CONVERTERS

*accepted
 as the
 standard*

for use with
 ELECTRIC GRAMOPHONES · RADIOS
 RADIOGRAMS · AUTOCHANGE
 RADIOGRAMS · TELEVISION
 TAPE RECORDERS · TV from
 Country House Lighting Plants (price
 according to instrument).

... by leading manufacturers, the trade and the aircraft industry.

Prices: From £8.16.0—for small motors—or from £11.16.6—for radiograms (including 3-speed types).

Inputs: 6, 12, 24, 32, 50, 110 or 200/250v. D.C.

Outputs: 110v. or 230v. 50 or 60 c/s. 30w. to 300w.

Units complete & ready for use.

Write for descriptive folder W.W.

Valradio

Specialists in Converters since 1937

NEW CHAPEL RD., HIGH ST., FELTHAM, MIDDX. Tel: FELTHAM 4242
 Service Dept: 57 Fortess Road, London, N.W.5. GULLIVER 5165 & 7202

Overseas enquiries to nearest E.M.I. Organisation Depot.

The Season's Greetings

from

H. A. HARTLEY Co., Ltd.

To all our friends at home and abroad we send best wishes for your happiness at Christmas and prosperity throughout the coming year.



152, HAMMERSMITH ROAD · LONDON · W.6

MULTITONE

SPECIALIZE

in equipment for the DEAF and for PHYSIOTHERAPY

THE ADAPHONE RADIO AND TELEVISION ATTACHMENT

enables the deaf to hear the programmes without disturbance to others.




A WIDE RANGE OF HEARING AIDS

including the latest 4-stage ALL-TRAN-SISTOR instrument with Automatic Volume Compression.




EARPHONES, PILLOWPHONES, MICROPHONES AND CONTROL BOXES

for Hospital Radio, Churches and other group installations.



GROUP HEARING AIDS

for Schools for the deaf.



ELECTRO-MEDICAL APPARATUS

The Multitone Portable Short-Wave Unit as shown here and a wide range of therapeutic and diagnostic instruments.



Inquiries should be addressed to

MULTITONE ELECTRIC CO. LTD.

223-227 St. John Street, London, E.C.1.

PIONEERS IN SOUND AMPLIFICATION

It is Sound

When you listen to a Simon Portable you're hearing sound Recording at its lively best. Ask your dealer for a demonstration. Try its simple controls. Hear its faultless reproduction of speech and music—remember that for P.A. or record reproduction you can use the high quality amplifier independently of the recorder.

- SIZE : 18in. × 15in. × 10in.
- LOUDSPEAKER : 6in. built-in Monitor.
- POWER SUPPLY : 200/250 v. 50 cycles A.C.
- INPUT CHANNELS : High impedance for microphone; low or high impedance for radio.
- POWER CONSUMPTION : 100 watts approx
- RESPONSE : 50-12,000 c.p.s. ± 3db.



PORTABLE TAPE RECORDER MODEL SP/1

Ask for illustrated literature, and Information Sheet -TI/6.

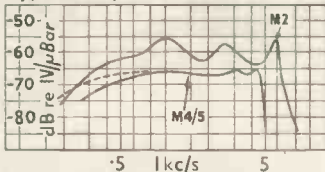
SIMON SOUND SERVICE LTD. (Dept. W.),
48-50 GEORGE ST., LONDON, W.1. Phone: WELbeck 2371 (5 lines)

- ★ Monomaster Finger-tip control
- ★ 2-stage castan
- ★ Three motor drive
- ★ Fast rewind and wind-on
- ★ 10 watts push-pull output
- ★ Simple loading

... but
not
for
small
talk!

Designed originally for use in Hearing Aids, Amplivox miniature e.m. microphones are now doing a full size job in industry and commerce. Possessing a frequency characteristic virtually level from 0.4 to above 4.5 Kc/s, speech quality is excellent. These robust and inexpensive microphone inserts have found wide acceptance for speech recording, mobile VHF, and aircraft communication systems.

Typical responses :-



SPECIFICATIONS
MODEL M.2: 0.4 to 6.5 Kc/s : dia. 0.84" × 0.520" deep. Weight 1/4-oz. Sensitivity -55 dB re : 1V dyne/cm². (Std. Z = 5,000 ohms)
MODEL M.4/5: Illustrated: 0.4 to 5 Kc/s: weight 1/4-oz. M5 similar to M4 with polythene membrane for close-speaking applications. (Std. Z = 600 ohms)
 Enquiries invited. Prices on application



2, Bentinck Street,
London, W.1. WELbeck 2591



The Manning-Carr Miniature Polarised Relay



Actual Size

DATA—A Sensitivity of 25 milliwatts and capable of handling mains voltage on the contacts with alternating currents up to 0.25 amps. Being polarised it has the advantage that the Armature contact can be biased to lock in either direction by suitable adjustment of the contact screws which provides a useful facility where pulse operation is required. Speed of operation is also high and the Relay will follow A.C. frequency of 50 c.p.s. Resistance up to 8,000 ohms which is acceptable for Anode circuits. Alternatives to specification if required. Sole Concessionaires.

POST OFFICE TYPES 3,000 AND 600 RELAYS

to specification. Tropicalising, impregnating and Services jungle finish if required. Delivery 3-4 weeks.

Manufacturers to H.M. Govt. Depts. and leading contractors

L. E. SIMMONDS LTD.
5, BYRON ROAD, HARROW, MIDD.

Telephone : Harrow 2524-0315.

INDUSTRIAL ELECTRONICS**OSCILLOSCOPES**

Model 1200B

- DIRECT COUPLED AMPLIFIERS ON BOTH AXES PROVIDING SYMMETRICAL DEFLECTION.
- HIGH SIGNAL SENSITIVITY.
- WIDE FREQUENCY RANGE WITH LEVEL RESPONSE.
- PHASE SHIFT CHARACTERISTICS NEGLIGIBLE DOWN TO ZERO FREQUENCY.
- SWEEP EXPANSION TO 5 SCREEN DIAMETERS.

For full information on :

Model 1200B
Display 2 $\frac{3}{4}$ in.
diameter.

Model 2300
Miniature
Oscilloscope

Model 2000
Display 5 in.
diameter.

Write to :

INDUSTRIAL ELECTRONICS MAGNET WORKS,
DERBY ROAD, EAST SHEEN, LONDON, S.W.14. Phone : PRO 8211

FIDELITY WITH ECONOMY

Is that possible? YES! The answer is to be found in the now complete range of "BAKERS Quality Speakers" comprising some 14 models covering the requirements of both the "Quality" enthusiast and the more general purpose Public Address. Further information on the above, including constructional details of suitable enclosures, will be gladly forwarded on request.

**THE 12" 15W. DE LUXE
MK. I & MK. II**

ALL EXPORT enquiries to:—

JOHN LIONNET & COMPANY,
62-63, Queen Street, London, E.C.4.

PROMPT QUOTATIONS WILL BE SUBMITTED ON REQUEST.



BAKERS
'selhurst'
RADIO

Please write for full details to:

24 DINGWALL ROAD, CROYDON, SURREY.

Croydon 2271/2

Sole Distributors for Eire: BRAN CURRAN, 283, Harold Cross Road, TERENCE, DUBLIN

MODERN ELECTRICS LTD.

164 Charing Cross Road, London, W.C.2.

Tel.: TEMple Bar 7587.

Cables: Modcharex, London

Export enquiries welcomed.

Immediate delivery from stock.

Prompt attention to post orders.

TAPE RECORDERS

GRUNDIG 819.....	£99 15 0
GRUNDIG TK9.....	£68 5 0
BAIRD Mk. II.....	£61 19 0
BAIRD Soundmaster.....	£68 5 0
FERROGRAPH 2AN.....	£79 16 0
VORTEXION 2A.....	£84 0 0
EDITOR.....	£47 5 0
PLAYTIME.....	£31 4 6
WEARITE TAPE DECK.....	£35 0 0

RECORDING TAPES

GRUNDIG L.G.S. 1,200ft.....	£2 0 0
850ft.....	£1 14 0

FERROVOICE

1,200ft.....	£1 2 6
Spare Spools.....	4 6
E.M.I. type 88, 1,200ft.....	£1 15 0
E.M.I. type 88, 600ft.....	£1 1 0

GEVAERT

1,200ft.....	£1 15 0
--------------	---------

SCOTCH BOY

1,200ft.....	£1 15 0
600ft.....	£1 1 0
Spare Spools, 1,200ft.....	4 6
Spare Spools 600ft.....	3 3

FERROGRAPH

1,200ft.....	£2 5 0
1,750ft.....	£3 3 0
8in. Spools.....	9 6

AGFA

1,200ft.....	£1 17 6
600ft.....	£1 2 6
Lead on tape 150ft.....	8 0

RECORD REPRODUCING EQUIPMENT

COLLARO TRANSCRIPTION	
Model 2000.....	£13 9 6
Model 2010.....	£18 6 6

GARRARD UNITS

RC80M. AC.....	£19 6 7
RC80M. AC/DC.....	£28 0 6
Type TA/AC.....	£10 16 0
Type TA/B with Decca Heads.....	£14 0 11

CONNOISSEUR

3-spd.....	£23 8 11
------------	----------

SPEAKERS

W.B. STENTORIAN

HF. 610.....	£2 10 6
HF. 810.....	£3 0 6
HF. 912.....	£3 7 0
HF. 1012.....	£3 13 6
HF.1012 tapped coil, 3, 7.5 or 15 ohms.....	£3 17 6

GOODMANS

Axiom 150 Mk. II.....	£10 5 6
Axiom 102.....	£9 18 2
Axiom 101.....	£6 12 1

WHARFEDALE

W15 CS.....	£17 10 0
Super 12 CS/AL.....	£17 10 0
W12 CS.....	£9 15 0
Golden 10 CSB.....	£8 6 7
Super 5 and 8 CS/AL.....	£6 13 3
Bronze 10in.....	£4 12 9
Bronze 8in.....	£3 4 0
W.B. Crossover Unit.....	£1 10 0
W.B. Tweeter Unit.....	£4 4 0

TEST EQUIPMENT

AYO

Model 8.....	£23 10 0
Model 7 (latest).....	£19 10 0
Unimior Mk. II.....	£10 10 0
Electronic Meter.....	£40 0 0
Wide Band Sig./Gen.....	£30 0 0
Valve Characteristic Meter.....	£60 0 0
D.C. Minor.....	£5 5 0
10kV Multiplier for Model 8.....	£3 5 0
Carrying Cases for Models 7, 8 and 40.....	£3 0 0

ADVANCE

H.1 (Sig/Gen).....	£25 0 0
E.2 (Sig/Gen).....	£28 0 0
J.1 New Model.....	£35 12 0
P.1.....	£19 19 0

COSSOR

Oscilloscope 1035.....	£120 0 0
Oscilloscope 1052.....	£104 0 0
Volt: Calibrator 1433.....	£18 5 0

TAYLOR

All new Taylor Test Gear in stock.

PICK-UPS

ACOS Hi G 20.....	£3 8 4
--------------------------	--------

DECCA

X.M.S. Magnetic.....	£6 9 5
----------------------	--------

CONNOISSEUR

Super L/weight.....	£9 5 6
Spare Heads.....	£3 6 3

COLLARO STUDIO

Type O or P.....	£3 14 8
------------------	---------

MICROPHONES

ACOS

Mic 22 (Crystal).....	£4 4 0
Mic inserts for above.....	£1 0 0
Mic 16 (Crystal).....	£12 12 0
Mic 35-1 (Crystal).....	£1 5 0

LUSTRAPHONE

M/C with T/F C51.....	£5 15 6
Table base for above.....	£1 1 0

RESLO M/C (Low Imp.)

URA Ribbon.....	£7 5 0
RVA Ribbon.....	£9 0 0

TRIX Ribbon

.....	£11 0 0
-------	---------

MICROPHONE STANDS

Floor, 3 extensions.....	£3 12 6
Table Stand.....	£1 1 0

LEAK AMPLIFIERS

TL.10 complete.....	£28 7 0
Point 1, TL.12.....	£28 7 0
Point 2, TL.25.....	£34 7 0
Vari-slope pre-amp.....	£12 12 0
Type VS RF Tuner Unit.....	£35 1 3

SOLON. New Instrument Iron 200-250 v.

25 w.....	19 8
-----------	------

ALL GARRARD, CONNOISSEUR, DECCA and COLLARO HEADS, SAPPHIRE and DIAMOND STYLI for the above HEADS NOW AVAILABLE.

Fundamentals of Electronic Motion

WILLIS W. HARMAN

Associate Professor of Electrical Engineering
Stamford University

The keystone of this book is analysis; it is written for the user rather than the designer of electron tubes. No initial knowledge of mathematical physics beyond calculus is assumed. Mathematical techniques are explained as they are needed.

Chapter Headings: Fields and Electrons; Motion in a Static Electric Field; Electron Properties and Sources; Motion in a Magnetic Field; Negative and Positive Space Charge; Velocity Modulation; Travelling-Wave Amplification; Travelling-Wave Magnetron Amplifiers and Oscillators; Relativistic Electrodynamics.

9 x 6 inches. 319 pages 46s 6d

Available from your bookseller

McGraw-Hill London

TV TRANSFORMER TROUBLES?

With Direct TV Replacements you need never be at a loss for a TV Transformer. Order direct from us. We despatch by return. When out of stock we rewind faulty components. (Time Base Transformer 48 hours—Mains Types 10 days.)

To facilitate speedy handling of your order, terms of business are C.W.O., C.O.D. or Pro Forma. Please add postage and packing (1/6d. up to 10/-, 2/- up to £1, 2/6d. up to £2).

★ Introducing . . . The UNISCAN I

The first of a series of universal line output transformers. A complete set of these transformers will cover 80% of British TV set-manufactured to date.

- 1 Universal fixing. No drilling of chassis.
- 2 Height of can allows clearance in all models.
- 3 Uniscan I has been tested in all models mentioned below for full scan, good linearity and method of fixing.



MODELS COVERED BY UNISCAN include **39/-** Retail

Alba T411, T421, Ambassador TV1, Beethoven TV50, TV50M. Peto Scott TV92, TV122. Masteradio T409, T412. Ekco TS46, TSC90. Vidor CN370, CN377. Ferguson 841T, 841T/12, 842T, 843T. Regentone TR20L, TR20B. Philco 1707, 1708.


DIRECT TV REPLACEMENTS RESEARCH & DESIGNS

Our Engineers are constantly carrying out research on universal designs of TV Transformers, improvements, and new production methods. This Department is at the service of Manufacturers, Rental and Maintenance concerns, etc.



134.136 LEWISHAM WAY NEW CROSS S.E.14
Tel: Deway 3696-233.

PATTERN GENERATOR TYPE 4




Price £8.0.0 (Postage and packing 3/6 extra.)

● 40-70 Mc/s. ● A.C. mains operation. ● Direct calibration. **CHECKS:** Frame and line time base frequency and linearity. ● Vision channel alignment. ● Sound channel and sound rejection circuits. ● Vision channel bandwidth, etc.

EASY PAYMENT TERMS AVAILABLE ON ALL OUR INSTRUMENTS

SIGNAL GENERATOR TYPE 10



Price £7.10.0 (Postage and packing 3/6 extra.)

● 100 Kc/s to 100 Mc/s. ● Modulated or unmodulated carrier. ● Direct calibration. ● Adjustable 400 c.p.s. AF signal. ● Stable RF oscillator. ● Large, easily read scale. ● A.C. mains operation.

Obtainable only direct from the manufacturers. Send for full technical details or call at address below.

HOMELAB INSTRUMENTS LTD.,

615-617, HIGH ROAD,
LEYTON, LONDON, E.10.

Telephone: LEY 5651.

for

SELENIUM RECTIFIERS

consult



WHETHER the need is for a single unit or a supply running into thousands . . . if it's a Selenium Rectifier that must fulfil critical requirements and maintain its characteristics over long periods . . . the answer is to be found with Electrix.

● Electrix Rectifiers are characterized by their cool running and consistent long-life conformity to stated specification.

● Manufacturers, Traders and Electronic Engineers, send us your specific requirements.

● Your needs may possibly be met from "standard" types, or

● "To specification" models can be quickly prepared.

● Quotations by return . . . and deliveries a matter of days only.

● We welcome export enquiries.

Here are some typical "standard" full-wave types each

Output 12/15 Volts D.C. 1 Ampere.	List Price	9/-
Output 12/15 Volts D.C. 2.5 Ampere.	"	13/6
Output 12/15 Volts D.C. 4 Ampere.	"	22/6
Output 12/15 Volts D.C. 6 Ampere.	"	35/-

Trade Supplied

● Heavy duty rectifiers with say 230/250 volts A.C. input and 220 volts D.C. output a speciality.

● We use only freshly manufactured selenium plates and components, no ex-W.D. materials whatsoever

HOUSEHOLD ELECTRIX LTD

47-49 HIGH ST., KINGSTON-ON-THAMES

Telephone: KINGston 4585

SOMERFORD TRANSFORMERS AND CHOKES

A range of 360 standard types available for "off the shelf" delivery in several different mounting styles including both open and hermetically sealed "C" cores.



Fully descriptive Catalogue upon request



GARDNERS RADIO Ltd

SOMERFORD CHRISTCHURCH HANTS Tel: 1024/5

IT'S A Sound JOB



unitelex M.G.4. AMPLIFIER

A low-cost general-purpose amplifier of outstanding performance and distinguished appearance. Output is 5 watts, with matching for 15 ohm and 3 ohm speakers. Input is switched for pickup (90 mV) or microphone (30 mV). In gramophone condition, distortion is 0.8% for 3 watts output at 1 kc, and frequency range is 40 30,000 cycles \pm 3 dbs, 20 db of negative feedback being employed. B.V.A. valves used throughout.

Price, in chassis form (Type No. MG4), 8½ guineas; with cover and baseplate (Type No. MG4A), 9½ guineas;

Available from leading stockists, including the following in the London area: Messrs. Arthurs (Arthur Gray Ltd.); Berry's (Shortwave) Ltd.; City Sale and Exchange Ltd.; Clyne Radio Ltd.; Garland Bros. Ltd.; Mail Order Supply Co.; Nausound Products; Tele-Radio (1943) Ltd.; Webb's Radio.

unitelex (london) ltd. Pagnell St., London S.E.14. TIDeway 5842

HANNEY of BATH offers:

OSRAM 912 Erie resistor-pot, kit with ceramic tube resistors, very highly recommended, 29/8; Lab resistor kit, 32/4; T.C.C. condensers, 55/- . PARTRIDGE Components, with loose lead terminations, Mains trans., 44/-; Smoothing Choke, 29/8; Output trans., 78/9. Price includes Partridge carriage/packing charge. Printed panel, 14/8. W.B. chassis, 34/9. Send for complete list.

MULLARD 5 VALVE, 10 WATT AMPLIFIER. T.C.C. Condensers, 45/-; Erie resistor-pot, kit, 37/8; Elstone Mains trans., 36/-; Elstone Output trans., 45/- (both types); Denco chassis, 12/8. Small parts as per our list. Matched pairs of valves are available for both the above designs.

WILLIAMSON AMPLIFIER. Woden potted components. Output trans. WOT.25 (L70), 130/-; PTM 14 a. mains trans., 87/8; PCF.12 150 mA. choke, 44/-; PCF.22 30 H. 20 mA. choke, 30/-; PIM 23 (mains trans. for pre-amp.), 47/8. Resistor (RK and Condenser kits (CK) available, RK, main amplifier, 29/6; RK figs. 13 and 27, 12/6; RK fig. 15, 28/9; RK fig. 19, 38/-; RK fig. 29, 29/3; CK fig. 13, 15/-; CK fig. 15, 47/-; CK fig. 19, 54/6; CK fig. 27, 19/-; CK fig. 29, 54/6. 12 1% silver micas (fig. 19), 15/-; 7 5%, 7/- . Elstone output trans., 90/-; mains trans., 57/8; 1 OH 150 mA. choke, 20/-; 30 H. 20 mA. choke, 10/- .

HIGH FIDELITY SPEAKERS. W.B. HF810, 60/8; W.B. HF912, 67/-; W.B. HF1012 (3, 7.5 and 15 ohm. coil), 77/6. G.E.C. type FR metal cone, £8/15/- . Goodmans "Orlin III," £9/15/- .

COILPACKS. DENCO, CP 4/L and CP 4/M, 33/4; CP 3/370 pf. and CP 3/500 pf., 42/8. OSMOR "Q" HO, 43/-; LM, 40/-; Batt., 50/-; TRF, 40/-; HF stage for HO pack, 20/-; ETA 4-station pack, 43/8. We stock COILS by Weymouth, Osamor, Wearite, Denco, Teleton and B.E.F.


WIDE ANGLE COMPONENTS. ALLEN. Telexing Chassis, 50/-; Collects (TK and Super-Visor), 44/8; LO.308, 40/-; FO.305, 21/-; DC.300c., 39/8; FC309, 31/-; GL.16 and 18, 7/8 each; SC.312, 21/-; AT.310, 30/-; OP.117, 9/-; BT.314, 15/-; DENCO Chassis Magnaview, 37/8; Chassis, Super-Visor, 51/8; Collsets Magnaview, 41/2; WA/DCA1, 43/-; WA/PCA1, 31/-; WA/LCI and WOI, 7/8 each; WA/FMA1, 21/-; WA/LOT1, 42/-; WA/FBT1, 16/- .

Send 6d. stamps for our General List of components for Viewmaster, Soundmaster, Williamson Amplifier, Telexing, Magnaview (Brimar and English Electric large screen TV), Super-Visor, Mullard Universal, Close tolerance Silver Micra, etc., etc. Please add 1/- postage to orders under £2.

L. F. HANNEY
77 LOWER BRISTOL ROAD, BATH

Tel.: 3811

Compelling reasons for choosing the *Astronic* HIGH FIDELITY AMPLIFIER



AI254C
£26.5.0



AI280 Tone
Corrector Unit
£11.11.0

OUTPUT	HARMONIC DISTORTION		INTERMODULATION DISTORTION*		RESPONSE
	60 c/s	1,000 c/s	400-4,000 c/s	60-7,000 c/s	
1 W	0.22%	0.03%	0.022%	0.056%	±.5db 20 c/s-20 kc/s
12 W	0.43%	0.12%	0.36%	0.42%	±.5db 20 c/s-20 kc/s

SENSITIVITY: MICROPHONE, 20 mv, 1 megohm.
PICK-UP AES, 10 mv, } 100,000 ohms or less
PHONO f.f.r.r. 10 mv, } depending on setting of
attenuator.
RADIO (Tuner) 200 mv, ½ megohm.
TREBLE CONTROL, ± 10 db at 10 kc/s with
1 kc/s zero.
BASS CONTROL, ± 10 db at 100 c.p.s. with
1 kc/s zero.
Both controls independently and continuously
variable.

* In each case lower frequency modulated by higher frequency
12 db down. Noise level 63 db below full output.

Send for full details and specification to :—

N. MIERS & CO. LTD., 115 Gower Street, London, W.C.1
Telephone: EUSton 7515. Cables: MIERSCO.

INSIST ON HIFI

Type H0/500 } 20-20,000
Type H0/50 } cycles
Type H0/500A } 20-40,000
Type H0/50A } cycles

for Precision Oscillators


Hifi
REG'D TRADE MARK

- ★ Type H0/50 giving 0.66 watts output
- ★ Type H0/500 giving 5 watts output
- ★ Scale Calibration Accuracy of 1%.
- ★ Supplied in 2 Standard Frequency Ranges.
- ★ Output Voltmeter Fitted.
- ★ Built-in Attenuator.
- ★ High and Low Impedance Output.

Look for the Registered Trade Mark.

Hifi Ltd. DERRY ST., BRIERLEY HILL, STAFFS. Telephone: Brierley Hill 7603

PARKER'S SHEET METAL FOLDING MACHINE



Heavy Vice Model. Capacity 18 gauge M.S. x 2ft. wide. Loose Attachments for Radio Chassis Making Weight 22 lb. Price 5/0- Attachments 1/6 per ft. Carriage 4/-, with attachments 5/6.
Also Parker's Square Type Drill Vice. Machined table 7in. x 6in. x 1in. jaws of Bright Steel. Admits stock of 4in. Complete with stand. Heavily constructed. Wt. 13lb. Price 3/6. Carriage 2/6.

Machines guaranteed. Send for details.

A. B. PARKER WHEATCROFT WORKS, WELLINGTON STREET, BATLEY, YORKSHIRE. Tel.: Batley 426

PROGRESS . . . The Result of Splendid Effort!

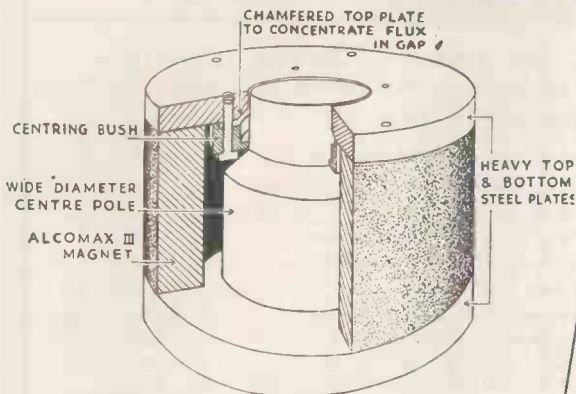
P.V.C. AND POLYTHENE SLEEVINGS INSULATED WIRES AND FLEXIBLES

British enterprise, energy and ingenuity produced the Jet Engine . . . There is no limit to British achievements . . . There is also no end to the insulating Sleevings which we produce for many industrial applications.

A.I.D. Approved

PLASTICABLE LIMITED
HAWLEY LANE, FARNBOROUGH, HANTS
Phone: Farnborough, Hants 85

Letter from AUSTRALIA



THE SUPER 12

The outstanding performance of the Super 12/CS/AL speaker is primarily due to the magnet. High flux density (17,000 lines) gives excellent transient response and sensitivity with wide frequency range. Price of Speaker £17/10/- tax free. Delivery 3/4 weeks for Home Market.



6th July, 1954

"Bredon," Glenfern Road,
Upwey, Victoria,
AUSTRALIA

Gentlemen,

I am writing to tell you how pleased I am with your Super 12/CS/AL loudspeaker which I recently purchased.

In the last few years I have tried several speakers, including a well-known English make, and although the results were good, I was not satisfied. Several months ago I invested in a Williamson amplifier, and although the a wise choice the new speaker was; truly a worthy companion to a good amplifier.

All my friends, hearing the reproducer for the first time, comment particularly on the amazing "presence" of the reproduction. The balance of bass and treble is perfect, as is the transient response. My first trial of the speaker was with the Decca LP of Mahler's "Song of the Earth," and I am sure it realised the full potentialities of the recording.

In conclusion, I must also congratulate Mr. Briggs on his book **SOUND REPRODUCTION**, which I have found most instructive. As a result I designed a 9 cubic feet vented enclosure for your speaker. I think it allows the best advantage to be made of the excellent bass response.

You may publish any part of this letter if you wish.

I remain,

Yours faithfully,
JOHN ROGERS

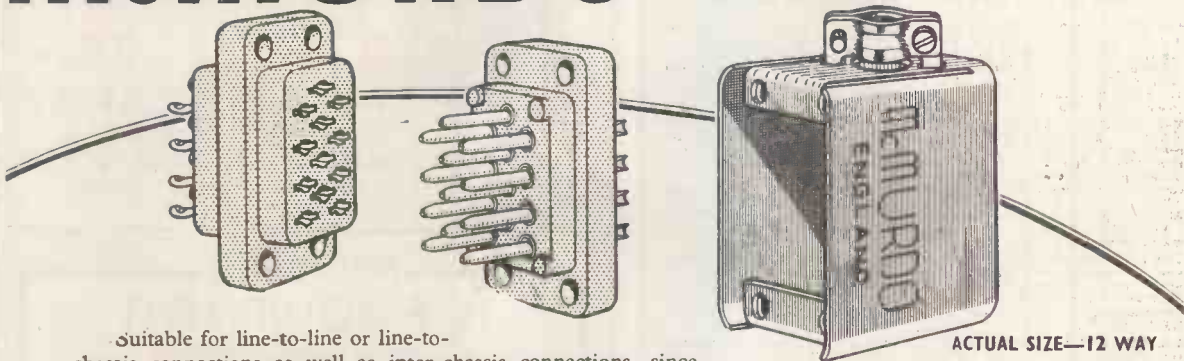
Wharfedale

WIRELESS WORKS, LTD.

Idle, Bradford, Yorkshire. Telephone: Idle 1235/6

McMURDO

STANDARD CONNECTORS



Suitable for line-to-line or line-to-chassis connections as well as inter-chassis connections, since there is adequate contact 'float' to allow for slight mis-alignment of the male and female units.

On McMURDO Standard Connectors, the sockets are fitted with Standard McMURDO No. 9 Octal valveholder contacts. The Connectors have a low contact resistance, together with reasonable insertion and withdrawal forces. Life tests prove that the low contact resistance persists through more than 5,000 insertions. Available in 8, 12, 18 and 25 way and covers with top side or end cable entry.

For full details apply to:—

THE McMURDO INSTRUMENT COMPANY LTD · VICTORIA WORKS · ASHTEAD · SURREY. Tel.: ASHTEAD 3401

CITY SALE & EXCHANGE LTD

The High Fidelity Specialists




Part exchange arranged. Write or 'phone for offer. Cabinets made to order. Easy payments with 20% deposit, and the balance over 18 months. Write for our bi-monthly secondhand list.

We offer the following ex stock:—

- Leak TL/10 amplifier, and Point One preamp. £28 7 0
- Acoustical QUAD II, amplifier and control unit £42 0 0
- Chapman FM.81 V.H.F. Tuner £21 0 0
- Wharfedale Super 12 C/S AL speaker £17 10 0
- Salex Sandfilled corner baffle for above £10 10 0
- Pye PF91 amplifier and preamp. £42 0 0
- Collaro 2,000 transcription motor..... £13 9 6
- Above with P.U. £18 4 9

We demonstrate high fidelity equipment every day. Any combination of six speakers, six pick ups and six amplifiers available at the turn of a switch. This is the only way to be certain. Come and hear your choice.



CHAPMAN FM81 TUNER
For use on the new V.H.F. Frequency Modulation Broadcasts. Will provide amazing degree of realism with complete absence of background noise. £21. Tax paid.

93-94 FLEET STREET, LONDON, E.C.4

Phone: CENTral 9391/2

SUPERIOR RADIO SUPPLIES !!! CONSTRUCTORS !!! OBTAIN "SUPERIOR RESULTS" WITH THESE RECEIVERS

THE SUPERIOR T.R.F. RECEIVER (BUILDING COST £7/5/-). Suitable for A.C. Mains 220/240 volts. Medium and Long Wavebands. Very attractive walnut veneered cabinet finished in two contrasting colours. All brand new components, available individually for the construction of this fine receiver. Valve line-up: 6BQ7, 6X5GT, 6V6GT. Complete construction booklet for the SUPERIOR T.R.F. RECEIVER with theoretical and practical diagrams also price list of recommended parts. Price 1/8 post free.

THE SUPEREX "ATTACHE" ALL DAY PORTABLE (BUILDING COST £7/15/-). A really superb 4 VALVE SUPERHET receiver, giving first-class results on both Long and Medium Wavebands. The cabinet is very compact (Size 11 in. x 8 in. x 4 in.) and of the attaché case type, covered in twin colours of high quality leatherette. Weight of complete receiver less batteries 8 lbs. All components used are of the highest grade: OSKOR HIGH Q COILS and FRAME-AERIAL, Plessey-Amplion Midset I.F.T.s. Provision is also made for 7 in. x 4 in. Elliptical Speaker. Valve line-up: 1R5, 1T4, 1B3, 3V4. Send for SUPEREX "ATTACHE" BOOKLET giving full building details and practical wiring diagrams. Price 1/8 post free.

THE SUPEREX UPRIGHT PORTABLE (BUILDING COST £7/15/-). Chassis assembly and components almost identical to attaché model with the exception of the cabinet. This is of the upright model with large speaker aperture in the front, with dial and controls under lift-up lid in the top of cabinet. Also covered in twin colours of leatherette. Cabinet size: 10 in. x 9 in. x 4 in. Send for SUPEREX "UPRIGHT" BOOKLET, price 1/8 post free.

S.R. 3-4 WATT AMPLIFIER KIT (BUILDING COST £4/15/-). Designed on very attractive lines and incorporating Bass, Treble, Middle, and Volume controls. Suitable for most types of pick-ups. Chassis hammer-finished in mottled grey or bronze and given a professional finish with engraved control knobs. Complete with P.U. and L.B. panels, O/P Transformer, Mains Transformer, etc. Valve line-up: 6BQ7, 6X5GT, 6V6GT. For A.C. Mains 220/240 volts. Send for S.R. AMPLIFIER LEAFLET giving complete home construction details. Price 6/- post free. The above amplifier is available ready built and tested, price £5/5/- post free.

We have a large range of Radio and Television components and special purpose valves at very competitive prices. Send 6/- for our current price list. **TERMS:** Cash with order or C.O.D. Extra charge for C.O.D. please add postage. (U.K. and N. Ireland only.)

OPEN: 9 a.m. to 6 p.m. Monday to Saturday, 1 p.m. Thursday.


PERSONAL CALLERS WELCOME.

SUPERIOR RADIO SUPPLIES

37, Hillside, Stonebridge, London, N.W.10.
Phone: ELdAP 8444.

EFTY Bowl FIRE

A KAYE QUALITY PRODUCT



★
Beautifully finished 10 in. diam. electric fire with highly polished aluminium bowl.

210' 20' 30' 40v. 600/750 Watt. Cast-iron base in cream.

24/-

Spare elements available
TRADE SUPPLIED Plus 9/- purchase tax
ENQUIRIES INVITED Postage & Packing 2/-
Phone orders accepted.

KAYE ELECTRICAL MANUFACTURING CO. (W.W.)

Havelock Works, Havelock Place, Harrow, Middx.

Tel.: HARrow 1432

POLYTHENE H. F. EQUIPMENT

(AMBYTHENE BRAND)

COIL FORMERS
CHOKES
STAND-OFFS
FEED-THROUGHS

Send for particulars and Samples

AM.PLEX APPLIANCES (KENT) LTD.

19 DANMOUTH ROAD HAYES, BROMLEY, KENT

(RAVensbourne 3531)

All export enquiries to

ANTEX LTD., 3, TOWER HILL, LONDON, E.C.3

Engineered in every sense

—that's the GRUNDIG TK 819



Tell a sound engineer that you produce a hi-fi Tape Recorder and watch him smile: with his wide knowledge and experience in this field he knows better than to let a phrase such as this influence his better judgement.

Tell him, however, that the instrument has a frequency range of 40-14,000 cycles (at 7½ in. per second)—that its "wow" content is less than 5% and the Distortion level extremely low, and he is assured of its capabilities. He can see for himself that the Grundig TK 819 has, indeed, been designed and produced for the CONNOISSEUR OF SOUND.

FEATURES INCLUDE: *Simple push-button controls; Magic Eye tuning device for recording and play-back; two tape speeds giving one hour of "hi-fi" music recording or two hours perfect speech recording; built-in clock timing indicator.*

Most Radio and Photographic Dealers stock Grundig. Ask for a demonstration or write for folder.

GRUNDIG (Gt. Britain) LTD., Kidbrooke Park Road, S.E.3.
(Electronics Division, Gas Purification & Chemical Co. Ltd.)



GRUNDIG

TAPE RECORDER TK819

95 gns. (less microphone)

Wide range Grundig Ribbon Microphone 12 gns. or unique Moving Coil Microphone 6 gns.

Attractive Hire Purchase Terms Available.

DESIGNED FOR THE CONNOISSEUR OF SOUND


G181

PHILIPS PRESENT...

**UNIVERSAL PULSE GENERATOR
GM 2314**

FEATURES:

- 1 Pulse frequency 15 c/s — 200 Kc/s in 6 ranges continuously variable. Accuracy within 10%.
- 2 Pulse width adjustable between 0.75 μ sec and 40 m. sec in 7 ranges. Accuracy within 20%. Separate position for 50/50 pulse.
- 3 50/50 pulse voltage output 10x max. with reversible polarity.
- 4 Adjustable pulse width voltage of 40v max in 5 steps and 0-1 v continuously variable. Rise time 0.1 μ sec.
- 5 Narrow pulses of 0.25 μ sec duration at 10v max also available with reversible polarity.
- 6 Sinusoidal voltage 15 c/s — 200 kc/s at 1v.r.m.s. can be obtained.
- 7 Suitable for external and internal synchronisation.



(Made in Holland)

We shall be pleased to arrange a demonstration at your convenience



PHILIPS ELECTRICAL LTD.

INDUSTRIAL DIVISION, CENTURY HOUSE, SHAFTESBURY AVENUE, LONDON, W.C.2

ARC AND RESISTANCE WELDING PLANT AND ELECTRODES · HIGH FREQUENCY GENERATORS · ELECTRONIC MEASURING INSTRUMENTS · MAGNETIC FILTERS · BATTERY CHARGERS & RECTIFIERS · LAMPS & LIGHTING EQUIPMENT · X RAY

"THE OSCILLOSCOPE AND ITS APPLICATIONS"

As a result of the great demand for the original book we have now reprinted the above publication. The new edition has been brought up to date and contains new data on the design of Oscilloscopes for pulse work and television. All the original information is still included, together with one hundred illustrated samples of the use of modern Oscilloscopes and associated equipment.

The "Oscilloscope and its Applications" can be obtained from us post free, at 5s. od. per copy.

(PM10044)

Great Britain's Valve Mail-Order House

One Year's Guarantee

1R5	18/5	12A7	22/1
1B5	18/5	12AU7	22/1
1T4	14/6	12AX7	22/1
3B4	14/6	12SAGT	20/2
3V4	14/6	12SK7GT	
01A	7/4		18/5
1A4	13/3	12SQ7GT	
1B4	13/3	25L6GT	15/1
1F4	10/2	35Z5GT	13/3
1E5G	12/-	50L6GT	18/5
1F5G	11/4	10	12/-
1J6G	12/-	22	18/3
5Y3GT	13/3	80	13/3
6A4	15/1	81	18/11
6AL5	11/4	71A	8/10
6AQ5	11/5	112A	12/-
6AT6	15/1	1A7GT	18/11
6AU6	22/1	1C6GT	14/6
6BA6	18/5	1B5GT	14/6
6X4	13/3	1N5GT	14/6
6J6	31/6	3A4	18/11
6S4GT	20/2	3A5	31/6
6BK7GT	18/5	6X5G	13/3
68Q7GT	15/1	1561(1W4)	
6V6GT	18/5	7E7	18/5
7E7	18/5	EK32	13/3
AZ1	13/3	EL3(N)	22/8
AZ31	13/3	EL33	20/2
AZ50(DW4)		EL37	18/5
		EL38	22/1
CB1L	22/1	EL38	25/2
CL4	20/2	EL41	18/5
CY1	13/3	EM1	18/5
EB41	11/4	EM4	18/5
EB91(6AL5)		EM54	18/5
		GZ34(GZ32)	
EB3C3	15/1		18/6
EFL1	22/1	EY51	25/2
EBF80	18/11	EZ40	13/3
ECC40	22/1	EZ41	13/3
EC93	22/8	PY80	15/9
ECH25	20/2	PY81	18/11
ECH42	20/2	PY82	13/3
ECL60	23/4	PL81	18/5
EF9	19/6	PL82	18/5
EF37A	22/1	UBC41	15/1
EF39	18/5	UBL21	20/2
EF40	22/1	UCB21	20/2
EF41	16/5	UF41	18/5
EF50	22/1	UL41	18/5
EF80	22/1	UY41	13/3
EF91	22/1		

SALE (2,000 101 TYPES) VALVES FROM 2/-

01A	2/-	6F32	7/6
1B4	3/-	4TRP	5/-
1E6	3/-	138PA	5/-
1LN5	7/-	41MTL	3/-
2A6	2/-	71A	2/-
2A7	3/-	22PT	4/-
2B7	2/-	ACHLDD8/-	
6A7	11/-	EF8	17/6
6F7	6/-	KZ23	5/-
9D2	7/-	MSP4	5/-
12A	2/-	MSPenB	5/-
12B5	6/-	P2	3/-
21	2/-	P215	2/-
34	3/-	FM24A	7/6
35L6	8/-	SP13	4/-
48	4/-	TH1	9/-
50Y6	8/-	VP13C	7/-
934	2/-		
11726	7/-		



TAYLOR METERS ON EASY TERMS ask for Catalogue

RADIO STETHOSCOPE



A novel device aptly called a Radio Stethoscope is described in a recent edition of the "Radio Constructor." With it in most districts a receiver can be checked from the grid of the first valve right through to the output. It is a complete fault-finder. The only parts needed to make the simple circuit tracer are a pair of crocodile clips, a germanium crystal, and a paper tubular condenser, and we will supply whole outfit for 6/6, post free, and with each outfit we will give reprint of the article as it appeared in the "Radio Constructor."

DEMORBED Valves "Manual" 2/3

Giving equivalents of British and American Service and Cross Reference of Commercial Types with an Appendix of B.V.A. Equivalents and Comprehensive Price List. We have still some Valves left at very old Budget Rates (33 1/3%) which are actually sold at the old price. (1951 rate).

PIFICO All-in-one Radio-meter A.C./D.C. Tests everything in Radio. Complete with Test prods. 29/6. Post 1/6



TYANA TRIPLE THREE Small Soldering Iron Latest development. Complete with detachable bench stand, 19/6. Post 1/6.

RADIO BULL VALVES 246 HIGH ST. HARLESDEP. N.H.

TUBES 20/- VCR 97 NEW



MAX The easiest and quickest way of cutting holes in sheet metal. The cutter consists of three parts: A die, a punch and an Allen screw. The operation is quite simple. Prices incl. key: 1in. 12/4; 1 1/4in. 12/4; 1 1/2in. 13/4; 1 3/4in. 14/6; 1 7/8in. 15/6; 2in. 16/6; 2 1/4in. 17/6; 2 1/2in. 18/6; 2 3/4in. 19/6; 3in. 20/6; 3 1/4in. 21/6; 3 1/2in. 22/6; 3 3/4in. 23/6; 4in. 24/6. Post 1/6.

"2000" AUTOMATIC BLOWLAMP Burns methylated spirit. Completely Automatic. Absolutely safe. Suitable for all kinds of tinman's and silver soldering, glass bending, etc. 2,000 deg. Fahrenheit flame. Post 9d.

7/6 REDUCED 7/6 FROM 21/-

Pre-heated Electric Soldering Irons. 24 v. 36 Watts. Press button switch fitted. Corrosion-free. Specially designed for fine work. Limited quantity.



SERVICE SHEETS The one you require enclosed if available in a dozen assorted of our best choice, 10/8.

I CAN'T FIND WHAT'S WRONG - GUESS I'VE WASTED MY TIME AND MONEY ON JUNK!



HAVE YOU FELT LIKE THIS?

THEN READ ON THE RODING 5-VALVE SUPERHET

I'M CERTAINLY GLAD I BUILT THIS RODING 5-VALVE SUPERHET. IT'S GREAT!



HERE'S THE ANSWER!

"HOME CONSTRUCTOR'S HANDBOOK"

which for ONLY 2/6d. just about represents the finest-value the radio enthusiast can get to-day. Printed on finest glossy art paper it also contains Set Building and Servicing Hints, Facts and Formulae, Resistance Colour Code, Symbols, etc. AND our current Catalogue. SO DON'T DELAY—SEND TODAY! REMEMBER! Our Superhet Tuning Units are pre-aligned and sealed for maximum efficiency—no test gear being required by the Constructor. All components and pre-punched chassis are available from us and are fully identified. FREE: "ABC" Construction Sheets available (see Handbook).

*Also obtainable from leading booksellers and component stockists.

RODING LABORATORIES (Dept. W.W.D.) BOURNEMOUTH AIRPORT, CHRISTCHURCH, HANTS.

H. WHITAKER G3SJ., 10, YORKSHIRE STREET, BURNLEY

Manufacturers of precision Quartz Crystals, for frequency control, in a wide variety of bases, covering all Aircraft, Shipping and Amateur frequencies. All are made to extremely fine tolerances, and have an activity pass figure as good or better than Government standard for the frequency. In addition we can undertake the calibration of your own crystals and supply certificates at nominal cost. Regrind service: Your redundant crystals can be regrind to new frequencies at an average cost of 7/6 to 10/-, depending on tolerance, or taken in part exchange. Early deliveries can be given on all types. Regrind service 7 days approx.

H. Whitaker G3SJ. Contractors to the War Office, Air Ministry, Post Office and Government Departments the world over.

Television · Radio · Record CABINETS MADE TO ORDER

ANY SIZE OR FINISH

CALL OR SEND DRAWINGS FOR QUOTATION

B. KOSKIE (DEPT. E.) 72-76 Leather Lane, Holborn, E.C.1 Phone: CHAncery 6791/2



We are glad to announce
the immediate availability of "Scotch Boy" Magnetic Recording Tape on a new clear plastic 7" reel—more solid, perfectly balanced, with a large centre hub and simplified V slot threading.

SCOTCH BOY

REGD. TRADE MARK

MAGNETIC RECORDING TAPE

ANOTHER  PRODUCT

MINNESOTA MINING & MANUFACTURING CO. LTD
 Arden Rd, Adderley Park, Birmingham 8 167 Strand, London WC2
 90 Mitchell St. Glasgow C1 16 Mosley St, Manchester 2

Each new reel has its own sturdy handsome hinged box, in our familiar black and plaid, with ample writing space on the underside.

As for the tape, it will "speak for itself." On all types of recorders it will give true, brilliant quality. It is an all-British product of which we are proud.

Daily, professional and home recordists alike are changing to "Scotch Boy."

"You can rely on us"

We specialise **ONLY** in Radio Components

An example of a few of our stock lines:—

RESISTORS

Erie type 8 and 9, 6d. each.
 Morganite Type 'T' 1/2 w., 6d. ea.
 Morganite Type 'R' 1 w., 8d. ea.
 Complete range, 10 ohms to 10 mg.
 High Stability, 1/2 w. 2% (very accurate), 1/6 ea. Range 100 ohms to 2 mg.
 Wirewound 5 to 7 watt, 2/3. 10 watt, 2/9.
 New green vitreous type now available 10 watt max rating. Any value ±5k up to 100k. Minimum quantity 1 dozen of a value 25/-.

CATALOGUE No. 12
 70 page, 250 illustrations.
 Price 1/-.

CONDENSERS

1% silver micas 1/6, above 1,000 pf. 2/6.
 T.C.C. HIGH K CERAMICS
 1,000, 1,500, 2,200 PF. 1/3.
 3,300, 4,700, 1/6. 10,000, 1/9.
 3 x 1,000 pf., 1/9. 3 x 1,000, 2/9.
 HUNTS MIDGET MOLDSEAL
 .0001, .0002, .0003, .0005, .001, .002, 1/3, .003, .005, .01, 1 (200 v.), 1/6.
 T.C.C. VISCONOL
 .001 6KV, 6/-, .001 12KV, 10/-
 .001 15KV, 10/- .01 6KV, 10/-
 .1 7KV, 20/-.

INSTRUMENTS

AVO'S IN STOCK
 D.C. Minor £5/5-
 Universal Minor, £10/10-
 Model 40, £19/10-
 Model 7, £19/10-
 Model 8, £23/10-
 Taylor Montrose, 50/- and other Taylor instruments.
 Instruments can be supplied on H.P. Terms. Please ask for details.

BOOKS

"W.W." Valve Manual, 4th Edit., 3/6.
 Amplifier manual No. 3 (containing details of Mullard amplifier), 3/6
 Radio Gadgets 3/6.
 T.V. Faults, 5/-
 Oscilloscope Book, 5/-
 Audio Amp. Handbook by Crowhurst, 3/6.
 Personal Receivers, 3/6
 Amplifier Circuits, 2/6.
 T.V. Practice, 5/-
 Comprehensive Book of Valve Equivalent and Service Types, 5/-.

MISCELLANEOUS

Charging Transformers 2, 6 and 12 v. 2 amp., 19/6. 2, 6 12 v. 4 amp., and 24 v. 2 amp., 22/6.
 "PANL" Black Crackle Paint (no stoving), 3/- tin.
 Transfers (best quality), No. 1 set amplifiers and receivers 3/6. No. 2 Test Equipment, 3/6.

OSRAM 912
 Parts in stock incl. G.E.C.
 8in. metal cone spkr., £8/15/-

Please add sufficient post/packing, good C.W.O. or C.O.D. Companies, etc. Monthly accounts.

RADIO SERVICING COMPANY

82, SOUTH EALING ROAD, LONDON, W.5.

Telephone: EAL. 5737

Smith's for Technical Books



Books on the theory and practice of electronics, new developments, circuit design, and other specialized subjects can be quickly supplied through your local Smith's shop or bookstall.

Your copies of WIRELESS WORLD can be bound into attractive volumes; and all your stationery and printed matter supplied through our local branch.

W. H. Smith & Son
for SPECIALIZED BOOKS
HEAD OFFICE: STRAND HOUSE, LONDON W.C.2

ASK ARTHURS FIRST

★ NEW VALVES Send your enquiries for all Radio and electronic goods, especially those in short supply.

We have probably the largest variety of valves in the country. Let us know your requirements.

AVO METERS IN STOCK

Avo Model 7	£19 10 0
Avo Model 8	£23 10 0
Signal Generator, Mains and Battery Models	£30 0 0
Electronic Test Meter	£40 0 0
Valve Characteristics Meter	£60 0 0

Also full range TAYLOR METERS. List on request

VALVE MANUALS

Mullard	5 0
Osram	5 0
Brimar No. 5	5 0
Mazda, Part 2	2 0
Mullard Valve Replacement Guide	2 6
Art and Science in Sound Reproduction by F. H. Brittain, D.F.H.	2 6

Postage 6d. each extra.

Leak TL/10 Amplifier and "Point One" Preamplifier complete	£28 7 0
Chapman Tuning Units	£17 6 8
Leak Tuning Unit	£35 6 3
Grundig Tape Recorder	£68 5 0
Grundig Microphone ...	£6 6 0

Recording Tapes: All makes in stock.
Terms C.O.D. or Cash with order. Goods offered subject to being unsold and to price alteration.

Arthur's

EST. 1919
PROPS: ARTHUR GRAY, LTD.

GRAY HOUSE, 150-152 CHARING CROSS ROAD, LONDON, W.C.2
TEMPLE BAR 5833/4 and 4765. Cables: TELEGRAY, LONDON

Z & I AERO SERVICES LTD

offer the following equipment, checked and in good operating condition :

TRANSMITTERS BC-375, range 0.4-10 Mc/s., 75W... £35 0 0
TUNING UNITS, ANTENNA LOADING UNITS, MOUNTINGS, PLUGS, DYNAMOTORS, ETC., for the above..... EXTRA

RECEIVERS BC-453, range 190-550 kc/s., complete with 24 volt Dynamotors £11 10 0

DYNAMOTORS Da-1, DM-32, 33, 53, PE-73. Also limited quantity of Dynamotors DM-28, and DY-9B/ARC-1.

COMPONENT PARTS FOR RADIO COMPASS SCR-269G:

Receivers BC-433G	£15 0 0
Indicators I-81-A and I-82-A	£2 10 0
Control Boxes BC-434, etc.	

STILL AVAILABLE

A LIMITED QUANTITY OF MARCONI SIGNAL GENERATORS, guaranteed in perfect operating condition, and complete with calibration charts:

TF-390G 16-150 Mc/s.	£45 0 0
TF-390G/7 4-100 Mc/s.	£30 0 0
TF-517F/1 150-300 Mc/s. and 1B-58 Mc/s.	£25 0 0
TF-517F/1 130-260 Mc/s. and 1B-58 Mc/s.	£25 0 0

MARCONI SIGNAL GENERATORS:

Type FM-AM, 0.4-60 Mc/s., TF-144E & G, 85 kc/s. to 25 Mc/s. Many other types of Radio, Aircraft and Test Equipment.

Please write for full stock lists

Z & I AERO SERVICES LTD.,
19, Buckingham St., London, W.C.2
Telephone: TRAfalgar 2371/2

BELCLERE

MINIATURE

STANDARD INPUT TRANSFORMER



Small, efficient, low priced, size 1in. x 3/4in. x 3/4in. overall as illustrated
Uses : For coupling inputs of 3-150 ohms to normal type pentode valves
Specification : Ratio 1-50, Primary 3.5 ohms. Secondary inductance 160 H at 1,000 c.p.s. Range 6 1/2 octaves ±2 db. Finish varnish dip, encapsulated block or mu-metal screening can. Quick delivery—low price—maximum efficiency

JON BELL & CROYDEN, 117 HIGH STREET, OXFORD
Telephone : 47072. Cable: Belclere, Oxford

K. & K. ELECTRICAL SUPPLIES

TORCH BULBS "FAIRY BRAND"

2.5 VOLT 0.3 AMP. AND 3.5 VOLT 0.3 AMP.
11 m./m. SPOT CLEAR BULBS. PACKED IN BOXES OF 25.
99.5% GUARANTEED.

15/- PER 100 INCLUSIVE P./TAX

Postage and Packing 1/- per 100.

Orders for £5 and over, Free Postage and Packing.

PLEASE FORWARD CHEQUE WITH ORDER.

39, ROMAN ROAD, LONDON, E.2.

Tel. : ADVance 1936

RADIO EXPORT

TUBES ONLY

HALTRON


1,000 types
of Receiving and
Transmitting Radio
Tubes available ex stock.

HALL ELECTRIC LTD
Haltron House, 49-55 Lisson Grove,
London, N.W.1.

Tel.: Ambassador 1041 (5 lines) Cables: Halleetric, London

Quality Equipment Designers Ltd.

75 GRAND PARADE, HARRINGAY
LONDON, N.4.



CONSTRUCT YOUR OWN AMPLIFIER

This High Fidelity 8-10 watt amplifier has been specifically designed for use with Gram, Microphone and Radio. Valve line up:—6X47 6SN7 phase splitter, 2 6V68 (matched) outputs, 5Z4 rectifier. Negative feedback, comprehensive tone control using separate Bass and Treble control giving 10db boost in treble and bass, and 10db attenuation in treble, 5db attenuation in bass relative to 1 K/c/s. The Output transformer supplied is tapped for either 3 ohm or 15 ohm speakers.

Incorporated is a feeder unit input socket. Equalizing networks are available for the Collaro Studio "O" and "P" heads, etc. Chassis dimensions:—12 x 8 x 2 1/2 in. Circuit diagram etc. available separately at 1/-.

For operation on A.C. Mains 200/250 volts.
All components supplied are guaranteed for one year. Valves 3 months.

Complete kit £10-7-6

PLUS 3/- Pkg., Carr. and Ins.

To those wishing to purchase this High Fidelity Amplifier ready-built and tested, we can supply same at £11/12/6 plus 4/- for Pkg., Carr. and Ins. (Please state whether for use with 3 ohm or 15 ohm speaker).

MAINS NOISE SUPPRESSOR UNIT

A simple and effective method of cutting out all mains noises. The Kit consists of 2 specially designed chokes together with 3 condensers. The unit can be assembled in existing receivers or separately if so desired.

4/11 COMPLETE WITH CIRCUIT DIAGRAM
Plus 1/- post. etc.

BALL BEARING SLIDERS

BRAND NEW AT A THIRD BELOW NORMAL PRICE.
Specially designed to give smooth silent movement with complete rigidity in any position. Cadmium plated steel captive ball carriage with brass spring. These sliders are suitable for extending Radlogram Motor Boards, Tape Decks, Cabinet drawers, etc.
LENGTH 1 3/8 in.—RUNNER EXTENDS 9/16 in.

10/- P. POST FPES

W. B. STENTORIAN HI-FI LOUDSPEAKERS.

HF 610 6in. 3 watt	50/6
HF 810 8in. 5 watt	60/6
HF 912 9in. 7 watt	67/-
HF 1012 10in. 10 watt	73/6

Please state speech coil impedance 3 ohms or 15 ohms. All the above plus 2/6 pack. carriage insurance.

SENTERCEL RECTIFIERS

Type RM1 60mA. 125 v.	4/6 each
Type RM2 100mA. 125 v.	5/- each
Type RM3 120mA. 125 v.	6/6 each
Type RM4 270mA. 250 v.	19/6 each

PENCIL TYPE RECTIFIERS (E.H.T.)

K3/15	4/6 each	K3/50	9/6 each
K3/40	7/3 each	K3/100	14/6 each
K3/45	8/- each		

GRAM UNITS—LEADING MAKES

We carry stocks of all leading makes, a few are listed below:—

Garrard TA 3 speed single player (less heads)	£7 10 3
Garrard TB 3-speed single player, turn-over magnetic head	£10 9 0
Collaro RCS/544 3-speed single player, Studio "O" or "P" head	£10 6 0
Collaro RCS/531 3-speed Autochanger, Studio "O" or "P" head	£15 3 10
Plessey 3-speed Autochanger (plays intermixed records)	£11 17 6
Collaro Transcription Model 2610 with "P" head	£17 13 11

ALUMINIUM CHASSIS WITH REINFORCED CORNERS

6 x 4 x 2 1/2	4/9	8 x 6 x 2 1/2	6/9
10 x 7 x 2 1/2	7/6	12 x 8 x 2 1/2	9/9
14 x 8 x 2 1/2	10/9	16 x 9 x 2 1/2	13/6
12 x 3 x 2 1/2	6/-	14 x 3 x 2 1/2	6/6
12 x 5 x 2 1/2	7/-	16 x 6 x 2 1/2	10/-

Add 1/- to whichever size required to cover cost of packing and postage.

We carry large stocks of Resistors, Condensers and all Radio, T.V. and Electronic Components. Let us quote you for your specific requirements (SEND 2 1/2 STAMP FOR CATALOGUE).

TERMS OF BUSINESS:—Cash with order or C.O.D. All orders for small items totalling over £2 post free unless otherwise stated

To personal shoppers wishing to visit our premises **ALIGHT AT HARRINGAY ARENA. OPEN FROM 9 a.m.-6 p.m. MONDAYS-SATURDAYS (EARLY CLOSING WEDNESDAYS).**

LESS THAN 1% DISTORTION

TAPE RECORDISTS! Are you COMPLETELY satisfied with your recordings? Bad waveform in an oscillator can cause DISTORTION due to intermodulation, NOISY BACKGROUND due to D.C. component in an asymmetrical waveform, and INTERFERENCE with radio due to harmonics beating with incoming signal. The fundamental cannot do this!
The Ordinary Hartley circuit suffers from the disadvantage—that good waveform, large output, and stability do not go together. The new HATFIELD oscillator is GUARANTEED to give at least 4 watts output with less than 1% distortion, and high stability, using only one valve (6V6 or similar).
COIL, complete with circuit, 10/6 post free.

BIAS REJECTOR COILS

Even a small amount of bias frequency getting into the amplifier can cause a lot of trouble, and nearly all tape recorders need a rejector coil to prevent this.
COIL, complete with instructions, 5/6 post paid.

MOTEK TAPE DECKS

The famous K6 deck; twin track, two speed, with push buttons and electronic braking, is a beautifully finished job at only £19/19/-. Post free.

TAPE AMPLIFIERS

The HATFIELD amplifier is complete with oscillator as above, and magic eye, less speaker, at £12/15/-.

COMPLETE RECORDERS

The HERGA recorder incorporates ALL the above items together with a first class crystal mike and one reel of SCOTCH BOY tape in an attractive two-tone portable cabinet, absolutely complete at 39 gns.

Further details and H.P. terms from:

HATFIELD RADIO

78 STROUD GREEN RD., LONDON, N.4

TRANSFORMERS COILS LARGE OR SMALL QUANTITIES CHOKES TRADE ENQUIRIES WELCOMED

SPECIALISTS IN

FINE WIRE WINDINGS

MINIATURE TRANSFORMERS, PICK-UP,
CLOCK AND INSTRUMENT COILS, ETC.
VACUUM IMPREGNATION TO APPROVED STANDARDS

ELECTRO-WINDS LTD.

CONTRACTORS TO G.P.O., M.O.S., L.E.B., ETC.

123-5-7 PARCHMORE ROAD, THORNTON HEATH, SURREY
LIVINGSTONE 2261 EST. 1933

THE WORLD'S GREATEST BOOKSHOP

FOYLES

★ ★ FOR BOOKS ★ ★

All new Books available on day of publication.
Secondhand and rare Books on every subject.
Stock of over three million volumes.

Foyles have depts. for Gramophone Records,
Handicraft Materials, Stationery, Music,
Magazine Subscriptions.

119-125 CHARING CROSS ROAD, LONDON, W.C.2

Gerrard 5660 (16 lines) ★ Open 9-6 (Thurs. 9-7)

Nearest Station: Tottenham Court Road

NEW High Fidelity to suit Everyone Daily Demonstrations of the following

F.M. Units by

Chapman

Lowther

Sound Sales

Jason etc.



Chapman FM81 Tuner

Prices from 10 gns.

Available shortly—AM/FM Tuner

AMPLIFIERS by

Sound Sales from £20.0.0

Rogers 'Baby' £23.0.0

Leak TL 10 £28.7.0

Armstrong A 10 £29.10.0

Q.U.A.D. 11 £42.0.0

Pamphonic 40gns.

Tannoy

Extensive range of AUDIO FURNITURE

S.A.E. for details & Photos

SPEAKERS. Tannoy DUAL, G.E.C. Metal Cone, Wharfedale Corner & R. J., Goodmans Axiom, Lowther Corner, Pamphonic 'VICTOR'

HOLLEY'S RADIO

285, CAMBERWELL ROAD, LONDON, S.E.5

Telephone: RODney 4988. Hours: 9.30-6 including Saturday, 1 p.m. Thursday.

Hire Purchase Terms Arranged. Technical Advice and AFTER SALES SERVICE

A. C. SOLENOID TYPE SA.



Continuous $\frac{3}{4}$ lb. at $\frac{3}{4}$ "
Instantaneous to 6 lbs.

100% PRODUCTION
INSPECTION.

Larger and Smaller Sizes
Available. Also Trans-
formers to 6kVA 3 Phase.

R. A. WEBBER LTD.

18, FOREST ROAD, KINGSWOOD, BRISTOL. Phone: 74065

We specialise in CABINETS

The 'BEAU-BUREAU'
CONSOLE TAPE RECORDER
CABINET

Craftsman-Built Cabinet 33in. long,
33in. high, 16in. maximum depth,
11in. minimum depth. Is most attrac-
tive; it incorporates storage space
for spare spools, microphones etc.
Superbly finished in two-tone walnut
veneer, highly polished, robust
construction.



Many and varied cabinets available. Pay us a visit when
next in Town!



Send for our current monthly bulletin. TRADE ONLY SUPPLIED

V.E.S. WHOLESALE SERVICES LTD.

Dept. (W.W.), 11, Gunnersbury Lane, Acton, W.3. Tel.: ACOrn 5027

★ VISIT OUR NEW PREMISES ★

(Showroom floor space over 500 sq. feet)

22 LISLE STREET, LONDON, W.C.2

(Close to Leicester Square Tube Station)

See our large display of

**NEW AND SECONDHAND
EQUIPMENT ALL IN
FIRST CLASS CONDITION**

We carry stocks of :-

RECEIVERS. Eddystone—G.E.C.—
Hallicrafters — Hammarlund — Marconi
— National — RCA — RME, etc.

TEST EQUIPMENT. Meters,
Signal Generators, Oscilloscopes —
Meggers, etc., by Avo — Cossor — Ever-
shed & Vignoles — Marconi — Taylor,
etc.

AUDIO EQUIPMENT. Quality
Amplifiers — Pick-ups — Tape Recorders
— Speakers, etc., by Acoustical — Leak
— Lowther — Rogers, etc.

U.S.A. LABORATORY EQUIPMENT.
TS3. S band power frequency meter. TS10.
APNI Test set. TS13. AP. X band signal genera-
tor. TS14. S band signal generator. TS34.
Radar Syncope. TS36. X band power meter.
TS62. X band echo box. TS69. 300-100 Mc/s.
frequency meter. TS127. 300-700 Mc/s. frequency
meter. TS226. 300-1,000 Mc/s. power meter.
BC221. Frequency meter (Bendix). BC1277. S
band signal generator. TS45/AP. 3 cm. signal
generator. 1-222A. 8-15 Mc/s. 150-230 Mc/s. signal
generator. IE-19 signal generator. TS89. Pulse
voltage divider. TS47. 40-500 Mc/s. signal genera-
tor. TS174. (V.H.F. version of BC221) 20-250 Mc/s.
TS175. 80-1000 Mc/s. FERRIS. 22A. signal
generator. GENERAL RADIO 804B. 30-300
Mc/s. signal generator.
No technical manuals for sale. Please write for
prices.
American Receivers. APR4 and tuning units.
30-1,000 Mc/s. APR5, 1,000-6,000 Mc/s. Klystrons
723/AB, 707A, 707B, 2K28, 2K33, CV64,
CV129. Magnetrons 725A, 2J32, 2K33, 2K25,
2J36, 2J39, 2J54, 2J22. TR cells 1B24, and many
other items of equipment covering HF, VHF,
UHF and centimetric bands.

NOW AT YOUR SERVICE

Our first class Laboratory
with standard equipment
and a highly skilled staff
for carrying out

**REALIGNMENT
SERVICING AND
RECONDITIONING**

of all types of British and U.S.A.

COMMUNICATION

RECEIVERS.

We give a three months' Guarante-
tee and issue performance data
with all completed orders.

NOTE: We also undertake repairs
to electronic instruments, test meters
and individual sensitive movements.

UNIVERSAL ELECTRONICS

22 LISLE STREET, LEICESTER SQ., LONDON, W.C.2

Shop hours: 9.30 a.m. to 6 p.m. Thursdays, 9.30 a.m. to 1 p.m.

WRITE, CALL or PHONE: GERrard 4447 and 8410 (Day) MEAdway 3145 (Night)

A unique diary
that contains
79 pages of up-
to-date, valuable
reference
material

Leather 5s. 10d. (Inc. P.T.)

Revine 4s. 1d. (Inc. P.T.)

POSTAGE 2d.



**Wireless World
DIARY, 1955**

New features in this very popular diary include data
on receiving aerials for the forthcoming commercial
television transmissions and the proposed v.h.f.
sound broadcasts. It also includes in tabloid form
the kind of technical and general information
frequently required by the radio man but seldom
readily available. The diary fits easily in the pocket
and has a week to an opening with ample room
for notes.

A useful Xmas Gift

Available from booksellers and newsagents.

Iliffe & Sons Ltd., Dorset House, Stamford Street, London, S.E.1

YOU'RE SURE TO GET IT AT STERN'S



BY FAR THE BEST FOR HOME CONSTRUCTORS!

The "TELE-VIEWER"


5 CHANNEL TELEVISOR DESIGN OF A COMPLETE 12" SUPERHET T.V. RECEIVER



PERFECT PICTURE QUALITY
SIMPLE DIAGRAMS MAKE CONSTRUCTION EASY



PERFECT FRINGE AREA RECEPTION
BETTER RECEPTION AT HALF COMMERCIAL COST



This complete TELEVISOR, including all Valves, can be built for only **£28/16/4** (Plus cost of C.R.T.)

Here are some of the features which combine to make this such a fine receiver.

- The Superhet circuit easily tuned to any of the five channels, i.e., LONDON, SUTTON COLDFIELD, HOLME MOSS, WENVOE and KIRK-O-SHOTT'S. (The extreme ease of tuning is accomplished by the provision of pre-aligned I.F.T.s.)
- A lifelike, almost stereoscopic, picture quality made possible by the following factors:
 - Excellent band width of I.F. circuits.
 - A really efficient video amplifier.
 - C.R.T. Grid modulated from low impedance source.
 - High E.H.T. voltage (approx. 10 kV.).
 The picture brilliance is also much above the average and enables comfortable viewing with normal room lighting or daylight.
- FIRM picture "HOLD" circuits (Frame-Line) ensure a steady picture, free from bounce or flicker even under the most adverse conditions met with in "fringe" areas and excellent "interlace" ensures the absence of "liney effect."
- Negative feedback is used in the audio frequency circuits which provide 2/3 watts of High Quality Sound.
- Entire receiver built on two chassis units each measuring 14 1/2 in. x 6 1/2 in. x 3 1/2 in.
- Rigid C.R.T. mounting enables entire receiver to be safely handled with tube in position.

● All pre-set-controls are mounted on side of chassis, enabling all adjustments to be carried out whilst facing the C.R. Tube.

As no hire purchase terms are available the receiver can be bought in five separate stages (practical diagrams and circuits are provided for each stage) thus enabling hire purchase interest rates to be avoided. The complete set of ASSEMBLY INSTRUCTIONS is available, price 5/-. The instructions include really detailed PRACTICAL LAYOUTS, WIRING DATA AND COMPONENT PRICE LIST. ALL COMPONENTS ARE AVAILABLE FOR INDIVIDUAL PURCHASE.


The "WIDE ANGLE" TELE-VIEWER

- A design that retains all the distinctive features of the 12in. Televisor but with increased Time Base efficiency, producing 15 to 16 kv. E.H.T., with ample scanning power for C.R. Tubes up to 17in.

● It can be completely built including supply of all valves for **£33** (plus cost of C.R.T.) and is as simple to construct as the 12in. model.

- This is the most efficient "WIDE ANGLE" large screen design yet offered to constructors, and yet it can be built for almost half the cost of similar designs.
- Complete assembly instructions, diagram, etc., available for 5/-.

NOW AVAILABLE AT STERN'S



A COMPLETE KIT OF PARTS TO BUILD A 3-4 WATT HIGH GAIN AMPLIFIER

for operation on A.C. or D.C. Mains, 200-250 volts.

This amplifier will give 3 watts output for the small input voltage of only 75 millivolts, and is therefore suitable for use with any type of pick-up from the crystal type to the miniature H/F Magnetic type.

A tone control is incorporated and the quality produced is excellent. The overall size of chassis is 9in. x 6in. x 7in. and valve line-up 25Y3-6sE7-25L6.

Price of complete kit, including drilled chassis and valves, 24/2/0, plus 6/1in. P.M. (which fits on chassis), 16/-, or 8in. P.M., 18/9.

Price of fully assembled chassis ready for use, 25/5/- (plus cost of speaker).

Copy of assembly instructions and components price list available for 1/3.



The DENCO M.T.O.I. Modulated Test Oscillator £3/15/-

(Plus 2/- carr. and ins.) Has Frequency range continuously variable from 170-475 Kc/s. and 550-1,500 Kc/s. Battery operated and thereby completely self-contained.

SELENIUM RECTIFIERS

8 or 12 volt 1 amp. rating	7/6
6 or 12 volt 2 1/2 amp. rating	12/6
6 or 12 volt 4 amp. rating	17/6
6 or 12 volt 6 amp. rating	£12/9

WE HAVE IN STOCK . . . THE DENCO F.M. FEEDER UNIT

Consisting of a 5 valve Superhet design incorporating R.F. (6AM6) and F/C (12AB8) Stages followed by Two I.F.s. (6BA6s) and Ratio Discriminator 6AL5, the coverage provided being 98-100 m/3.

THE COMPLETE KIT including VALVES and DRILLED CHASSIS is available for £5/13/6 (plus 4/- carriage and insurance)

It is suitable for use with any type of High Fidelity Amplifier.

The descriptive manual, including circuit and Component Layout etc., is available for 1/6.

THE COMPLETELY ASSEMBLED CHASSIS, ready for use, aligned and tuned £8/17/6 (plus 6/- carriage and insurance).

THE NEW DENCO ULTRA MIDGET SUPERHET COIL PACKS

MODEL CP4/L. A 4-station "Pre-set" unit providing any 3 stations on medium waveband and one station on long wave, price 2/13/4.

MODEL CP4/M. A 4-station "Pre-set" unit which provides any 4 stations on medium waveband. Price 2/13/4. The above are supplied fully wired leaving only "on" connections to be made.

MODEL CP3/370FP and CP3/500FP. Completely wired 3 waveband Coil Packs for use with either 350 PF or 300PF condensers. Coverages 190-350 metres 800-2000 and 16-30 metres. Price 22/2/8.

An attractive Dial and Drive Assembly is available for 25/-. Overall size of each unit 3 1/2 in. x 2 1/2 in. x 1 1/2 in. deep.

BATTERY CHARGER KITS

All kits are for A.C. Mains 200-250 volts. They comprise a Metal Rectifier and Transformer, tapped for 6 or 12 volt charging, and a tapper Resistor, with Selector Switch, to enable the charging rate to be varied. A M/coil meter 8 amp. max., 13/3 extra.

For 6 or 12 volt batteries at max. 1 amp. £1/17/6
For 6 or 12 volt batteries at max. 2 1/2 amp. £2/5/3
For 6 or 12 volt batteries at max. 4 amp. £3/2/8

An easily followed Wiring Diagram is included with each kit.

FILAMENT TRANSFORMER

6.3 v. 1 1/2 a.	5/9
4 v. 1 1/2 a.	5/9

BRAND NEW C.R.T. MASKS

Latest aspect ratio for 12in. "Round" tubes, finished Ivory (plus 1/- postage) **12/6**

SPEAKER BARGAINS

PLESSEY .10in. 3 ohm V/coil	£15/0
GOODMANS, 10in. 3 ohm V/coil	£11/3/6
TRUVOK 12in. 3 ohm V/coil	£27/6
ROLA, 12in. 3 ohm V/coil	£31/9/6
BAKERS, 12in. 15 ohm V/coil	£41/9/6
GOODMANS, 12in. 15 ohm V/coil	£51/9/6

(Carriage and Ins. 1/6 extra).

THE NEW W.B. "STENTORIAN" HI FI SPEAKERS ARE IN STOCK

Model H.F. 8-inch	£27/10/6
Model H.F. 9-inch	£37/0
Model H.F. 8-inch	£31/0/6
Model H.F. 10-inch	£31/8/8

These speakers are of the very latest design and provide quality reproduction for the lower-price range, 3 or 15 ohm models are available.

WE CAN SUPPLY EX-STOCK

- (a) The Editor Tape Recorder complete. £47/5/0
 - (b) The Truvok Tape Deck £23/2/0
 - (c) The Grundig Model TK9 Tape Recorder, complete £88/5/0
 - (d) The Grundig Model 700L Tape Recorder, complete £84/0/0
- Each is available on Hire Purchase and descriptive leaflets are available—send S.A.E.

When submitting orders, please include postage and packing

STERN RADIO LTD.

RECEIVER CHASSIS

Modernise your old Radiogram

RECORD PLAYERS

COMPLETE RADIOGRAM EQUIPMENT—QUALITY AT LOW COST

STERN'S DESIGN FOR HOME CONSTRUCTORS
The "SUPER-SIX"

A compact and highly efficient superhet Radio-Radiogram chassis of outstanding quality.

YOU CAN BUILD IT FOR £10/7/6

Including the OCTAL VALVE LINE-UP.

(£12/7/6 with the miniature valves)

Incorporating the new B.V.A. Miniature Valve Line-up. This receiver is designed to the very latest specification and provision is made to incorporate either the standard Octal Valve Line-up or the new B.V.A. range of miniature valves. Great attention has been paid to the quality of the reproduction of both Radio reception and Record playings, and excellent clarity of speech and music is obtained.

- A few brief details.
- Covers 3 wavebands 18-50 metres, 190-550, and 800-2,000 metres.
- Employs 6 valves having PUSH-PULL for 5-6 watts output.
- Incorporates delayed A.V.C. on all wavebands and pre-selective feedback.
- A 4 position Tone Control operates on both Radio and Gram.
- Has independent mains supply socket for a Record Player.
- Size of Assembled Chassis 12in. x 8in. x 8in. Dial aperture 8 1/2in. x 4 1/2in.
- For operation on A.C. mains 200-250 volts 50 cycles.

THE INSTRUCTION AND ASSEMBLY MANUAL is available for 2/- . It contains very detailed practical drawings and circuit diagrams and a complete Component Price List.

THREE COMPLETELY ASSEMBLED ALL-WAVE SUPERHET CHASSIS

- Model B.3. A 5-valve 3-waveband Receiver.
- Model B.3.P.P. A 6-valve 3-waveband Receiver with PUSH-PULL OUTPUT.
- Model B.3.P.P./R.F. A 7-valve 3-waveband Receiver incorporating an R.F. stage with PUSH-PULL OUTPUT.

These three Receivers are for operation on A.C. mains 100/110 volts and 200/250 volts, and employ the very latest miniature valves. They were designed to the most modern specification great attention having been given to the quality of reproduction which gives excellent clarity of speech and music on both gram. and radio, making them the ideal replacement chassis for that "old Radiogram," etc.

Brief specifications: Model B.3.—Valve line-up, 6BE6, 6BA6, 6AT6, 6BW6, 6X4—waveband coverage short 16-50, medium 187-450, long 900-2,000 metres. Controls: (1) volume with on/off; (2) tuning (flywheel type); (3) wavechange and gram; (4) Tone Control (operative on gram. and radio). Negative feedback is employed over the entire audio stages. Chassis size: 11 x 7 1/2 x 8 1/2in. high. Dial size 8 1/2 x 4 1/2in. Price complete and READY FOR USE, excluding speaker £12/12/- (carr. and ins. 7/6 extra).

H.P. Terms: £3/4/- deposit, 12 months at 17/8.

Model B.3.P.P. This model is the B.3 Receiver but incorporates two 6BW6 VALVES in PUSH-PULL, resulting in really excellent quality reproduction up to approximately 6 watts. Price £15/15/- (plus 7/6 carr. and ins.) or £3/19/- deposit, 12 months at £12/2/- Model B.3.P.P./R.F. This model is similar in appearance and has same waveband coverage as the Model B.3, but in addition it incorporates an R.F. STAGE together with PUSH-PULL OUTPUT, employing a total of 7 valves with two type 6BW6 in Push-Pull. This makes for a really sensitive receiver with genuine quality reproduction. Price £18/18/- (plus 7/6 carr. and ins.) or £4/13/- deposit, 12 months at £16/9.

AN OUTSTANDING OFFER



A BULK PURCHASE ENABLES US TO OFFER THIS "PUSH-PULL" 7 VALVE SUPERHET RECEIVER

For only £12/19/6 (Carr. and Ins. 7/6 extra).

H.P. Terms £3/4/6 Dep. 12 months at 18/4. These receivers Model AW3-7 are made by a well-known set manufacturer and incorporate the latest Ornam Valve Line-up of X78—W77—DH7—H77—U78 and two N78's in Push-Pull for approx. 7 watts output.

They cover 3 wavebands 18-50 metres, 190-550 and 800-2,000 metres, and are for operation on A.C. mains 200-250 volts. A Gram position is on the Wavechange Switch. They make an excellent replacement Radiogram Chassis having a P.U. connection on the chassis. Extension speaker connection is also provided. Overall size of chassis: 12in. long x 7 1/2in. x 8 1/2in. high, dial aperture 8 1/2in. x 4 1/2in. (Dial Escutcheon available for 4/9). THESE RECEIVERS ARE BRAND NEW AND FULLY GUARANTEED.

109 and 115 FLEET ST.,
LONDON, E.C.4. Phone: CENTRAL 5812/3/4



This 3 SPEED AUTOCHANGER is by a Famous Manufacturer and is offered for

£11/10/0 (Plus 7/6 Carr. & Ins.) Normal Price £16/10/0

Hire Purchase Terms £2/17/6 Dep. and 12 months at 6/4.

● These units will autochange on all three speeds, 7in., 10in. and 12in.

● They play MIXED 7in., 10in. and 12in. records.

● They have separate saphires for L.P. and 78 r.p.m., which are moved into position by a simple switch.

● Minimum baseboard size required 14in. x 12 1/2in., with height above 5 1/2in. and height below baseboard 2 1/2in. A bulk purchase enables us to offer these BRAND NEW UNITS at this exceptional price.



THE NEW

ARMSTRONG F.C. 48

8-valve 4-waveband Receiver Chassis A high quality replacement Radio or Radiogram Chassis having provision for an F.M. Feeder Unit.


PRICE, ASSEMBLED AND READY FOR USE **£23/18/0**

(Plus 7/6 Carr. and Ins.)

H.P. Terms: £5/18/0 Deposit and 12 months at £1/13/8.

OUTSTANDING FEATURES INCLUDE:—

- 8 Valves including 2 double Triodes.
- 8 Watts output from push-pull tetrodes. Heavy negative feedback is used resulting in negligible distortion and high damping factor.
- Provision for using F.M. adaptor to receive the present high quality transmissions from Wrotham and the new B.B.C. V.H.F. stations.
- An accessible socket at rear provides the power supply for this unit.
- Independent controls give BASS and TREBLE lift and cut with unique Thermometer visual indicator.
- Gram position on wavechange switch.
- 4 Wavebands Coverage 16-51, 50-120, 190-550, 1,000-2,000 metres.
- Large four-colour illuminated dial.



A Replacement

RADIO-RADIOGRAM CHASSIS

● MODEL AW3-5. A 5-Valve Superhet Receiver covering the standard 3 wavebands, 16-50 190-550, 900-2,000 metres. PRICE COMPLETELY ASSEMBLED AND READY FOR USE **£10/10/0**

(plus 7/6 carr. and ins.)

H.P. Terms: £2/12/6 Deposit and 12 Months at 15/- . This receiver is for operation on A.C. Mains 200-250 volts. It contains the latest MULLARD VALVE LINE-UP, being ECH42 (Tune. Ch.), EF41 (L.F.), EB41 (Det. 1st Audio), EL41 (Output) and EZ41 (Rect.). The four controls being (1) Tuning, (2) Wavechange and Gram. Switch, (3) TONE, (4) VOLUME-OFF. It provides really good reproduction on both Gram. and Radio and gives an exceptionally good range of station selection. Overall size 13 1/2in. x 7in. high x 6 1/2in. deep. Dial aperture 10in. x 4 1/2in.



THE COLLARO MODEL 3/514 3-Speed Non-Auto Change Unit

Normal Price £12/17/6 (Plus 6/- Carr. and Insur.)

- Complete with High Fidelity Crystal "TURN-OVER" Head which incorporates a separate stylus for L.P. and Standard Records.
- Will play 7 inch, 10 inch and 12 inch Records.
- Brand New and Complete with mounting instructions.



SPECIAL REDUCTIONS FOR COMPLETE EQUIPMENT

SUMMARY—Select a RECEIVER CHASSIS and we will supply it TOGETHER WITH THE ABOVE 3-SPEED CHANGER AND AN 8-inch or 10-inch P.M. SPEAKER as follows:—

THE £11/10/0 AUTOCHANGER WITH A SPEAKER AND:—		Cash Price	Deposit	Monthly
(a)	With Model B3 chassis	£24 15 0	£6 4 0	12 of £1 14 10
(b)	" " B3PP	£28 0 0	£7 0 0	12 of £1 19 5
(c)	" " B3PP/R.F.	£31 2 0	£7 15 0	12 of £2 3 9
(d)	" " Armstrong F.C.48	£36 4 0	£9 1 0	12 of £2 10 11
(e)	" " AW3-5	£22 15 0	£5 10 0	12 of £1 12 4
(f)	" " AW3-7	£25 5 0	£6 7 0	12 of £1 15 5

An additional charge of 10/- is made in each case to cover Carriage and Insurance.

"Hi-Fi" EQUIPMENT and KITS TO SUIT ANY BUDGET

TWO COMPLETE "Hi-Fi" AMPLIFIER KITS



**A HIGH QUALITY
8-10 WATT AMPLIFIER
THE IDEAL AMPLIFIER FOR
GENERAL HOME USE AND FOR
SMALL HALLS, ETC.**

Price of COMPLETE KIT
including Valves and Drilled
Chassis, etc. **£7/10/0**
(Plus 2/6 Carr. & Ins.)

We will supply it Completely Built for **£9/10/0**
(Plus 3/- Carr. & Ins.)

Designed for high quality reproduction up to an output level of 10 watts, having 6V6s in Push-Pull and incorporating negative feedback. It is suitable for use with all types of Pick-ups and most types of microphones and the output transformer provides for use of 3 and 15 ohms speakers.

BRIEF FEATURES

- Valve line up 6J5, 6SN7, 6Z4, with 6V6s in push pull.
 - The undistorted output level of up to 10 watts is produced from an input of .25 volts.
 - First class reproduction of Radio (where a Tuning Unit is used) and Record Playing.
 - Separate Bass Boost and Treble Controls provide an excellent range of frequency control.
 - Very satisfactory results are obtained with an average type of high impedance Moving Coil or Crystal Microphone, a clear speech level of approx. 5 watts output being obtained.
 - Power supplies (HT and LT) are available for a Tuning Unit.
 - For operation on A.C. Mains 200-250 volts 50 cycles.
- THE ASSEMBLY MANUAL is available for 1/- and includes detailed layouts and component Price List.

A 12 Watt "HIGH FIDELITY" Push-Pull AMPLIFIER


Comprising a Main Amplifier Chassis and a Remote Control Pre-Amplifier-Tone Control Unit. The remote control unit measures only 7in. x 4in. x 2in. and contains four controls, being: Bass-Treble-Volume and a Radio, Gram, Microphone Switch control. It incorporates its own feedback circuit on the Base Channel. Loop negative feedback is employed on the Main Amplifier which has a valve line up of 6J5-6N7-5U4 with two FX25's in push-pull and 6J5 and 6N7 are used in the remote control unit. **THE COMPLETE KIT IS AVAILABLE FOR £14/0/0** (Carr. & Ins. 3/- extra).



THE COMPLETE UNIT ASSEMBLED AND READY FOR USE £17/0/0 (Carr. & Ins. 5/- extra). H.P. Terms £2/5/- Deposit, 12 Months at £13/11.

The measured frequency range of the amplifier with this unit shows an excellent response from 14,000 cycles down to 20 cycles, the bass and treble controls allowing independent control of gain at both ends of the frequency range from zero to a gain of 50. It can be seen, therefore, that ample correction is provided to suit any type of pick-up with any type of recording. Input voltage for maximum output is 70 mV. 6.3 volts at 2 amps, and 30 m.A. H.T. is provided for tuning unit, etc. This Amplifier compares well with the Williamson and similar designs at a fraction of their cost. The complete set of assembly instructions is available for 2/-.

THE NEW "LEAK" TL/10 AMPLIFIER and "POINT ONE" PRE-AMPLIFIER



This Amplifier has a maximum output of 10 watts and maintains in every respect the world renowned LEAK reputation for precision engineering; fine appearance and fastidious wiring. The Pre-Amplifier will operate from any make or type of pick-up. A continuously variable input attenuator at the rear of the Pre-amp. permits the instantaneous use of crystal, moving iron and moving coil pick-ups. H.T. and L.T. supplies are available for a Radio Tuning Unit. An input attenuator is fitted. S.A.E. for descriptive leaflet.

PRICES:

- (a) The COMPLETE AMPLIFIER WITH PRE-AMPLIFIER. £28/7/0. or £72/0 Deposit and 12 months at £23.
- (b) The TL/10 MAIN AMPLIFIER ONLY: £17/17/0. or £4/7/0 Deposit and 12 months at £15/5/4.
- (c) The "POINT ONE" PRE-AMPLIFIER ONLY: £10/10/0. or £2/12/6 Deposit and 12 months at 15/-.

A BULK PURCHASE ENABLES THIS SPECIAL PRICE REDUCTION OF THE FAMOUS

SHAFTESBURY PORTABLE AMPLIFIER



Suitable for home use and small Halls. Has matched inputs for both Record Players and Microphone. Also provides for the "mixing" and "fading" of both Gram. and speech as requested.

COMPRISING

- (a) A 4-Valve High Gain Amplifier for use on A.C. or D.C. mains 200-250 volts with 5 watts output. Incorporating independent Volume Controls for Mike and Gram, either of which can be faded at will, a variable Tone Control and independent input sockets for Mike and Gram.
- (b) A Transverse Carbon microphone which obtains its polarizing current from the amplifier—no batteries are necessary.
- (c) An 8in. Goodmans P.M. Speaker with the "Ticoonal" magnet for first-class reproduction.

THE COMPLETE EQUIPMENT is all contained in the **PORTABLE CARRYING CASE £18'0'0**

Having been reduced from £30/9/-. **HIRE PURCHASE TERMS.** DEPOSIT £4/10/0 and 12 monthly payments of £1/5/4
● Light in weight ● Easy to CARRY ● GENUINELY PORTABLE. An illustrated leaflet containing free data is available on receipt of S.A.E.

ROGERS—RD BABY de Luxe MK II AMPLIFIER with RD JUNIOR Mk II PRE-AMPLIFIER COMPLETE FOR £23/0/0 (Plus 7/6 Carr. & Ins.)



H.P. Terms: £5/15/- Deposit and 12 months at £11/12/4.

A medium-priced 8-10 watt push-pull de Luxe Amplifier of very attractive appearance and embodying a high standard of workmanship. Complete performance data is available. Please send S.A.E.

THE FAMOUS WILLIAMSON AMPLIFIERS BY GOODSSELL

These Amplifiers hardly need enlarging upon, it being sufficient to say that they have now become the accepted standard for quality reproduction by which all others are judged.

Two Models are available:

MODEL G.W.18. Built completely to specification and giving 15 watts output. Price **£33/15/-** (plus 7/6 carriage and insurance). H.P. Terms. Deposit £8/9/- and 12 months at £27/5.

MODEL G.W.12. Uses slightly lower H.T. voltage to produce 10-12 watts output but otherwise is built completely to specification. Price **£27/10/-** (plus 7/6 carriage and insurance). H.P. Terms. Deposit £6/17/6 and 12 months at £21/8/8.

THE MODEL P.F.A. TONE CONTROL UNIT.

This Control Unit has established a reputation for its excellent quality of reproduction, and ability to give adequate gain for any type of pick-up.

Price **£20/-** (plus 7/6 carriage and insurance). H.P. Terms. Deposit £5/- and 12 months at £18/2.

WE HAVE THEM IN STOCK AND WILL BE PLEASED TO DEMONSTRATE or send S.A.E. for illustrated and descriptive leaflet.

THE GOODSSELL "ULTRA LINEAR" M.A.S. AMPLIFIER.

A "High Fidelity" Amplifier using a Triode connected push-pull output stage providing 10-12 watts output. Price **£14/17/6** (plus 7/6 carriage and insurance).

H.P. Terms. Deposit £3/12/6 and 12 months at £11/1.

THE TONE CONTROL—PREAMP. UNIT.

Recommended for this Amplifier is the model UL/P/T.C. Its main features are adequate equalising for gramophone reproduction, separate control of bass and treble and low pass filter. Feedback is used over each of four stages.

Price **£12/12/-** (plus 6/- carriage and insurance).

H.P. Terms. Deposit £3/4/0 and 12 months at 17/8.



When submitting orders, please include postage and packing.

STERN RADIO LTD.



CONSTRUCTORS SAY
"IT'S STILL THE BEST MAINS OR BATTERY PORTABLE SET"

A Midget 4-valve Superhet Portable covering medium and long wavebands. Designed to operate on A.C. mains 200/240 volts or by an "Alldry" battery. The set is designed so that the main section can be supplied as a separate unit, and can be added at any time. The set supplied as an "Alldry" battery Superhet can be accommodated in the attractive case illustrated (size 9 1/2 in. x 4 1/2 in. x 7 in.). This is attractively finished in lizard, maroon, dark green or blue rexine. As a combined Mains/Battery Superhet Portable a polished cabinet is available to accommodate both Mains Unit and Batteries. Circuit incorporates delayed

A.C. and pre-selective Audio Feedback. The Set is complete in every detail and includes ready-wound frame aerials, fully aligned I.F. transf. and drilled chassis etc. Overall size of assembled chassis 8 in. x 4 in. x 2 1/2 in. This receiver as illustrated, send 1/3 for the fully descriptive Assembly Book which includes Practical Layouts and complete Price list of Components. Attache case available separately, 37/6.

BATTERY PORTABLE

THE "MINI TWO-THREE"

An "Alldry" Battery Portable of midget size: 6 1/2 in. x 4 1/2 in. x 3 1/2 in. designed to cover medium waveband 190-559 metres, with use of short trailer aerial.

The simple design of this Receiver is so arranged that either a 3-valve set or a 2-valve (afterwards easily converted to the 3-valve) can be made.

Consists of a T.R.F. circuit using a regenerative detector with H.F. stage and a high gain output pentode. Valve line up IT4-1T4-D194.

The 2-valve set can be completely built for £4/3/6 (less case) and the 3-valve for £5/3/- (less case). Each price includes valves, speaker and drilled chassis.

Send 2/- for the assembly instructions; they include simple and complete practical component layouts and diagrams which enable the most inexperienced constructor to successfully build either set. All components are available for separate sale, a price list being supplied with assembly instructions.

"PERSONAL SET" BATTERY ELIMINATOR

A complete Kit of parts to build a Midget "Alldry" Battery Eliminator, giving approx. 80 volts and 1.4 volts.

This eliminator is for use on A.C. mains and is suitable for any 4-valve Superhet Receiver requiring H.T. and L.T. voltage as above, or approx. to 60 volts. The Kit is quite easily and quickly assembled and is housed in a light-aluminium case size 4 1/2 in. x 1 1/2 in. x 3 1/2 in. Price of complete Kit with easy-to-follow assembly instructions, 42/6. In addition we can offer a similar COMPLETE KIT to provide approx. 90 volts and 1.4 volts. Size of assembled unit 7 in. x 2 1/2 in. x 1 1/2 in. Price 47/6.



A COMPLETE "CAR RADIO" FOR THE HOME CONSTRUCTOR
 1 1/2 in. x 4 1/2 in. x 3 1/2 in.

A design of a complete 5-VALVE SUPERHET RECEIVER employing an R.F. Stage, and incorporating a separate VIBRATOR PACK size 4 1/2 x 2 1/2 x 6 1/2 in. for use on 6 or 12 volt D.C. supplies. We can supply all components to build this complete Receiver and Vibrator Pack including a Metal Case, Valves, Drilled Chassis and 5 in. P.M. Speaker for £13/9/6. (Carr. and Ins. 5/6 extra.) Or the Receiver Components for £9/19/6 and the Vibrator Components for £3/10/-. This is NOT an EX-GOVT. Receiver, it is a new design employing new Components. Send 2/8 for the complete set of ASSEMBLY INSTRUCTIONS, CIRCUITS and PRACTICAL LAYOUTS, including a complete individual Component Price List.



A 4-VALVE QUALITY "PUSH-PULL" 6-8 watt AMPLIFIER

for use on A.C. mains. Incorporating Negative Feedback Filter Input Circuit and employing 6V6s in Push-Pull. A simple arrangement is provided to enable either a magnetic, crystal or lightweight pick-up to be used, and is suitable for use with Standard or long-playing records. A tone control is incorporated, and the 10-watt output transformer is designed to match 2 to 15 ohm speakers. The overall size of the assembled chassis is 10 in. x 8 in. x 7 1/2 in. high, and full practical diagrams are supplied. Price, including drilled chassis and valves, of complete kit, £3/17/6. Price of assembled chassis, supplied ready for use, £3/12/6. Plus 5/- Carr. & Ins. Full descriptive leaflets are available separately for 1/-.



"MINI-TWIN" 1-VALVE BATTERY SET

A design of a simple 1-valve 2-stage Battery Receiver giving excellent results on medium and long wavebands and having exceptionally low battery consumption. Drilled chassis and practical diagrams make it the ideal set for the beginner to build. The complete chassis, including valve, can be built for 37/6, plus 8/11 P/Tax, the attractive plastic case is 9/6 and suitable headphones, 14/9. The complete assembly instructions, layouts and a component price list are available for 1/6. This Receiver also performs excellently, without modification, as a tuning unit, and, in addition, with simple modifications for which a complete diagram is provided, makes a first-class pre-amplifier for pick up or microphone.



!!!CONSTRUCTORS!!!

A NEW SUPERHET TRANSPORTABLE THE "SUPER THREE"

Designed for local station reception without the use of an external aerial. This design provides for a 3 valve (plus Metal Rectifier) Superhet Receiver incorporating a Frame Aerial for "room to room" use, provision is also made for a short external aerial, if required, for the reception of Continental Stations.

Briefly the features are as follows:—

- For use on A.C. Mains 200-250 volts.
- This set includes a Mains Transformer and Chassis is NOT live to mains (as many other sets of this type are) and consequently the Receiver can safely be used in the Kitchen, etc.
- Valve line up 6K8-6J7-KT61, plus Metal Rectifier.
- The I.F. Transformer is supplied "pre-aligned" and thereby ensures extreme simplicity of Tuning—in fact, more simple than most T.R.F. Receivers.
- Compact and easy to build simple "point to point" practical diagrams are supplied with a completely drilled chassis.

The complete Receiver Chassis can be built to cover the Medium Waveband only for

£6 . 6 . 6

Or to cover both Long and Medium Waves for

£6 . 16 . 3

If the Receiver is first built to cover the Medium Waveband, Long Waves can be added at any time, separate diagrams are provided for this purpose.

The attractive Polished Wood Cabinet 11 1/2 inches wide,

£1 . 1 . 0

THE CONSTRUCTOR'S MANUAL is available for 1/-, this shows the component prices which are all available for separate purchase.




DUAL-CHANNEL PRE-AMPLIFIER and TONE CONTROL UNIT

This comprehensive PRE-AMPLIFIER and TONE CONTROL

UNIT provides a full control of bass and treble in conjunction with a main Volume/Mixer Control.

It can be used with any amplifier and with any pick-up, the range of frequency control provided by the unit affording ample compensation for all types of pick-up and all natures of recordings, i.e., English, American and long-playing, without recourse to pick-up correction. The extreme flexibility of the bass and treble control is such that the level of bass and treble can be set to suit any conditions irrespective of the volume output of the amplifier. Response characteristics are given in 12-watt amplifier advt. The unit measures only 7 in. x 4 in. x 2 in., including self-contained power supply and can be accommodated either on or away from the main amplifier, i.e., on the front panel of a cabinet or any other position. Price including drilled chassis, valves (6SN7 and 6J5), £3/18/6. Complete assembly data are available separately for 1/-. Completely assembled and ready for use, £5/5/-.




AN AMAZING OFFER!
 A COMPLETELY ASSEMBLED
4 VALVE T.R.F. CHASSIS
 Including a 5 in. P.M. SPEAKER and VALVE FOR ONLY

£6'9'6

(Plus 7/6 carr. and ins.)

This receiver is of the very latest design and is for use on A.C. or D.C. Mains. It covers both Long and Medium Wavebands, and includes the modern 8V4 miniature valves. The line up being 12 BA6-12AT6-12A6-35W4. It incorporates Permeability Tuned Coils, thus ensuring excellent selectivity and sensitivity. The overall size of the complete chassis including speaker is 10 1/2 in. x 4 1/2 in. x 6 1/2 in. An attractive Bakelite Ivory-finished Cabinet size 11 1/2 in. x 5 1/2 in. x 6 1/2 in. is available for 16/6 (plus 2/6 carriage and insurance).



109 and 115 FLEET ST.
LONDON, E.C.4 Phone: CENTRAL 5812-3-4

MIDGET RADIO CABINETS



This well-known cabinet of which thousands have been sold is ideal for every constructor. Complete with chassis, dial, backplate, cord drive, pointer and dial drum. Price 27/6 each.

CHOKES

- 20H, 250 Ω, 60 mA. Clamp construction 6/- ea.
10E, 200 Ω, 90 mA. Clamp construction 9/3 ea.
5H, 250 mA., 200 Ω. Fully shrouded 18/3 ea.

TRANSFORMERS FOR BATTERY CHARGERS

- 230 v. Input Tapped 6-12 v. 1 amp. 13/6 ea.
230 v. Input Tapped 6-12 v. 3 amp. 18/- ea.
(Both with tap on Primary for 2.5 v. Pilot light)

LOUDSPEAKER CABINETS



This attractive walnut finished cabinet is available for 6in. or 8in. speaker units. Metal speaker front, complete with back and rubber feet.
6in. type: Measures 8 1/2 in. x 8 1/2 in. x 4 1/2 in. at base. Price 15/6 each.
8in. type: Measures 10 1/2 in. x 10 1/2 in. x 5 in. at base. Price 19/6 each.

CARRYING CASE

Suitable for use as a projector or recording case, size 15 1/2 in. x 9 1/2 in. x 1 1/2 in. Internal dimensions: 14 1/2 in. long, 11 1/2 in. deep, 6 1/2 in. front H.T. 8 1/2 in. rear H.T. With a black rexine finish. Weight 8 1/2 lb. Post and packing 2/6.

"GLEM" Travelling Iron with Asbestos Stand. Size 4 in. x 2 in. x 2 1/2 in., including handle, complete with lead and switch to enable it to be used on any voltage between 110 and 250 v. A.B.C. adaptor is fitted on the lead. (Colour as available: Blue, Green, etc.) 17/6 ea.

SENERGEL RECTIFIERS

RM1, 3/9 ea.; RM2, 4/3 ea.; RM3, 5/- ea.; RM4, 16/- ea.

METAL RECTIFIERS

12 v. 1/2 amp., 1/6 ea.; 12 v. 1 amp., 4/6 ea.; 2 v. 1 amp., 3/- ea.; 250 v. 45 mA., 6/3 ea.; 250 v. 75 mA., 7/6 ea.; 300 v. 60 mA., 7/6 ea.

FULL WAVE TYPES

12 v. 1 amp., 4/9 ea.; 12 v. 2 amp., 9/- ea.; 12 v. 3 amp., 13/- ea.; 12 v. 5 amp., 18/- ea.

WE INVITE YOU TO BUILD THIS PORTABLE FOR ONLY 6/6gns.

Full details, circuit diagram, point to point wiring instructions, and complete list of components. Available 2/- ea. Case can be supplied separately. Available in the following attractive colours: Lizard Grey; Blue; Maroon; Brown. Dial, 1/3 each. Chassis, 3/-.

ALPHA SPECIAL PURPOSE VALVES. Table listing various valve types and their prices, including 2X2, IA5GT, 1LD5, 5Z3, 6B4, 6G6G, 6ST7, VR119, VT52, VU111, 77, 807, 9001, 9002, 9003, 9004, 9006, 954, VRI36, TY11, VU120A, 955, 956, CV173, CV286, E1148, VR53, VR54, VR55, VR56, VR137, VU39, VR40, VR65, VR65A, VR66, VR91, VR91(SYL), VR92, VR105/30, VR116, VR150/30, VU64, Full List Available.

ION TRAPS. Type IT6 for Tubes with 35 mm. neck diameter 2/6 ea.

HEADPHONES—MICROPHONES, Etc. EX-GOVERNMENT HEADPHONES BY S. G. BROWN, etc. CLR Low resistance type 120 ohms 7/6 pr. CHR High resistance type 4,000 ohms 11/- pr. DHR a super phone 13/6 pr.

American phones by Trimm Mfg. Co. of Chicago, U.S.A., 1,200 ohms, each earpiece 13/9 pr. Headbands, wide type 1/9 ea. Throat microphones, American surplus. Complete with strap, lead and plug type T30B 4/- set. "Regent" Hand Microphone. Crystal insert, nickel chrome plated head, complete with lead and jack plug, listed at 2 Gns. Our price 21/- ea. Throat Microphones, type Za.21095. 2 units per box 1/8 per box. Acos Microphone insert type MIC/18 3/9 ea.

HEATER TRANSFORMERS. 230 v. Input 2 volt 5 amp. 4/6. 230 v. Input 2 volt 3.0 amp. 7/9. 230 v. Input 4 volt 1.5 amp. 5/- 230 v. Input 4 volt 3.0 amp. 10/- 230 v. Input 5 volt 2.0 amp. 10/- 230 v. Input 6.3 volt 5 amp. 5/- 230 v. Input 6.3 volt 1.5 amp. 6/- 230 v. Input 6.3 volt 3.0 amp. 9/- 230 v. Input 12 volt .75 amp. 5/-

OUTPUT TRANSFORMERS. Multi Ratio suitable for all ordinary receivers giving six single ratios 6/6 ea.

CONTROL KNOBS in MODERN STYLING. Tastefully and clearly engraved in gold. Size A. Diameter 1 1/2 in. Depth 1/2 in. Size B. Diameter 1 1/4 in. Depth 1/2 in. These Mouldings are available in two colours: Walnut and Ivory. They are suitable for use with 1/2 in. spirals and are simply and firmly held by means of a grub screw and locking nut. Prices: Type "A" —1/6 each. Type "B" —1/2 each. Plain Knobs can be supplied in either size or colour: Price 1/- each and 8d each respectively. Inscriptions available:— RADIO: "Volume," "VI/On-Off," "Wave-change," "Tuning," "S.M.L. Gram," "Radio-Gram," "Tone" "On-Off," TELEVISION: "Contrast," "Brilliance," "Brilliance/On-Off," "Focus," "Brightness," AMPLIFIER: "Treble," "Bass," (plus any of those shown above). TAPE RECORDER: "Record-Play."

LOUDSPEAKER UNITS. PLESSEY 3in. Round type for personal portables 2 to 3 ohm 12/9 ELAC 4in. Square type 4/02, 2 to 3 ohms 13/9 GOODMAN'S 6in. Round type 15/11 LECTRONA 6in. With transformer 18/- ELAC 6in. Type 6/19, 2 to 3 ohm 15/6 TRUVOX 6in. Wafer type, 1 1/2 in. deep, 2 to 3 ohm 20/- R. & A. 8in. Lightweight, 2 to 3 ohm 16/11 LECTRONA 8in. PM 2 to 3 ohms 16/6 THE LATEST ELAC 4in. x 7in. ELLIPTICAL UNIT 19/10 each. ELAC 10in. Units 2 to 3 ohms 22/6 PLESSEY 10in. Lightweight 19/6 BAKERS "Selhurst" 12 in. unit 4gns.

THE COMPACT TELEVISION AERIAL BY ANTIFERRE LTD. Supplied complete with universal mounting and backplate in neutral brown finish. Overall length 5ft. 6in. Packed in carton 3ft. 4in. long. Complete with full instructions. Cat. No. CD4 Original price 50/-. Our price 12/6 Post etc. 2/6.

AMPLIFIER THE "EKE" QUALITY 3 WATT AMPLIFIER. Image of the amplifier. COMPARE THIS PRICE! This is not a kit of parts but a well-built unit—read this specification. * 3 valves—6B8G, 6X5GT, 6V6GT. * Components 100%, only recently manufactured condensers used. * Strong chassis, sockets for all input and output leads. * Output 3Ω secondary. * Tone and volume controls. * Input for crystal or Hi-Fi magnetic pickups. * A.C. mains fully isolated. * Negative feedback. Price 79/6 Packing & Post 2/6.

TINNED COPPER WIRE—All 4 oz. Reels. 16 S.W.G. 2/- 18 S.W.G. 2/2 20 S.W.G. 2/4 22 S.W.G. 2/6 24 S.W.G. 2/8 26 S.W.G. 2/10 ENAMELLED COPPER WIRE—All 4 oz. Reels. S.W.G. Price S.W.G. Price 16 1/11 30 3/1 18 2/1 32 3/3 20 2/3 34 3/5 22 2/5 36 3/7 24 2/7 38 3/11 26 2/9 40 4/2 28 2/11

CONDENSERS BR Range BR.550 8 mfd. 500 v. 2/9 BR.1650 16 mfd. 500 v. 3/3 BR.200 20 mfd. 500 v. 3/6 8 x 8 mfd. 500 v. 4/- BR.501 50 mfd. 12 v. 1/9 Midget Metal Types 2 mfd. 350 v. 1/9 5 mfd. 350 v. 1/1 8 x 8 mfd. 350 v. 3/6 8 x 8 mfd. 450 v. 4/- 16 mfd. 350 v. 2/9 16 x 8 mfd. 450 v. 4/- 16 x 16 mfd. 450 v. 4/6 16 x 24 mfd. 350 v. 4/9 24 mfd. 350 v. 2/9 32 mfd. 350 v. 1/8 32 x 32 mfd. 350 v. 4/9 250 mfd. 12 v. 1/9

CHASSIS Aluminium Un drilled with Reinforced Corners. Available in the following sizes. 6in. x 4in. x 2 1/2 in. 4/6 ea. 8in. x 6in. x 2 1/2 in. 6/3 ea. 10in. x 7in. x 2 1/2 in. 7/3 ea. 12in. x 8in. x 2 1/2 in. 8/6 ea. 14in. x 6in. x 2 1/2 in. 9/6 ea. 16in. x 9in. x 2 1/2 in. 12/- ea. All are four sided—ideal for radio receivers—amplifiers—powerpacks etc.

Wire ended Types 8 mfd. 450 v. Cardboard covered 1/11 30 mfd. 450 v. 3/9 Bias Condensers Tag ended metal types 12 mfd. 50 v. 1/- 25 mfd. 25 v. 1/3 50 mfd. 12 v. 1/6 50 mfd. 50 v. 2/6 100 mfd. 12 v. 1/9 100 mfd. 25 v. 1/8 Wire ended Types. Cardboard covered 25 mfd. 25 v. 1/9 50 mfd. 12 v. 1/9 50 mfd. 50 v. 2/3

TECHNICAL PUBLICATIONS AND MANUALS

- Radio Aerial Handbook ... ea. 2/6
Radio Hints Manual ... ea. 2/6
Amateur Transmitter's Construction Manual ... ea. 2/6
Radio Calculations Manual ... ea. 3/6
Sound Equipment Manual ... ea. 2/6
Radio Design Manual ... ea. 2/6
Communications Receivers' Manual ... ea. 2/6
Frequency Modulation Receivers' Manual ... ea. 2/6

ONLY A FEW AVAILABLE

- VCR 97 Cathode Ray Tubes ea. 29/6
Postage and packing 1/6.
Block Condenser 10 mfd. 450 v. ... ea. 4/-
High Voltage Condenser, 1 mfd. 4 kV. Ceramic Insulated terminals ... ea. 4/-

TERMS: Cash with order or C.O.D. Postage and Packing charges extra, as follows: Orders value 10/- add 9d.; 20/- add 1/-; 40/- add 1/6; £5 add 2/- unless otherwise stated. Minimum C.O.D. fee and postage 2/3.

MAIL ORDER ONLY

WHEN ORDERING PLEASE QUOTE "DEPT. W.W."

ALPHA RADIO SUPPLY CO. 5/6 VINCES CHAMBERS, VICTORIA SQUARE, LEEDS 1.



ANOTHER "SCOOP"

A COMPLETE 5 VALVE RADIO CHASSIS

BRAND NEW AND UNUSED

AC/DC Mains 200/250 volts



For **69/6** LESS VALVES
Postage 3/6. extra.

COMPLETELY WIRED AND READY FOR USE, WITH THE ADDITION OF A SPEAKER AND OUTPUT TRANSFORMER.

PRICE COMPLETE WITH VALVES
£5 · 19 · 6

Two controls only : Volume and Station switch.

Valves used: 10C1 freq. changer, 10F9 or UF41 I.F. Amp., 10LD11 AVC and Det., 10P14 output, U404 or UY41 rect.

YOU CAN FIT THIS UNIT INTO YOUR EXISTING T.V. RECEIVER FOR RADIO RECEPTION

THE IDEAL SECOND SET

A Cabinet will be available shortly

- ★ I.F. 465 Kc/s.
- ★ 4 Watts output.
- ★ A.V.C.
- ★ 3 Station Pre Set.
- ★ Frame Aerial.
- ★ Fully aligned.
- ★ Size of chassis only 10" x 5½" max. height 5½".

Circuit diagram supplied. Available separately at 1/6. Post Free.

LASKY'S T.V. CONSTRUCTORS' PARCELS

No. 1 WIDE ANGLE PARCEL.
Containing ferroxcube line E.H.T. transformer, ferroxcube scanning coils, frame output transformer, p.m. focus unit, frame blocking osc. transformer, 14-, 16- or 17-inch mask and glass, width and linearity controls. Also the following valves:—6U4rt, 6CD6, 6AL5, 2—6AM5 (N78), 3—12AU7. Full circuit.
LASKY'S PRICE £8/15/11
COMPLETE £8/15/11
Carriage 3/6 extra.

No. 2 The WIDE ANGLE PARCEL
As No. 1 parcel. But less valves.
LASKY'S PRICE 94/11
Carriage 2/6 extra.

No. 3. All brand new components by Igranic. Comprises E.H.T. flyback line transformer, 7-10 Kv. with ferroxcube core and rectifier heater winding; scanning coils; frame output transformer; Blac focus unit with vernier adjuster, U.25 E.H.T. rectifier, 12in. mask and glass.
LASKY'S PRICE FOR THE COMPLETE PARCEL 79/6
Carriage and packing 3/6 extra.

No. 4. Complete set of metal-work. Unassembled. Comprising main chassis, tube supports and valve-holders. (Less sound-vision chassis.) **PRICE** 25/-
Carriage 3/6 extra.

PORTABLE RECORD PLAYERS
Single speed auto changer, with amplifier. In case. A FEW LEFT AS PREVIOUS ADVT.
£10/19/6. Carriage 10/6.

METAL RECTIFIERS 6 or 12 volt F.W. Bridge			
2 amps	9/-	6 amps	21/-
4 amps	12/11	10 amps	32/6
6 volts		12 volts	
1 amp	2/6	1 amp	3/11
1 amp	4/6	1 amp	6/6

SUPERHET COIL PACKS With Circuit	
No. 1. L.M.S.G. Size: 4½ x 5 x 2½in.	19/6.
With ½in. spindle.	19/6.
No. 2. M.S.S. Size: 4 x 4 x 3in.	16/-.
With ½in. spindle.	16/-.

Both for use with 465 Kc/s. I.F.

HIRE PURCHASE TERMS AVAILABLE ON CERTAIN ITEMS

Send for proposal form. Please give details of the equipment you require for quotation.

STILL ANOTHER SUPER BUY

Tape Recorder Heads By "Phiality"	
High impedance, single hole fixing.	
Size 1in. diam., ½in. high.	
Twin track.	
Record/playback.	22/6.
Erase.	22/6.
Low impedance erase.	22/6.
FAR BELOW ACTUAL MANUFACTURING COST. LESS THAN HALF USUAL PRICE	
Limited Quantity only.	



12 VOLT-4 WATT MOBILE AMPLIFIERS BRAND NEW AND UNUSED

KT:61 output. Complete with power unit, vibrator (type QFA/12), and all valves. Fitted with rubber covered heavy duty battery lead. By famous manufacturer, in metal cabinet, grey crackle finish. Size: 10in. x 6½in. x 8in. Output impedance 3 ohms. With the addition of a loudspeaker, this is ready for operation. Finest quality components throughout. Complete with carbon hand-microphone with screened lead. Can also be used as a power pack and output stage for a car radio.
LASKY'S PRICE £7.19.6 **OR LESS** £6.19.6
COMPLETE MICROPHONE
Carriage 5/- per unit extra.

CAR RADIO SPECIAL—PARTLY ASSEMBLED CAR RADIOS

Small size case, 12 x 4 x 6in. Will fit most cars. For either 6 or 12 volts, depending on vibrator. Chassis supplied with 5 octal valve holders, medium wave aerial and oscillator coils, output transformers, volume control, sundry resistances and condensers, dial and knobs. Case finished in brown crackle. Dial calibrated 150-550 metres, 5 valves to suit. One each, either GT or metal; 6SA7, 6R7, 6V6, 6K7 0Z4.
LASKY'S PRICE £5/5/- Carriage 5/- extra. Or less valves, 69/6. Carriage 5/- extra. Other chassis in various conditions of completion are available for personal callers only. **CIRCUIT** for 5 valve car radio using above chassis. **PRICE** 1/6.

Extensive range of Goodmans and Wharfedale speakers available from stock. Immediate delivery. Some examples.
GOODMANS 12in.
Audiom 60, 15-watt £8/12/6.
Axiom 150. Mk. II. 15-watt. £10/5/6.
Axiom 22. Mk. II. 20-watt. £14/14/-.
H.6 30-watt output trans. To customer's impedance. £4.
WHARFEDALE
Super 5 £6/13/3.
8in. Bronze £3/3/11.
Super 8 £5/13/3.
Super 8/CS/AL. £6/13/3.
Bronze 10 £4/12/8.
Golden 10 £7/13/3.
Super 12/CS/AL. £17/10/-.

"THE HARROW" Baffle Radio Cabinet




Build a second set to be proud of. Pleasing design cabinet, with drilled chassis, dial, drive and back. Finished in satin mahogany veneer. Outside dims.: 17½in. wide, 11½in. high, 5in. deep.
LASKY'S PRICE 36/6
Carriage 2/-.
Receiver design uses 2-6K7, 6V6 and 5Z4. Total cost to build is less than £5/10/-.
Circuit for receiver 1/6.

R.1155 RECEIVERS

NOW AVAILABLE ON H.P. TERMS

BRAND NEW AERIAL TESTED BEFORE DESPATCH

These well-known Ex-Air Ministry Receivers need no further introduction. Supplied complete with 10 valves and full circuit data.
LASKY'S PRICE £11.19.6
BRAND NEW
Secondhand. Specially Selected. Grade 1 £9.19.6
Secondhand. Grade 2 £7.19.6
Carriage 17/6 per receiver extra. including 10/- returnable on case.



ASSEMBLED POWER PACK/OUTPUT STAGE FOR R.1155 RECEIVER

For use on 200-250 v. A.C. mains. Complete with 2 valves. In metal case size: 12 x 7 x 5½in.
LASKY'S PRICE, 79/6. Carr. 5/-.
Power Pack as above. Fitted with 6½in. p.m. speaker.
LASKY'S PRICE £5/5/- Carr. 5/-.

A LASKY'S RADIO ADVERTISEMENT. SEE OVER.



LASKY'S RADIO—NEW BRANCH

at 42, TOTTENHAM COURT ROAD, LONDON, W.1

Telephone: **MUSuem 2605 & LANgham 1152.**
 ONE MINUTE FROM TOTTENHAM COURT ROAD AND GODGE STREET UNDERGROUND STATIONS

ALL OUR USUAL LINES PLUS EVERYTHING FOR THE SERVICEMAN, HAM AND HOME CONSTRUCTOR.

RADIO, TELEVISION, HI-FI, ELECTRONICS, P.A. EQUIPMENT, RECORDERS, ETC.

Wharfedale, Stentorian, Goodmans, Baker's, Leak, Cosmocord, Vitavox, Hunts, T.C.C., Dubilier, Garrard, Collaro, G.E.C., Wearite, Grundig, etc., etc.



HIGH VOLTAGE E.H.T. CONDENSERS

.1 + .1 mfd. 3.5 Kv.	5/11
.1 mfd. 7 Kv.	15/-
.001 mfd. 12.5 Kv.	7/6
.001 mfd. 15 Kv.	10/-
.0005 mfd. 10 Kv.	3/6
.0005 mfd. 15 Kv.	6/6
.04 mfd. 12.5 Kv.	5/-

CO-AXIAL CABLE
75-80 ohms impedance.

Single Core, per yard	8d.
Twin Core, per yard	1/-
Twin Balanced Feeder, per yard	6d.

CRYSTAL DIODES. Glass type, wire ends. 1/6 each. Higher Grades Available. 12 Assorted for 30/- Post Free.

NOW OPEN!

SAVE MONEY AT LASKY'S

SPECIAL OPENING OFFER. FOR PERSONAL CALLERS ONLY. Moving coil microphones. Switch incorporated. Listed at £5/5/-.
LASKY'S PRICE 59/6

TELEVISION CABINETS

THE ROTHESAY



This cabinet is really the last word in outstanding contemporary design. Absolutely rigid construction throughout with the finest laminated woods, veneered in walnut, polished light, medium or dark shade. Fitted with gold anodised speaker grille. The C.R.T. aperture frame is detachable, supplied to suit any size tube to order. Full length doors if required can be supplied with the cabinet. Veneered both sides, and polished to match the cabinet, they will be mounted with full length piano hinges. Outside dim. 34 1/2 in. high, 21 1/2 in. wide, 21 1/2 in. deep. Inside dim. 18 1/2 in. wide, 19 1/2 in. deep. Size of top 22 1/2 in. x 21 1/2 in. Thickness 1 1/2 in. **NOTE THESE GENEROUS SIZES.**

Now supplied complete with mask, glass, castors, shelf, bearers, C.R.T. neck end protector, back, speaker fret and baffle board. Finished in beautiful figured medium, light or dark walnut veneer, with high polish. Suitable for most home constructor T.V. receivers, including the "Viewmaster," "Practical Television," "Tele-King," "Magniview," "Wireless World," etc. Can be supplied with cut-out for 14 in., 16 in. and 17 in. C.R. tubes at no extra cost.


An allowance of 4s. 6d. will be made if the mask is not required. Inside Dimensions: Depth 16 1/2 in.; width 17 1/2 in.; height 28 in. Overall height 32 in. and width 18 1/2 in. **WHY NOT CONVERT YOUR TABLE RECEIVER TO A CONSOLE MODEL?** Adaptor frames for fitting 9 in. or 10 in. C.R. tubes can be supplied if required.

LASKY'S PRICE £9.19.6
Carriage 15/- extra.

LASKY'S PRICE £8.10.0
Carriage 12/6 extra

H.P. Terms. Deposit £2/17/-, plus carriage. Balance plus charges spread over 12 months.

THE DE-LUXE



H.P. TERMS. Deposit £3/10/- plus carriage charge. Balance plus charges spread over 12 months. The Rothesay cabinet with doors. Price £14/9/6.

ELECTROLYTIC CONDENSERS ALL BRAND NEW


8 mfd. 450 v.w.	1/9
16 mfd. 350 v.w.	2/6
16 mfd. 500 v.w.	3/6
20 mfd. 500 v.w.	3/6
30 mfd. 450 v.w.	3/3
60 mfd. 350 v.w.	3/11
64 mfd. 450 v.w.	3/11
150 mfd. 350 v.w.	3/6
400 mfd. 150 v.w.	2/6
8 + 8 mfd. 450 v.w.	3/6
8 + 16 mfd. 450 v.w.	4/3
12 + 12 mfd. 350 v.w.	2/6
16 + 16 mfd. 350 v.w.	3/6
16 + 16 mfd. 450 v.w.	4/6
20 + 20 mfd. 275 v.w.	2/-
60 + 100 mfd. 350 v.w.	7/6
32 + 32 mfd. 450 v.w.	5/11

MANY OTHER SINGLE AND MULTIPLE CONDENSERS IN STOCK.

3-WATT AC/DC MIDGET AMPLIFIERS

Push pull, very high gain

4 valves: 2 U141 in push pull, 1 UCH42 and 1 UAF42. Input voltage 100/110 AC/DC. Very easily converted to 230 volts. Supplied with circuit diagram and full details. Size:— 9 x 4 x 4 inches. Uses 2 metal rectifiers. 1 each RM2 and RM3. Ideal for ships' record players, tape recorders, home record players, baby alarms, etc., etc. Supplied complete, fully assembled and wired, with 4 valves. Highest quality miniature components used throughout. An auxiliary 60 m/a. output is fitted, for use with a radio feeder, etc.



65/-
CARRIAGE FREE

BRAND NEW AND UNUSED. IN MAKER'S CARTONS.

C.R.T. Neck Protectors 2/6.

SPECIAL T.V. CONDENSERS

64 mfd. 450 v.w.	3/11
100 mfd. 450 v.w.	4/11
32 + 100 mfd. 450 v.w.	7/6
100 + 200 mfd. 350 v.w.	5/11

TABLE MICROPHONE STANDS.

2 Section Chrome. Heavy base. 12/6.

MICROPHONE FLOOR STANDS. 2 Section Chrome. Heavy Base. 35/-.

METROSILS. 10 Kv. 5/-.

BRIMISTORS.

CZ.1 1/6 each. CZ.3 9d. each.

OUTPUT TRANSFORMERS

Midget Pentode	3/6
Miniature Personal, 35A, etc.	3/6
Standard pentode	3/11
Push-Pull 6V6	9/6
Multi Ratio, P.P.	12/6
Heavy Duty, P.P.	14/11

THE TELE KING

5 CHANNEL 16 or 17 INCH SUPERHET RECEIVER

WIDE ANGLE — LARGE SCREEN

Do you know . . . this famous and well tried home constructor set can now be built for **£29'10/-** including valves. Only tube and cabinet extra.



A MULTI CHANNEL TUNER FOR THE TELE KING WILL BE AVAILABLE SHORTLY.

EVERY COMPONENT CAN BE SUPPLIED SEPARATELY.

Full constructional data, wiring diagrams and circuits.

Price 6/- POST FREE

WRITE NOW FOR OUR NEW TELE KING PRICE LIST. WE CAN SAVE YOU MONEY.



CHOKES			
40 m/a.	3/3	120 m/a.	7/3
60 m/a.	3/11	200 m/a.	12/6
80 m/a.	4/11	250 m/a.	14/-

SPECIAL TRANSFORMER
Secondary tapped as follows:
3, 4, 5, 6, 8, 9, 10, 12, 15, 18, 20, 24 and 30 volts at 2 amps.
PRICE 17/6.

TELEVISION SELENIUM RECTIFIERS			
The very latest "Sentercell" S.T.C. range			
K3/40, 3.2 kV.		6/-	
K3/45, 3.6 kV.		8/2	
K3/50, 4.0 kV.		8/8	
K3/100, 8.0 kV.		14/8	
K3/160, 12.8 kV.		21/6	
K3/200, 16 kV.		26/-	

MANUFACTURER'S SURPLUS R.F. E.H.T. OSCILLATOR COILS
Doublers type, 6-9 kV. Uses 1 or 2 EY51's. **LASKY'S PRICE 12/6.**

HEARING AIDS
By well known manufacturer. In metal case 2½ x 4½ x 1in. Complete with batteries and 3 subminiature valves. Fitted with internal crystal microphone. Used and soiled condition. **LASKY'S PRICE 39/6.** Post 2/6.
Earpiece and Cord. For use with hearing aid. **LASKY'S PRICE 17/6.**

INTERCOM. UNITS
4-station operation. For use on A.C./D.C. mains 200-250 volts. Complete, with 3 valves. Fitted in attractive plastic cabinet. **MAS-TER UNIT £5/19/6.** Carr. 5/- extra.
Extension Units, Price 21/- each complete. Carriage 2/- each extra.

P.M. LOUDSPEAKERS
All with 3 ohm speech coil.
3½in., 14/6. 5in., 14/6. 8in., 19/11.
4in., 12/6. 6½in., 15/- . 10in., 19/6.

ENERGISED SPEAKERS
8in. with O/T 600 ohm field, 15/6
8in. less O/T 600 ohm field, 12/6
8in. less O/T 1,200 ohm field, 12/6. 6½in. with O/T 600 ohm field, 14/-.

SPECIAL OFFER. 12 INCH CATHODE RAY TUBES.
Standard types, suitable for T.V. LIMITED QUANTITY. **LASKY'S PRICE £12/19/6.** Carriage and insurance 15/- extra.

ION TRAPS. All types, 3/-			
ARMOUR PLATE GLASS			
16in. Actual size 17½in. x 15½in. x ½in.		7/11	
15in. Actual size 16½in. x 13in. x ½in.		6/11	
12in. Actual size 13in. x 10½in. x ½in.		4/-	
9in. Actual size 9in. x 8in. x ½in.		3/-	

TRIPLEX DARK SCREEN FILTERS			
14 x 12½ x ¾in.		7/6	
15½ x 13½ x ¾in.		9/6	
Postage and packing 5/- per piece extra. (This charge is necessary owing to extra packing required).			

PERSPEX IMPLOSION GUARDS, incorporating escutcheon and filter plate.			
12in.		7/6	
12in. de Luxe.		15/-	
16in. de Luxe.		17/6	

C.R.T. MASKS. Brand New LATEST ASPECT RATIO			
9in.		7/-	
10in.		7/6	
12in. Rubber		15/-	
12in. Old Ratio.		9/6	
12in. Escutcheon mask, with Perspex filter. 12/6			
14in. Rectangular		12/6	
15in. Cream rubber		17/6	
16in. Plastic, white		12/6	
17in. Rectangular		15/-	

TELESCOPIC AERIAL MASTS
As previously advertised Complete. **LASKY'S PRICE 25/-** Carriage 2/6 extra.

MANUFACTURERS' SURPLUS T.V. COMPONENT BARGAINS

WIDE ANGLE 38mm.

Line E.H.T. trans., ferro-cube core. 9-16 kV.	25/-
Scanning Coils, low imp. line and frame	25/-
Frame Output Transformer Scanning Coils low imp. line and frame	10/6
Frame blocking osc. transformer	4/6
Line Blocking osc. transformer, caslam cored.	4/6
Focus Magnets Ferroxdure P.M. Focus Magnets. Iron Cored	19/6
Duomag Focalsers	29/6
300 m/a. Smoothing chokes Electromagnetic focus coil, with combined scan coils	15/-

STANDARD 35mm.

Line Output Transformers. No. E.H.T.	12/6
Line Output Transformers. 6-9 kV. E.H.T. and 6.3 v. winding. Ferroxcube.	19/6
Scanning coils. Low imp. line and frame.	12/6
Scanning Coils. Low imp. line and frame, by Igranite	14/6
Line blocking oscillator transformer	4/6
Frame blocking oscillator transformer	4/6
Frame output transformer.	7/6
Focus Magnets: Without Vernier	12/6
With Vernier.	17/6
Focus Coils. Electromagnetic 200 m/a. Smoothing chokes 10/6	

AERIAL ROD SECTIONS
Steel, heavily copper plated. 12in. long, ½in. diameter. Any number may fitted together. **PRICE 2/6 per doz. POST FREE.**

MAINS TRANSFORMERS
All 200-250 v. 50 c.p.s. primary Finest quality, fully guaranteed.
MBA/3. 350-0-350 v. 80 mA. 6.3 v. 4 a., 5 v. 2 a. Both filaments tapped at 4 volts. An ideal replacement trans. 18/-.

MBA/6. 325-0-325 v. 100 mA. 6.3 v. 3 a., 5 v. 2 a. With mains tapping board. Price 22/6.

MBA/7. 250-0-250 v. 80 mA. 6.3 v. 3 a., 5 v. 2 a. Both filaments tapped at 4 volts. 18/-.

MBA/8. SPECIAL OFFER
Drop through type. 235-0-235 v. 60 mA. 6.3 v. 3 a., 12/6.

MBA/9. 400-0-400 v. 60 mA. 6.3 v. 1 a., 4 v. 2.5 a. Price 12/6.
AT/3. Auto transformer. 0-10-120, 200-230-240 volts 100 watts Price 17/6.

CLOSED FIELD SPEAKERS
6½in. 18/6
8in. round and 6½in. Elliptical. 19/11.

CYLDON 5-CHANNEL SWITCHED TELETUNERS

Brand new. Instant and positive selection of any one of the 5 B.B.C. television channels, by a single control knob. Uses EF.80 or 6BW7
RF pentode and ECC81 or 12AT7 Double Diode Triode as frequency changer. Tuning is obtained by switching incremental inductances. Size 4½ x 2½ x 2½in. Spindle 2½in. long ½in. diameter. I.F. Output 9.5-14 Mc/s., noise figure on all channels better than 10.5dB, I.F. rejection better than 45dB on all channels. Power gain 24dB. **LASKY'S PRICE, less valves, 12/6. POST FREE.** Complete with valves. 37/6. **POST FREE.**

TAPE RECORDER AMPLIFIERS. Complete with 5 valves: 2 6SN7, 2 6V6, 1 5Z4. Twin inputs, also volume control and record level. On aluminium chassis, size 11½ x 2½ x 9in. Complete with valves and 8in. speaker. Totally enclosed in case. **LASKY'S PRICE £9/19/6.** Less cover £8/15/-.
Less cover and head lift transformer £7/15/- . Carriage 5/- per unit extra.

LASKY'S RADIO

LASKY'S (Harrow Road) Ltd.,

370 HARROW RD., PADDINGTON, LONDON, W.9 (Opposite Paddington Hospital)

Telephone: CUNningham 1979/7214.

Another branch for personal callers:—42 TOTTENHAM COURT ROAD, LONDON, W.1.

Telephone: MUScum 2605 & LANgham 1152. Please Add a Reasonable Amount For Postage.

SELENIUM RECTIFIERS

L.T. Types		H.T. Type H.W.	
2/6 v. 1/2 a.h.w.	1/9	120 v. 40 mA.	3/11
6/12 v. 1/2 a.h.w.	2/3	250 v. 50 mA.	5/9
F.W. Bridge Types			
6/12 v. 1 a.	5/4	250 v. 80 mA.	7/9
6/12 v. 1.5 a.	7/9	RM2 125 v. 100 mA.	3/11
6/12 v. 2 a.	9/9	RM3 125 v. 120 mA.	5/9
6/12 v. 3 a.	12/3	RM4 250 v. 250 mA.	11/9
6/12 v. 4 a.	14/9	300 v. 275 mA.	12/11
6/12 v. 6 a.	19/9		
6/12 v. 10 a.	29/9		

CO-AXIAL CABLE. 75 ohms 1/4 in., 7d yard. Twin screened feeder, 9d. yd.

RHEOSTATS (VARIABLE RESISTORS)
2 ohms 5 amps, 6/9; 0.4 ohm 25 a., 8/9; 10 ohm 3 amps., 8/9; 60 ohms 1.5 amps, 14/9.

SILVER MICA CONDENSERS. 5, 10, 15, 20, 25, 30, 35, 50, 100, 120, 150, 180, 200, 230, 300, 330, 400, 470, 500, 1,000 pfd. (.001μF), .002 mfd. (2,000 pfd.). All at 5d. each, 3/9 dozen one type.

DIAL BULBS, M.E.S., 8 v. 0.15 a., 6/9 doz. 6.5 v. 0.15 a., 6/9 doz. 4.5 v. 0.3 a., 6/9 doz.

ELECTROLYTICS (Current production) NOT ex Govt.

Tubular Types		Can Types	
8μF 450 v.	1/11	16 mfd. 350 v.	1/11
8 mfd. 500 v.	2/6	16μF 450 v.	2/9
16μF 350 v.	2/3	24μF 350 v.	2/11
16μF 450 v.	2/9	32μF 350 v.	2/11
16μF 500 v.	3/9	32 mfd. 450 v.	4/9
24μF 350 v.	3/3	64 mfd. 450 v.	4/9
32μF 360 v.	3/9	8-8μF 350 v.	3/9
32 mfd. 500 v.	5/9	8-8μF 450 v.	3/11
8-16μF 500 v.	4/11	8-8 mfd. 500 v.	4/9
25μF 25 v.	1/3	8-16μF 450 v.	2/11
50μF 12 v.	1/3	10-16μF 450 v.	4/11
50μF 50 v.	2/3	16-32μF 350 v.	4/9
Can Types			
8 mfd. 350 v.	1/3	16-32 mfd. 450 v.	4/9
8 mfd. 450 v.	2/3	32-32μF 350 v.	4/9
8 mfd. 500 v.	2/9	32-32μF 450 v.	5/11

AMPLIFIER OR CHARGER CASES. Size 14 1/2 x 5 1/2 x 7 1/2 in. high. Strongly made in perforated steel. Grey enamel finish. Only 1/6.

VOLUME CONTROLS with long spindles, all values, less switch, 2/9; with S.P. switch, 3/9.

WIRE WOUND POTS: 20 ohms, 500 ohms, 5K, 20K, 50K, 100K (medium length spindles), 2/9. 220 ohms, 2K, 10K, 20K, 50K, Preset type, 1/9 ea.

AMMETERS. Moving coll. G.E.C. 0-5 amps., 2in. scale, 11/9.

EX-GOVT. E.H.T. SMOOTHING CONDENSERS
25 mfd. 4,000 v. Blocks..... 4/9
5 mfd. 2,500 v. Blocks..... 3/9
5 mfd. 3,500 v. Cans..... 3/3
1 mfd. plus 1 mfd. 8,000 v., large blocks (common negative isolated)..... 9/6
1.5 mfd. 4,000 v. blocks..... 5/9

EX-GOVT. ACCUMULATORS with non-spill vents Unused and guaranteed. 2 v. 10 A.H. 5/9 each

EX-GOVT. BLOCK PAPER CONDENSERS
2 mfd. 800 v. 1/9
4 mfd. 500 v. 2/9
4 mfd. 730 v. 3/9
4 mfd. 1,500 v. 4/9
4 mfd. 400 v. plus 2 mfd. 250 v. 1/11.

EX-GOVT. AUTO TRANSFORMERS 50 c/s.
15-10-5-0-195-215-235 v., 500 watts..... 27/9
Double Wound 220/240 v. input. Output 57.5 v. to 230 v. 21 amps in steps of 11 v. 28/15
Double Wound 10-0-200-220-240 v. to 10-0-275-295-315 v. 1,000 watts..... 69/6
0-110-190-230 v. 1,400 watts..... 49/6

M.E. SPEAKERS. All 2-3 ohms. 8in. Rola-field 700 ohms, 11/9. 8 In. R.A. field, 600 ohms, 11/9. 10in. R.A. field, 1,500 ohms 23/9. 10in. R.A. field 1,000 ohms, 23/9. **SPECIAL OFFER.** Mains Trans. 200-250 v. 50 c/s. Primary. Secs. 300-0-300v. 150 mA. 6.3 v. 4 a. 5 v. 3 a., Half shrouded drop through, 21/9.

H.T. ELIMINATOR AND TRICKLE CHARGER KIT with case, Mains input 200-250 v. Output 120 v. 40 mA. and 2 v. 1/2 a. Price with circuit 29/6. Or in working order, 37/6.

R.S.C. TRANSFORMERS

FULLY GUARANTEED, INTERLEAVED AND IMPREGNATED

MAINS TRANSFORMERS
Primaries 200-230-250 v. 50 c/s.

FULLY SHROUDED UPRIGHT MOUNTING

250-0-250 v. 60 mA., 6.3 v. 2 a., 5 v. 2 a., Midget type, 21-3-3in.	16/9
350-0-350 v. 70 mA., 6.3 v. 2 a., 5 v. 2 a.	18/9
250-0-250 v. 100 mA., 6.3 v. 4 v. 4 a., c.t., 0-4-5 v. 3 a.	23/9
250-0-250 v. 100 mA., 6.3 v. 4 a., 5 v. 3 a.	22/9
250-0-250 v. 100 mA., 6.3 v. 6 a., 5 v. 3 a. for R1355 conversion.	29/6
300-0-300 v. 100 mA., 6.3 v. 4 a., 5 v. 3 a.	22/9
300-0-300 v. 100 mA., 6.3 v. 4 v. 4 a. c.t., 0-4-5 v. 3 a.	23/9
350-0-350 v. 100 mA., 6.3 v. 4 a., 5 v. 3 a.	22/9
350-0-350 v. 100 mA., 6.3 v. 4 v. 4 a. c.t., 0-4-5 v. 3 a.	23/9
350-0-350 v. 150 mA., 6.3 v. 4 a., 5 v. 3 a.	31/6
350-0-350 v. 150 mA., 6.3 v. 2 a., 6.3 v. 2 a., 5 v. 3 a.	33/9
350-0-350 v. 250 mA., 6.3 v. 6 a., 4 v. 8 a., 0-2-6 v. 2 a., 4 v. 3 a., for Electronic Eng. Televisor	69/6
425-0-425 v. 200 mA., 6.3 v. 4 a., c.t., 6.3 v. 4 a. c.t., 5 v. 3 a., suitable Williamson Amplifier, etc.	47/9
425-0-425 v. 250 mA., 6.3 v. 6 a., 6.3 v. 6 a., 5 v. 3 a.	63/6

TOP SHROUDED DROP THROUGH TYPE

250-0-250 v. 70 mA., 6.3 v. 2.5 a.	12/11
200-0-200 v. 70 mA., 6.3 v. 2 a., 5 v. 2 a.	15/9
350-0-350 v. 80 mA., 6.3 v. 2 a., 5 v. 2 a.	17/6
275-0-275 v. 80 mA., 6.3 v. 3 a., 4 v. 2.5 a.	14/11
250-0-250 v. 100 mA., 6.3 v. 4 a., 5 v. 3 a.	21/9
300-0-300 v. 100 mA., 6.3 v. 4 v. 4 a. c.t., 0-4-5 v. 3 a.	21/9
350-0-350 v. 100 mA., 6.3 v. 4 a., c.t., 5 v. 3 a.	21/9
350-0-350 v. 150 mA., 6.3 v. 2 a., 6.3 v. 2 a., 5 v. 3 a.	29/11
350-0-350 v. 150 mA., 6.3 v. 4 a., 5 v. 3 a.	26/9

E.H.T. TRANSFORMERS. 2,500 v. 5 mA., 2-0-2 v. 1.1 a., 2-0-2 v. 1.1 a., for VCR97, VCR517 or ACR2X..... 36/6

FILAMENT TRANSFORMERS
Primaries 200-250 v. 50 c/s.

6.3 v. 1.5 a.	5/9	0-4-6.3 v. 2 a.	7/9
6.3 v. 3 a.	8/11	6.3 v. 6 a.	17/6
12 v. 1 a.	7/11	12 v. 3 a. or 24 v. 0.2-4-5-6.3 v. 4 a.	16/9
6.3 v. 2 a.	7/6	1.5 a.	17/6

CHARGER TRANSFORMERS
All with 200-230-250 v. 50 c/s Primaries: 0-0-15 v. 1.5 a., 12/9; 0-0-15 v. 3 a., 16/9; 0-0-15 v. 6 a., 22/9; 0-4-0-15-24 v. 3 a., 22/9.

ELIMINATOR TRANSFORMERS
Primaries 200-250 v. 50 c/s. 120 v. 40 mA. 7/11
120 v. 40 mA. 5-0-5 v. 1 a. 14/9

OUTPUT TRANSFORMERS
Midget Battery Pentode 66: 1 for 3S4, etc. 3/6
Small Pentode, 5,000Ω to 3Ω..... 3/9
Standard Pentode, 6,000Ω to 3Ω..... 4/9
Standard Pentode, 9,000Ω to 3Ω..... 4/9
Standard Pentode, 10,000 ohms to 3 ohms 4/9
Multi-ratio 40 mA. 30: 1, 45: 1, 60: 1, 90: 1, Class B Push-Pull..... 5/6
Push-Pull 8 Watts 6V6 to 3 ohms..... 8/9
Push-Pull 10-12 Watts 6V6 to 3Ω or 15Ω..... 15/9
Push-Pull 10-12 Watts to match 6V6 to 3-5-8 or 15Ω..... 16/9
Push-Pull 15 Watts 6L6s, KT66s, etc. to 3 or 15 ohms..... 19/9
Push-Pull 20 Watts high-quality sectionally wound 6L6, KT66, etc., to 3 or 15Ω..... 47/9
Williamson type, exact to author's spec. 85/-

SMOOTHING CHOKES

250 mA., 3 H. 50 ohms	11/9
150 mA., 7-10 H. 250 ohms	11/9
100 mA., 10 H. 200 ohms	8/9
80 mA., 10 H. 350 ohms	5/6
60 mA., 10 H. 400 ohms	4/11
50 mA., 40 H. 1,000 ohms. Potted	10/9
20 mA., 30 H. 1,000 ohms	4/9

MICROPHONE TRANSFORMERS
100:1 5/9

THE SKY CHIEF T.R.F. RECEIVER



A design of a 4-stage, 3 valve 200-250 v. A.C. Mains receiver with selenium rectifier. For inclusion in any of cabinets illustrated above. It consists of a variable Mu high gain H.F. stage followed by a low distortion grid detector triode. The next stage is a further triode amplifier with tone correction by negative feedback. Finally comes the output stage consisting of a parallel connected double triode giving ample output at an extraordinary low level of distortion. Point to note, wiring diagrams instructions, and parts list, 2/6. This receiver can be built for a maximum of £4/16/- including cabinet.

P.M. SPEAKERS. All 2-3 ohms. 5in. Goodmans, 15/9. 6in. Plessey 16/9. 8in. Plessey, 15/9. 10in. R.A., 26/9. 10in. Plessey 18/6. 10in. Rola with Trans. 29/6.

R.S.C. BATTERY CHARGER KITS. For mains input 200-250 v. 50 c/s. To charge 6 v. accumulator at 2 amps., 25/9. To charge 6 v. or 12 v. battery at 2 a., 31/6. To charge 6 v. or 12 v. battery at 4 a., 49/9.



FORMER, FULL WAVE METAL RECTIFIER, FUSES, FUSE-HOLDERS AND CIRCUIT. Any type assembled and tested for 6/9 extra.

ASSEMBLED BATTERY CHARGER. For Mains 200-250 v. 50c/s. Variable output up to 4 amps., at 6 v. or 12 v. Fitted with 5 amp. Meter. Attractive crackle finished case, 69/6.

EX. GOVT. MAINS TRANSFORMERS

All 230 v. 50 c/s. input

250-0-250 v. 40 mA., 6.3 v. 2 a., 5 v. 2 a.	9/11
9.3 v. 4 a.	9/9
48 v. 1 a.	9/6
0-11-22 v. 15 a.	35/9
0-11-22 v. 30 a.	72/6
16-18-20 v. 35 a.	79/6
7.7 v. C.T. 7 amps 4 times	25/9
460 v. 200 mA., 6.3 v. 5 a.	27/9
385-0-385 v. 150 mA.	6/9
300-0-300 v. 80 mA., 5 v. 3 a.	8/11
278-0-278 v. 100 mA.	8/9
300-0-300 v. 150 mA., 610-0-610 v. 150 mA., 1,220 v. 350 mA.	29/9
400 v. C.T. 150 mA. 4 v. 6 a., 6.3 v. 6 a., 6.3 v. 0-6 a., 4 v. 6 a., 4 v. 3 a., 4 v. 3 a., 5 v. 2 a.	22/9

EX-GOVT. SMOOTHING CHOKES

250 mA., 10 H. 50 ohms	14/9
250 mA. 10 H. 100 ohms	14/9
250 mA. 3 H. 50 ohms	8/9
150 mA. 10 H. 50 ohms	10/11
100 mA. 10 H. 100 ohms, Tropicalised	6/9
100 mA. 5 H. 100 ohms, Tropicalised	3/11
50 mA. 50 H. 1,000 ohms. Potted	8/11
90/100 mA. 10 H. 100 ohms. Potted	8/9
50 mA. 5-10 H.	2/9
L.T. type 1 amp.	2/9


EX-GOVT. TRANSMITTER-RECEIVER TYPE TR9D, complete with all valves, only 47/9, plus carr. 5/-.

CHASSIS

18 s.w.g. undrilled aluminium amplifier type (4-sided)	6/11	18 s.w.g. aluminium, receiver type.	
12in. x 9in. x 2 1/2in.	6/11	12in. x 8in. x 2 1/2in.	5/3
14in. x 9in. x 2 1/2in.	6/11	16in. x 8in. x 2 1/2in.	7/6
14in. x 10in. x 3in.	7/11	20in. x 8in. x 2 1/2in.	8/11
16in. x 10in. x 3in.	8/3		
18 s.w.g. aluminium receiver type.		16 s.w.g. aluminium, amplifier type, 4-sided.	
6in. x 3 1/2in. x 1 1/2in.	1/11	12in. x 8in. x 2 1/2in.	7/11
7 1/2in. x 4 1/2in. x 2in.	2/9	16in. x 8in. x 2 1/2in.	10/11
10in. x 5 1/2in. x 2in.	3/3	20in. x 8in. x 2 1/2in.	13/6
11in. x 6in. x 2 1/2in.	3/11	14in. x 10in. x 3in.	13/6

R.S.C. HIGH FIDELITY 25 watt AMPLIFIER A 4

A NEW DESIGN FOR 1955 HIGH GAIN "PUSH PULL OUTPUT." BUILT-IN PRE-AMP. TONE CONTROL STAGES. INCLUDES 7 B.V.A. valves, sectionally wound output transformer, block paper reservoir condenser, and reliable small components. AN INPUT OF ONLY 20 millivolts IS REQUIRED FOR FULL OUTPUT. THIS MEANS THAT ANY TYPE OF MICROPHONE OR PICK-UP IS SUITABLE. Two separate inputs controlled by separate volume controls allow simultaneous use of "Mike" and Gram., or Tape and Radio, etc., etc. Individual controls for Bass and Treble "lift" and "cut." Six negative feedback loops giving total of 24 D.B. Frequency response ± 3 D.B. 30-20,000 c/cs.



Hum level 66 D.B. down. Certified total harmonic distortion of only 0.35% measured at 10 watts. Comparable with the very best designs. SUITABLE FOR SMALL HOMES OR LARGE HALLS, CLUBS, GARDEN PARTIES, DANCE HALLS, etc., etc. For ELECTRONIC ORGAN OR GUITAR. For STANDARD OR LONG PLAYING RECORDS. Size approx. 12in. x 10in. x 9in. Weight 20 lb. Power consumption 175 watts. Outputs for 3 and 15 ohms speakers. The kit is complete in every detail. Chassis is fully punched. Easy to follow point-to-point wiring diagrams, are supplied. EXTRA HIGH SENSITIVITY, HIGHEST QUALITY for 9 Gns., plus carr. 7/6. Or assembled ready for use 50/- extra.

H.P. terms now available on request.

W.B. "STENTORIAN" High fidelity P.M. Speaker, HF1012, 10 watts. 15 ohm (or 3 ohm) speech coil. Where a really good quality speaker at a low price is required we highly recommend this unit with an amazing performance. £3/13/6.

MICROPHONES. Crystal, hand type, good quality, £2/19/6. Stand type with base and adjustable stand, £6/19/6. Both suitable for use with our amplifiers.

PLESSEY 3-SPEED MIXER AUTOCHANGERS with high impedance magnetic pick-up with duo point alloy stylus for long playing or standard records. (Will play 2,000 records before replacement stylus required.) Brand new, cartoned, guaranteed. Limited stocks at only 10 gns., plus 5/- carr.

COLLARO TAPE DESK MOTORS. Shaded pole type. Clockwise or anti-clockwise. Mains input 110-200-250 v. 31/6.

H.M.V. LONG PLAYING RECORD TURNTABLE COMPLETE WITH CRYSTAL PICK-UP (SAPHIRE STYLUS). Speed 33½ r.p.m. BRAND NEW, CARTONED. Only £3/19/6 (approx. half price). Carr. 5/-. (For 200-250 v. A.C. Mains).

A PUSH-PULL 3-4 WATT HIGH-GAIN AMPLIFIER FOR £37/6

For mains input 200-250 v. 50 c/s. Complete kit of parts including point-to-point wiring diagrams and instructions. Amplifier can be used with any type of feeder unit or pick up. This is not A.C./D.C. with "live" chassis but A.C. only with 400-0-400 v. Trans. Output is for 2-3 ohm speaker. (We can supply a very suitable 10in. unit by Rola at 27/9.) The amplifier can be supplied ready for use for 25/- extra. Full descriptive leaflet, 7d.

R.S.C. TONE CONTROL-PRE-AMP. UNIT. A complete set of parts for the construction of a very efficient but simple pre-amplifier and tone control unit. For use with any amplifier and pick-up. Fil. supply self-contained. Size 7½-5-5½in approx. Descriptive leaflet 9d. Price, inc. wiring diagrams, 37/6. Ready for use, 15/- extra.



R.S.C. MASTER INTERCOMM. UNIT, with provision for up to 4 "Listen-Talk Back Units" individually switched. A high gain amplifier enables speech and other sounds emanating from the rooms containing remote control units to be heard at the master control. The unit is in kit form and point-to-point wiring diagrams are supplied. A walnut veneered wood or Brown Bakelite cabinet is included. Mains input is 200-250 v. 50 c/s. H.T. line 300 v. CHASSIS IS NOT "ALIVE" Ideal also for use as "Baby Alarm" Sound amplification 4 watts. Price only £5/19/6. "Listen-Talk Back Unit" in bakelite or walnut veneered cabinet, can be supplied at 30/- each. Full descriptive leaflet 10d. The Master Unit can be supplied assembled and tested for 30/- extra.

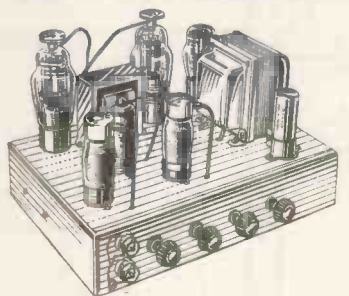
PERSONAL SET BATTERY SUPERSADER KIT.



All parts for an "All Dry" Battery Eliminator. Complete with case. Supplies 00 v. 10 mA. and 1.4 v. 250 mA. fully smoothed, from normal. 200-250 v. 50 c/s mains. For 4-valve superhet receivers. Price with circuit, 35/9. Or ready for use, 42/6. Size of unit 5½-4-1½in.


BATTERY SET CONVERTER KITS. All parts for converting any type of battery receiver to all mains, A.C. 200-250 v. 50 c/s. Kit will supply fully smoothed H.T. of 120 v. 90 v. or 60 v. at up to 40 mA., and fully smoothed L.T. of 2 v. at 0.4 a. to 1 a. Price complete with circuit and instructions only 48/9. Supplied ready for use for 8/9 extra.

R.S.C. 10-watt "Push-Pull" HIGH-FIDELITY AMPLIFIER A3



Complete with integral pre-amp. Tone control stage (as A11 amplifier), using negative feedback, giving humproof individual bass and treble lift and cut tone control. Six Negative Feedback Loops. Completely negligible hum and distortion. Only 130 millivolts input required for full output Frequency response ± 3 db. 30-20,000 c.p.s. Two independently controlled inputs. Six valves, A.C. mains 200-230-250 v. input only. Outputs for 3 or 15 ohms speakers. Kit of parts complete in every detail, £7/19 6, plus 5/- carriage, or ready for use, 45/- extra. Descriptive leaflet 1/-.

FOUR STAGE RADIO FEEDER UNIT.



Design of a HIGH FIDELITY, L. and M. wave T.R.F. Unit with self-contained heater supply and thorough H.T. decoupling. Only 250-400 v. 15-20 mA. H.T. required from main amplifier. Three valves and Low Distortion Germanium Diode Detector. Flat topped response characteristic. Loaded H.F. coils. Two variable Mu controlled H.F. stages, 3 gang condenser tuning. Cathode follower output stage. Switch position for Gram. and Gram. input and output sockets. Performance comparable with the best in Feeder Units. For A.C. mains 200-230-250 v. operation. Size 11-8-7½in. Illustration, full set of easy-to-follow wiring diagrams and instructions and individually priced parts list 2/6. This unit can be built for only £3/15/-, including Dial and Drive Knobs and every item required.

Radio Supply Co. (LEEDS) LTD.

32 THE CALLS. — LEEDS, 2.

Terms C.W.O. or C.O.D. No C.O.D. under £1. Postage 1/- extra under 10/-, 1/6 extra under £2, 1/11 extra under £3. Full Price List 6d. Trade List 5d. Open to Callers: 9 a.m. to 5-30 p.m. Saturdays until 1 p.m.

GLYNE RADIO LTD.



18, TOTTENHAM COURT ROAD, LONDON, W.1

MUSeum 5929/0095.

All goods specially selected for quality and value. Prompt Service—Money-back guarantee—It will pay you to visit our new rebuilt shop premises. Situated 50 yds. only from Tottenham Court Road Tube! (Genuine).

F.M.!! (Frequency Modulation)

We are pleased to announce our complete Kit for the "Denco" F.M. Feeder Unit. This unit provides an A.F. output suitable for feeding into the audio section of a standard broadcast receiver where triode/pentode output are available. Within an average of 30 miles from a V.H.F. transmitter one I.F. stage should be adequate, but our complete Kit supplied includes all components and valves for an extra I.F. stage if necessary, or if the unit is used at greater distances. Full Constructional details, theoretical circuit, and point-to-point wiring diagram can be supplied for 1/6 post free, or the complete Kit right down to the last nut and bolt, at only 28/7/6, plus 2/6 packing and postage. This unit can be supplied if desired, ready assembled, aligned and tested, at 28/10/- plus 2/6 P. & P.

If required we shall be pleased to align this unit for constructors not possessing the necessary equipment, for a charge of 7/6. N.B.—Valve line-up is 6AM6, 12AH8, 2-8BA6 and 6AL5. Chassis measures only 6 1/2 in. x 5 1/2 in. x 1 1/2 in. Demonstrations at 18, Tottenham Court Road!



HIRE PURCHASE
We are pleased to announce advantageous hire purchase facilities on any single item over £10. Ask for details, mentioning what you are interested in.

TAPE RECORDING EQUIPMENT. We can offer a well constructed cabinet handsomely finished in grey or brown, resins made specifically to take Truvox or Wearite Tape Decks. Measures 22in. x 14in. x 9 1/2 in. deep. Completely portable, shows attractive speaker grille at one end, to take 8 in. speaker. This cabinet is especially made to take in addition to the above decks, the very latest ELFICO tape amplifier (Mk. V) at £18/10/-. Price of cabinet 79/6, plus P. and P.

N.B.—We can supply from stock the latest Truvox and Wearite Tape Decks at 22 guineas and £35 respectively. Reduction of 20/- on cabinet if purchased at the same time as either of these tape decks! N.B.—We can also supply from stock the astounding Truvox Radio Jack. Overall length 4 1/2 in. x 2 1/2 in. x 2 1/2 in. Just plug into your tape recorder or any suitable amplifier to receive direct reception from any two local stations, or to make recordings (in the case of tape recorder) of any of the programmes radiated by the selected stations. Price only 23/6/4 tax paid, or send stamp for illustrated leaflet.

We also have in stock Elpico new tape deck at £19/19/-. Truvox Tape Amplifier type "C" at £16/18/- especially for use with Truvox Deck. Truvox Telephone adaptor at £22/-; also Dictation Attachment at £24/4/-.

SPECIAL PURCHASE. We can offer strictly limited supply of "Limpet" telephone tape recorder attachments. Simply stick rubber suction pad to base of telephone and plug in to input-jack on your tape recorder. This automatically records incoming telephone conversation. Our price absolutely complete with lead and jack plug. 17/6 only, post free!

Manufacturer's surplus high-quality crystal microphone type HMT for hand or stand use. A few only at 5/6/- post free. We also have a limited number of Ronette twin cell crystal microphone inserts at 23/6.



Carrying cases in black leatherette finish. An extremely well-made case with chrome locks and corner pieces for extra strength. This cabinet will house any 12in. Hi-Fi speaker, but can be put to a number of uses. Front panel and lid are removable, and the cabinet is packed in a strong cardboard container for carrying purposes. Size: 18 1/2 in. x 10 in. x 16 1/2 in. high, 55/-, plus 8/- post and packing.

45 Mc/s PVE STRIP.—Brand new complete with 6 v.ee type EF30 and one EA50. 70/- only.


METER SPECIAL! We have a limited quantity of aircraft electrical thermometers. Brand new, by Weston. 2in. moving coil meter, flush square fitting. These meters have a luminous scale graduated 40-140 degrees centigrade, but the full scale deflection is approximately 150 microamps! Price 12/6 each only, plus 1/- P. & P.

VIBRATOR PACK. Brand new, by Mallory. 12 volt input, 150 v. 40 mA. output. Complete with synchronous vibrator, 27/6.

SPECIAL PURCHASE!

DECCA THREE-SPEED GRAM UNITS
A three-speed quality single player motor complete with 10in. turntable and pickup, with the two famous H.R. magnetic plug-in heads type C and D, fitted with sapphire styli. Modern Decca cantilever type counter-balanced pickup arm. Matches the circuit of almost any radiogramophones or record reproducer. The first step towards the achievement of high-fidelity reproduction when used with amplifiers specially designed for this purpose. Automatic stop of entirely new design. Base-plate measures 12 1/2 in. x 11in. Height above motor board 2 1/2 in. and 3in. clearance required below. List price £13/19/6, our price only 27/19/6 tax paid, plus 5/- packing and post. Cream finish. We can also supply this unit with the special "3-pin to ACOS" adaptor and two GP19 heads. Price the same 27/19/6!

ANOTHER GRAM UNIT BARGAIN!
Collaro RC/531—8 record auto-changer, for 78 r.p.m. Brand new complete with separate plug-in magnetic head. Our price 23/6/- only, plus 5/- p. & P. Collaro AC/54. Single record playing units for 78 r.p.m. Brand new in sealed cartons, with separate plug-in magnetic head. Our price 24/12/6 plus 3/- p. & P.



VERY SPECIAL HIGH-QUALITY RADIO-GRAM CHASSIS. We have purchased a limited quantity of these chassis by Britain's leading manufacturers of quality radiograms. Circuit is a 3-waveband five-valve superhet with A.V.C. Valves 6X86 frequency-changer 6B84 I.F. amplifier detector and 4V6 6SL7GT. Combined pick-up amplifier and A.F. Amplifier on Radio and Gram. 6V6G, beam-power output tetrode; 5Z4G full-wave rectifier.—Employing a special circuit for gramophone pre-amplification.—A continuously variable tone-control provides ample treble correction without accentuating the bass. Large glass dial, horizontal tuning measuring 1 1/2 in. x 3 1/2 in. Chassis measurement: 14 1/2 in. x 9 in. x 8in. This is a superior chassis designed to slot originally in a Radiogram case No. 278. Our price is £11/19/6 only, tax paid, plus 5/- packing and carriage. We will gladly demonstrate this chassis or any other working item from our stocks, to personal callers!

BRAND NEW C.R.T.S.— By leading manufacturer. 14KP4A. Latest type 14in. rectangular 6.3 v. heater. 12-14 Kv. in original sealed cartons. Limited quantity only at £13/19/6 plus 15/- packing, carriage and insurance.

AMERICAN INDICATOR UNIT TYPE BC928A. Brand new incorporating 3in tube 3BP1, with mu-metal shield, 2-68N7GT, 2-6B6GT, 6X6G, 2X3, 606G, 9 potentiometers, 24 v. aerial switch motor, transformer, and a host of small components. The whole unit which measures only 8 1/2 in. x 8 1/2 in. x 1 3/4 in. is brand new, enclosed in black crackle box, and can be supplied at 65/- plus 5/- p. & P.

BATTERY CHARGER 6/12V 4A. Attractive grey and red metal case. Fused in and out. Full charge or half charge. Complete with heavy duty crocodile clips. Not Ex-Govt. Fully guaranteed. £4/19/6.

6-VOLT VIBRATOR PACK. Ex-W.D. 6-volt input, output 140 v. 30 mA. Fully smoothed and rectified, incorporating Wearite 6 volt 4 pin vibrator type N8B6. Unit size only 6 1/2 in. x 5 in. x 2 1/2 in. Price 15/- plus 1/6 P. and P. New condition.

LIGHTWEIGHT CRYSTAL HEADPHONES. Brand new, by Rothenel. List price 70/-. Our Price 25/-! Limited supply.

HEADPHONES. Brand new, ex-Govt., by S. G. Brown. Type CLR. Low resistance, 7/8 per pair. Type CHR high resistance, 12/6 per pair. We can also supply very special brand new American ex-Govt. Lightweight high resistance phones by Trimm at 15/- per pair.

F.S.D.		Size	Type	Fitting	Price
50 microamp	D.C. 2 1/2 in.	M.C.	R.P.	50/-	
250 microamp	D.C. 2 1/2 in.	M.C.	P.R.	40/-	
500 microamp	D.C. 2 1/2 in.	M.C.	R.P.	19/6	
500 microamp	D.C. 2 1/2 in.	M.C.	F.R.	19/6	
500 microamp	D.C. 2 1/2 in.	M.C.	P.R.	35/-	
1 mA.	D.C. 2 1/2 in.	M.C.	F. Sq.	17/6	
1 mA.	D.C. 2 1/2 in.	M.C.	F. Sq. (scale calib. 1.5 kV.)	15/-	
1 mA.	D.C. 2 1/2 in.	M.C.	P.R.	22/6	
1 mA.	D.C. 2 1/2 in.	M.C.	Desk Type	27/6	
5 mA.	D.C. 2 1/2 in.	M.C.	F. Sq.	19/6	
10 mA.	D.C. 2 1/2 in.	M.C.	R.P.	7/6	
10 mA.	D.C. 2 1/2 in.	M.C.	F.R.	10/-	
15 mA.	D.C. 2 1/2 in.	M.C.	P.R.	7/6	
20 mA.	D.C. 2 1/2 in.	M.C.	F.R.	7/6	
50 mA.	D.C. 2 1/2 in.	M.C.	F. Sq.	8/6	
150 mA.	D.C. 2 1/2 in.	M.C.	F. Sq.	7/6	
200 mA.	D.C. 2 1/2 in.	M.C.	R.P.	10/-	
500 mA.	D.C. 2 1/2 in.	M.C.	R.P.	6/6	
500 mA.	D.C. 2 1/2 in.	M.C.	P.R.	8/6	
0.5 amp.	R.F. 2 1/2 in.	Thermo	F. Sq.	4/6	
1 amp.	R.F. 2 1/2 in.	Thermo	R.F. Sq.	10/-	
3 amp.	R.F. 2 1/2 in.	Thermo	F. Sq.	13/6	
5 amp.	D.C. 2 1/2 in.	M.C.	F. Sq.	7/6	
6 amp.	R.F. 2 1/2 in.	Thermo	F.R.	7/6	
20 amp.	D.C. 2 1/2 in.	—	R.P. (with shunt)	10/6	
15 volt	A.C. 2 1/2 in.	M.C.	F.R.	10/6	
20 volt amp.	D.C. 2 1/2 in.	M.C.	F. Sq.	7/6	
15-15 volt	D.C. 2 1/2 in.	M.C.	F. Sq.	17/6	
150 volt	D.C. 2 1/2 in.	M.C.	F.R.	15/-	
300 volt	D.C. 2 1/2 in.	M.C.	F. Sq.	8/6	

R.P. = Round projection. M.C. = Moving Coil. Thermo = Thermo-couple.
F. Sq. = Flush Square. P.R. = Flush Round.
METER RECTIFIERS. 1 mA. by G.E.C., at 8/6, also 5 mA. by Westinghouse at 8/6.

EX-W.D. CATHODE RAY TUBES. Guaranteed full picture. VCR97 at 40/-. VCR517C at 35/-. Also VCR139A—Ideal for oscilloscope 2 1/2 in. screen at 35/-. We also have VCR97 with slight cut-off, very suitable for oscilloscope, testing purposes, etc., at 15/- only. All these tubes are brand new, in original packing, and tested before despatch. Please add 2/6 packing and carriage for any of the above tubes.

R.F. UNITS. All new condition and complete. Case size 9 1/2 in. x 7 1/2 in. x 5 in. Type 24—20-30 Mc/s. 15/- Switched Tuning. Type 25—40-50 Mc/s. 19/6. Switched Tuning. Type 27—65-85 Mc/s. 45/- Variable Tuning. Type 28—30-65 Mc/s. Variable Tuning. 35/- We have a limited supply of Rf27 new condition and complete, but tuning dial damaged. Price only 30/- each. ALL these units Post Free!

TEST METER—EX ARMY. Direct readings 15 v. and 3 v. D.C., 6 mA. and 60 mA. D.C. current, 500 ohms and 5,000 ohms resistance ranges. Complete in bakelite case with web carrying strap. 19/6 plus 1/6 P. & P.

T154 TRANSMITTER UNIT. Medium/high-powered for C.W.-M.C.W. R/T. 3 ranges, 10-5 Mc/s, 8-3 Mc/s, 500-200 Mc/s. Absolutely complete; 4 valves, 2 meters, hundreds of resistors, condensers, etc., in wooden transit case. Price 39/6, plus 7/6 carriage and packing.

D.C. TEST METER EX-AIR MINISTRY TYPE E. BY AVO. Instrument size 4 1/2 x 3 1/2 in. x 1 1/2 in. Black Bakelite case. Meter scale length 3in. D.C. volts, 2 v., 4 v., 20 v., 40 v., 200 v., 400 v., 1,000 v., 2,000 v. D.C. current, 20 mA., 100 mA., 200 mA., 2 amp., 20 amp. Resistance scale, 0-10,000 ohms. These meters have all been reconditioned, and are guaranteed perfect. Supplied complete in leather carrying case at £3/19/6, plus 2/- P. & P. Limited quantity.

L.T. TRANSFORMER—ADMIRALTY. Heavy duty type, 180/230 v. input, 4.2 v. plus 4.2 v. at 10 amp. 25/- only, plus 1/6 P. & P.

HEATER TRANSFORMERS. Special Manufacturers' surplus. Brand new, tropicalized by Woden, for instrument work: Primary 0/110 v., 220/240 v., 380/440 v. Secondaries 0/10 v., 20 v., 30 v., 50 v., 100 v., 240 v. at 30 mA. 6.3 v. 45 A., 6.3 v. 0.9 A. 7/6 ea. only, plus 1/6 P. & P. Limited quantities.

R1155A RECEIVERS guaranteed serviceable in original packing cases. 27/19/6. Fully assembled Power Pack and output stage, to plug straight into R1155 for A.C. 200/350 volts. at 79/6. We have a few brand new R1155A at £11/19/6, also in original packing cases—Deduct 10/- if purchasing either receiver together with power pack. Plus 10/- packing and carriage.

Please add postage under £1. C.O.D. or Cash with order. C.O.D. charge extra—open 9 a.m.—6 p.m., Monday to Friday. Sorry but we close at 1.0 p.m. on Saturday.

The R.C. RAMBLER ALL-DRY PORTABLE KIT

Full assembly details with practical and theoretical diagrams can be supplied at 1/6 post free. This is a truly professional 4-valve superhet—all dry—for medium and long waves. A cream plastic top panel, with dial engraved in red and green, adds to the very imposing appearance of this model which is housed in an attractive cream and grey leatherette covered attaché-type cabinet, measuring only 8in. x 7in. x 5 1/2in. Weight (less batteries) 4 1/2 lb. with batteries 6 1/2 lb. This set really has everything! Built-in frame aerial, high quality, extremely sensitive, and very adequate volume from the 5in. speaker. Valve line-up: 3V4, 1R5, 18S, 1T4. All the required components, exactly as specified, including cabinet, can be supplied from stock at the special inclusive price of 27/7/- plus 2/6 P. & P. (less batteries). Use Ever Ready 90 v. H.T. type B136 at 9/3. Also L.T. 1.5 v. AD.35 at 1/4.

RAMBLER MAINS UNIT—At last we are able to offer our special mains unit kit for using our popular all-dry "Rambler" A.C. Mains. Complete kit which when assembled, fits snugly into battery compartment, can be supplied at 47/6, plus 1/6 packing and postage. Price includes all required components, and full assembly instructions.



THE "SUPERIOR FOUR" KIT. Our new four-valve receiver. A.C. mains, 200/250 v. M. and Long Waves. As with our very successful "Economy Four" all required components are supplied. Valve line-up: 2 6B07, 6X5GT and 6V6GT. Chassis ready drilled. Cabinet size, 10 1/2in. x 10in. wide. Maximum depth at base, 5in., tapering to 3 1/2in. at top. Sloping front. Very attractively finished in light walnut and peach. Each component brand new and tested prior to packing. Complete instruction booklet with practical and theoretical diagrams is provided. Booklet available at 1/6, post free. Our price for complete kit, 26/9/6 1/11. Please add 2/6 packing and carriage. If preferred, we can supply Cabinet, Assembly only, comprising Cabinet and bracket wavechange switch, dial, pointer, drum pulleys, drive spindle, drive spring and knobs, at 45/- plus 2/6 packing and carriage. N.B.—Our Kits are even supplied with sufficient solder for the job!

THE R.C. GRAM REPLACEMENT CHASSIS KIT

To meet the very great demand for this type of receiver, we have produced this unit. For Long, Medium, and Short Waves. Valve line-up: 6K8 Frequency changer, 6K7, I.F. Transformer, 6Q7, 1st Audio, Detector and A.V.C., 6V6 Output, 6X5 Full-wave rectifier. For A.C. mains 200/250 volts, 4 watts output. Excellent quality. High sensitivity. Provision for gram. Attractive illuminated black, red, green and gold dial, for horizontal tuning. Four controls are: Tuning, L/M/S/Gram, Vol./on/off, Tone (variable). Chassis size: 13 1/2in. x 5 1/2in. x 2 1/2in. Dial size: 10in. x 4 1/2in. Assembly is simplified by the use of a 3-waveband coil pack, and pre-aligned 465 Kc/s. I.F. transformers—high grade drop-through half-shrouded Mains Transformers with voltage adjuster panel. This chassis can easily be assembled in one evening. Illustrated pamphlet with full assembly instructions, practical and theoretical wiring diagrams and itemised price list, 1/6, post free. The main items for this receiver can be supplied separately, as per: Drilled chassis, complete with valve-holders, A/D panel, T/U panel, tuning condenser and ready-assembled dial and drive at 39/6. 3 waveband coil pack with gram position, 39/6, tax paid. Pair 6A, 465 Kc/s. I.F. Transformers, 9/6 pair. Half-shrouded drop-through Mains Transformer, 22/6. The total cost of ALL items purchased separately is nearly £10, but we shall be pleased to supply all the required components right down to the last nut and bolt, at a special inclusive price of 25/10/-, plus 2/6 packing and postage. A set of four small brown or cream engraved knobs for substitution is available at 1/2 each knob. This chassis is a professional job in every respect and can be seen and heard at our premises. This chassis can also be supplied, ready assembled, in very limited quantities, at 29/19/6 plus 5/- carriage and packing.



THE "ECONOMY FOUR" T.R.F. KIT
A three valve plus metal rectifier receiver. A.C. mains 200/250 v. Medium and Long waves. We can supply all required components right down to the last nut and bolt. Valve line-up: 5 K7, 6J7, and 6V6. Chassis ready drilled—Cabinet size 12in. long by 8in. high by 5in. deep—Choice of Ivory or brown bakelite, or wooden, walnut finish cabinet. Complete instruction booklet with practical and theoretical diagram. Each component brand new and tested prior to packing. Our price 25/10/- complete—Remember this set is being demonstrated at our shop premises. We proudly claim that our fully illustrated instruction booklet is the most comprehensive available for this type or receiver—Booklet available at 1/6 post free—this is allowed if kit is purchased later—Please, 2/6 packing and carriage for complete kit.

TELESCOPIQ AERIAL MAST. Ex-R.A.F. dinghy transmitter mast. Total length when extended, 17ft. Collapses into two sections each approx. 24in. Complete with dials and lashings, lightweight duralumin construction, diameter at thickest point, 1 1/2 in. approx tapering to 1/2 in. New condition. 32/6. Plus 2/- post and packing.

CO-AXIAL CABLE. Standard 80 ohms. brown, stranded centre conductor, 6d. per yard only! Not Govt. surplus. Min. 12 yds. We stock MICROPHONES by Lustraphone, Ronette, etc. and have available, ex-stock, the New ACOS Crystal Microphone Type MIO 35-1 at 25/- and MIC 33-1 at 50/-.

BRANDENBURG E.H.T. UNITS. 6-9 kv., 6 gns.; 13-16 kv., 9 gns.; 6-9 kv. coil, 39/-; 10-16 kv. coil, 55/- . Wiring diagram supplied.

DECCA LIGHTWEIGHT PICKUPS. Complete with either standard or L.P. Crystal Cartridge inserts. Complete with Best and Tracking Instructions, 32/6 plus 2/6 P. & P. Also their very latest type, as above, but with turn-over head, 47/8 only!

TWO GANG .0005 mfd. Absolutely standard with feet by Wingrove & Rogers. Long spindle, 6/6 each. Ditto by J.B. but complete with built-in trimmers, 8/6.

THREE GANG DITTO, less mounting feet 6/6 only.
22 SET POWER UNIT NO. 4MK1 ZA10478—Complete with 4 metal rectifiers each 250 v. 60 mA. 2-12 v. 4 pin Mallory Vibrators, transformer, condensers, resistors, signal 1 amp. indicator, etc., etc., in good condition. Complete in metal box size 10 1/2in. x 6in. x 8in. Weight 19lb., 27/6, plus 5/- P. & P.

VALVES. We have a very comprehensive stock of special purpose surplus valves at competitive prices. A stamp will bring Valve Price List.

L.T. RECTIFIERS TYPE R.K. A newly manufactured range, guaranteed 12 months
6 or 12 v. 1 a. F.W. bridge type 7/6
6 or 12 v. 1.5 a. 9/6
6 or 12 v. 2 a. F.W. bridge type 11/3
6 or 12 v. 4 a. F.W. bridge type 15/-
6 or 12 v. 6 a. F.W. bridge type 23/6

CHARGER TRANSFORMERS. Input 230 v.
6/12 v. 2 a. 11/9
6/12 v. 4 a. 17/6
6/12 v. 6 a. 25/-

COILS, P.C. MAIN FACTURER'S SURPLUS. Few only, iron-cored, 7 waveband (2 medium, 5 short wave), comprising 14 coils, trimmers, wave-change, switch, etc. etc., complete with copy of manufacturers' original circuit, 50/- only, tax paid. Completely assembled. Suitable Glass Dial, 3/6.



THE NEW R.C. HIGH-FIDELITY AMPLIFIER. P.P. 6V6 output. Preq. 25—18,000 cps.—60db at 64 watts. Treble boost and cut—Bass boost—L.P. correction. Provision for Feeder Unit Max. UNDISTORTED OUTPUT 84 watts. Price 14 gns., plus 7/6. NOW AVAILABLE. Kit of Parts, complete with fully illustrated instructions £11/19/6, plus 5/- carriage. Illustrated booklet, available separately at 2/6. Attractive metal cover, now available. With built-in carrying handle, 19/6.

24 VOLT ROTARY CONVERTER. Input 24 v. D.C. Output 200/250 v. A.C. 100 watts. Complete in black steel box 18 1/2in. x 1 1/2in. x 8 1/2in. Weight approx. 30 lb. Completely smoothed, incorporates SODIUM Lamp transformer. Brand new. 92/6.

F. TRANSFORMERS. SPECIAL OFFER. All iron-cored 465 Kc/s. Plesky—Iron-cored 2 1/2in. x 1 1/2in. x 1in. 7/6 pair. Philips 2 1/2in. x 1 1/2in. diameter (cylindrical), 7/6 pair. By Invicta—Cylindrical, 2 1/2in. x 1 1/2in. diameter, 8/6 pair. Also our own special ultra mid-set size, 1 1/2in. x 1 1/2in. x 1 1/2in. Only 9/9 per pair. By Wearite, Type 501 and 502. 12/6 per pair.

SPECIAL OFFER—Garrard AC/DC model "E" centre drive motor—for '78 rpm.—Speed regulator—Few only at 27/19/6, plus 2/6 packing and carriage. We also have in stock—Commoisseur 3-speed motors, pick-ups and heads by Garrard, Decca, Collaro, Acos, Chancery etc., etc., at current prices.

CABINETS. We can supply a cabinet for every requirement, Table Model, Extension Speaker, Portable Player, Console, even for Projection T.V!

STUPENDOUS HALF-PRICE OFFER!! DECCA SINGLE SPEED RECORD PLAYING DESKS 33A. Easily converted to either Standard or L.P. Price with one crystal cartridge of either type 24/19/6; or with both cartridges, 25/19/6. Plus 5/- P. & P.

POWER PACK TYPE 301. For 200/250 v. A.C. 50 cycle. Black case size 8 1/2in. x 6 1/2in. x 4 1/2in. Outputs 250 v. at 80 mA., 6.3 v. at 2.8 amps., 6.3 v. 6 amp. (for 6X5), 31 v. at 3 amps. Could be adapted for R1155, etc. Price, complete, 27/6 only plus 2/6 P. & P. A Bargain.

AMPLIFIER BARGAIN. Super quality push-pull 4 valve 4 watt amplifier. Ideal for record or radio tuner reproduction. Measures only 7 1/2in. x 7 1/2in. x 3 1/2in. Valve line-up EL42, EL42, EZ41, EC83, for use with one or two 3-ohm speakers. Price 27/7/- plus 3/- P. & P.



"CONTEMPORARY." A well made Cabinet in light wood, made especially to blend with this type of furniture. The motor board is uncut, and will accommodate most Radio Chassis and Auto-change units. Size: 30in. x 15in. x 29in. high. Price 25/15/-, plus 10/- post and packing.

SPECIAL! Console Cabinet veneered Mahogany instantly recognisable as a product of Britain's most famous High-Fidelity Radiogram manufacturers. Original cost over £60.

At present intended for projection T.V. Amplifier and Feeder Unit, but easily adapted for Radiogram, Tape Recorder, etc. Ample space for record storage, etc. Our price 218/15/-, but we regret callers only, in view of strictly limited stocks.

RECEIVER TYPE 25/73. (The receiver section of TR1196). Supplied complete with full data for conversion to 3-wave superhet receiver. Unit is complete with 6 valves 2-EF39, 2-EF36, EK32 and EBC33, also standard I.F.T.s 465 Kc/s. Price 27/6 plus 2/6 P. & P.

TR1196 TRANSMITTER PORTION. We can also supply the transmitter portion of the above receiver incorporating valves, EL39, EF50, CV501. Type 500 relay, transformer, coils, switches, etc. Limited quantity at 12/6 only, plus 2/6 P. & P.

ELPICO 4-WATT AMPLIFIER. AG/34. A small 3-stage 4-watt audio amplifier. AC 200/250 v. Output 4 watts. 2/3 ohm. Suitable for Radio Microphone or Gramophone input. Volume and Tone Controls—Valve line up. 6SL7, 6V6, 5Y3—Engraved front panel. Size of chassis only—7 1/2in. x 5 1/2in. Overall height—5 1/2in. Price 27/10/- . We have in stock the very latest "Elpico" Feeder Unit type RF720. Superhet for L. M. Short and Trawler Bands. Very attractive illuminated black and gold dial, for immediate use with any amplifier. 15 gns. tax paid.

PORTABLE CABINETS. Manufacturers' surplus. Well made brown rexine covered. Will take any standard single player with bottom clearance of 3in. Total size closed 15in. x 13 1/2in. x 5 1/2in. fitted with snap catches and carrying handle. 22/6 only, plus 2/6 P. & P.



POWER PACK TYPE 301. For 200/250 v. A.C. 50 cycle. Black case size 8 1/2in. x 6 1/2in. x 4 1/2in. Outputs 250 v. at 80 mA., 6.3 v. at 2.8 amps., 6.3 v. 6 amp. (for 6X5), 31 v. at 3 amps. Could be adapted for R1155, etc. Price, complete, 27/6 only plus 2/6 P. & P. A Bargain.

AMPLIFIER BARGAIN. Super quality push-pull 4 valve 4 watt amplifier. Ideal for record or radio tuner reproduction. Measures only 7 1/2in. x 7 1/2in. x 3 1/2in. Valve line-up EL42, EL42, EZ41, EC83, for use with one or two 3-ohm speakers. Price 27/7/- plus 3/- P. & P.

CLYNE RADIO LTD.

18, Tottenham Court Road, London, W.1.

SOMETHING FOR EVERYONE!

CONSTANT VOLTAGE TRANSFORMERS. Manufactured by SOLA of CHICAGO, U.S.A. Primary 90-125 v. or 190-250 v. Secondary 115 v. precisely at 2 KVA. Can be adjusted for 50 or 60 cycles operation. Primary and secondary are completely isolated, and for 230 v. output two can be used in series. Fully guaranteed. ONLY £21 each, or £40 per pair.

RF UNITS TYPE 26 and 27. For use with the R.1355 or any receiver with a 6.3 v. supply. These are the variable tuning units which use 2 valves EF54 and 1 of EC52. Type 26 covers 65-50 Mc/s (5-6 metres) and Type 27 covers 85-65 Mc/s (3.5-5.0 metres). Complete with valves, and BRAND NEW IN MAKER'S CARTONS. ONLY 35/- each.

I.F. STRIP 194. An easily modified strip recommended for T.V. constructors who want good results at moderate cost, or for those who have built televisions but are having trouble in the sound or vision receivers. Size 18in. x 5in. x 5/16in., is complete with 6 valves VR65, 1 of VR92, and 1 of VR56 or VR53. Mod. data supplied. ONLY 45/- (postage etc., 2/6). Less valves, 19/6 (post etc., 2/6).

TELESCOPIC AERIAL. Pulls out of metal tube 15in. long to extend to 73in. BRAND NEW. ONLY 7/6 (postage 10d.).

AMPLIFIER 208. Ideal for conversion into a high gain TV pre-amp. Complete with 2 valves EF50. ONLY 15/- (postage, etc., 1/6).

INDICATOR TYPE 95. Built on a two-deck chassis, this contains VCR97 tube with mu-metal screen, 16 valves SP61, 4 of EA50, and 2 of EB34 and also shoals of components. ONLY 59/6 (carriage, etc., 7/6).

INDICATOR UNITS, TYPE 6. Contain VCR97 Tube with mu-metal screen, 4 valves EF50 and 2 of EB34. NEW CONDITION. ONLY 59/6 (carriage, etc., 7/6).

INDICATOR 233 CHASSIS. Similar to the type 6 Indicator Unit. This contains VCR97 CRT holder, 11 valve holders, resistors and condensers, etc. In excellent condition. ONLY 10/- (carriage, etc., 3/-).

AMERICAN 12v. DYNAMOTORS. Output 255 v. 60 mA. Ideal for car radio or running electric shaver from car battery. ONLY 22/6.

24 v. BLOWER MOTORS. ONLY 12/6.

C.R. TUBE VCR97. Tested full screen. BRAND NEW IN MAKER'S CRATES. ONLY 42/6.

6 v. VIBRATOR UNITS. Made by the National Co. of America for use with H.R.O. Communications Receivers, supplying 165 v. at 85 mA fully smoothed D.C. Complete with vibrator and 6X5 rectifier in black crackle cabinet size 7in. x 7 1/2in. x 6in. only 29/6 (postage, etc., 2/6).

METAL RECTIFIERS. Selenium full wave bridge 6 or 12 volts; 1 amp. 7/6; 2 amp. 11/3; 3 amp. 12/6; 4 amp. 15/-;

COMMUNICATIONS RECEIVER R.1155

The famous ex-Bomber Command Receiver known the world over to be supreme in its class. Covers 5 wave ranges: 18.5-7.5 Mc/s, 7.5-3.0 Mc/s, 1,500-600 kc/s, 500-200 kc/s, 200-75 kc/s, and is easily and simply adapted for normal mains use, full details being supplied. Aerial tested before despatch. BRAND NEW AND UNUSED IN MAKER'S TRANSIT CASES, ONLY £11/19/6.

SLIGHTLY USED RECEIVERS, Grade 1, also tested working before despatch, £9/19/6.

A.C. MAINS POWER PACK OUTPUT STAGE, in black metal case, enabling the receiver to be operated immediately, by just plugging in, without any modification. Can be supplied as follows, WITH built-in 6 1/2in. P.M. Speaker, £5/10/-, LESS speaker, £4/10/-.

DEDUCT 10/- IF PURCHASING RECEIVER AND POWER PACK TOGETHER.

Please add carriage cost of 10/6 for receiver and 5/- for Power pack.

POWER UNIT TYPE 3

Made for use with the R.1132A, this is a standard rack mounting job to match the receiver, and is for 200/250 v. 50-cycle mains with outputs of 250 v. D.C. 100mA., and 6.3 v. 4 amps. Fitted with H.T. current meter and voltmeter, this is a first-class unit, and can be used for a variety of receivers. Used, but tested working before despatch. ONLY 90/- (carriage, etc., 5/-). Connecting Cable with Jones Plugs for receiver and power unit, 10/-.

CLASS D WAVEMETER

Another small quantity has become available since our "sell out" a few months ago, and intending purchasers should act quickly. This is a really first-class crystal controlled wavemeter, which has been repeatedly reviewed and recommended in the "R.S.G.B." Bulletin. Covers 1.9-8 m/c/s., and is complete with 100/1,000 kc/s. crystal, 2 valves ARTH2, two 6-volt vibrators, and instruction manual. Designed for 6 v. D.C. operation, but modification data for A.C. supplied. UNUSED, IN MAKER'S TRANSIT CASES. ONLY £7/10/0. Transformer for A.C. modification, 7/6.

AMERICAN LORAN INDICATOR UNIT APN.4

The unit recommended as a basis for the "WIRELESS WORLD" TELEVISION OSCILLOSCOPE, copy of which is supplied, contains 5CPI CRT and screen. 14 valves 6SN7, 3 of 6SL7, 8 of 6H6, 1 of 6SJ7, 100 kc/s crystal, and hundreds of condensers, resistors, etc., etc. BRAND NEW IN MAKER'S TRANSIT CASES. ONLY £6/19/6 (carr., etc., 15/6).

METERS

F.S.D.	SIZE AND TYPE	PRICE
1 milliamp	D.C. 2 1/2in. Flush square	15/-
1 "	D.C. 2 1/2in. Flush circular	22/6
1 "	D.C. 2 1/2in. Desk type	25/-
5 "	D.C. 2in. Flush square	7/6
100 "	D.C. 2 1/2in. Flush circular	12/6
150 "	D.C. 2in. Flush square	7/6
500 "	D.C. 2 1/2in. Flush circular	12/6
500 "	thermo 2in. Flush square	5/-
500 "	thermo 2in. Proj. circular	5/-
20 amps.	D.C. 2in. Proj. circular	7/6
40 amps.	D.C. 2in. Proj. circular	7/6
30-0-30 amps.	D.C. Car type moving iron	5/-
15-0-15 volts	A.C. 2 1/2in. Flush, circ., mov. iron	8/6

All meters Brand New in Maker's Cartons.

100 MICROAMPS METERS

2 1/2in. circular flush mounting. Widely calibrated scale of 15 divisions marked "yards" which can be rewritten to suit requirements. These movements are almost unobtainable today and being BRAND NEW IN MAKER'S CARTONS are a snip at ONLY 42/6.

CRYSTALS. British Standard 2-pin 500 kc/s., 15/-; Miniature 200 kc/s. and 465 kc/s., 10/- each.

TRI196 TRANSMITTER SECTION. In perfect condition, less valves. ONLY 7/6 (postage, etc., 2/6).

159 RECEIVER UNIT. Contains 1 each valve, types EF50, EA50, SP61, RL37 and 24 v. selector switch. ONLY 12/6.

VACUUM PUMPS. For Handymen and Model Makers. Ex-R.A.F. Type B3. BRAND NEW IN MAKER'S CARTONS. ONLY 22/6 (post 2/-).

TRANSFORMERS. Manufactured to our specification and fully guaranteed. Upright mounting, fully shrouded, normal primaries.
425 v.-0-425 v. 250 mA., 6.3 v. 4 a., 6.3 v. 4 a., 5 v., 3 a., 50/-;
350 v.-0-350 v. 160 mA., 6.3 v. 6 a., 6.3 v. 3 a., 5 v. 3a., 42/6.
350 v.-0-350 v. 150 mA., 6.3 v. 5 a., 0-4-5 v. 3 a., 32/6.
250 v.-0-250 v. 100 mA., 6.3 v. 6 a., 5 v. 3 a., 32/6.
Please add 2/- per transformer postage.

TRANSFORMERS, FILAMENT. 6.3 v. 2 a., 7/6 (postage 1/-).

TRANSFORMERS, EHT. Upright mounting.
EHT for VCR97 Tube 2,500 v. 5 mA., 2 v.-0-2 v. 1.1 a., 2 v.-0-2 v. 2 a., 37/6.
EHT 5,500 v. 5 mA., 2 v. 1 a., 72/6.
EHT 7,000 v. 5 mA., 2 v. 1 a., 82/6.
EHT 7,000 v. 5 mA., 4 v. 1 a., 82/6.
Please add 2/- per transformer postage.

RECEIVER TYPE 71. Covers 100-150 Mc/s., and contains 4 valves EF50, 2 of EF39, 1 of EL32 and 1 of EF36, together with a multitude of short-wave components. An excellent little breakdown unit for ONLY 25/- (post, etc., 2/6).

MU-METAL SCREEN FOR VCR97 TUBE, etc., ONLY 8/6.

CABLE. CLEARANCE OFFER of 23/36 tw'n polythene. Weatherproof, and suitable for outdoor use, 39/6 per 100 yard coil (carriage, etc., 3/6). S.A.E. for sample, trade enquiries invited.

SPECIAL OFFER. Ex Admiralty L.T. TRANSFORMER. Normal mains input, output 4 v. 20 amps. C.T. New and unused, these have become damaged, but are still usable, the damage being confined to broken fixing lugs, and/or broken bakelite terminal panels. Formerly sold at 30/-, now offered at 17/6 (post, etc., 2/6).

ROTARY POWER UNIT, Type 87. Ex-R.A.F. Input 24 v. Output 230 v. 65 mA., and 6.3 v. 2 amps. Fully filtered, smoothed, and noise suppressed. Ideal for running radio on boats or other 24 v. D.C. source. BRAND NEW. ONLY 15/- (postage, etc., 2/6).

INTERNATIONAL OCTAL PLUG. Fits into I.O. valveholder, 2/- (post 3d.).

GANGED POTENTIOMETERS. Double 50K and double 1 meg., 7/6 each.

CERAMIC 2-WAY 3-BANK SWITCHES, 7/6 each.

Cash with order please, and print name and address clearly

U.E.I. CORPORATION

Radio Corner, 138 Gray's Inn Road
London, W.C.1. 'Phone: TERMINUS 7937

(Open until 1 p.m. Saturdays. We are 2 mins. from High Holborn (Chancery Lane Station) and 5 mins. by bus from King's Cross)

PROOPS BROS. LTD.

The Walk-around Shop

★ **ENORMOUS PURCHASE** ★
of "MEDRESCO" DEAF AIDS

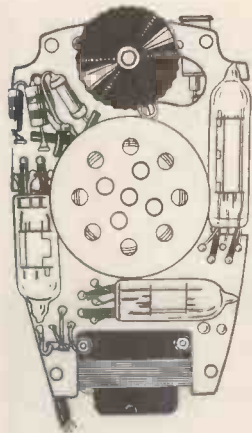
We have purchased from the Ministry of Supply 20,000 "Medresco" Deaf Aids type OL 10 as supplied by the Government under the National Health Act.

THE RADIO-MINDED AMATEUR will at once see the possibilities of converting this unit into many interesting devices such as :

MINIATURE RADIO RECEIVER—MODEL CONTROL EQUIPMENT — BABY ALARM — PRE-AMPLIFIER—INTERCOM TELEPHONE, etc., in addition to its original application.


WE HAVE DEVELOPED TWO INTERESTING CONVERSIONS

1. A Crystal Receiver incorporating a Germanium Diode, which may be built into the existing case (in place of the microphone). Loud headphone signals are thus obtainable in any area where the merest whisper is heard on an ordinary crystal receiver. This circuit requires no alteration to the wiring.



2. Alternatively we offer a circuit describing conversion of the first stage into a Detector with reaction. This converts the unit into an O-V-2 (detector with two stages of amplification) receiver which is capable of receiving transmissions within an area of many hundreds of miles. Conversion details are for medium waves only, however, conversion to long or short waves would present no difficulties to the technically minded. This circuit, however, involves fairly intricate wiring (in view of the miniature components used) and, although only a few connections are involved, we do not recommend this conversion except to those fairly competent with a soldering iron.

A miniature loudspeaker may be operated (at low volume levels) from either of the above circuits; for this we recommend a 45 V. HT supply. *The crystal microphone is, of course, not required for the above circuits.



TECHNICAL DESCRIPTION

A three stage resistance coupled amplifier, two stages with CV 385 (U.S.A. equivalent CK 505) Pentodes and a CV 386 (U.S.A. equivalent CK 502) output Pentode. Total LT supply required is 1.5 V. at .06 mA, total HT supply required is 30 V. at approximately 1.2 mA. A sensitive Crystal microphone is incorporated. The output circuit consists of a 60H choke with a feed back winding and a suitable condenser to isolate the HT current. A two position tone control switch is incorporated. A knurled knob (see case) gives finger-tip volume control. Case sizes: length 3 1/2 in. Width 2 1/2 in. Depth 1 in. Battery leads and plugs are fitted.

WE OFFER the "Medresco" units in perfect working order (every one checked by experts) complete with Crystal Microphone and incorporating three Miniature Valves at **27'6** the remarkably low price of Postage 1/-

ACCESSORIES

- Miniature crystal earpiece complete with lead and plug 8/6
- Ever-Ready 1.5 V. LT battery (Type D 18) 8d.
- Ever-Ready 30 V. HT battery (Type B 110) 4/3
- Ever-Ready 45 V. HT battery (Type B 106) for greater gain and output ... 7/6

Conversion Accessories:

- Set of parts for Crystal Receiver 5/-
- Set of parts for O.V.2 Receiver 6/-
- Circuits for above conversions, supplied Free.

QUANTITY ENQUIRIES

welcomed from deaf aid Consultants, Stockists, and Exporters.

STANDARD TELEPHONES cold cathode triodes type G24/20 10/-.
ERICSSON COUNTER VALVES (Decatrons) type G.C.10.A, 10/-.
APN4 INDICATOR UNITS complete with 5CPI tube but less valves and crystal. 35/-.
Crg. and pkg. 5/-.
Send 10/-d. for Wireless World "TV Oscilloscope Conversion" for above.
100 KC Crystals, as used in above, 17/6.
IF TRANSFORMERS. Meissner P/M IFS. 4.3 Mc/s. 7/6 per pair. Military surplus 9.7 Mc/s. IFS. 3/- each.
MOVING-COIL METERS. Centre-Zero. 2in. square, basic 750-0-750 microamps. (Originally air thermometer) 4/6.

IRON-CLAD METERS. Moving iron, projecting 6in. scale. 300 V. 50 cycles, 37/6. p.p. 2/-.
T.V. TRANSFORMERS. input 200/220/240 plus extra winding for RM4 or similar rectifier, 6.3 V. 4 A. 2 V. high insulation winding for C/R heater, 8/6, p.p. 1/-.
TANNOY P.A. SPEAKERS. 8 watt 6in. diam. P.M. with re-entrant baffle mounted in wooden cabinet with line OP trans. Military surplus Cat. No. ZB11565, price 20/-. Enquiries invited for quantities.
TEST SET TYPE 87. A super 150/300 Mc/s. signal generator, £5. Crg. and pkg. 10/-.
WOBBULATORS. Cossor type 343 ganging oscillator £5/10/0. Crg. and pkg. 10/-.

OUTPUT METERS made by Taylor. Type No. 4 Mk. 1 2.5Ω to 20 KΩ in ten stages. 25 milliwatt 50 microamps 6in. meter with five stage multiplier .01 to 100, £8.
PORTABLE TESTMETERS in wooden case 6 1/2 x 6 1/2 x 3 1/2. 6in. scale length 150 V. D.C. (moving coil) basic 3 mA., 10/-.
KLYSTRONS type 723A/B, £4/10/0. guaranteed.
MASTER COMPASS UNIT. Contains large quantity gears for the model maker and 4 counters, 25/-, p.p. 2/-.
SMOOTHING CHOKES. 50Ω 4H at 300 mA 6H at 200 mA., 10/-.
BLOCK CONDENSERS 8 mfd. 600 V.V. tropical. 750 V.V., normal, 5/-.

Except where already stated please include 1/- for postage and packing under 20/- Over 20/- free.

NOTE : Post orders & Enquiries to Dept. 'W' please.

OPEN ALL DAY SATURDAY. Shop hours 9 a.m. to 6 p.m.

PROOPS BROS. LTD. *The Walk-around Shop*
52, TOTTENHAM COURT ROAD · LONDON · W.1. · Telephone LANGham 0141

GEE RADIO

SELENIUM METAL RECTIFIERS (S.T.C. TYPE). Built to specification from milliamps to amps., H/W., F/B., or three-phase. All work fully guaranteed. Very good delivery. Your enquiries invited for large or small quantities.

RECTIFIERS, PENCIL TYPES, S.T.C. K/3 SERIES. 1 milliamp for H.T. and E.H.T. APPLICATION, EX-STOCK.

Volts.	Type	Price	Volts	Type	Price	Volts	Type	Price
248	K3/10	3/10	1000	K3/40	7/6	2550	K3/100	14/8
375	K3/15	4/5	1140	K3/45	8/2	3080	K3/120	16/8
500	K3/20	5/1	1260	K3/50	8/8	3600	K3/140	19/3
655	K3/25	5/8	1500	K3/60	9/8	4100	K3/160	21/6
755	K3/30	6/-	1780	K3/70	11/-	4660	K3/180	24/3
885	K3/35	6/10	2030	K3/80	12/4	5150	K3/200	26/-

RECTIFIERS FOR L.T. APPLICATION—F/B. S.T.C. TYPE:
 12 v. D.C. at 1 amp., 6/6; 12 v. D.C. at 2 amp., 10/6, 9d. p.p.
 12 v. D.C. at 3 amp., 15/-, p.p. 1/-; 12 v. D.C. at 4 amp., 17/6; p.p. 1/3.
 12 v. D.C. at 6 amp., 25/-, p.p. 2/-; 12 v. D.C. at 10 amp., 40/-, 2/6 p.p.
 24 v. D.C. at 1 amp., 12/6; 24 v. D.C. at 2 amp., 21/-, p.p. 1/-; 24 v. D.C. at 4 amp., 30/-, p.p. 2/-; 24 v. D.C. at 6 amp., 35/-, p.p. 2/6.

VALVE TESTER, TYPE 4. 200/230 v. A.C. input. Ex-Govt., in good condition, with descriptive book containing circuit diagram of instrument and how to test valves from 1.4 v. to 40 v. With valve-holders for Brit., 4, 5, 7 pin and Octal, U.S., 5 and 7 pin, 1/Octal, side contact, large Brit., 4 and 9 pin. Acorn and diode. Housed in substantial wooden case. Price £7/19/6, carriage 10/- extra.

WESTON ALL-PURPOSE A.C./D.C. TEST METER, MODEL E.665. 1,000 ohms per volt. New and unused, complete with leads and batteries. £8 each only, p.p. 3/6.

WESTON BATTERY OSCILLATOR, MODEL E.692. TYPE 2. Also new and unused. Coverage 100 kc/s-26 Mc/s. Audio output approx., 400 c/s. Available at the ridiculously low price of only £5/19/6, p.p. 4/6. (Oscillator complete with instruction booklet).

TELEPHONE L/SPEAKER No. 2 (By Vitavox). This is H/Duty 6" P.M. 15 ohm S/C. with 600 ohm built-in Link Transformer, housed in strong wooden case. £1.8.0. carriage 5/-.

VITAVOX PRESSURE UNITS. Heavy duty, P.M. 20 watts. To fit the above horn. Brand new. £4/9/6, carriage 5/-.

ROTARY CONVERTERS. 12 v. D.C. input 230 v. A.C. output, at 100 watts. Brand new. £4/17/6. Ditto, 24 v., same price, carriage 7/6.

AN/APA-1 CATHODE RAY INDICATOR AMPLIFIER UNIT. Complete, comprising OF. 3BP1 C.R.T., 7-6SN7GT, 1-6H6, 1-6G6, 1-2X2, 1-6X5, valves. Bargain value, £4/19/6, plus 10/- carriage.

TUNING UNITS (EX-U.S.A.). Types available, T.U.5B., T.U.6B., T.U.9B., T.U.26B. Good condition, soiled cases, 19/6 each, p.p. 3/-.

AC/DC SUPPLY UNIT. (S.T.C. SELENIUM RECTIFIER). Complete with Mains Isolation transformer, fixed and housed in strong metal cabinet. 250 v. A.C. to 200-220 v. D.C. @ 3-4 amps. Ready to use for £6/10/0 only, carriage 10/-.

METERS

0-1 m/a., 2 1/2 in. flush mounting round	p.p. 1/6	21/-
0-1 amp., R.F. 2in. F/Mounting round		5/9
0-5 amp. D.C., 2in. F. Mounting. Square		9/6
0-50 amp. A.C. 6in. Surface Mounting. Round		30/-
0-300 v. A.C. 5in. F/Mounting. Round		45/-

CAR RADIO TRANSFORMERS. 12 v. ex-Philco, 300 v. H.T. at 90 mA. Brand new and unused. Only 12/6, p.p. 2/-.

TRANSFORMERS PUSH-PULL OUTPUT (BY PARMEKO) 25 watts for 6L6 valves. To match, 3, 8 and 15 ohms. New and unused. 29/6, p.p. 2/6.

R.1155 COMMUNICATION RECEIVERS. Individually tested and despatched in good working order. Cases slightly soiled: £8/19/6, carriage 10/-.

RECEIVER TYPE 109 in good condition. Freq. range 15-68 metres continuous, designed to operate on 6v. battery. Limited quantity only £47.6, plus 10/- carriage.

HALF MILE OF TWIN DON "8" TELEPHONE WIRE. Brand new, on wooden drums, £2/12/6 per drum, carriage 10/-, England only.

CAMERA CONTROL UNIT TYPE 35. 24 v., 25/-, p.p. 2/6.
HIGH-VOLTAGE TRANSMITTING CONDENSERS. Hank Pot Type (25 pf. 8 kV) (400 pf. 9.6 kV.) (500 pf. 15 kV.) (600 pf. 9.6 kV.) (750 pf. 15 kV.). Any type, 3/6 each, p.p. 1/-.

CHROMIUM PLATED EXTENSIBLE AERIALS. Min. length 12in. Max. length 48in. Suitable for car radio aerials. 8/6 each, p.p. 9d.

CATHODE RAY TUBES.
 Type 3BP1, new and unused, with base and screen, 42/6, p.p. 2/-.
 Type VCR138 (ECR35). With screen and base, in new and unused condition, 42/6, p.p. 2/-.

Type VCR97, ex-Equip., in good order, 20/-, p.p. 3/6.
 Type CV 1526, 2 1/2 in., 4 v. filament, 3,000 v. anode, complete with base and mu-metal screen, 20/-, p.p. 2/6.

PHOTO ELECTRIC MULTIPLIER CELLS. TYPE 931A. £2/10/-, p.p. 1/-.

Also 931A complete on chassis with multiplier network and two 832 valve-holders, etc., £3/10/-, p.p. 2/-.

POWER UNITS. Type 3, made for use with the R.1132A, this is a standard rack mounting job to match the receiver and is for 200/250 v. 50 cycle mains with output of 250 v. D.C., 100 mA., at 6.3 v. 4 amps. £3/10/-, carriage. Power unit for Wireless No. 11, 12 v. D.C. input, 230 v. D.C. output at 30 mA., fully smoothed, 19/6, 2/6 p.p. Power unit ex-NO. 19 Trans-receiver, 12 v. D.C. input, 275 D.C. output at 100 mA., fully smoothed, 19/6, p.p. 4/-.

NO. 38 WALKIE-TALKIE TRANS-RECEIVER, in good condition (less external accessories), 35/-, p.p. 2/6.

SIEMENS HIGH SPEED RELAYS. Twin 1,000 ohm coils, perfect condition, 15/-, p.p. 6d.

2,000 OHMS H/R. EAR PIECES, 3/6 each, p.p. 9d.
MOVING COIL HEADPHONES. Brand new, 12/6 per pair, p.p. 1/-.
BATTERIES H.T./L.T. Heavy duty layer type. 150v. tapped at 87v. H.T. L.T. 4 1/2 v. Perfect condition. Size 9 1/2 in. x 4 1/2 in. x 4 1/2 in., p.p. 2/6.

15 LITTLE NEWPORT ST., LONDON, W.C.2.

GERrard 6794/1453.

D. COHEN

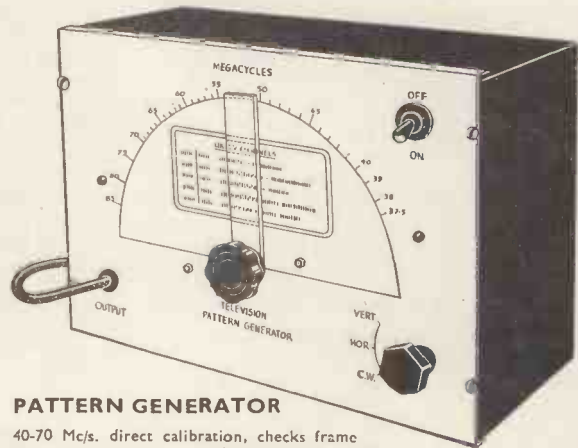
RADIO AND TELEVISION COMPONENTS

23, HIGH STREET, ACTON, W.3
 (Opposite Granada Cinema)



COMPLETELY BUILT SIGNAL GENERATOR

Coverage 120 Kc/s-320 Kc/s., 300 Kc/s-900 Kc/s., 900 Kc/s.-2.75 Mc/s., 2.75 Mc/s.-8.5 Mc/s., 8.5 Mc/s.-25 Mc/s., 17 Mc/s.-50 Mc/s., 25.5 Mc/s.-75 Mc/s. Metal case 10 x 6 1/2 x 4 1/2 in. Size of scale 6 1/2 x 3 1/2 in., 2 valves and rectifier. A.C. mains 230-250 v. Internal modulation of 400 c.p.s. to a depth of 30 per cent., modulated or unmodulated, R.F. output continuously variable 100 milli volts. C.W. and mod. switch, variable A.F. output and moving coil output meter. Black crackle finished case and white panel. Accuracy plus or minus 2%. £4/19/6 or 34/- deposit and 3 monthly payments 25/- P. & P. 4/- extra.



PATTERN GENERATOR

40-70 Mc/s. direct calibration, checks frame and line time base, frequency and linearity, vision channel alignment, sound channel and sound rejection circuits and vision channel band width. Silver plated coils, black crackle finished case 10 x 6 1/2 x 4 1/2 in. and white front panel. A.C. mains 200/250 volts. This instrument will align any T.V. receiver, accuracy plus or minus 1%. Cash price £3/19/6 or 29/- deposit and 3 monthly payments of £1. P. & P. 4/- extra.

EXPORT & TRADE ENQUIRIES INVITED

(N.B. Post and packing charges stated apply to British Isles only.)

★ Both generators guaranteed for 12 months ★

MAINS TRANSFORMERS

Primary, 200-250 v. P. & P. 2/-
300-0-300, 100 mA., 6 v. 3 amp.
Drop thro' 350-0-350 v. 70 mA., 6 v.
2.5 amp., 5 v. 2 amp., 14/6.

D. COHEN

RADIO AND TELEVISION COMPONENTS

Terms of Business: Cash with order. Despatch of goods within 3 days from receipt of order. Where post and packing charge is not stated please add 1/6 up to 10/-, 2/- up to £1, and 2/6 up to £2. All enquiries, S.A.E., lists 5d. each.

SPECIAL NOTE: NO GOODS SENT WHERE CUSTOMS DECLARATION IS APPLICABLE

23 HIGH STREET (Uxbridge Road) ACTON, W.3. Telephone: ACOrn 5901.

Hours of Business:

Saturday 9-5 p.m. Wednesday 9-1 p.m. Other days 9-4.30 p.m.

T.V. CONVERTER for the new commercial stations complete with 2 valves. Frequency—can be set to any channel within the 186-196 Mc/s. band. I.F.:—will work into any existing T.V. receiver designed to work between 42-68 Mc/s. Sensitivity—10 Mu/v with any normal T.V. set. Input—arranged for 300 ohm feeder. 80 ohm feeder can be used with slight reduction in R.F. gain. Circuit EF80 as local oscillator. ECC81 as R.F. amplifier and mixer. The gain of the first stage, grounded grid R.F. AMPLIFIER 10 db. Required power supply of 200 v. D.C. at 25 mA. 6.3 v. A.C. at 0.6 amp. Input filter ensuring complete freedom from unwanted signals. 2 simple adjustments only. £2/10/- P. & P. 2/6.

USED 12in. TUBE, aluminized, heater cathode-short, 10KV max. 2 v. heater complete with line and E.H.T. transformer 9KV with ferrocer core, line width control, EY51 rec. winding frame O.P., scan coils and 12in. perspex escutchion. £6/17/6. P. & P. 7/6. AS ABOVE but with 12in. non-aluminized tube 8KV max. £5/17/6. P. & P. 7/6. GENERAL PURPOSE 3-IN-1 MAINS TRANSFORMER. Inpnt 200/250. Sec. 250 v., 350 mA., 6.3 v. 4 amp. twice, 2 v. 2 amp. 500 v., 350 mA., 6.3 v. 4 amp. twice, 2 v. 2 amp. Auto-transformer, 110/250 v., 250 watt, 19/6. P. & P. 3/6.

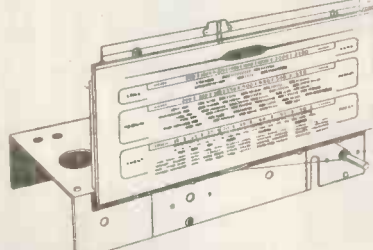
HIGH-IMPEDANCE PLASTIC RECORDING TAPE, by famous manufacturer. 600ft. on aluminium spool, 8/-, 1,200ft. on aluminium spool, 17/6 post paid.

PLASTIC CABINET, as illustrated, 11 1/2 x 6 1/2 x 5 1/2 in. In Walnut, Cream and Green, also in polished Walnut complete with T.R.F. chassis, 2 wave-band scale, station names, new wave-band, back-plate, drum, pointer, spring, drive spindle, 3 knobs and back, 22/6. P. & P. 3/6. AS ABOVE, with superhet chassis, 23/6. P. & P. 3/6. AS ABOVE, complete with new 6in. speaker to fit and O.P. trans., 37/6. P. & P. 3/6. With superhet chassis, 38/6. P. & P. 3/6. Used metal rectifier, 230 v. 50 mA., 3/6. gang with trimmers, 6/5; M. & L. I.F.T. coils, 5/-; 3 obsolete ex-Govt. valves 3 v/ft and circuit, 4/6; heater trans., 6/-; volume control with switch, 3/6; wave-band control with switch, 4/-; wave-change switch, 2/6; heater trans., 7/6; 4 v/ft, 1/6; 4 obsolete ex-Govt. valves, metal rectifier and Xtal diode with circuit, 14/6; 25 v. 25 mA. 1/-; 16 x 16 mid., 3/3; condenser kit (17), 7/6; resistor kit (14), 3/6.

change switch, 2/-; 32 x 32 mfd., 4/-; bias condenser, 1/-; resistor kit, 2/-; condenser kit, 4/-; M. & L. Superhet Coils with circuits, 6/6; iron-cored 465 I.F.s, 7/6; min. gang, 5/6; volume control with switch, 4/-; wave-change switch, 2/6; heater trans., 7/6; 4 v/ft, 1/6; 4 obsolete ex-Govt. valves, metal rectifier and Xtal diode with circuit, 14/6; 25 v. 25 mA. 1/-; 16 x 16 mid., 3/3; condenser kit (17), 7/6; resistor kit (14), 3/6. Cylidon 5 channel T.V. Tuner, uses EF80 and 12AT7, less valves, 12/6 post paid. Radiogram Chassis, 5 valve A.C./D.C. 3 wave-band superhet 195-255 v., 19-49, 200-550 and 1,000-5,000 metres, 1.F. 470 Kc. size of chassis 19 x 6 1/2 x 2 1/2 in., size of scale 7 1/2 x 3 1/2 in. valve line-up 10C1, 10F9, 10D14, 1044 and 10P14. Twin mains filter input, 2 dial lights and 6in. P.M. £8/17/6. P. & P. 5/-.

CR100 Coil packs, 10-2,000 metres, in soiled condition complete with 4-gang tuning condenser. 19/6. P. & P. 3/6. CR100 Coil packs in first class condition less oscillator section, complete with 4-gang tuning condenser. 19/6. P. & P. 3/6. CR100 465 Kc. I.F.s, types 3, 4 and 5 and B.F.O., new condition, 7/6 each. 465 Kc Xtal for CR100, 12/6. 4-gang tuning condenser for CR100, 9/6.

CONSTRUCTOR'S PARCEL comprising chassis 12 1/2 x 8 x 2 1/2 in., cad. plated, 18 gauge, v/ft., I.F. and trans. cut-outs, back-plate, 2 supporting brackets, 3 wave-band scale, new wavelength stations names. Size of scale 11 1/2 x 4 1/2 in., drive sp., drum, 2 pulleys, pointer, 2 bulb holders, 5 max. 1.0 v/ft., 4 knobs and pair of 465 I.F.s, twin gang, 16 x 16 mid., 350 wkg., mains trans. 250-0-250 60 mA., 6.3 v. 2 amp., 5 v. 2 amp. and 6in. M.E. speaker with O.P. trans. 39/6. P. & P. 3/6.



Battery charger, input 230/250 v. output 6 and 12 volt 1 amp. Black crackle finished case size 10 x 6 x 4 in. Incorporating metal rectifier, mains on/off switch, and output switch. 21/-. P. & P. 3/-.

OUTPUT TRANSFORMERS. Standard type 5,000 ohms imp., 4/9; 49-1 with extra feed-back windings, 4/3. Miniature 42-1, 3/3. Multi-ratio 3,500, 7,000 and 14,000, 5/6. 10-watt-push-pull, 6/6 matching, 7/- 90-1 3 ohm speech coil, 6/6.

PUSH-BACK CONNECTING WIRE. Doz. yards, 1/6. Post paid. STANDARD WAVE-CHANGE SWITCHES 4-pole 3-way, 1/9; 5-pole 3-way, 1/9; 9-pole 3-way, 3/6; Miniature type, long spindle 3-pole 4-way, 4-pole 3-way and 4-pole 2-way, 2/6 each. 2-pole 11-way twin valve 5/-; 1-pole 12-way single valve 5/- P. & P. 3d.

POTATO AND VEGETABLE PEELER

By famous manufacturer. To suit models A200 and A700. Capacity 4 1/2 lbs., complete with water pump. All aluminium construction, white stove-enamelled finish. Originally intended for adaption on an electric food-mixer, can be easily converted for hand operation. 39/6. P. & P. 3/-.

PERSONAL SHOPPERS ONLY. 9in. Enlarger, 17/6; 12in., 27/6. Germanium Crystal Diode, 1/6. post paid.

Used 9in. Tube, with ion burn, 17/6. post paid. Line O.P. Transformer in aluminium can mounted in rubber, 12/6.

Crystal Set, medium and long wave, in plastic cabinet, 16/-. Headphones, per pair 8/-.

Speaker Matching Unit on aluminium chassis, 3-15 ohms, reversible, 12/6. Line and E.H.T. Transformer, 14 Kv., using ferrocerat core, complete with line and width control, and corona shields. U37 rectifier winding, 35/-.

Line and E.H.T. Transformer, 9 Kv., using ferrocerat core, complete with built-in line and width control, mounted on small all-chassis. Overall size 4 1/2 x 1 1/2 in. EV51 rec. winding, 27/6.

Line and E.H.T. Transformer, 9 Kv., ferrocerat core, EY51 heater winding, complete with scan coils and frame output transformer, and line and width control, £2/5/- P. & P. 3/-.

Scan Coils, low line low impedance frame, complete with frame transformer, to match above, 27/6. P. & P. 2/-.

Valve Holders, moulded octal Mazda and laetolal, 7d. each. Paxolon, octal Mazda and loctal, 4d. each. Moulded BTG, B8A and B9A, 7d. each. B70 moulded with screening can, 1/6 each.

32 mfd., 350 wkg. 2/- 16 x 24, 350 wkg. 4/- 4 mfd., 200 wkg. 1/3 40 mfd., 400 wkg. 3/6 16 x 8 mid., 500 wkg. 3/6 16 x 16 mid., 500 wkg. 5/9 16 x 16 mid., 450 wkg. 3/9 32 x 32 mid., 350 wkg. 4/- 32 x 32 mid., 350 wkg., and 25 mfd., 25 wkg. 6/6 25 mfd., 25 wkg. 11d. 250 mfd., 12 v. wkg. 11d. 16 mfd., 500 wkg., wire ends. 2/3 8 mfd., 500 v. wkg., wire ends. 2/6 50 mfd., 350 v. wkg., tag ends. 1/6 50 mfd., 25 v. wkg., wire ends. 1/9 100 mfd., 350 wkg. 4/- 100 mfd., 450 v. wkg., 280 mA. A.C. ripple 3/11 150 mfd., 350 v. wkg., 280 mA. A.C. ripple 4/6 100+200 mfd., 350 wkg. 9/6 18 x 16 mid., 350 wkg. 3/6 50 mfd., 180 wkg. 1/9 65 mfd., 180 wkg. 1/6 8 mfd., 150 wkg. 1/6 60+120 mfd., 280 wkg. 7/6 50 mfd., 12 wkg. 11d. 32 x 32 mfd., min. 275 wkg. 4/- 50 mfd., 50 wkg. 1/9 Miniature wire ends moulded, 100 pf., 500 pf., and .001 ea., 7d.

T.V. Filter in lightly tinted Perspex size 13 1/2 x 11 x 3/16 in. 4/6. Combined 12in. mask and escutchion in lightly tinted Perspex. New aspect, edged in brown. Fits on front of cabinet, 12/6. AS above for 15in. tube, 17/6.

Frame Oscillator Blocking Trans., 4/6. Line Osc. Blocking Trans., 4/6. Tube Mounting Bracket, size 9 1/2 x 4 1/2 in. 12in. tube clamps, 2/-.

CROKES: 2-20 Hen, 150 mA., 15/- P. & P. 3/- 6 Hen, 275 mA., 15/- P. & P. 3/- 100 Hen., 40 mA., 15/- P. & P. 3/- 2-henry 150 mA., 3/6; 250 mA. 10 henry 10/6; 5 henry 250 mA., 60 ohms 8/6.

P.M. Focus Unit for any 9 or 12in. tube except Mazda 12in., with Vernier adjustment, 15/-.

P.M. Focus Unit for Mazda, 12in., with vernier adjustment, 17/6. Wide Angle P.M. Focus Units. Vernier adj. state tube, 25/-.

Energised Focus Coil, low resistance mounting bracket, 17/6. Ion Traps for Mullard or English Electro tubes, 5/-, post paid.

465 Kc. I.F.s, size 2 1/2 x 1 1/2 in. Q.110. removed from American equipment 5/- per pair. Standard 465 Kc. iron-cored I.F.s, 4 x 1 1/2 x 1 1/2 in., per pair 7/6. Weatrac standard, iron-cored, 465 Kc. I.F.s 3 1/2 x 1 1/2 x 1 1/2 in., per pr. 9/6.

Iron-cored 465 Kc. Whistle Filter, 2/6. 465 Kc. MIDGET I.F.s. Q.120 size 1 1/2 in. long, 1in. wide, 1in. deep by very famous manufacturer. Pre-aligned adjustable iron-dust cores, per pair 12/6.

Mains Droppers, 0.3 amp., 460 ohms, tapped 280 and 410, 1/6; 0.2 amp., 717 ohms, tapped at 100 ohms, vitreous, 1/6; 0.3 amps. 950 ohms, tapped 700 and 825, 2/6; 0.2 amp., 1,000 ohms, vitreous, 2/6; 0.3 amp., 1,300 ohms, 3/6 amp., 700, tapped 680, 640, 600, 3/6. P. & P. on each 3d.

T.V. Width Controls, 3/6.

MAINS TRANSFORMERS, chassis mounting, feet and voltage panel. Primaries 200/250.

350-0-350 75 mA. 6.3 v. 3 a. tap 4 v. 6.3 v. 1 a., 13/6. 350-0-350 70 mA. 4 v. 4 a., 4 v. 2.5 a. C.T., 18/6.

500-0-500 125 mA. 4 v. C.T. 4 a., 4 v. C.T. 4 a., v. C.T. 2.5 a., 27/6. 500-0-500 250 mA. 4 v. C.T. 5 a. 4 v. C.T. 5 a., 39/6.

9in. T.V. Cabinet, front in contrasting walnut veneers, size 16 1/2 in. long, 11 1/2 in. high, by 12 1/2 in. wide. Complete with two pieces expanded aluminium in gold, 12 x 9 in. and 5in. speaker baffle and chassis, 20/-, post paid.

P.M. SPEAKERS with less trans. trans. 2 1/2 in. 18/- 3 1/2 in. 19/- 5 in. 19/- 6 in. 19/- 8 in. 21/- 10 in. 22/- 6 in. M.E. Speaker, 1,000 ohm field, 15/-.

R. & A. T.V. energised 6in. speaker with O.P. trans., field coil 175 ohms, 9/6. P. & P. 2/6.

R. & A. 6in. M.E. speaker with O.P. trans., field 480 ohms 10/6. P. & P. 2/6. Volume Controls. Long spindle less switch, 50K, 500K, 1 meg., 2/6 each. P. & P. 3d. each.

Volume Controls. Long spindle and switch, 1/1, 1 and 2 meg., 4/- each; 10K and 50K, 3/6 each. 4- and 1 meg., long spindle double pole switch, miniature, 5/- P. & P. 3d. each.

Trimmers, 5-40 pf., 5d., 10-110, 10-250. 10-450 pf., 10d.

Twin-gang .0005 Tuning Condenser, 5/- with trimmers, 7/6. Line Cord, 2-way 0.3 amp., 60 ohms per foot, 1/3 per yard.

Twin-Gang .0005, with feet, size 3 1/2 x 3 1/2 in., 6/6. 3-gang .0005, with feet, size 4 1/2 x 3 1/2 in., 7/6.

T.V. Coils, moulded former, iron-cored wound for re-winding purposes only. All-can 1 1/2 x 1 1/2 in., 1/- each, 2 iron-core All-can 2 1/2 x 1 1/2 in., 1/6 each.

Used Metal Rectifier, 250 v. 150 mA. 6/6. Metal Rectifier, 230 v. 45 mA., 6/-. Metal Rectifier, RM2, 125 v., 100 mA. 3/6.

SAMSON'S SURPLUS STORES

LONDON'S GREATEST DEALERS IN RADIO AND ELECTRONIC EQUIPMENT

SPECIAL OFFER OF S.T.C. RECTIFIER SUPPLY UNITS. Supplied brand new at a fraction of the maker's price. No. 1. A.C. input 200-240 v. Output D.C. 50 v. 24 amps. With ammeter fuses and control switching. Built in grey metal case measuring 2ft. 6in. x 1ft. 7in., £27/10/-, plus carr. No. 2. A.C. input 200-240 v. D.C. output 50-60 v. 10 amps. with ammeter fuses, control switching, built in grey metal case measuring 1ft. 10in. x 1ft. 3in. x 10 1/2in., £22/10/-, plus carr. No. 3. A.C. input 200-250 v. D.C. output 220 v., 1.5 amps. at 50 degrees C. Completely fused, £15, plus carr. No. 4. A.C. input 100-250 v. D.C. output tapped 12-24 v. 3 amps. continuously rated. Completely shrouded in metal case with fuses-switch and output sockets. Cases slightly soiled, £4/10/-, carr. 5/-.

HEAVY DUTY A.M.L.T. TRANSFORMERS. Pri. 440 v. Sec. 220 v., in steps of 25 v. conservatively rated at 2.2. kW.; weight approx. 90 lb. Half the above secondary can be obtained from 220 v. input, £9/10/-, plus carr. Pri. 230 v. Sec. 50 v. 20 amps., completely enclosed, £6/10/-, plus carr. Pri. 230 v. Sec. 13, 13.5, 14, 15 v., very conservatively rated at 60 amps., £6/5/-, plus carr. Pri. 115 v. Sec. 17 v. 15 amps. and 2.2 v. 18 amps., 35/-, carr. 4/-.

Pri. 230 v. Sec. 8.2 C.T., very conservatively rated at 10 amps., 25/-, carr. 2/6. Pri. 200-250 v. Sec. 115 v. 8.7 amps., £5/15/-, carr. 5/-.

A.M. H.T. TRANSFORMERS. Pri. 230 v. Sec. 1,500 v. 1.6 kVA, 65/-, carr. 7/6.

CROYDON ENG. CO., GEARED CAPACITOR/INDUCTION MOTORS



A.C. 220-240 v. Motor shaft 1,400 r.p.m. Geared right angle shaft 300 r.p.m. Continuously rated. With Capacitor, £3/19/6, carr. 5/-.

1154 TX H.T. TRANSFORMERS. Pri. 200-250 v. Sec. 1250-1300 v. 350 mA, 35/-, carr. 4/-.

CONSTANT VOLTAGE TRANSFORMERS BY SOLA, U.S.A. Pri. 90-125 v. or 190-250 v. Sec. 115 v. at 2 kVA. Pri. and Sec. are completely isolated for 50 or 60 cycle operation. Approx.

weight 200 lb., £19/10/- each, £37/10/- per pair, carriage according to distance, limited supply only.

HEAVY DUTY SLIDING RESISTORS. ALL by famous makers offered at a fraction of the original price. 5.3 ohm 8 amp., with geared control, 35/- 152 ohm 2 amp., with geared control, 32/6. 20 ohm 7 to 1.5 amp., with right angle geared drive, 37/6. 0.4 ohm 25 amp., 22/6. P. & P. on all types, 2/-.

ROLLS-ROYCE COOLANT PUMPS. A heavy duty Turbine type pump driven directly from a splined socket 1,000-1,500 G.P.H. 1 1/2in. bore outlet. Brand new in maker's carton, 45/-, carr. 2/6.

ARMY FIELD TELEPHONES TYPE D5. Buzzer calling. Complete with hand set and batteries. Built in strong metal cases. Suitable for farms, building sites, workshops, etc., 49/6 ea., carr. 3/-.

ADMIRALTY SOUND POWERED HAND SETS, no batteries required, 17/6, P.P. 1/6. **TELEPHONE CABLE.** Single D3, one-mile drums, 55/-, carr. 5/-.

COMMANDO ASSAULT TELEPHONE CABLE, P.V.C. 1,000-yard drums, ideal telephone cable and very useful for the home and garden, 15/- per drum, P.P. 1/6.

12in. COPPER PLATED AERIAL RODS. Push-in sleeve joint, 8/6 per half gross, 15/- per gross, P.P. 1/6. **SPECIAL PRICE** of £2 per thousand in ten thousand lots, plus carr.

ALL ORDERS & ENQUIRIES TO OUR EDGWARE ROAD BRANCH PLEASE. THIS IS OPEN ALL DAY SATURDAY. HOURS 9-6 9-1 THURSDAY.

169/171 EDGWARE ROAD, LONDON, W.2.

TEL.: PAD 7851
AND

125 TOTTENHAM COURT ROAD, W.1.

TEL.: EUS 4982

PERSONAL SHOPPERS WELCOME.

ORDERS ACCEPTED M/A FROM COLLEGES, SCHOOLS, LABORATORIES, ETC.

LARGE QUANTITIES GUARANTEED UNUSED COMPONENTS STILL AVAILABLE

1,000 CERAMIC VARIABLE CONDENSERS, split stator, plated vanes, spaced .035 ball bearings butterfly 15/15 P.F. extended spindle.EA. **2/6**



2,500 CERAMIC TRIMMERS, air spaced silver-plated vanes, 22 pF. Packed in 10's and singles, screwdriver adjustmentDOZ. **5/-**



2,500 VARIABLE CONDENSERS, 100 pF. ceramic insulationEA. **2/-**

2,000 VARIABLE CONDENSERS, 50pF., in screening case, 3 1/2 x 1 1/2 x 2 1/2. Spacing .040in. **1/-**

TRANSMITTER TANK CONDENSERS, split stator 250 pF. each section. Heavily silver-plated vanes rounded and polished, air gap .016, sealed cartonsEA. **10/6**
U.K. post 2/6.



200 VOLTAGE REGULATORS, VS.110/30 mA., 4-rib base **3/6**

1,000 30-AMP. 1-WAY DOUBLE POLE Charging Switches on jln. Ebonite Base, ex Admiralty EA. **9d.**



10,000 YAXLEY TYPE 1-pole 6-way Switches, complete, less screws, with knobs.EA. **6d.**

1,500 WAVE CHANGE, 2-wafer 6-pole 3-way Switches.EA. **1/3**

10,000 ERIE RESISTORS, 47K, 2-watt, boxed in 50's and 5's. **ERIE RESISTORS, 1,200 ohm, 1/2 watt.** Boxed in 50's. **150K 1 watt, 22K 1 watt, 70K 1 watt;** price 2 watt, 3d.; 1 watt, 2d.; 1/2 watt, 1d. Wire-wound Vitreous 10-watt wire ends, 500Ω **9d.**

5,000 STAND-OFF INSULATORS only miniature 1 inchDOZ. **2/-**

1,000 POTS 100K, 1/2 spindle EA. **1/-**

500 POTS, 1 meg. EA. **1/-**

1,000 POTS, 3 gang each, 70K EA. **1/-**

1,000 HUMDINGER POTS, 100 ohm. Miniature wire wound EA. **2/-**

1,000 POTS COLVERN, 200 ohms 5 watts. Wire wound, N.P. case EA. **2/-**

1,000 WIRE WOUND POTS, 2,000 ohm 5 watts, E. case EA. **1/6**

250 100K MINIATURE POTS EA. **1/-**

7,500 VALVEHOLDERS B9G, Paxolln. DOZ. **4/-**

SLEEVING (1.5mm. & 1mm.).

We particularly call manufacturers' attention to our **HUGE STOCKS** of Sleeving, all in brand new condition ex original cartons and packages.

PERMANOID SLEEVING. 1500v. test in coils of 1 gross yds., 8/6 per coil.

MICO FLEX-DURATUBEX. GRADE E. 1.5 mm.-Wall .35 mm. non inflammable. Colour Yellow. Packed in 2 gross yard coils, 18/- per coil.

We cannot guarantee to send a particular colour in PERMANOID Sleeving but we will do our best to supply your choice.

Minimum order for any goods, 5/-. Please add sufficient to cover postage. Foreign orders—please verify correct parcel post rates from U.K. to country concerned.

WOOLLEYS RADIO & ELECTRICAL SUPPLIES LTD.

615 BORDLESLEY GREEN, BIRMINGHAM, 9. Phone: VIC 2078

Best Buy at Britain's

MODULATOR TYPE 67. This unit is a pulse modulator with pulse width of 1, 2 and 5 micro-seconds. The pulse amplitude is also variable. It is a particularly useful instrument as it contains a heavy duty power pack suitable for 230 volt 50 cps. mains supply. The mains transformer outputs are 6.3 volts twice, 5 volts for the rectifier and the H.T. winding is 345-0-345 volts. Also included are 5 SP61, one VR116, 2 EB34, and 3 EA50. Size of case 18 x 9 x 7 inches. These units are brand new in original packing cases. Price 67/6 plus 7/6 carriage.

POWER PACK TYPE 301. This was the mains power pack used for the complete TR.1196 contained in a neat black case size 8 1/2 in. x 4 1/2 in. x 6 1/2 in. high. For 200/250 volts A.C. 50 cps. Output 250-0-250 v. 6.3 at 2.8 amps. 6.3 v. at .6 amps. for 6X5G rectifier. 31 volts at .3 amps. supplies metal rectifier for blas. The transformer is a massive job. Price only 37/6 plus 2/6 post. Should be O.K. for R.1155, etc.

METER BARGAINS, ALL BRAND NEW

- 15 v. (50 ~) mov. iron 2 1/2 in. pnl. mtg. 8/6
- 20 volt moving coil 2 in. sq. pnl. mtg. 7/6
- 3,500 volts moving coil 3 1/2 in. projection 10/-
- 150 milli-amp. 2 in. sq. pnl. mtg. 7/6
- 5 milli-amp. moving coil 2 in. sq. pnl. mtg. 7/6
- 20 amp. moving coil 2 1/2 in. dia. 7/6
- 1 mA. 2 1/2 in. barrel flush pnl. mtg. 22/6
- 1 milli-amp. 2 1/2 in. barrel desk type 25/-
- 100 micro-amps. 2 1/2 in. barrel pnl. mtg. scaled 0-1,500 in 15 clear divisions. 42/6
- Only 42/6
- 500mA. Thermo Couple 2 in. sq. pnl. mtg. 5/-

METER RECTIFIERS. 1 mA. Salford instruments, 8/9. 5mA. Salford Instruments, 6/9. 2mA. S.T.C. as used in E.M.I. Output Meter, 5/6. All are full wave bridge and brand new.

METAL RECTIFIERS. Heavy duty Selenium 10 1/2 in. long with 3 1/2 in. square plates. Two are required for a full wave bridge giving 48 volts at 10 amps. Brand new and ridiculously cheap at only 57/6 per pair plus 2/6 post. R.M.4 250 volts 250 mA. Only 12/6. R.M.2, 4/3 each or 2 for 8/-. Selenium 300 volts 100 mA. Brand new, ex-W.D., 6/9 each.

X'TALS

- 465 kc/s S.T.C. 1/2 in. pins suitable for crystal gates, IF checking, etc. Brand new, boxed, 10/- each.
- 200 kc/s American G.E.C. 1/2 in. pins suitable for crystal calibrators, etc. Brand new, boxed, 10/- each.

6 VOLT H.R.O. VIBRATOR PACK. Gives 165 volts at 80 mA. smoothed D.C. Uses Mallory Vibrator 6X5G, heavy duty smoothing choke, etc. In black crackle cabinet size 7 in. x 7 in. x 6 in. Brand new, only 29/6.

POWER UNIT TYPE 285. A.C. mains input 230 v. 50 cps. Outputs E.H.T. 2 kV. @ 5 mA., H.T. 450 volts @ 200 mA., L.T. 6.3 v. @ 17 amps., fully smoothed, 2 chokes, paper condensers, etc., complete with valves 5U4G, VU 120 and EF 50. This was the ground power unit for the "Gee" equipment and should be very useful for T.V., etc. A REAL BARGAIN AT ONLY 69/6.

TRANSFORMER BARGAINS. Brand new ex-manufacturer's surplus drop through. Primary 200/250 volts 50 cps. Secondary 310-0-310 v. 70 mA., 6.3 @ 3 a., 4 v. @ 2 a. Can be used with either 4 v. or 6.3 v. rectifier. Only 9/6 plus 1/6 post. A similar type transformer 325-0-325 100 mA., 6.3 v. 4 a., etc., can be supplied to callers only at 14/6. Filament transformers, standard tapped primary, 12 v. 1 1/2 a. and 4 v. 1 1/2 a. secondary. Only 7/6.

GRAYSHAW INSTRUMENTS

We are London stockists of these fine instruments which represent superlative value. We can thoroughly recommend these and have no hesitation in stating that they compare very favourably with much more expensive equipment. Now available—SIGNAL GENERATOR SG50 covering 100 Kc/s to 80 Mc/s on FUNDAMENTALS in 6 bands. Priced at 47/19/6, its handsome appearance does not belie its excellent performance. RESISTANCE CAPACITY BRIDGES priced at 46/19/6. An accurate and compact companion instrument also available.

COMMUNICATIONS RECEIVER

ADMIRALTY TYPE B.28 (MARCONI CR.100). Valve line up 2 RF, F.C. separate local Osc., 3 I.F.'s, 2nd Det., Output, B.F.O., and rectifier. Self contained power supply 200/250 volts A.C. 50 cps. Variable Selectivity (crystal filter), 6,000, 3,000, 1,200, 300 and 100 cycles. Frequency coverage 60 kc/s to 30 Mc/s in six ranges, continuous except for gap between 420 to 500 kc/s. Size 16 in. x 13 1/2 in. x 12 in. Weight 82lb. The set for the serious operator. Thoroughly overhauled and in good condition, complete with new valves and air tested prior to despatch. A real bargain at only 427/10/- plus 1/- carriage.

RECEIVER 25/73 (TR.1196). This is a six-valve superhet receiver with 465 kc/s I.F.s. Complete with all valves—2 EF39, 1 EK32, 2 EF36, 1 EBC33. In good condition with full conversion data. Price 27/6 plus 2/6 postage.

COMMUNICATIONS RECEIVER TYPE

R.1155. For world-wide reception. We ARE ONCE AGAIN ABLE TO OFFER THESE FINE RECEIVERS ABSOLUTELY BRAND NEW IN ORIGINAL TRANSIT CASE AT 411/19/6 plus 10/6 carriage. This delivery is in really fine condition. If you are contemplating the purchase of one of these receivers in the near future, we advise you not to delay in order to secure a really "MINT" receiver.

SLIGHTLY USED MODELS STILL AVAILABLE. Price 47/19/6 plus 10/6 carriage. All receivers gladly demonstrated to callers and air tested prior to despatch. Send 1/3 for full details and circuit, which is supplied free with each receiver.

A.C. MAINS POWER PACK OUTPUT STAGE. Enable the R.1155 to be used to operate speaker from 200/250 volts A.C. without ANY MODIFICATION WHATSOEVER. All our power packs have heavy duty transformers, are complete with leads and Jones plugs and are guaranteed for 6 months. Type A. In smart black metal case, size 8 1/2 in. x 4 1/2 in. x 6 1/2 in., less speaker, price 44/10/- plus 3/6 carriage.

Type B. With built in. 5 in. speaker in black metal case size 13 1/2 in. x 5 1/2 in. x 7 1/2 in. Price 45/5/- plus 3/6 carriage.


Type C. With an 8 in. speaker in specially designed beautiful black crackle cabinet speaker to match receiver, size 11 1/2 in. x 10 1/2 in. x 6 in. A de Luxe job. Price 46/10/- plus 3/6 carriage.

NOTE: 10/- REDUCTION WHEN PURCHASING ANY OF THE ABOVE POWER PACKS WITH RECEIVER.

TRANSMITTER TYPE 12. Frequency coverage 1.2 to 17.5 Mc/s in four bands. M.O., Buffer, P.A., 2 stage Modulator, built in stabilised A.C. mains power pack, P.A. Anode current meter M.C.W., C.W., and R.T. operation. Can be crystal controlled. Super "Table Topper" size 24 in. x 12 1/2 in. x 17 1/2 in. weight 134lb. Complete with all valves ready for operation. In first-class condition and tested before despatch, with circuit and full instructions. Only 416/16/- plus 14/- carriage. Can be demonstrated to callers.

ROTARY POWER UNIT TYPE 104. Input 12 v., Output 230 volt 60 mA. and 6.3 v. at 2.5 amp. Fully filtered and smoothed and noise suppressed. Ideal for car radio, etc. Only 15/- each.

HEAVY DUTY SLIDING RESISTORS. 250 watts rated to carry 25 amps., resistance 0.4 ohms, suitable for physics labs, charging board, etc. Laboratory type with worm drive, on metal stand, size 9 in. x 4 in. x 6 in. high. Price 7/6 each. BRAND NEW.



INDICATOR TYPE 182A

Indicator contains 3 EF50, 1 5U4G, 4 SP61 and a 6 1/2 in. C.R.T. Type VCR 517, complete with Mu Metal-screen, 9 wire wound pots, with large assortment of resistors and condensers. Can be converted to Oscilloscope (as described in "Radio Constructor"). Circuit supplied. Tubes have no "Cut Off" and can be demonstrated to callers. BRAND NEW (less relays). In original transit case, 67/6 plus 7/6 carriage.

INDICATOR UNIT TYPE 95. Exactly the same as the 62 indicator unit but is 50 cycle version. Double decker chassis, containing loads of components, 16 SP61, 2 EB34, 4 EA50, etc., etc. Brand new condition (less VCR97). Only 45/- plus 7/6 carriage.

U.S.A. DYNAMOTOR

12 volts D.C. input, 250 volts 60 mA. output, weight 2 1/2 lb., size 4 1/2 in. x 3 in. diameter. Ideal for car radio, mobile amplifiers, small transmitters, etc. All tested prior to despatch. Only 22/6 post paid.

45 Mc/s **PYE STRIP.** Vision unit for London frequency complete with 6 EF50 and EA50. Circuit provided. Ex-brand new units. Price 43/10/-.

E.H.T. TRANSFORMER. For VCR97, etc. Mains input, output 2,500 volts, 4 volts at 2 amps. and 2-0-2 volts at 2 amps. Fully guaranteed at 35/- plus 1/- post.

NITROGOL CONDENSERS. With ceramic insulating terminals. 8 mfd. 2 kV. wkg. size 5 in. x 3 1/2 in. x 4 1/2 in., at 12/6 each. 4 mfd. 2 kV wkg. size 3 1/2 in. x 2 1/2 in. x 4 1/2 in. at 7/6 each. 4 mfd. 1.25 kV. wkg. size 3 1/2 in. x 2 1/2 in. x 4 1/2 in. at 5/6 each.

BLOCK CONDENSERS. 40 mfd. 450 v. wkg. metal cased, paper insulation, size 4 1/2 x 5 1/2 x 4 1/2 in. Weight 5 1/2 lbs. For power factor correction, etc. Brand New Price 15/- plus 2/- post. 8 mfd. 600 v. D.C. wkg. at 71° C. size 4 x 2 x 4 1/2 in. high. Very suitable for all good quality amplifiers, etc. Brand new Price 5/- each.

U.S.A. BLOWER MOTOR for 105 volts A.C. operation. Outlet 2 1/2 in. diameter, extremely powerful. Snp for only 22/6 plus 2/- post.

CABLE. Heavy duty twin polythene weather-proof, suitable for extension mains, lead, etc. SPECIAL CLEARANCE OFFER, 39/6 per 100 yd. coil, plus 3/6 carriage. S.A.E. for sample.

3 CENTIMETRE TEST SET. Type 205A. In brand new condition. 417/10/-.

R.1355 RECEIVER. Complete with all valves. Good condition. SUPER BARGAIN AT ONLY 22/6 plus 7/6 carriage.

RACKS. 6ft. "U" channel P.O. type for 19 in. panels, heavy angle base. Price 79/6, plus carriage at cost.

BARGAINS, BARGAINS, BARGAINS, HUGE STOCKS OF COMPONENTS, RECEIVERS, VALVES, AT SPECIAL REDUCED PRICES FOR CALLERS.

CHARLES BRITAIN (Radio) Ltd.

11 UPPER SAINT MARTIN'S LANE
LONDON, W.C.2. TEMple Bar 0545

One Minute from Leicester Square Station (up Cranbourn Street)

Shop Hours: 9-6 p.m. (9-1 p.m. Thursday)

Open all day Saturday



RADIO TRADERS LTD.

23 WARDOUR ST., LONDON, W.1. (Coventry Street end)
 Phone No. GERrard 3977/8 Grams: "Radiotrade"

PAXOLIN SHEET

18in. x 4½in. x ¼in. ... 1/- each
 20in. x 10in. x ¼in. ... 1/6 each

CONDENSERS

2 Mfd., 150 v. Tubular Paper (aluminium tubes), 1/6 each 15/-
 8 Mfd., 450 v. Electrolytic, 1/9 each 18/-
 16 Mfd., 350 v., Electrolytic, 2/- each 21/-
 24 Mfd., 350 v., Electrolytic, 2/- each 21/-
 32 Mfd., 450 v., Electrolytic, 2/6 each 27/-
 8 x 16 Mfd., 350 v., 1/6 each 15/-
 20 x 20 Mfd., 275 v., Electrolytic, 2/9 each 30/-
 16 x 16 Mfd., 350 v., Electrolytic, 2/6 each 27/-
 16 x 24 Mfd., 350 v., Electrolytic, 2/6 each 27/-
 16 x 8 Mfd. Metal Cans Electrolytic, 350 v., 1/6 each 15/-
 32 Mfd. Metal Cans Electrolytic, 350 v., 1/6 each 15/-
 32 x 8 Mfd. Metal Cans Electrolytic, 275 v., 1/9 each 18/-
 64 Mfd. Metal Cans Electrolytic, 350 v., 2/6 each 24/-
 Condenser clips for above 3/6
 1 Mfd. 400 v. Metal Cans, 1/- each 10/6
 50 Mfd. 12 v., 1/- each 10/6
 12 Mfd. 50 v. Tubular Paper (aluminium tubes), 1/- each 10/6
 100 Mfd. 6 v. Tubular Paper (aluminium tubes), 1/- each 10/6
 .00005 Tubular, 4/- doz., .02, 500 v., 4/- per doz., .001, 350 v., 4/- per doz.,
 .05, 350 v., 4/- per doz., .005, 300 v., 4/- per doz.
MIDGET MICA CONDENSERS: .0001, .0002, .0003, .0004, .0005, 4/-
 200 Assorted Moulded Micas. Popular Values £2 10 0
 200 Assorted Silver Micas. Popular Values £2 10 0
 200 Assorted Carbon Resistors: ¼, ½ and 1 watt. Good selection £1 10 0
CARBON RESISTORS: ½ watt 2/6; ¼ w. 3/-; 1 w. 4/-; 2 w. 6/- per doz.

HIGH STABILITY RESISTORS:

Tolerance: 1% 2% 5%
 ¼ watt 1/- 9d. 6d. each
 ½ watt 1/3 1/- 9d. each
 1 watt 1/9 1/6 1/3 each

C.O.D. preferred for resistor orders as we cannot guarantee to stock all values.

PYE PLUGS AND SOCKETS

8-40 MEG 2 watt 2/6 each 1/6 pair

WW AND VITREOUS RESISTORS.

5 watt, 1/6; 10 watt, 2/6; 15 watt, 3/-; 20/30 watt, 3/6 each

WW V/CONTROLS. COLVERN and B-NSF. 5K PRESET and other values, 2-3 watt, 2/- each. 10K Isolated Spindle ... 2/-
 500 ohms, 1K, 20K, 25K, 50K, with spindle 3/-
 V/CONTROLS WITH SWITCH: most values, B-NSF 2/6
 V/CONTROLS: Less Switch, Preset and Spindle. MOST VALUES 1/9

TWIN MIDGET GANGS, .0005, with trimmers, PERSPEX COVER 5/6
 4-WAY PUSH BUTTON UNITS, 2/6 each 20/- doz.

PUSH BUTTON KNOBS 3/- ..

TAG STRIPS: 3-way 2/- doz.; 4-way 2/6 doz.; 5-way 3/- doz.; 7-way 4/- doz.; 28-way 12/- doz.

ASSORTED PILOT LAMP HOLDERS 4/- ..

FUSES 1½in. Most values from 750 mA. to 10 amp. 2/6 ..

POINTER KNOBS. Small black, with line, ¼in. hole 7/6 ..

STANDARD ROUND KNOBS: Small, ¼in. hole, 6/-; Large, ½in. hole, 7/6; with spring clip, ¼in. hole 4/6 ..

WANDER PLUGS, Red and Black 2/- ..

PHILIPS TRIMMER TOOLS 1/- each

BELLING & LEE. P/M FUSE HOLDERS. Type L356 2/6 ..

WEARITE COILS: Types PA4, PO4, PA5, PO5, 1/3 each 12/- doz.

VALVE HOLDERS: Moulded. B9A, 7/6; B7G, 6/-; EF50, Pax., 6/-; EF50, Ceramic, 9/- per doz.; ENGLISH OCTAL, 3/- per doz. SCREEN CANS for B9A, B7G, 6/- doz.; PAXOLIN—B7G, MAZDA 4-pin UX 3/- ..

Valveholders fitted with lower screens to accommodate cans, 1/6 per doz. extra.

BELLING & LEE PLUGS AND SOCKETS. Ex-Govt. BRAND NEW. 5-pin, 1/6; 7-pin, 1/9; 10-pin 2/6 pair

BULGIN. P74, Plug and Socket, 2/6; P200, Plug and Socket, 2/-; Rotary Switches, S.255, 2/-; Dolly Switches, S.267, 2/-; Standard Switches, Ex-Govt., On-off 1/6 each

POST OFFICE LAMP JACKS, No. 10, 1/- each 9/- doz.

Lamp Covers for same 3/- ..

L.F. CHOKES, 300 w., 60 mA. CH5 4/6 each

OUTPUT TRANSFORMERS. Multi Ratio, 5/-; Pentode or Power 4/- ..

VALVE SCREEN CANS for Standard Valves, 1/- each 10/6 doz.

DRUM DRIVES, 4½in. 1/- each

WESTECTORS. WX6, WX12, W1, W12, W4, 1/- each 9/- doz.

ARCOLECTRIC (Whitney Lamp), Red, green, clear, 1/6 each 15/- ..

SIGNAL LAMP HOLDERS P/M, complete with adjusting lamp holders, 1/9 each 18/- ..

AIR SPACE TRIMMERS. Preset and spindle types, 5PL, 10PF, 15PF, 20PF, 25PF, 50PF, 75PF, 15/-; 100PF Preset, 1/6 each 15/- ..

JONES PLUG AND SOCKETS. 4-pin, 2/6; 6-pin, 3/-; 8-pin, 3/6; 10-pin, 4/-; 12-pin 6/- pair

NUTS, 8BA, 3/-; 6BA, 2/6; 4BA, 3/-; 2BA 4/- gross

SOLDER TAGS, 2/6 gross. SHAKEPROOF WASHERS 2/- ..

WASHERS, 2, 4 and 6BA 1/- ..

SHAKEPROOF SOLDER TAGS, 4BA and 6BA, 2/6; 2BA 2/9 ..

CASH WITH ORDER OR C.O.D. ALL ORDERS DEPT. W.1

ALL ORDERS FOR LESS THAN £2 ADD POSTAGE

REDUCED PRICES FOR GROSS LOTS

We invite your enquiries for items not listed.

Trade Counter open 9.30 to 5.30 Monday to Friday.
 Callers Welcomed.

WHOLESALE, MANUFACTURERS' AND EXPORT ENQUIRIES INVITED

G2AK This Month's Bargains G2AK

T.V. POWER TRANS. By Parmeko. Pri. 200/250 v. EHT 6 kV. (RMS) 350/350 v. 250 ma., 6.3 v. 6 a., 4 v. 3 a., 4 v. for EHT Rec. Wired to Holder. Beautiful job. £4/10/-. carr. paid. FEW ONLY.

METERS. 2½in. Flush mounting M.C. 100 mA., 0-10 mA., 0-30 mA., 12/6 ea.; 0-15 A., proj. thermo. 2½in., 7/6; 0-9 A. hot-wire, 5/-
 TEST METER. 7 ranges as follows: 1.5 v., 3 v., 150 v. 6 mA., 60 mA., 5,000 ohms, 25,000 ohms 2½in. dia. scale M.C. meter. Rotary selector switch. Black bakelite case, 6 x 4 x 4½ fitted with removable lid, also provision for internal batts., ranges can be easily extended. Bargain price 30/-, plus 1/6 post.

SPECIAL OFFER, AR88 SPARES. Cabinets, complete with base, feet and side strips, £4/15/- each. Pkg. and Carr. 5/-. Set of 14 valves for "D" or "LF" model receivers, £5/10/-. Panel escutcheons, 22/6 each. "D" type I.F.S., 12/6 each. Good selection of Spare Coils available for "D" Model, 7/6 each. Output Transformers for "D" or "LF", 37/6 each.

CRYSTAL HAND MICROPHONES. Complete with lead and plug. High quality, very sensitive, chrome finish. List price 2 gns. Our price 25/- Few only.

COPPER WIRE. 14G H.D. 140ft. 15/-, 70ft. 7/6, postage and packing 2/-. Other lengths pro rata.

SPECIAL VALVE OFFER. 866A, 17/6 each, or 30/- pair. 807's, 10/- each or 17/6 pr. 931 A, 45/- 829B, 60/- TZ40 35/- 813's 80/-

STREAMLINED BUG KEYS. By famous manufacturer. List over £4. Our price 45/- AIR SPACED COAXIAL CABLE, 150 ohm (normal price 3/11 per ft.), 20 yd. coils only. £1 per coil, post free.

SHADED POLE MOTORS. For Tape Recorders, etc. Voltage tapping plate 200/250 v. 3-hole fixing. Our price 12/6 ea. or 21/- pr. P. & P. 1/6 either.

Carriage paid on all orders over £1 except where stated. Please include small amount for orders under £1.

Please print your name and address. All Mail Orders to—

CHAS. H. YOUNG, G2AK

Dept. 'W' 102 HOLLOWAY HEAD, BIRMINGHAM 1

'Phone: MIDLAND 3254

All callers to 110 DALE END, BIRMINGHAM 4

'Phone: CENTRAL 1635

BC610 TRANSMITTERS with speech amplifier, aerial tuning unit, etc. Brand new.

RCA TRANSMITTERS Type ET-4336. Complete with original speech amplifier, crystal multiplier and VFO units. Unused and re-conditioned. Can be supplied with very large quantity of spares.

RCA TRANSMITTERS. Type ET-4332 modified by R.A.F. for use on crystal or master oscillator. Complete with speech amplifier.

MULTI CHANNEL TRANSMITTER T-4/FRC, with modulators MD-1/FRC, 2 Mc/s to 18 Mc/s. Each channel 400 w. output.

T.C.S.6 EQUIPMENT complete with antenna loading unit, remote control, microphone, etc. Brand new.

MAGNETO 10 LINE U.C. TELEPHONE SWITCH-BOARDS (complete).

SCR536 (BC611) in excellent condition.

A.R.88D's, A.R.77's, S27's, HRO, BC.312, BC.342, R.109 and others.

METAL RECTIFIERS Type IB, D.C. output 10 amps at 22 v, input 220,250 v., 50 c/s.

All above items in excellent working condition

Working demonstration upon request.

SPARES A large selection available for SCR399 (BC610), ET4336, SCR610, EE8 Telephones, and Teleprinters type 7B.

TX VALVES 805, 807, 813, 861, 66A, 100TH, 250TH, and many others.

Large stock of Tx condensers, crystals and other components. Alignment and repair of communication receivers and all other short-wave equipment undertaken.

P.C.A. RADIO

New Address, Offices and Works

BEAVER LANE, HAMMERSMITH, LONDON, W.6

Telephone: RIV 8006/7



5 Harrow Road, Paddington, W.2

Paddington 1008/9 and 0401

OPEN MONDAY to Sat. 9-6. THURS. 1 o'clock.

SEND STAMPS FOR NEW 1954 28-PAGE CATALOGUE

DENCO F.M. FEEDER UNIT
SUPPLIES FINEST QUALITY AUDIO OBTAINABLE TODAY
 All Components as per Denco's list, also 5 valves (6AM6, 12AH8, EB91 and 26AB6) at £6/7/6 or built and aligned at £8/10/-.
 All parts obtainable singly as per Denco's F.M. Catalogue (D.T.B. 8). Price 1/6
 Requires 230 v. at 50 mpa. 6.3 v. at 1.5 amps.
 Demonstrations daily. Alignment 7/6.

TRII96 RECEIVER
 Receiver 25/73. This is a six-valve superhet receiver with 465 kc/s I.F.'s. Complete with all valves—2 EF30, 1 EK32, 2 EF35, 1 EB33. In brand new condition with full conversion data. 27/6, plus 2/6 post and pkr.

6 WATT AMPLIFIER (UNDISTORTED)
 Manufactured by Parmeko and Sound Sales for Admiralty. 4 valves, PX25, MS/PEN, AC/EL, MC14. Output Matching and 2Q and 15Q. 100/250 v. A.C. COMPLETE IN STEEL GREY AMPLIFIER CASE. £9/10/-. Call for Demonstration.

STROBE UNITS. Brand New, in sealed cartons. These contain 6EF50s, 5EA50s, 18P61, a host of condensers, resistors, transformers, chokes, relays, switches, 7 pots, and 5 smoothing condensers, size 18in. x 8 1/2in. x 7 1/2in. Only 67/6.

RCA 931A PHOTO-ELECTRIC CELL AND MULTIPLIER. For oscilloscope transmission, flying spot telecine transmission and research involving low light-levels, 9-stage multiplier. Brand new and guaranteed. only £9/10/-. Special 11-pin base 2/-. Data sheets supplied.

RADIO-GRAM CHASSIS
 3 Wave-band Superhet. Med., long and short.
 5 Latest Type MULLARD Valves.
 4 Position Switching. Gram., med., long and short.
 Provision for Extension Speaker. A.C. Mains. 110/250 volts.
 Chassis 11in. x 7in. x 2 1/2in. Scale 8in. Square. Or Chassis 13 1/2in. x 6 1/2in. x 2 1/2in. Dial 10in. x 5 1/2in. PRICE £10/5/-.
BRAND NEW AND GUARANTEED. CARR., PACKING AND INS. 10/-.

BOWTHORPE CONTINUITY METER
 Dual scale 0-500 ohms and 100-200,000 ohms moving coil operated from 4 1/2-volt internal battery. Size 6in. x 3in. x 4in.
 Original price, £8/19/-.
 Our price, brand new, £3/5/-.

MORSE PRACTICE KIT
 Complete with buzzer, morse tapper and battery compartment on baseboard, 6/-, post paid.

SPECIAL OFFER
 Our Tape-Deck Amplifier and Power Unit (List £16/16/-) and TRUVOX Tape-Deck Mark III (List £23/2/-). £36. Call for Demonstration or send for full details.

CRYSTALS
 200 kc/s, 2 pin, U.S.A. 10/-
 465 kc/s, 2 pin, U.S.A. 10/-
 500 kc/s, 2 pin, British. 15/-

T.C.C. 1 mfd. 5/7,000 v. wkg., type CP55Q0, Bakelite case, 7/6 each.

METRO-VIC (METROSIL) PENCIL TYPE E.H.T. REGULATOR up to 10 k.v.
 Particularly suitable for regulating E.H.T. fly-back. 5/-.

PYE 45 Mc/s. STRIP TYPE 3583 UNITS
 Size 15in. x 8in. x 2in. Complete with 45 Mc/s. Pye Strip, 12 valves 10 EF50, EB34 and EA50, volume controls and hosts of Resistors and Condensers. Sound and vision can be incorporated on this chassis with minimum space. New condition. Modification data supplied. Price £5. Carriage paid.

TUNING CONDENSERS
 .0005 Midget 2 1/2 x 1 1/2 in. 5/-
 .0005 Midget 2 1/2 x 1 1/2 in. with trimmers. 6/6
 .0005 Standard Size, with trimmers. 7/6
 .0005 with 4-way push-button assembly. 7/6

INDICATOR UNIT TYPE 182A
 Unit contains VCR517 Cathode Ray 6in. tube, complete with 3in.-metal screen, 3 EF50, 4 SP61 and 1 5U40 valves, 9 wire-wound volume controls and quantity of resistors and condensers. Suitable either for basis of television (full picture guaranteed) or Oscilloscope. Offered BRAND NEW (less relay) in original packing cases at 67/6. Plus 7/6 carr. "Radio-Constructor" scope circuit included.

NEON INDICATOR LAMP
 Siemens type VII32. Diameter 1 1/2 in. Striking volts 80 v. S.P.B.C.
 2/6 post free.

ROTARY POWER UNIT TYPE "87"
 Input 24 v. Output 230 volts 75 mA. and 6.3 volts 2 amps. Fully filtered and smoothed and noise suppressed. Ideal for car radio, etc. BRAND NEW. ONLY 15/- (postage, etc., 2/6).

EXTRA SPECIAL VALUE IN MIDGET TYPE ELECTROLYTICS
 Metal tubular wire ends with cardboard sleeves
 8 mid., 450 v. 2/-
 16 mid., 450 v. 3/-
 8 x 8 mid., 450 v. 3/6
 16 x 8 mid., 450 v. 4/6
 16 x 8 mid., 350 v. 3/6
 32 x 32 mid., 450 v., 3 x 1 1/2 in. 6/-
 16 x 16 mid., 450 v., 3 x 1 1/2 in. 5/-
 60 x 40 mid., 350 v., 4 1/2 x 1 in. 5/-
 B.I. 8 mtd., 500 v., block, 3 x 1 1/2 in. 2/-

VOLTMETERS

6 v.	M.C.	2 1/2in.	Projection	10/-
15 v. (50 c.)	M.L.	2 1/2in.	Flush	10/-
20 v.	M.C.	2in.	Square	7/6
150 v.	M.C.	2 1/2in.	Flush	10/-
300 v.	M.C.	2in.	Square	12/6
300 v.	A.C.	Projection 8in. Dial		50/-

G.E.C. RECORDING TAPE
 600ft. Reels. 10/-
 1,200ft. Reels. 17/6
BUY NOW—UNREPEATABLE BARGAIN.

AMP.-METERS

1 A.	M.C.	2 1/2in.	Projection	10/-
3 A.	T.-C.	2in.	Square	6/-
6 A.	T.-C.	2 1/2in.	Flush	7/6
15 A.	M.L.	4in.	Projection	21/-
20 A.	M.L.	2 1/2in.	Flush Mtg.	12/6
30 A.	M.C.	2in.	Square	7/6

EF50 (VR91A)
 The selected EF50, Red Sylvanus, original boxes 10/- each, 80/- for ten

MILLIAMMETERS

500 uA.	M.C.	2in.	Round	15/-
1 mA.	M.C.	2 1/2in.	Flush	22/6
10 mA.	M.C.	2 1/2in.	Desk Typr	25/-
5 mA.	M.C.	2in.	Square	7/6
10 mA.	M.C.	2 1/2in.	Flush	10/-
30 mA.	M.C.	2in.	Round	7/6
30 mA.	M.C.	2 1/2in.	Flush	10/-
50 mA.	M.C.	2in.	Square	7/6
150 mA.	M.C.	2in.	Square	7/6
200 mA.	M.C.	2 1/2in.	Flush	10/-
300 mA.	M.C.	2 1/2in.	Round	10/-
500 mA.	M.C.	2 1/2in.	Flush	10/-
G.E.C.	1 mA.	Meter	Rect.	10/-

R.F. UNITS
 Type 24
 20-30 Mc/s.
 Switched Tuning.
 With 3-SP61
15/- EACH
 BRAND NEW
 Type 25
 40-50 Mc/s.
 Switched Tuning.
 With 3-SP61
19/6 EACH
 BRAND NEW


R.F. UNITS
 Type 26
 50-65 Mc/s.
 Variable Tuning.
 2—VR136. 1—VR137
35/- EACH
 BRAND NEW
 Type 27
 60-80 Mc/s.
 Variable Tuning.
 2—VR136. 1—VR137
35/- EACH
 BRAND NEW

M.C. = Moving Coil. M.I. = Moving Iron.
 T.-C. = Thermo-Coupled.
 All Meters are Brand New and in original cartons.

T.V. PRE-AMPLIFIER FOR LONDON AND BIRMINGHAM. Complete with 6AM6. Ready to plug into your set, 27/6. P. P. 2/6.

CATHODE RAY TUBES
 VCR139A. 2 1/2in. C/R Tube. Brand new in original cartons (carr. free) £1 15 0
 VCR97. Guaranteed full TV picture (carr. 2/-) £2 0 0
 VCR517C. Guaranteed full TV picture MU-METAL SCREENS for VCR97 or 517. P.P. 1/6. 10 0
 6in. ENLARGER for VCR97 or 517. P.P. 1/6 17 6

No. 38 "WALKIE-TALKIE" TRANS-RECEIVER. complete with Throat Mike, phones, Junction Box and Aerial Rods in canvas bag. Freq. range 7.4 to 9 Mc/s. Range approx. 5 miles. All units are as new and tested before despatch. £4/10/-.

CRYSTAL MICROPHONE INSERTS
 8/6 POST FREE  8/6 POST FREE
 Ideal for tape recording and amplifiers. No matching transformer required.

VCR97. 15/-, carr. 2/-, Brand new and crated—slight cut-off—ideal for 'Scopes. Limited quantity.

"426" CONTROL UNIT
 Containing 4 EF50, 2 SP61, 2 EA50, 1 EB34, 2-single-gang .0005 tuning condensers. W/V volume/controls, switches, condensers and resistors. Size 12in. x 9in. x 5in. New condition, 35/-, carr. 3/-.

PHOTO CELLS G.S.18. Brand new, 25/-.

PLEASE ADD POSTAGE. ARTICLES UP TO 10/-, 1/- £1, 1/6 £2, 2/-.

Prices slashed at Clydesdale

PLEASE NOTE. Carriage and Postal charges refer to the U.K. only. Overseas freight, etc., extra.

TI1548 TRANSMITTER UNIT. Medium/High powered for C.W.-M.C.W. R/T 3 ranges, 10-5.5 mcs. 5.5-3 mcs. 500-200 kcs. Complete with 4 valves, etc., in metal case 14in. x 16½in. x 8½in. External Power Supply required.
ASK FOR **39/6** each CARRIAGE **7/6**
E5A. Circuit 2/3 POST PAID

VISUAL INDICATOR TYPE 1. Ref. 100/2. Dual reading left/right D.F. meter for R1155, 2½in. Scale overall. Dim.: 3½in. x 2½in., in used condition.
ASK FOR **12/6** each POST PAID
H862A

S.440-B V.H.F. TRANSMITTER CHASSIS. Part of the Stratton P40 Equipment. Partly stripped by the M.O.S., less valves, inductances and Crystal, but otherwise a good basis for re-construction, compact size 14in. x 8in. x 7in. Original frequencies 85-95 Mc/s.
ASK FOR **15/-** each CARRIAGE **PAID**
H517. Circuit 1/3

WS-18 RECEIVER CHASSIS. Complete with valves, 3/ARP12 (VP23) AR8 (HL23DD), I.F. 465 kcs. Range 6-9 mcs. (battery operated). Chassis 8½in. x 5in. x 1in. Front panel 9½in. x 5½in.
ASK FOR **25/-** each POST PAID
H22. Circuit and Data 2/3.

RECEIVER UNIT TYPE 25. Ref.: 10P/1L. Part of TR1196 Range 4.3-6.7 mcs. with valves 2/VR53 (EF39), 2VR56 (EF36), VR55 (EBC33), VR57 (EK32), 21.F.T. 460 kcs. etc., in metal case 8½in. x 6½in. x 6½in.
ASK FOR **25/-** each PACKING **3/6** extra. POST AND
H299. Circuit and Data 1/6

RECEIVER UNIT R.3601. Ref. ODB/6037. With valves: 2/VR136 (EF54), VR137 (EC52), 5/VR65 (SP61), 4/VR92 (EA50), VR91 (EF50), 6V6G, VU39A (R3), etc., IF.13 mcs. Dim.: 18in. x 9in. x 8in. Wgt. 38 lbs.
ASK FOR **39/6** each CARRIAGE **PAID**
H493. Circuit 1/3

R.F. UNIT TYPE 24. In Original Carton. With valves 3-VR65 (SP61) etc. Range 20-30 mcs., switched tuning. Dim.: 9½in. x 7½in. x 4½in. Wgt. 7 lbs.
ASK FOR **10/-** each POST **1/6** EXTRA
H850. Circuit 1/3

R.F. UNIT TYPE 25. In Original Carton. Range 40-50 mcs., otherwise as R.F.24.
ASK FOR **12/6** each POST **1/6** EXTRA
H874. Circuit 1/3

R.F. UNIT TYPE 27. WITH BROKEN DIAL. Range 65-85 mcs. valves 2-VR135 (EF54), VR137 (EC52), etc. Dim.: and Wgt. as R.F.24. Variable Tuning.
ASK FOR **39/6** each POST **1/6** EXTRA
E771. Circuit 1/3

SUPPRESSOR UNIT 5C/870. Contains 4 H.F. chokes and 4 tubular condensers 0.1 mfd. 250 v. D.C., carrying 5 amps. (2 sets on each led), each choke and condenser separately screened in compartments of aluminium alloy box 4½in. x 4in. x 2in., 4 hole fixing.
ASK FOR **2/6** each POST **1/-** EXTRA
H907

WIRELESS REMOTE CONTROL UNIT D. No. 2 Mk. 2. ZA.20491. Wooden box 7½in. x 6½in. x 5½in., with hinged lid, containing 3 relays, 1 make, 500 ohms, 1 make 20 ohms, and H.D. double coil type 1,750 ohms, coil makes, 200 ohms, coil breaks. plus QMB switch and 8 brass terminals.
ASK FOR **7/11** each POST PAID
H803

5 WAY GROUPBOARDS. Paxonin panel 2½in. x 2½in., with tags for mounting 5 condensers or resistors, two hole fixing.
ASK FOR **6d.** each POST **3d.**
H981 Or 3 for 1/6 post paid.

CO-AXIAL CABLE. Any length supplied 52 ohms, 12 mm. dia., price 5d. per yard. Minimum 12 yards at 5/- post paid. Ask for E987.

THROAT MICROPHONE. Ref.: ZA.13935. Pair Electro Magnetic lozenge shaped pieces (7.5 ohms) with strap, lead and jackplug.
ASK FOR **3/11** each POST **6d.** EXTRA
E14

THROAT MICROPHONE. Ref.: ZA.19734. Pair Electro Magnetic lozenge shaped pieces (7.5 ohms) with strap, lead and jackplug.
ASK FOR **4/11** each POST **6d.** EXTRA
H955

THROAT MICROPHONE. (U.S.A. made.) Pair Carbon buttons on mtd. rubber with strap, lead and miniature 2 pin plug.
ASK FOR **3/11** each POST **6d.** EXTRA
H57

MICROPHONE. Ref.: 10A/14381. (Flying Helmet Type.) Electro Magnetic 50 ohms with switch, lead and 2 way socket.
ASK FOR **3/11** each POST **6d.** EXTRA
E16

CARBON HANDSET MICROPHONE No. 4A.
ASK FOR **7/6** each POST PAID
E13

Order direct from:—

Phone: South 2706/9.

CLYDESDALE

SUPPLY

2, BRIDGE STREET, GLASGOW C.5

RHEOSTATS. 12 v. 1A 2/6. 12 v. 5A 10/6
MORSE KEYS. Bakelite fully enclosed, 3/6.
BENDIX SELSYN TRANSMITTER MOTORS, TYPE VIII. A.C. 50 v. 50 cycle, 4in. x 3½in. new. 27/6.
NEW FREQUENCY CRYSTALS. 9100 and 4500 kc., 10/6 4860-4800-2400-594-561-560H559 Kc. 6/6. ½in. space pins.
SETS OF 6. CARBON TWIST DRILLS. ¼in. to ½in. or ⅜in. to ¾in. 3/6 set.
PLESSEY T.V. PRE-AMPLIFIER. London band. Valve 6F13. Complete, 25/6.
VALVES Lists supplied.
CYLDON 5-CHANNEL PRE-TUNER. Gives 26 D.B. gain. Fit one of these to your T.V. for better pictures. I.F. Output 9.5-14 Mc/s., 15.5-22 Mc/s. With valves EF80, ECC81, 52/6. Less valves, 15/-
MAINS TRANSFORMERS. Input 200/240 v. Output 350-0-350 or 250-0-250 volt 80 mA., and 4 and 6.3 v. 4 a. and 4 and 5 v. 2 a. Price 21/6. Input 200/240 v. Output tapped 3, 4, 5, 6, 8, 9, 10, 12, 15, 18, 20, 24, 30 volts, 2 amp., 21/6. Output 17-11-5 volts 5 amp., 22/6. Output 17-11-5 volts ½ amp., 16/6. 6.3 v. 2½ a., 8/6. All with one year's guarantee.
D.P.D.T. RELAYS. Operate at 200/300 volts D.C. 8/6. We can supply any type of voltage and contacts at varying prices.
NEW SELENIUM RECTIFIERS. F.W. 12/6 volt 3 amps., 14/6; 4 amp., 22/6; 6 amp., 30/-; 1 amp., 8/6; 12 v. 100 mA., 3/-; 24 v. 2 amp., 30/-; H.W., 250 v. 100 mA., 9/-; 250 v. 275 mA., 17/6; 250 v. 60 mA., 6/6.
GERMANIUM or SILICON CRYSTAL DIODES, 3/9
M/C MICROPHONES with matched Trans., 15/6.
FL5 FILTER UNITS, 8/6. Same as FL8 but less switch.
TRI196 TRANSMITTER SECTION. New and complete but less valves. 4.6-6.8 Mc/s. Easily converted, 15/- With valves TT11, EL32, EF50, 42.
L.R. ARMY HEADPHONES, 9/6.
TIME DELAY RELAYS We specialise in units giving varying time constants. Please send us your requirements or problems.
FISHING ROD AERIALS. Set 3—12ft., 7/6.
RUBBER MOUNTING BASES, 3/6.
P.O. FEEDER COUNTERS 6-9999, 24/50 volts D.C., 15/6.

All Carriage paid in the U.K. from Dept. W.W.

U.S. ARMY F.M. TRANSMITTER TYPE 604D, complete with 80 crystals, 20-28 Mc/s., and F.M. Receiver Type 603D, £30.

AR88LF in tip-top condition, £55.

U.S. ARMY FIELD TELEPHONES. TYPE EEB, £5/10/- each. Carriage extra on above items.

THE RADIO AND ELECTRICAL MART
253B PORTOBELLO ROAD, LONDON, W.11.
Phone. PARK 6026

MIDLAND INSTRUMENT CO.

PLESSEY P.M. SPEAKERS, 3in. dia., personal portable type, 3-ohm speech coil, less transformer, brand new, 7/6, post 8d.
CHARGING KITS, consists of a G.E.C. 1½ amp. full-wave rectifier, and a Douglas 300/250-v. A.C. input transformer, specially wound for this rectifier, with requisite 300v. to charge 2, 6 or 12-v. battery at 1½ amps., 2 high grade components, complete with circuit diagrams and instructions, brand new, 25/-, post 1/8.
G.E.C. MINIATURE RELAYS, all contacts are platinum, and relays are brand new boxed, 5,000-ohms, 2-pole change-over, hermetically sealed, 10/-, post 6d. Ditto, 5,000-ohms, 2-pole change-over and 2-pole make before break, hermetically sealed, 12/6, post 6d. Ditto, 40-ohms, 4-pole change-over, open type, 8/-, post 6d.
G.E.C. TYPE 800 RELAYS, brand new and boxed, 75-ohm, 2-pole heavy-duty make and 1-pole change-over, 6/-, post 6d. Ditto, 150-ohms, 2-pole heavy-duty make, 5/-, post 6d. Ditto, 5,000-ohms, 1-pole make and 1-pole make before break, 7/6, post 6d. Ditto, 7,800-ohms, 1-pole make, 6/-, post 6d.
U.S. RELAYS, Leach pattern, 200-ohm, 2-pole changeover, 1/6, post 4d., 15/- doz. post 1/8, ditto 3-pole changeover, 1/9, post 4d., 18/- doz., post 2/-.
BUZZERS, 3-6-v. high note, platinum contacts, variable note control knob, high grade type, worth 40/-, our price, new unused, 5/-, post 1/-.
VENNER TIME DELAY SWITCHES, 24-v. operation, consists of a high grade clock-work movement, with external press button wind, 3 electro magnets with 5-pole cam operated contacts, in smart metal case size 3½in. x 2½in. x 2½in., fitted 4-way terminal block, new, boxed, fraction of original cost, 7/6, post 1/3.
ELECTROLYTIC CONDENSERS, 32-mfd. 450-v. D.C., by Zenith, Micamold, etc., new and guaranteed, cartons of 25 condensers, 20/-, post paid.
PROJECTION UNITS, consists of an optical mound, fitted with a bloomed 1/2-2 Achromatic lens, 3½in. focal length, at one end, also a convex/concave ground glass at the other, attached to an enclosed lamphouse, fitted with a 24-v. 15-watt lamp, and polished reflector, fraction of original cost, 10/-, post 1/-.
VARIABLE RHEOSTATS, wire-wound on ceramic, 50-ohms at 1-amp., laminated wiper arm, Bakelite knob control, in diecast cases size 3½in. x 4½in. x 2½in., fitted on/off toggle switch and 2 cannon plugs, new, boxed, 7/6, post 1/3.
SELSYN TRANSMITTERS (Magalaps), 3in. type, pure synchro X-Y-2-3, suitable as master or slave, 50-v. 50-cycle single phase A.C. operated. When two or more of these are wired up, the rotation by hand (or other means) of the one, will result in a 100 per cent. follow in the other(s), both clockwise or anti-clockwise, supplied brand new with test report, in tropicalised sealed cartons. Value, 28 each, our price 25/-, post 2/-, 2 for 50/-, post paid with wiring diagram. **SIEMEN'S HIGH SPEED RELAYS** coil res. 145 ohms, single-pole changeover platinum contacts, adjustable armature tension and contact gap, well worth 35/-, our price, new, unused, 5/-, post 6d., 50/- doz., post 2/-.
TELEPHONE SETS, consists of 2 combined receivers and microphones, connected by 20ft. twin flexible, provides perfect 2-way communication (up to 1 mile with extra flex), self-energised, no battery required, complete ready for use, new, boxed, 12/6, post 1/-.
CRYSTAL SET COILS, high-gain dual range med. and low, complete with crystal set circuit, 2/6, post 4d.; Variable conds. .0005 mfd., Bakelite dielectric, complete with pointer knob, 3/6, post 4d.; Germanium detector, latest wire-wound type, 2/-, post 6d.; Wavechange switches, 6d., post 6d.; Cils plugs with sockets, 4 sets 2/-, post 4d. All items to construct a crystal set, 10/-, post paid. **D.G. SERIES MOTORS** 12-24-v. 15/20 amps., size 6½in. long, 3½in. dia., fitted ½in. dia. shaft, weight 9½lb., a very superior motor, originally cost £10, our price, new, unused, 7/6, post and packing 2/6. Many other bargains; send 3d. with S.A.E. for current lists.

MIDLAND INSTRUMENT CO., MOORPOOL CIRCLE, BIRMINGHAM, 17
Tel.: HAR 1308



GW SMITH & CO.

(RADIO) LIMITED

3-34 Lisle Street, London, W.C.2

Telephone: Gerrard 8204/9155



1 min. Piccadilly
Tube Station.

FOR ALL RADIO BARGAINS

1 min. Leicester
Square Tube Station

0/100 MICROAMP METERS. Brand new 2 1/2 in. panel mounting, scaled 0/1,500 yards, 42/6 each.

TRANSFORMERS. All 230 volt A.C. input. 2,000 volt 5 mA., 15/6. 500 x 500 volt 170 mA., 4 volt C.T. 4 amp., 22/6. 250 x 250 volt 150 mA. 4 volt 3 amp., 9/6. 1,500 volt 330 mA., 52/6. 4 volt 14 amp., 6.3 volt 1 1/2 amp., 10/6.

H.R.O. 6 VOLT VIBRATOR POWER PACKS. Output 165 volt 80 mA., 6.3 volt 3 amps., 6 x 5 rectifier, fully smoothed, size 7 in. x 7 in. x 6 in., supplied brand new with clips and leads, 29/6 each.

HEAVY DUTY WIREWOUND POTENTIOMETERS. 400 ohm, 10K ohm, 20K ohm, 6 watts, 3/6 each. 50K ohm, 100K ohm, 10 watts, 7/6 each.

HEADPHONES. Brand new Canadian "Northern Electric" finest ever produced, 50 ohm coils, complete with P.O. Jack Plug, 10/6 pair.

CERAMIC TRANSMITTER SWITCHES. Extra heavy duty silver contacts, 3 in. dia., 1 pole, 6 way, 3 bank, 9/6. 1 pole, 6 way, 2 bank, 6/6 each. 1 pole, 4 way, 1 bank, 5/6 each.

P.40 POWER PACKS. Brand new, 200/250 volt A.C. input. Output 175 volts D.C. 60 mA., 12 volts 2 amps., fully smoothed, 5Z4 rectifier, 32/6 each.

P.O. MAGNETIC COUNTERS. 0/9999. Supplied with 3 ohm coils for 1.5 volts or 2,300 ohm coils for 18/24 volts D.C., 4/3 each.

METERS. All brand new and boxed.
0-1 mA. 2 1/2 in. desk type 25/- each.
0-1 mA. 2 1/2 in. round F/M M/coil, 22/6 each.
0-5 mA. 2 in. square F/M M/coil, 7/6 each.
0-10 mA. 2 1/2 in. round F/M M/coil, 9/6 each.
0-100 mA. 2 1/2 in. round F/M M/coil, 9/6 each.
0-150 mA. 2 in. square F/M M/coil, 7/6 each.
0-200 mA. 2 in. square F/M M/coil, 7/6 each.
0-200 mA. 2 1/2 in. round F/M M/coil, 9/6 each.

AMMETERS.
0-1 amp. 2 1/2 in. projecting, R.F. 7/6.
0-5 amp. 2 1/2 in. round, F/M, R.F., 7/6.
0-10 amp. 2 in. square, F/M, R.F., 8/6.
20/20 amp. 2 in. round, F/M, centre zero, 6/6.
0-30 amp. 2 in. square F/M M/coil, 7/6.

VOLTMETERS.
0/20 volts 2 in. square, F/M, M/coil, 7/6.
0/40 volt 2 in. square, F/M, M/coil, 7/6.

A.C. VOLTMETERS 50 CYCLE. 0-15 volt 2 1/2 in. round, F/M, M/I, 8/6; 0-20 volt 2 1/2 in. round, F/M, M/I, 10/-; 0-300 volt, 2 1/2 in. round, F/M, M/I, 25/-; 0-300 volt 5 in. projection, M/I, 50/-; 0-300 volts 3 1/2 in. round, complete in box with leads and prods, 39/6.

ROTARY CONVERTERS. Models for 12 or 24 volt D.C. input, output 230 volt A.C., 50 cycle, 100/150 watts, 92/6 each.

RF.26 UNITS. Brand new with 3 valves, 29/6 each.

TRANSFORMERS. 230 volts input. 6.3 volts 1 1/2 amps., 6.3 volts 1 1/2 amps., 9/6 each; 300 volts 60 mA., 6.3 volts 1 1/2 amps., 8/6 each.

CAMERA CONTROL UNITS. Type 35 No. 20. 24 volts D.C. operation, brand new, 22/6.

POWER UNITS S.441B. 200/250 volt input. Output 300 volts 200 mA., 12 volts 3 amps. Choke and condenser smoothed, 5U4G rectifier, 62/6 each.

AMERICAN ALL METAL SCREENED POWER RHEOSTATS. 60 ohms 1.5 amps., 7/6 each. 200 ohms, 35 amps, 5/6 each. 8 ohms 2.5 amps., 7/6 each. 60 ohms 9 amps., 7/6 each. 8 ohms, 3.3 amps., 8/6 each.

WANTED—good class communication receivers and test gear, send yours stating reasonable price, cash by return.

R.1155 COMMUNICATION RECEIVERS Brand new in original transit cases. 5 wavebands. The World at your finger tips. £11/19/6 each.

CERAMIC SWITCHES. 3 pole, 4 way, 4 bank, 10/6. 4 pole, 3 way, 3 bank, 6/6. 7 pole, 2 way, 3 bank, 5/6.

EX-W.D. POWER PACKS. 230 volt A.C. input. Output 150 volts 60 mA., 6.3 volts 1 1/2 amps., fully smoothed, metal rectifiers, 29/6 each.

EX A.M. SWITCH BOXES. Fitted with 3 independent 5 amp switches, size 3 1/2 in. x 2 in. x 2 in., ideal for cars, boats and caravans, 1/9 each. Ditto, 5 way, 3/6 each.

EX W.D. CHOKES. 20 henry 300 mA., 13/6. 20 henry 120/180 mA., 10/6. 15 henry 275 mA., 10/6. 15 henry 80 mA., 5/6. Swinging Chokes 150 mA., 4/20 henry, 7/6 each. 10 henry 150 mA., 9/6.

TELEPHONE HANDSETS. Ex-American, Standard P.O. type, wonderful Instruments, 12/6 each.

RECORD AMPLIFIERS. 200/250 volt A.C. input, Push-pull 6V6 8 watts output, variable tone control, matched output to 3 or 15 ohms. £6/10/- complete.

EX A.M. SWITCH BOXES. Fitted with 16 toggle type switches, ideal for model or train control, brand new and boxed, 9/6 each.

MUIRHEAD PRECISION BUILT KEY SWITCHES with Heavy Contacts. 8 pole 2 way. Brand new, 4/6 each, cost £2/15/- to make. Wonderful bargain.

FILAMENT TRANSFORMERS. 230 volt A.C. input, 6.3 volts 1 1/2 amps, 5/9 each. 6.3 volts, 3 amps, 9/6 each.

TYPE 4 WAVE METERS. Cavity Tuned Absorption wavemeter covering 200-220 Megacycles. Brand new and boxed, supplied with VU39, SP61, EA50, and CV51 M/eye Tuner, 29/6 each.

RELAYS. 50 volt A.C. with 2 pole changeover heavy duty silver contacts, size 4 in. x 3 in. x 2 1/2 in., 10/6 each. Polarised Relays Twin, 600 ohm coils, 8/6 each.

We stock all types of relays, 600 and 3,000 types heavy and light contacts including platinum. Send us your enquiries, we are the cheapest in the Trade.

METER SWITCHES: Standard Yaxley type, 8 bank, single pole, 9, 11 or 12 way, size 2 1/2 in. diameter, switch length 5 1/2 in. plus spindle 2 1/2 in., 7/6 each.

CHARGING EQUIPMENT. Transformers 200/250 volt input, 15 volts or 9 volts output 2 amps., 12/3 each. Ditto 4 amps., 14/6 each. Full wave metal rectifiers, 6 volt 1 amp., 4/3 each. 12 volts 1 amp., 7/6 each. 12 volts 2 amps., 11/3 each.

CARBON THROAT MICROPHONES. Ex American, brand new, 2/6 each.

BATTERY CHARGERS. 200/250 volt input. 24 volts 10 amps. output. Perfect working condition, £12/10/- each.

TRADE ENQUIRIES INVITED.

TELEVISION POWER PACKS TYPE 285. Input 230 volt A.C., output 2,500 volts 5 mA., 350 volts 200 mA., L.T. 6.3 volts 15 amps, twin choke and paper condenser smoothed VU120 and 5U4G rectifiers. Special price 69/6 each.

UNISELECTOR SWITCHES. 4 Bank Double Wipers, coil resistance 25 ohm, 25 position, 32/6 each. Brand new.

TEST SET TYPE 109. Brand new and boxed, fitted with 2 in. 0/5 mA., M/C meter also 0-40 volt 2 in. M/C meter, with mains plug and leads and many other useful parts, size 6 in. x 6 in. x 3 in., 12/6 each.

BRAND NEW P.O. KEY SWITCHES. 2 pole changeover complete with knob, 2/9 each.

MANSBRIDGE PAPER CONDENSERS. 10 mfd. 450 volt, 5/6 each; .25 mfd. 4,000 volt, 1/6 each; .1 mfd. 4,000 volt, 1/6 each; Nitrogol Condensers, 4 mfd. 4,000 volt, 22/6 each.

PYE 45 MEG. I.F. STRIPS. Complete Television Strip with 6 EF50 valves and 1 EA50 valve. Size 1 1/4 in. x 3 1/2 in. x 3 1/2 in. Finest strip ever produced, 69/6 each complete, brand new.

METER RECTIFIERS. Full Bridge 2 mA., S.T.C. Brand new, 5/6 each.

MICRO SWITCHES. Universal Changeover Type, size 2 in. x 3/4 in., 2/6 each, many other types available.

AMERICAN 100 Kc/s CRYSTALS. 3 pin plug in type, 15/- each.

SIX FOOT P.O. 19 in. RACKS. "U" channel, 79/6 each.

AMERICAN (SPRAGUE) CONDENSERS. Wire ended, .1 mfd., .01 mfd., .02 mfd., .05 mfd., .005 mfd., all at 9d. each.

RECEIVERS TR.1196. Complete with 6 valves; 2 EF39, 1 EK32, 2 EF36, 1 EBC33. I.F. frequency 465 Kc/s. 27/6 each.

600-900 MC/S R.F. UNITS. Set of three RF. 116, 118 and 119, £4/19/6 per set.

VALVES. VU111, VR65a, 7193, CV6, VR78, all at 2/3 each.

EX W.D. AMPLIFIER UNITS. These contain 1 EF.36 valve, 1 400 ohm P.O. Relay, pots., condensers, resistors, etc. Special price 6/6 each.

MIDGET 18 WAY PLUGS AND SOCKETS non-reversible, size 2 in. x 3/4 in., 3/6 pair.

ADMIRALTY POWER UNITS. 200/250 volt input. Output 2,500 volts 10 mA., stabilized 250 volts 200 mA., stabilized 110 volts negative 200 mA., 6.3 volts 10 amps., choke and condenser smoothed, 3 S130 stabilizers, 2 5U4G rectifiers, 1 E.H.T. rectifier complete with 6V6 audio output stage and 6 in. p.m. loudspeaker, £5/10/- each.

AMPLIFIERS AND RADIO FEEDER UNITS. Push-Pull KT66 amplifier, 20 watts output. 3 wave-band L.M.S., radio feeder unit. 200/250 volts input. Provision for mic. or gram. inputs. Tone and volume controls. 10 in. monitor speaker with provision for external speakers. Housed in handsome black cabinet, ideal for industrial or factory use, £23 each.

MAINS TRANSFORMERS. 200/250 volts input. 350 x 350 volts 80 mA., 6.3 volts 4 amps., 5 volts 2 amps., 16/6 each. Ditto 250 x 250 volts, 16/6 each. L.T. Transformers tapped from 3-30 volts 2 amps., 16/6 each.

REVERSIBLE MIDGET MOTORS FOR MODEL ENTHUSIASTS. Size 2 in. x 1 1/2 in. Spindle length 3/4 in. x 3/4 in. For operation on 4, 6, 12 or 24 volts D.C., 12/6 each.

PLEASE PRINT YOUR NAME AND ADDRESS CLEARLY, ALSO INCLUDE POSTAGE OR CARRIAGE ON ALL ITEMS.

HOURS OF BUSINESS: 9 a.m.-6 p.m.; Thursday 1 p.m. Open all day Saturday.

THE
**BRITISH NATIONAL
RADIO SCHOOL**

ESTD. 1940

NOW IN OUR FIFTEENTH YEAR
AND STILL

**NO B.N.R.S. STUDENT
HAS EVER FAILED**

to pass his examination(s) after completing
our appropriate study course.

Our Secret?

*Sincerity, Long Experience, Family
Ownership, Pride of Service and a
genuine attempt to mould the "Course"
to the student.*

A.M.Brit.I.R.E. and CITY and GUILDS Radio and
Telecommunications Exams., etc., etc.

PRINCIPAL, M.I.E.E., M.Brit.I.R.E.
BRITISH NATIONAL RADIO SCHOOL
2, CANYNGE ROAD, CLIFTON, BRISTOL, 8
Tel.: BRISTOL 34755

**SPECIAL CLEARANCE SALE—
GREAT BARGAINS FOR CALLERS**

SPECIAL OFFER of Constructors parcel of 100 assorted resistors
comprising $\frac{1}{2}$, $\frac{1}{4}$, 1 and 2 watt from 10 meg.-22 ohms. 12/6.
"AVO" MINORS, D.C. "E" type, also reconditioned and
perfect order, £2/17/6.

ADVANCE SIGNAL GENERATORS. Type E.I. £20.

MEGGER SAFETY OHMMETERS. Perfect, £3/10/0.

H.R.O. SENIOR RECEIVERS. With A.C. P.P., 5 coils, £28.

D.S.T. 100 RECEIVERS, as new. Coverage is 7 bands from 30-Mc/s.
to 50 Kc/s., £20 each.

HAMMERLUND H.Q.120. Mint condition, rack mtg., £40.

HALLICRAFTERS SX28, S27, S41, S38, etc. Perfect cond.

AR88LF, AR88D, CR100, from stock. R1155 RECEIVERS and
"N" models available, new.

CANADIAN R.103 RECEIVERS, as new, modified for A.C.
working, £18 10/-.
B.C.348 AND B.C.342 RECEIVERS from £22/10/-.
LELAND R.F. WOBBLATOR, perfect order, £12/12/-.
A.C./D.C. MOTORS, suitable for sewing machines, 47/6 each.
A.C./D.C. 12 v.-15 v. MOTORS, long spindle for models, 15/- each.
NEW M/C MICROPHONES, hand type, with 12 yds. heavy
duty screened cable, £3/15/- each.
TEST EQUIPMENT. We hold a comprehensive stock. Multi-
range meters at 1,000 and 20,000 o.p.v., valve testers, signal gens.
10,000 OHMS POTENTIOMETERS, large size, by Colvern,
included 8 6 each. 100k, 15w., 9/6 each.
MAINS TRANSFORMER. 350-0-350 v. Ellison at 120 mA.
6.3 v. 5 a., C.T. 5 v. 3 a., 37/6. Full range of all types of Ellison products
in stock.
F.M. DEVIATION METER, in perfect working order, £20.
6 VOLT (3 at 2 v.) BOXED ACCUMULATORS, 14/-.
.1 μ F350 v. METAL CASED TUBULARS, U.S.A., at 4/6 doz.
(minimum 2 doz.).
H.R.O. COILS. 46-96 Mc/s., etc., at £2/5/- per coil.
Your post enquiries welcomed. S.A.E. for reply, please. Orders,
C.W.O. or Pro-forma Invoice, no C.O.D. Prices quoted do not
include carriage and packing.

All types of equipment purchased. Top prices paid.

SERVICE RADIO SPARES
4, LISLE STREET, LONDON, W.C.2

Telephone: GERrard 1734.

**FOR EXPORT and to H.M. GOVT.
CONTRACTORS ONLY**

AVAILABLE FOR IMMEDIATE DELIVERY

RADAR
EARLY WARNING RADAR (mobile on trailers)—LORAN &
GEE RADAR.
NIGHT-FIGHTER RADAR — REBECCA EQUIPMENT.

RADIO TRANSMITTERS
R.C.A. ET-4336—(2-20 Mc/s 350 watt).
HALLICRAFTER BC-610 (2-20 Mc/s, 350 watt). (New.)
WESTINGHOUSE GO-9 (300-18,100 Kc/s—CW and MCW only).
TECHRAD Model T-350XM (2-20 Mc/s, 350 watt). (New.)
R.C.A. 5 kW Transmitters. (New.)
Large quantities of spares for above.

TEST EQUIPMENT
PULSE GENERATORS (Model 79-B—current production by
Measurements Corporation).
MODEL 79-B generates pulses of continuously variable width
and repetition rate (RR 60-100,000 pps., pulse width variable from
0.5-40 microsec.).

The instrument may be used for checking the response of video
and r.f. amplifiers and investigation of peak measuring equipment.
It will also simulate ignition and other types of interference for
radio noise elimination research.

MICROWAVE FREQUENCY METERS (Model 105SM—
Lavoie Laboratories). Frequency Range 375-725 Mc/s. Self-
contained, battery operated, high precision instruments.
BC-221 Frequency Meters, TS-10A/APN, and a large range of
TS instruments.

VALVES, MAGNETRONS & KLYSTRONS. (Surplus—guaran-
teed also Current production.) Large quantities always in stock.

**AIRCRAFT ELECTRICAL EQUIPMENT AND
ACCESSORIES**

All our equipment is either new or rebuilt to original
specification, including latest modifications.
All Airborne equipment can be released in our works to
A.I.D. and/or A.R.B. Standard.

High Precision Electronic Development and Production Contracts
undertaken.

BRITISH SAROZAL LTD.
1-3, Marylebone Passage, Margaret Street, W.1.
Telephone: LANgham 9351 (3 lines).
Cables: Sarozal, London. Telegrams: Sarozal, Wesdo, London.

**TELEVISION SERVICEMEN
REQUIRED IMMEDIATELY**

Fully experienced television servicemen, desirous
of making their future in Canada, who are cap-
able of repairing all makes of receivers.

We want honest, hardworking men, for they will
become associated with the largest television
service organization in Eastern Canada.

Write giving full details re: schooling, experience,
references etc., and please enclose snapshot to:

**CAPITAL TELEVISION
INSTALLATION & SERVICE LTD.,
9500 ST. LAWRENCE BLVD.,
MONTREAL, CANADA.**

All applicants will be advised when and
where in London to present themselves
for personal interview.

Wireless World Classified Advertisements

Rate 7/- for 2 lines or less and 3/6 for every additional line or part thereof, average lines 6 words. Box Numbers 2 words plus 1/- (Address replies: Box 0000 c/o "Wireless World" Dorset House, Stamford St., London, S.E.1.) Trade discount details available on application. Press Day: January 1955 issue, Monday, December 6th. No responsibility accepted for errors.

WARNING

Readers are warned that Government surplus components and valves which may be offered for sale through our columns carry no manufacturers' guarantee: Many of these items will have been designed for special purposes making them unsuitable for civilian use, or may have deteriorated as a result of the conditions under which they have been stored. We cannot undertake to deal with any complaints regarding any such items purchased.

NEW RECEIVERS AND AMPLIFIERS

C.J.R. ELECTRICAL & ELECTRONIC DEVELOPMENT, Ltd., Bickford Rd., Witton, Birmingham, 6. Tel. East 0822, SPECIALIZE in the manufacture of High Fidelity Sound Reproducing equipment, including:—

WILLIAMSON Amplifiers, Tone Control Stages with variable Steep Cut Filters, Cross-over Units, High Fidelity Portable Tape Recording equipments ideally suitable for playing the new EMI pre-recorded tapes, Professional Recording Amplifiers, Microphone Mixing Units, etc. Send for details and leaflets. [0105]

OUR new Mullard amplifier-MW/VHF receiver-transistor receiver, can all be heard at—Marlborough Yard, N.19, 8 mins. Archway Station, 25 mins. West End. Ring Arc. 5078. Bel Sound Products Co. [0184]

SHIRLEY LABORATORIES, Ltd., 125, Tarring Road, Worthing, Sussex, announce the superb "Jupiter" amplifier with pre-amplifier incorporated, 15 watts output, response 15 c/s to 80,000 c/s; bass lift 18 db, cut 18 db, treble lift 14 db, cut 20 db, hum and distortion level almost immeasurable, 230v @ 20 m.a., 6.3v @ 1 a at octal socket; beautifully constructed to instrument standards; B.V.A. valves; price complete with engraved panel £18/18; also the "Jupiter" reproducer, comprises above amplifier with 12in speaker in hand-made cabinet at 32gns., or with Axion 50 at 34gns., or with Axion 150 Mk. II, at 40gns.—Write for full details. [3579]

RECEIVERS, AMPLIFIERS—SURPLUS AND SECONDHAND

R 1355 Sound Receivers as supplied R.A.F. "unused," 27/6, carr. 10/-, England, Wales.—Smith, Highworth Rd., Faringdon, Berks. [3721]

HRO Rx's and coils in stock also AR38, HBC348R, CR100, etc.—Requirements please to R. T. & I. Service, 254, Grove Green Rd., London, E.11, Ley. 4986. [0053]

BONAVIA-HUNT de luxe amplifier (fig. 5, high fidelity radio) to caller only £20, power pack, valves, etc.—Write first to me, Stagsden Vicarage, Bedford. [3753]

R@ 12/6, brand new in original cartons, with valves; postage 2/6.—E.W.S. Co., 69, Church Rd., Moseley, Birmingham. [3593]

GRAMPIAN R.A.2 recording amplifier, in case, two channels, three inputs, monitor speaker, meter, unused, as new (cost £60); £37.—Wessex Recordings, Bridport. Tel. 3020. [3786]

WILLIAMSON amplifier (premier), tone control unit, 12in television (premier), requires attention.—Offers to K. G. Swinburn, 45, Lytham Rd., Levenshulme, Manchester, 19. [3577]

WIRELESS WORLD 2 R.F. 3-valve quality tuner, M.W. and L.W., unused, ideal for use with all high fidelity amplifiers; £6/10, including valves, limited number; bargain.—Box 8667. [3748]

RECEIVERS, AMPLIFIERS—SURPLUS AND SECONDHAND WANTED

WANTED, Hallicrafter S-72 or similar late model portable mains/battery receiver with R 7 and one or two I-F stages.—Box 8698. [3700]

NEW LOUDSPEAKERS

GOODMANS loudspeakers, also supplied in polished cabinets; write for list, easy payments.—Stamford (Dept. D.21), 20, College Parade, Salisbury Rd., London, N.W.6. [3660]

LOUDSPEAKERS—SURPLUS AND SECONDHAND

GOODMANS Axion 12, W.B. pressure tweeter, dividing network; £7; excellent order.—Schofield, 8, Silhill Hall Rd., Solihull, Birmingham. [3785]

PARTRIDGE Transformers

For Special Circuits

Many of the prominent amplifier circuits, including those published by the G.E.C. and Mullard Technical Departments, employ Partridge Transformers. Two examples are given below.

Osram 912 High Quality Gramophone Amplifier. Partridge Transformers and Chokes were employed by the G.E.C. Technical Valve Dept. for the prototype of the amplifier (see "Wireless World" September for review of the Osram 912). The three specified Partridge components are available in alternative mounting styles detailed below.

* MAINS TRANSFORMER (T.1)


Partridge Type No. P.3591 B
Mounting style DN/404B 5/2
Mounting style DL/404B employing loose lead terminations 43/-

* SMOOTHING CHOKE (L.1)

Partridge Type No. C10/135
Mounting style DN/401B 34/3
Mounting style DL/401B 28/6

* OUTPUT TRANSFORMER (T.2)

Partridge Type No. P.3591 A
Mounting style DN/404B 85/-
Mounting style DL/404B 75/-



PARTRIDGE TYPE P.3591 A

(Push-pull output transformer). Used in the above circuit. If performance down to 30 c/s is required it is essential to employ a transformer of this calibre.

Mullard five-valve 10-watt high-quality amplifier circuit employs a Partridge Type PPO (see technical Data Sheet No. 1). This circuit was described in the August issue of "Radio Constructor."

Write for illustrated brochure giving full details of the Partridge components specified for the Osram 912 and Mullard amplifiers.



PARTRIDGE TRANSFORMERS LTD TOLWORTH SURREY

Phone: ELMbridge 6737/8

NEW TEST EQUIPMENT

ALLEN armature testers (new), 110v A.C., price 30/-; 230v A.C., price 55/-.—W. H. Suffield & Co., 30, Field Lane, Teddington, Middlesex. Tel. Kingston 8894. [3734]

TEST EQUIPMENT—SURPLUS AND SECONDHAND

AVO 7, leather case, £11.
AVO A.W. oscillator; £9.
500v Wee Megger, £11; good condition, offers. **BROOKS**, 32, The Avenue, Pinner, Middx. Field End 9063. [3765]

FOR sale, one AVO valve tester type 10062-546, complete with valve base adaptors; £10 or near offer.
One Taylor type 240A pattern generator; £7 or near offer.—Box 8922. [3774]

TV pattern gen., 40-75mc/s, full mod. atten., 80ohms imped., as new, only £6, guar. make; s.a.e. details.—Box 8315. [3612]

AVOMETER Model 7, 1952, never used, to sell.—D. Welnstock, 341, City Rd., London, E.C.1. Ter. 6145. [3752]

MULLARD oscilloscopes, type E800, £17/10; type GM3152, £12/10; miniscopes, £6; TF336/2 wide range BFO, £17/10; Du Mont type 175, C.R.O., £19.
TECHNICAL Trading Company, 181, Lake Rd., Portsmouth. Phone 5785. [3764]

METERS: Avo 7, Avo D.C., Weston 665. Maivo D.C. Avo valve tester, 2/3,000 service data, 150 asst. valves and components, cock for late 17in TV; or offers to clear, no dealers.—Box 8541. [3659]

SIGNAL generators, oscilloscopes, output meters, valve voltmeters, frequency meters, multi-range meters in stock; your enquiries are invited.—Requirements to R.T. & I. Service, 254, Grove Green Rd., London, E.11, Ley. 4986. [0056]

AUDIO gen., 10c/s-200kc/s 1%, atten., perfect, £7/10; R.F. sig gen., 0.1-35mc/s within 1%, atten., range sw., etc., £6/15; tape recr. amfr., complete with oscr. and power, unused, only £8; all above guar. makes as new; s.a.e. details.—Box 8316. [3613]

NEW DYNAMOS, MOTORS, ETC.

WARD rotary converters for radio, television, amplifiers, etc.
ALSO, rotary transformers, alternators, D.C. generators, etc.
WARD, 75, South St., Bishop's Stortford, Herts. Tel. Bishop's Stortford 1694. [0029]

BATTERY chargers 4 models, 2-6-12v, 1-2-4 amp D.C., any mains voltage; also larger types special transformers, chokes, test gear, interior car heaters, etc.—The Banner Electric Co., Ltd., Hoddesdon, Herts. [0112]

ALLEN vibratory converters (new), 110v D.C. input, 110v A.C. output, simple conversion to 230v A.C. if used with auto transformer; price 30/-.—W. H. Suffield & Co., 30, Field Lane, Teddington, Middlesex. Tel. Kingston 8894. [3735]

SPECIAL television rotary converters, guaranteed interference free, fitted radio and television filters, wt. 60lb, d.c. input 12v 200va, out. 24v, 32v, 50v, 110v, 230v d.c. to 230v out. 250va, £28/10 del., also converters for radio-gram and general use, inputs, outputs and prices as above; the above also supplied without smoothing, £25 del. immediate despatch; trade supplied.

AT a purchaser's home 60 mis. S.W. of Sutton Coldfield a 24v TELEVISION converter was tested on Ekco television, 12in tube, stated consumption 155 watts d.c. current from battery only 9 1/2 amps, picture and sound were perfect and completely free of interference or flutter.

THE above is the latest product of British manufacture and is guaranteed for one year. J.A.P. No. 2A 1.2hp petrol engine, air-cooled, 4-stroke, starting rope, tools; £17/10 delivered. T. W. PEARCE, 66, Great Percy St., W.C.1 (near Angel). [0013]

DYNAMOS, MOTORS, ETC.—SURPLUS AND SECONDHAND

E.D.C. rotary converter, 110v input, 220v a.c. output 220 watt, guaranteed condition; £10, nearest.—Nicholls, Llandewy, Llandrindod, Radnorshire. [3676]

NEW GRAMOPHONE AND SOUND EQUIPMENT

FERROGRAPH magnetic tape recorder 76gns.
WEARITE tape decks and component parts. DISC recording machines and blank discs. LEAK amplifiers, 10w £17/17; preamp £10/10. GOODSPELL, 5w £13/10, preamp £10/10. RESLO ribbon microphones and stands. EVERYTHING for the professional recording studio and quality dealers.
SOUND DISCS (SUPPLIES), Ltd., 178, Bishopham Rd., Southport, Lancs. Tel. 88153. [3169]

THE **Cape 25**
AUDIO AMPLIFIER



One Pound Per Watt

An amplifier of the highest quality combining wide frequency range, low distortion and high damping factor with adequate reserve of power. Suitable for all applications where the highest quality of reproduction is required. Soundly constructed from first class materials and guaranteed one year.

Brief Specification
Response substantially level from 1 to 100,000 c.p.s. 15 watts at 0.1% total distortion and 26 watts at 0.5% total distortion (harmonics measured individually up to the 9th in both cases). Output impedance 0.5 ohms to 15 ohm load. Performance substantiated by independent test report of the Southampton University. Choke input filter providing well regulated power supply. External supplies 440 volts at 75 mA., 6.3 volts at 1.5 A. and separate 6.3 volts at 3 A. Suitable for use with all V.H.F. units. German valves. A.C. mains tapplings 10-0-200-220-240 volts. Self balancing circuits.

25 WATTS - £25

Write for full particulars to:

CAPE ELECTROPHONICS LTD.
43-45 SHIRLEY HIGH ST., SOUTHAMPTON
Telephone: Southampton 74251

SURPLUS

AERIAL MASTS. American Yagi 5 element array AS-46/APG. 30ft. one piece 4in. dia. hollow wood masts. 36ft. 3 section 2in. dia. tubular steel masts. 45ft. 9 section 1 1/2 in. dia. American steel masts MS-44. 50ft. Bendix plywood masts MT-7A. 70ft. American plywood masts. 50ft. Trylon lattice ladder towers. 20ft. American tripod base aluminium masts AS/TPX. 9ft. one piece American police whips. 18ft. BC-610 6 section whips.

TELEPHONE AND TELEGRAPH APPARATUS. 1+1 terminals and by pass filters; 1+3 terminals; 1+4 terminals and repeaters, S and SX, S and DX, filters; power bays; repeaters; V.F. ringers; perforators; Wheatstone equipment; teleprinters; undulators; switchboards; rectifiers; EE-65, TG-10, etc., etc.

AUDIO EQUIPMENT. R.C.A. squadron announcers (12-25 watt speakers). R.C.A. 25 watt high power speakers. Portable megaphones PA-4. BC-1016 recorders (morse up to 400 w.p.m.).

CONTROL UNITS. RM-6, 7, 12, 13, 21, 25, 29, 42.

AMERICAN TRANSMITTING TRANSFORMERS AND CHOKES. A large variety by Amertran, Kenyon, R.C.A., Thordason, etc., etc.

TRIPLE DIVERSITY RECEIVERS. 1.5 to 3.0 mc/s. Self contained on rack with all refinements. Full details available.

100 WATT BROADCASTING TRANSMITTERS by Woden. Self contained in 4ft. 6in. cabinet £22/10/- with valves.

RACKS, de luxe, 19 inches wide channel iron, 3 x 2, 5ft. 6in., 70/-; 3ft. 6in., 40/-; both carr. 10/-.

Many other items too numerous to mention. Send your requirements. Lists available. All packing and shipping facilities.

P. HARRIS
ORGANFORD **DORSET**
Telephone: Lychett Minster 212.

NEW GRAMOPHONE AND SOUND EQUIPMENT

TRUVOX Decks.—Amplifier to suit. 8min. Valves, 10w P.P. Latest design, Sep. Power Unit; Treble lift choke; Var. Bias, Mic. and Radio Inputs, Mixer control, M. Eye indicator. 30-10Kc/s response; 19gns.

RECORDING Amplifiers with Meter, Treble lift choke, P. Pack, etc., 18gns.; trade supplied; Pre-amp., £3/15.

HARDING ELECTRONICS. 120a. Mora Rd., London, N.W.2. [0032]

TAPE recorders for sale, exchange, or hire in Greater London, good quality tape recorders wanted for cash, all types of repairs, mechanical and electronic, carried out by specialists, all accessories available, we deal exclusively in magnetic recording equipment.

THE MAGNEGRAPH RECORDING Co., Ltd. 1, Hanway Place, London, W.1. Tel. Langham 2156. [3396]

CINE-VOX disc recording equipments, type C7/1 for high-quality recordings from existing microphone equipments, price from 28gns.; also available as a complete channel inclusive of mic., amplifier and playback equipment, at 70gns.; type C7, for highest quality professional requirements—recorder mechanism at 48gns, or complete channel at 110gns.; demonstrations arranged in London.

PLEASE write for details to K.T.S., Ltd. "Coplou," Park Rd., Braunton, N. Devon. Tel. Braunton 224. Callers by appointment only. [0209]

GRAMOPHONE AND SOUND EQUIPMENT—SURPLUS AND SECONDHAND

GRUNDIG 700L. 2-speed. Little used; £60.—28, Ceylon Rd., Blythe Rd., W.14. [3688]

BAXENDALL-Partridge O.P. trans. tertiary 400b f.b. wdg., £3.—81, Osborne Pl., Aberdeen. [3762]

FERROGRAPH 2A, as new, £68, used Scotch Boy, ferrograph, B.A.S.F. tapes, 1,200ft reel, 1in.—Box 8865. [3746]

GRUNDIG 700L tape recorder, little used; £60 o.n.o.—Holdsworth, 26A, Northgate, Wakefield, Yorks. [3732]

GOLDEN 10 C.S.B., £5; B.S.R., GU4 with XMS "H" L.P. head, £5; both perfect.—Box 8872. [3751]

GRUNDIG console tape recorder, microphone, 5 tapes, perfect, £75 or offers; cost £108.—King, 4, Richmond Gardens, Southampton. [3737]

CLOSING down; Truvox deck, unused, £20/10; Scotch Boy, 1,200 ft., 30/-; add postage; £250 worth new items, cheap; 1 list.—Box 8868. [3749]

MAGNETIC tape bargains—G.E.C. and E.M.I. type 65, 18/- per 7in reel; E.M.I. type H.60, 30/- per reel; Scotch boy empty reels (old cream type), 2/6 each; limited quantities; cash with order.—Bradmatic Ltd., Station Rd., Aston, Birmingham, 6. [3681]

HAND-MADE radiogram together with separate Voigt corner speaker, set specially designed for finest possible reproduction diamond pick-up, magnet and speaker beautifully finished in walnut; accept £85.—Tel. Palmers Green 3298. McDonald, 91, High St., Southgate, N.14. [3670]

TRANSMITTING EQUIPMENT—SURPLUS & SECONDHAND

TR9 transmitter/receivers, battery operated, 1 1/2 to 5 mc, easily modified to other stations, 47/6, C.P. or "mint" condition. 77/6 C.P.

TI154; the famous R.A.F. transmitters, for use with RI155, complete with valves; from 30/- G.P.

R.F. UNITS, type 24, new with valves, in original cartons; 15/- C.P.

POWER units, type 5, 230v ac input, 250v dc and 6.3v dc output; 90/- C.P.

CONVERTERS 24-volt dc input, 230-volt ac, 50 cycle output, 100 watts, 80/- G.P.

SIGNAL generators and test equipment. **BRITISH** and U.S. by quotation. **SEND** us your specific enquiries; we hold large and varied stock of ex-Air Services radio.

STARAVIA (Disposals Division), Blackbushe Airport, Camberley, Surrey. [3682]

WILCOX Gay VFO's, SCR522, 12 volt power packs. British Breeze plug connectors and cables 6/12 way, large stock of HP aircraft and VHF Pye mobile radiotelephones. **Teched** TR50XM R/T 12-24 volt 50w.—Raymans, 106, Kensington High St., London, W.8. [3632]

NEW COMPONENTS
32-point G.P.O.-type shelf jacks and plugs, new; 17/6 pair.—Process Units, Ltd., Skircoat Moor Rd., Halifax. [3785]

FM receiver kits; the well-known W.W. design; wound coils, valves, all parts, down to nuts and bolts; elegant stoved chassis, front-plate, kits from £7/5; a new 35-mile feeder, at £5 complete kit, miniature receiver (W.W. Oct. '54) parts set 70/-; inc. chassis, valves, coil.—Bel Sound Products Co., Marlborough Yard, London, Archway, N.19. [0185]

COMPONENTS—SURPLUS AND SECONDHAND

GERMANIUM diodes, 1/- each; quantities cheaper.—B.D.C., 591, Green Lanes, London N.8. [3649]

FREE list; sensational prices; valve components.—Jack Porter, Ltd., College St., Worcester. [3296]

"AUTOMAT" CHARGERS and POWER PACKS

as supplied to Ministries, Airline Co's, etc., up to 600 watts. Correct design, best materials and workmanship. Selenium rectifier stacks, 40 ma. to 10 amp., with or without transformers.



"AUTOMAT" SELF REGULATING CHARGERS "Export" model as illus. for 6 v./12 v. 5 amp., using S.T.C. selenium rectifier, damp-proof, ultra reliable w.t. 10lb., for 215/245 v. A.C., £8/5/- carr. 4/6 extra. Gtd. 12 months. Also our well known 12 v. 3 amp. charger with protective ballast and glow indicator, 80/8, ditto, 6 v. 2 amp./12 v. 3 amp. 69/6, ditto, 12 v. 1 amp., 42/8, postage 1/10, wt. 8lb.

FOOLPROOF CHARGER KITS. Genuinely trouble free and ultra reliable. As sold for 11 years through "W.W." with full data sheet and instructions. No. 1 Kit. Westalte 3 amp. rectifier, 65 watt tapped, impregnated trans., ballast bulb, for 2 v., 6 v., 12 v. charger, 30/6. Case 12/6, p.p. 1/10. Wt. 8lb, with case. Minor Kit 6 v. 2 amp., 32/-, p.p. 1/10, case 12/6 extra. Senior Model, for 6 v./12 v. at 4 to 5 amp., 12 v. 5 amp. S.T.C. rect., 85 watt trans., ballast bulb, 64/-, p.p. 2/- Slider Kit, 120 watt trans., 14 v. 6 amp., large finned type rect., slider rest, high grade ammeter, wt. 17lb., for 6 v./12 v. charger, 24/13/-, carr. 4/-

SELENIUM RECTIFIERS, new stock not surplus, 6v. 1a., 4/-, 2a., 7/6, 4a., 15/-, 12 v. 0.5 a., 5/-, 1 a., 7/6, 2 a., 9/6, all p.p. 6d. 12 v./14 v. 3 a. to 3.4 a., 15/6, 5 a., 27/-, Large finned 6 a., 32/-, p.p. 10d. 24 v. 60 ma. 2/9, 24 v. 0.3 a., 8/-, 1.5 a., 15/-, 3 a., 27/-, 6 a., 42/-, 3 a., 32/-, all p.p. 10d. 30 v. 1 a., 24/-, 2 a., 47/-, 230 v. 1 a., 97/-, p.p. 1/6. H.T. rectifiers, 120 v. 60 ma. R.M.2, 3/4, 135 v. 30 ma. elim., 5/6, 250 v. 60 ma., 7/-, 250 v. 100 ma. bridge, 14/6, all p.p. 6d. Many other L.T. and H.T. types in stock.

"RENEWBAT" CONDITIONER AND DESULPHATER. Car size, 3/6, p. 8d.

CHAMPION PRODUCTS

43, Uplands Way, LONDON, N.21. Phone LAB. 4457.

THE **INSTRUMENT MODEL**

Specially designed for soldering operations in the compact assemblies used in present day radio, television and electronic industries.

Weight 3 1/2 oz. excluding flexible. Length 9 in. **25 Watts—** 200/220 volts, LIST No. 624 220/240 volts, LIST No. 62, 19/8d

Interesting features
1. Bit diameter, simple to replace.
2. Steel case element, also replaceable.
3. Detachable hook for suspending iron when not in use.
4. Moulded two part handle, remains cool in use.
5. Six ft. Henley 3-core flexible.



W.T. HENLEY'S TELEGRAPH WORKS CO. LTD. 51/53, Hatton Garden, London, E.C.1.

COMPONENTS—SURPLUS AND SECONDHAND

SUPREME RADIO, 746b, Romford Rd., Manor Park, London, E.12. TEL. 111. 1260, est. 19 years. DRY TITIC Cond. chassis fitting can type, 32+8-8mfid 275v, 3/3 ea. also 12mfid 350v, clip fitting small, our price 1/9 ea. JUST arrived 16+24mfid 350v, 425 surge clip fitting, can cond., bargain price of 2/9 ea. ANOTHER popular cond. line, carboard w/end 8mfid 450v, at 1/11 ea. DRY TITIC chassis, grey finish, ready punched for sheet layout, 14in x 8in x 3in, 2/6 ea. 2-POLE 2-way w/change switches, 1/- ea., 11/- per doz. HEATER trans. pri. 0-250v, sec. 6.3v, at 1.5 amp, very popular bargain, 5/9 ea. VOL/CANTROLS, small type, long spindle, with single pole switch, 1 meg, 1/2 meg, or 1/4 meg, our price 2/6 ea. CRYSTAL diodes for crystal sets, 1/6 ea. DUAL range T.R.F. coils, 200 to 2,000 metres, with cores, 5/6 pr VERY popular mains trans buy, shrouded upright mounting, with base connections, 290-0-290v, 60 m/a, 6.3v 1.5 amp, and 4v 2 amp, with screen: primary, tapped on vol-panel, 0-200v, 220v, 240v, size H. 3 1/2 in x 3 1/2 in x 2 1/2 in D, our price 12/6+1/- pack/post. TERMS c.w.o. No c.o.d. SEND 9d extra for postage orders under £5. 2/4d. S.a.e. all enquiries and list. [0021]

RADIO CLEARANCE, Ltd., 27, Tottenham Court Rd., London, W.1. Tel. Museum 9188. ELECTROLYTICS, capacity, voltage, size, type of mounting, price post paid: 400, 6v, 1x2in, lug, 1/9; 250+250, 6v, 1x2in, lug, 2/-; 40, 150v, 1x2, clip, 2/6; 20+20, 275v, 1x2, lug, 3/3; 15+52, 275v, 1/2, lug, 3/3; 16+16, 275v, 1x2, clip, 3/3; 100, 275, 350v, 1 1/2 x 3, clip, 3/6; 32+12, 350v, 1 1/2 x 2, clip, 4/-; 16+16+16, 350v, 1 1/2 x 2, clip, 1 1/2 x 2, 4/9; 16, 350v, 3/4 x 2, lug, 1/9; 40+40, 300v, 1x3, lug, 3/6; 10, 450v, 3/4 x 2, lug, 1/6; 16, 450v, 3/4 x 2, tag, 2/9; 20, 450v, 1x2, 3/3; 32, 450/525v, 1 1/2 x 2, clip, 3/9; 15+15, 450v+200v, 25v, 1/8; 60+20, 275/350v, 6v, 3/4 x 1 1/2, clip, 1/6; 100, 12v, 3/4 x 1 1/2, clip, 1/8; 8, 450v, 1x2, clip, 2/-; 50, 12v, 3/4 x 1 1/2, tag, 1/6; 150, 25v, 3/4 x 1 1/2, clip, 2/-; 250, 12v, 3/4 x 1 1/2, wire 2/3; 16+16, 450v, 1 1/2 x 2, clip, 4/-; 40+40, 275v, 1 1/2 x 2, clip, 3/3; 24+24+16, 350/425v, 1 1/2 x 2, clip, 4/9; 60+20, 275/350v, 1x3, wire, clip, 6/6; 4 150v, 3/4 x 1 1/2, clip, 1/1; 500, 12v, 1 1/2 x 2 1/2, clip, 2/-; 8, 350v, 3/4 x 2, clip, 1/9; 32+32, 350/425v, 1 1/2 x 2, clip, 5/-; 8+16, 450/525v, 1x2, clip, 4/-; 2, 450/525v, 3/4 x 1 1/2, tag, 1/6; 6, 450v, 3/4 x 2, clip, 1/9; 32+4, 450/525v, 1 1/2 in x 3 in, wire ended, 5/6; 64-120, 275v, 1 1/2 x 4 1/2, clip, 5/6; 1,000+1,000, 6v, 1x3in, lug, 3/3; all all cans, some with sleeves, all voltages, WKG, surge where marked, new stock guaranteed. TELEVISION! Set of 3 components, comprising line output transformer, E.C. winding to give 7kV, using EY51 (heater winding for EY51 also included), and fitted with width control scanning coils, low impedance line and frame, focus coil (res. 10,000), current approx. 20 mA); the set of 3 for 4/-, plus 2/- post. diagram of line trans. supplied. UNIVERSAL amplifiers, 8-valve 20watt A.C./D.C., black crackle chassis, and black and chrome cover, overall size 1 1/2 in x 7 1/2 in x 7 in. First-class components (Partridge O.F.T. and driver, Gardner choke, A.E.E. Mu-Metal input trans. for mike) Valves, 2xEF37, 4xCL33, 2xUR3C. Switched input for high or low imp. top cut and bass cut switch. V.C. mains switch, mains plug and socket, 220-250v, isolated chassis, 150 output. Wired and tested, ready for use, with valves, brand new, £10/19/6, carr pedd 5ma meters, moving coil, bakelite case, 2in square, flush mounting, new, boxed; 7/- post paid. MAINS trans. 250-0-250v, 80ma, 6.3v, 2.5A, 6.3v, 0.6A, Pri. 0-210-230-250v 12/- post paid. RADIO CLEARANCE, Ltd., 27, Tottenham Court Rd., London, W.1. Tel. Museum 9188. [0015]

SOUTHERN RADIO SUPPLY, Ltd., 11, Little Newport Street, London, W.C.2. See our displayed advertisement, page 179. [0016] SPECIAL Television and U.H.F. Chassis offer! We have been very fortunate to secure a limited number of R-1426 chassis (R.1555 less Power Pack) which form the basis of any U.H.F. Receiver. All are new and include 7 SP61 and 1 EA50 valves, 14 Mcs. 1F strip and a host of resistors, condensers, etc., our special price, while they last, 15/-, plus 5/- carriage and packing, amazing value! These won't last long—Walters Wireless Stores, 48, Stamford Street, Wolverhampton. [0010] TECHNICAL TRADING COMPANY, 181, Lake Rd., Portsmouth, Phone 5785, 002 1836. Visconid condensers, 5/-; Sprague and Micamold 1 350v w/end, 6/- per doz; Rexine modern radio cabinets with grill, back, dial, pointer, 10/-; shrouded mains transformers, VOL/ADJ. 260-0-260 100ma, 6.3v 4A, 1 1/4 and 1/- post; panel, T.V. superhet 7-valve receiver chassis, 5 channel, modern EF80, etc., valves with complete T.V. circuit, less valves, bargain 27/6; all above unused components; post 6d extra on all parcels; visitors welcomed; 1,000 bargains. [3765]


WANTED, ancillary equipment for MN26 Bendix radio compass.—Box 8929. [3784] WANTED, makers service sheets for radio and television.—Details, Box 8692. [3697] WANTED, Tuning units, TN17, TN18, TN19, for R54/APR4; £50 each offered.—Box 4963. [0261]

WANTED, EXCHANGE, ETC. WANTED, signal generators types TF146, TF390G, TF762A, frequency meters BC221, TS174, TS175; also receivers types AR88, etc., APR4 or similar; send price and details to—Hatfield Instruments, Ltd., 175, Uxbridge Rd., Hanwell, W.7. Tel Ealing 0779/9857. [0037] WANTED, good quality communication RYS tape recorders, test equipment, domestic radios, record players, amplifiers, valves, components, etc., estb. 18 years.—Call, send or phone Ger. 4638, Miller's Radio, 38a, Newport Court, Leicester Sq., W.C.2. [3416]

WANTED, EXCHANGE, ETC. WANTED, makers service sheets for radio and television.—Details, Box 8692. [3697] WANTED, Tuning units, TN17, TN18, TN19, for R54/APR4; £50 each offered.—Box 4963. [0261]

THE LATEST

Armstrong RADIOGRAM CHASSIS



The F.C.48

Price

£23/18/- (inc. P.T.)

- ★ 8 VALVES including 2 double Triodes
- ★ 8 WATTS output from push-pull tetrodes.
- ★ NEGATIVE FEEDBACK—20 db
- ★ Provision for F.M. adaptor
- ★ Independent BASS and TREBLE lift and cut controls with unique THERMOMETER VISUAL INDICATOR
- ★ 4 WAVE ★ Magic eye tuning

Other chassis in our comprehensive range are:—

RF41, 10 valve, 4 wave, £31/19/8 (inc. tax)
EXPI25C, 14 valve, 5 wave, £49/10/- (inc. tax), and two specially designed export models.

The TWIN Radiogram



★ ONLY

57

GUINEAS inc. tax

★

- ★ 8 VALVES
- ★ TWIN 10" Speakers.
- ★ 3 speed Autochanger
- ★ ARMCHAIR CONTROL by unique "hopper" arrangement.

Our Showroom at the address shown below is open daily from 9 a.m. to 6 p.m. (Saturdays 5 p.m.) and we are always delighted to demonstrate any of our models or supply any information regarding them. If unable to visit us please send for the specifications you may require to Dept WD.

ARMSTRONG WIRELESS & TELEVISION CO. LTD.
WALTERS ROAD, HOLLOWAY, LONDON, N.7
Telephone: NORth 3213/4

WANTED, EXCHANGE, ETC.

VHF test equipment. TS47AP, TS174, TS175/U, TS148 or TSX-4SE; analysers; BC221 freq meters, TS69 and any U.S.A. test gear; Klystrons type 723/AB, 2K33 2K39 2K41; receiver, APR4 and units TN16 17-18-19; RCA AR88D, S27 and SX28s and S27CA; microwave equipment; highest offers given by return.—Ger. 8410. Universal Electronics, 27, Lisle St., Leicester Square, London, W.C.2. [0229]

IN23 radar crystals; sale 1155N (trawler band) less valves, 50/-.—Crampins, Grimsby. [3704]

WANTED, receivers A.P.R.4, also T.N.16, 17, 18, 19, etc., and any radio test gear. LESLIE DIXON & Co., 214, Queenstown Rd., Battersea, S.W.8 Macaulay 2159. [0176]

G.E.C. miniscopes wanted for cash.—Send details of condition and price to Carr, 49, Bradenell Grove, Leeds, 6. [3705]

TAPE recorder wanted, good machine essential, two-speed; full particulars, price.—Walker, 41, Meadow Grove, Olton, Birmingham, 27. [3778]

WANTED, HRO coils, Rxs, etc., A.R.88s, BS348s, S27s, etc.—Details to R.T. & I. Service, 254, Grove Green Rd., London, E.11, Ley. 4986. [0163]

WANTED, set manufacturers' or ex-Government radio equipment, large or small quantities of valves, electrolytics, speakers, meters, also components. LOWE EBOS, 9a Diana Place, Euston Rd., N.W.1. Eus. 1636/7.

LOOP aerials of all types required inc. type 17 British; power packs with voltage controllers; valves type 81.—Raymans, 106, Kensington High St., London, W.8. [3633]

WEB meggers required 250v working.—Price and condition to Messrs. Burget Rentals, Ltd., 33/41, Westbourne Grove, London, W.2 [3757]

WANTED, RCA speech amplifiers, type MI-11220, J or K, and aerial tuning units BC939A; offers, stating quantity and price, to P.C.A. Radio, Beaver Lane, Hammersmith, W.6. [0080]

WANTED, small bench mounting spot welder, suitable for welding 0.01in diameter tungsten wire to molybdenum sheet. Reply to Hilger & Watts, Ltd., 113, Camberwell Rd., S.E.5. [3672]

WANTED, BC610 Hallicrafters, ET4336 transmitters, AR88 Ds and LFs, receivers and spare parts for above, also BC.221 frequency meters; best prices.—P.C.A. Radio, Beaver Lane, Hammersmith, W.6 [0079]

URGENTLY wanted, manuals or instruction books, data, etc., on American or British Army, Navy or Air Force radio and electrical equipment.—Harris, 93, Wardour St., W.1, Tel. Gerrard 2504. [3351]

SPOT cash waiting for modern used American and British test equip., communication receivers, transmitters, recorders, amplifiers, converters, etc.; call, write or phone Ger. 8562. Try us we pay top prices.—Lead Radio, 39a, Lisle St., London, W.C.2. [3701]

WANTED, signal generators types TF146, TF390G, TF762A, frequency meters BC221, TS174, TS175; also receivers types AR88, etc., APR4 or similar; send price and details to—Hatfield Instruments, Ltd., 175, Uxbridge Rd., Hanwell, W.7. Tel Ealing 0779/9857. [0037]

WANTED, good quality communication RYS tape recorders, test equipment, domestic radios, record players, amplifiers, valves, components, etc., estb. 18 years.—Call, send or phone Ger. 4638, Miller's Radio, 38a, Newport Court, Leicester Sq., W.C.2. [3416]

VALVES WANTED ALL types of valves required for cash; state quantity and condition.—Radio Facilities, Ltd., 38, Chalcoot Rd., N.W.1. Primrose 9090. [3614]


45s paid for 813; also wanted 723, A/B, 805, 803, 2J32, 2K33, TZ40, 808, etc., any quantity.—Write, Pye Hayes Radio, 606, Kingsbury Rd., Birmingham, 24, Erdington 4942. [3575]

CABINETS LEWIS RADIO have the best selection and finest finish.—See page 116. [0224] USED table TV cabinets, £3 and £4.—(Red-gates) Royal George Rd., Burgess Hill, Sx. [3691]

WALNUT radiogram and television cabinets, soundly constructed; stamp for details.—R. Shaw, 69, Fairlop Rd., Leytonstone, E.11. [3193]

CABINETS made to order, bass reflex speaker cabinets all types and finishes; see display advertisement, page 178; open till 5.30 Saturdays.—A. Davies & Co. (Cabinet Makers), 3, Parkhill Place off Parkhill Rd., Hampstead, N.W.3. Gulliver 5775. [3671]

METERS WANTED WE urgently require meters of all types, meter components, test equipment, etc.; any quantity, large or small; prompt cash. ANDERS ELECTRONICS, Ltd., 91, Hampstead Rd., London N.W.1. Euston 1639 [3738]



F · M · TUNERS

Basic Model "A" is thoroughly proven in sensitivity, stability and reliability. Early deliveries are being maintained. These are in use from Bognor to Ely.

Incorporating electrical and mechanical bandspread, unique tapped-down oscillator (crystal stability), and preset matching control. Closely to the Amos & Johnstone design. Additions include a modern hammer-finish frontplate, "3-D" scale, and latest magic eye.

The kit version uses the same new miniature VHF type components. Fully worked chassis is stove enamelled, and wound tested coils are included, it is complete with valves, even nuts and bolts.

F.M. with really sensitive Medium Wave reception is possible with the CB4 double superhet. Incorporates variable de-emphasis, variable matching, ferranitic rod aerial, mains power supply. Single or push-pull output can be added. A "hand built" BEL product.

Model "A"	£11 17 6
"A" kit	27 5 0
"A" tuning scale, magic eye	2 0 0
Standard power unit	23 0 0
Aerials, 5/- and	£1 10 0
CB4, less output stage, mains driven	221 0 0
"B" local station receiver	29 0 0

Hear all these, our new Mullard amplifier and our transistor receiver, at

BEL SOUND PRODUCTS CO., MARLBOROUGH YARD N.19.
short walk Archway stn., 25 mins. from West End.
Ring ARC 5078.

AUTOMATIC (TIME) SWITCHES

New and reconditioned 15 day clockwork and electric switches

from **35/-**

Send S.A.E. for illustrated details to:—
DONOHOE (TIMERS) GEORGE STREET NORTH SHIELDS, NORTHUMBERLAND

COPPER WIRE

S.W.G.	COTTON-COVERED		SILK-COVERED	
	2 ozs.	4 ozs.	2 ozs.	4 ozs.
16	1/4	2/-	1/4	2/-
18	1/4	2/2	1/4	2/8
20	1/5	2/4	1/7	2/8
22	1/6	2/6	1/9	3/-
24	1/7	2/8	1/10	3/2
25	1/9	2/11	2/-	3/6
28	1/10	3/2	2/2	3/10
30	2/-	3/6	2/4	4/2
32	2/1	3/8	2/7	4/8
34	2/4	4/2	2/11	5/4
36	2/7	4/8	3/3	6/-
38	3/4	6/2	3/7	6/8
40	4/6	8/-	4/1	7/8

WIRES TO 48 S.W.G. AVAILABLE

COPPER INSTRUMENT WIRE ENAMELED, TINNED, LITZ, COTTON AND SILK COVERED.

All gauges available.

B.A. SCREWS, NUTS, WASHERS, soldering tags, eyelets and rivets, EBONITE AND BAKELITE PANELS, TUFNOL ROD, PAXOLIN TYPE COIL FORMERS AND TUBES, ALL DIAMETERS.

SEND STAMP FOR LIST. TRADE SUPPLIED

POST RADIO SUPPLIES
33 Bourne Gardens, London, E.4

REPAIRS AND SERVICE

MAINS transformers rewound, new transformers to any specifications. **MOTOR** rewinds and complete overhauls; first-class workmanship; fully guaranteed. **F.M. ELECTRIC Co. Ltd.,** Potters Bldgs. Warsler Gate, Nottingham. Est. 1917. Tel. 47899

LOUNDSPEAKERS repaired promptly.—Model Loudspeaker Service, Bullington [3690] Oxford.

MAINS transformers, E.H.T.s, chokes, field coils, etc., promptly and efficiently re-wound or manufactured to any specification. **LADBROKE REWIND SERVICE, LTD.,** 820a Harrow Rd., London, N.W.10. [0222]

TRANSFORMER rewind service, mains, E.H.T. transformers and chokes, prompt delivery, range of replacement types ex-stock or manufactured to your specification. **METROPOLITAN RADIO SERVICE Co.,** 75, Kilbourn Lane, London, W.10. Ladbroke 2296, (0263)

SERVICE sheets for hire or sale over 2,000 models, radio and television; list 1/-; s.a.e. enquiries.—W. Gilbert, 24, Frithville Gardens, London, W.12. Tel. She. 3052. [5315]

WAVE winding, specialists rewinds of every description including E.H.T. line outputs, mains armatures, etc.—Northern Coil Winding Co., 1, Hollings Mount, Bradford, 8, Yorks. [3476]

24-HOUR service, 6 months' guarantee, any transformer; rewind, mains outputs and i.f.s., etc.; all types of new trans., etc., supplied to specification; business heading or service card for trade prices.—Majestic, Winding Co., 180, Windham Rd., Bournemouth. [2526]

REWINDS and conversions to mains and output trans, pick-ups, fields, clock coils, etc., from 4/6; P.P. equipment a speciality; all work guaranteed.—N.L. Rewinds, 173, High Rd., Willesden Green, N.W.10. Tel. Wordsworth 7791. [3703]

AS professional sound recordists and members of the Association of Professional Recording Studios we are particularly well qualified to give advice and service on all aspects of sound recording and reproduction. Circuits designed, prototypes built, repairs and modifications carried out quickly and thoroughly. **CALLERS** by appointment only please. **ARIEL SOUND, 57, Lancaster Mews, London, W.2.** Tel. Paddington 5092. [0026]

REWINDS, mains transformers, chokes, E.H.T.s, outputs frame and line opt's fields solenoids, R.F. E.H.T. coils, etc.; new types including "C" cores, designed or to specification; your enquiries will receive prompt attention.—Melton Metallurgical Laboratories, Ltd., Transformer Section, 387-9, Ashley Rd., Parkstone, Poole, Dorset. [3781]

ARMATURE rewinding service to the trade. Vacuums, drills, grinders, hood dryers, dental motors, vacuum cleaner armatures replaced from stock, 24 hours service; every job guaranteed; we also specialise in complete overhauls and rebuilds of vacuum cleaners; all vacuum cleaner parts, hoses, bearings, fans, brushes for any make in stock.—Regam Electric, 95, Park Lane, Leeds, 1. [0028]

PAINTS, CELLULOSE, ETC. PAINT spraying handbook, 3/6 post free, cellulose and synthetic paints and all spraying requisites supplied; catalogues free.—Leeds Brooks, 53, Harold Wood, Romford [0207]

MACHINERY FOR SALE TRANSFORMERS, Metro Vick oil filled, 230/18,000 volt 4 kva 50 cycles, brand new ex govt. surplus; to clear £15 each plus 3/6 carriage; or invite offers for 200 lot.—Wireless Instruments (Leeds), Ltd., 54/56, The Headrow, Leeds, 1. Tel. 22262. [3766]

BUSINESS AND PROPERTY **STOKE-ON-TRENT**—The old established wireless and TV business of the late Leslie Brammer Shelton, Stoke-on-Trent, must be sold to comply with his will; excellent freehold corner property inc. showrooms, viewing rooms, workshops and garages; good agencies and turnover of approximately £15,000; price inc. fixtures and goodwill, £6,500; stock about £2,500; fullest investigation invited from genuine enquirers.—Charles Butters & Sons, Trinity Bldgs., Trinity St., Hanley. Tel. S-O-T, 21328/9; and at Leek, Tel. 556 [3782]

BUSINESS OPPORTUNITIES **OLD-ESTABLISHED** firm of exporters in the electronic field, invite manufacturers seeking overseas sales to communicate Box 8759 [0252]

WORK WANTED **TRANSFORMER** and transductor development work undertaken, small electronic types and up to 50kva.—Avis & Bages, Ltd., Gosbrook Rd., Caversham, Reading. [3680]

AI.D. approved sub-contractors; capacity for magnetic amplifiers, toroidal coils, precise L.C.R. polythene moulding, polystyrene machining.—Bel Sound Products Co., Marlborough Yard, London, Archway, N.19. [0183]

MISCELLANEOUS **G.R.** photographic neon timer, 1-60 seconds, instant push-button re-set, construction kit, 70/-; p. & p. 2/6; 7 days' approval; s.a.e. details.—G.R. Products, 22, Runnymede Ave., Bristol, 4. [3761]

Excellence in design..



AIR DIELECTRIC TRIMMER

Protected by Acetate Case

Capacities from 4 to 70pF in voltages of 500 and 1,000 D.C. Width 16.5 mm. Length 22 mm. Acetate dust cover optional. Insulation over 10,000 megohms. Power factor less than .001.

OXLEY

DEVELOPMENTS CO. LTD. ULVERSTON, NORTH LANCs.

TEL.: ULVERSTON 3306

UNIVERSAL METER SHUNTS

for 1 mA x 100 Ohm and 500 μA 500 Ohm meters. Accuracy 1%. Five Range model. No calibration or adjustment needed. S51A (1 mA) covers 2, 10, 50, 200 and 1,000 mA. S502A (1/2 mA) covers 1, 5, 25, 100 and 500 mA.

Price 15/- each
Trade enquiries invited

R. MASSEY, 58, WAKEFIELD AVE., HULL

NEW BOOKS ON RADIO & TELEVISION

Radio Designers Handbook, by Langford Smith	43/6
Basic Electronic Test Instruments, by Rufus Turner	33/-
T.V. Receiver Servicing Vol. 1, Time Bases, by E. Spreadbury	22/-
At a Glance Receiving Valve and Tele. Tube Equivalents, British, U.S.A. and Service Types, by B. Babani	5/3
Electronic Musical Instruments, by Alan Douglas	31/-
The Oscilloscope at Work by A. Haas and R. V. Hallows	15/6
Electronic Gadgets for the Constructor, by E. Bradley	3/10
New Osram 912 Amplifier	3/9
New Mullard 10 watt Amplifier	2/9

ALL POST FREE Write for New List of ENGLISH AND AMERICAN BOOKS AND PERIODICALS

UNIVERSAL BOOK CO.

12 LITTLE NEWPORT STREET, LONDON, W.C.2. (Adjoining>Liste St.)

FOR YOUR EARS' SAKE INSIST ON HEARING A DUODE NATURAL SOUND UNIT



Your ear has to live with the sound produced by your new loudspeaker until you can afford to buy another. If your ear is critical, and especially if it is musical, a hasty purchase is likely to sentence it to a long stretch of weary waiting for the next try. So many ears which have lived with Duode National Sound for years are still very happy with their lot, that we are sure you should INSIST on hearing it before you buy anything. Your dealer can get you these three models.

DUODE 12A

A full 12 inch unit with the famous dual drive, built-in crossover, feed back and individual care which have made the Barker and Duode names so world known for NATURAL sound. Fitted with a magnet system giving about 12,000 gauss. List price £10. Full value—no tax.

DUODE 12B

The same cone and drive assembly with a better magnet giving about 15,000 gauss and similar performance to that of the standard Duode of the past two years. List price £14. Full value—no tax.

DUODE 12C

A very special unit, similar to the well-known 150 but now fitted with a cloth outer suspension and selected cone. Its bass range extends well down to 25 cps., almost sub-sonic, and the extreme top, to over 16,000 cps.—almost ultra-sonic. The large magnet gives about 17,000 gauss, which, with the Duode built-in damping, holds all transients and the bass register in the firmest grip. Definition throughout the entire range is superb. We believe the Duode 12C is the finest high quality Sound Unit available at any price to-day. List price £20. Full value—no tax.

Any recognised music or radio dealer can, if he wishes, buy Duode Units from us for his stock and demonstration. If yours will not do this for you, we will help by offering you the facility of trying a Duode at home, under very fair and reasonable conditions.

Write for details today.

Barker Sound Reproducers
3, Newman Yd., London, W.1

MISCELLANEOUS

YOUR own tape recording transferred to disc.—Write, call or phone Queensway Private Recording Studios, 123, Queensway, W.2. Tel. Bay. 4992. Studio recordings, tape recording service. [3715]

OUR tape-to-disk service is increasingly popular both with studios and amateurs; D.s. 10in records 15/6, 12in 18/6, inc. trailers; also L.P.s 10in, dur. 30 min, 12in, dur. 44 min; trade enquiries invited from equipment dealers.—Sound News Productions, 3, Clover Mews, London, S.W.3. Fla. 3706. [3745]

"ERICA" Recording Services (regd. 1949).—High fidelity L.P.s from your tapes, Ferrograph tape recorders, microphones, etc.; E.M.I. 88 tape in stock; prompt postal service.—31, Peel St., Eccles, Manchester. Eccles 1624. Musical Director: Thurlow Smith. A.R.M.C.M. [1012]

COPPER wires enamelled, tinned, Litz, cotton, silk covered, all gauges; B.A. screws, nuts, washers, soldering tags, eyelets, ebonite and laminated bakelite panels, tubes, coil formers; Tufnol rod, headphones, flexes, etc.; latest radio publications, full range available; list, s.a.e.; trade supplied.—Post Radio Supplies, 35, Bourne Gardens, London, E.4. [0138]

NOTICES

BRITISH SOUND RECORDING ASSOCIATION. Details of membership, open to the professional sound recording engineer and all others interested in recording high quality reproduction and other branches of audio engineering, together with details of the London lecture programme and the Manchester, Portsmouth and Cardiff Centres, may be obtained from the Hon. Membership Secretary, H. J. Houlgate, A.M.I.E.E., 12, Strongbow Rd., Eitham, S.E.9. [0031]

SITUATIONS VACANT

The engagement of persons answering these advertisements must be made through the local office of the Ministry of Labour and National Service, etc., if the applicant is a man aged 18-64 or a woman aged 16-59 inclusive, unless he or she or the employer is exempted from the provisions of The Notification of Vacancies Order 1952.

WIREMEN.

REQUIRED for the laboratory of an engineering company situated in the East London area. Applicants should have had previous experience of electronic computers and ancillary equipment. These are staff appointments and a good salary will be paid to the selected candidates.—Please reply giving details of past experience to Box 8809. [3724]

ULTRA ELECTRIC, Ltd.,

WESTERN Ave., Acton, London, W.3.
RADIO & television development engineers.
(a) APPLICATIONS are invited from senior development engineers with experience and academic qualifications for important work on new development projects.
THE posts are permanent and pensionable and offer scope for the right men to work in ideal conditions, in modern, well-equipped laboratories.
PLEASE write in strict confidence to the Personnel Manager for an interview appointment.
(b) JUNIOR engineers (aged 21/29) are also required, and applicants for these posts should have some technical training and preferably previous experience. Please write as above. [5372]

ULTRA ELECTRIC Ltd.,

WESTERN Ave., Acton, London, W.3.
ELECTRONIC development engineers are required in all grades for work on: (a) subminiaturisation of V.H.F. radio and audio circuitry; (b) transistor applications; (c) V.H.F. communication; (a) pulse techniques; (e) radar and radio navigation.
APPLICATIONS are invited from:—
(a) SENIOR development engineers with degree or equivalent qualifications, and more than five years' experience in one or more of the above fields.

(b) JUNIOR engineers with degree or HNC with or without experience for work in the above fields.

(c) TEST equipment development engineers with experience of design of test equipment to meet production requirements.
THE posts are permanent and pensionable, and offer scope for the right men to work in ideal conditions, in modern, well-equipped laboratories.

PLEASE write, in strict confidence, to the Personnel Manager for an interview appointment. [5373]

ULTRA ELECTRIC, Ltd.,

WESTERN Ave., Acton, London, W.3.
HAVE the following vacancies for electronic engineers in their new research and development laboratories:

(1) SENIOR electronic engineers with degree or equivalent qualifications with experience, for interesting work in connection with (a) subminiaturisation of U.H.F. and V.H.F. circuitry, (b) transistor applications in all fields, (c) radar and radio navigation equipments.
(2) JUNIOR engineers up to intermediate or H.N.C. standards.

(3) TEST equipment development engineers with experience of design for test equipment concerned with the above.
PLEASE write, in strict confidence, to the Personnel Manager, address as above, for an interview appointment. [5777]

90 DEGREES . . .



90 degree scanning yokes are now available to manufacturers, laboratories, and the home-constructor. These are interchangeable with our existing 70 degree yokes. The construction is similar to the assembly shown above, and the finish and quality are of the same high standard that is found in all our products.

Scanning Yoke, type DC 390/C (90 degree)—
Price 42/- each.

Scanning Yoke, type DC 300/C (70 degree)—
Price 39/6 each.

Line Output Transformer, type LO308 (to match into above yokes)—
Price 40/- each.

Width Control, type GL18—
Price 7/6 each.

Linearity Control, type GL16—
Price 7/6 each.

Allen Components are specified for the "Teiking," "Supervisor," "Magnavision," and for "The Wide-Angle Conversion of All Home-Produced Televisors." Please write for further details.

All components obtainable direct from:

ALLEN

COMPONENTS LIMITED

Crown Works, Lower Richmond Road,
Richmond, Surrey.

Telephone: Prospect 9013

Send 9d. and S.A.E. or Wide-Angle
Circuit Diagrams.

**BENSON'S
BETTER
ARGAINS**

RL55 SPARKS. Collpacks, new, 12/6; used, 9/6; Twin-knob 8.M. drives, 7/8; L.F. Filters, 2/6; H.F. Chokes, canned, 1/3. **WAVEMETERS** Class "D". No. 1 Mk. 2, new, complete, £6/10/- (carr. 4/6). **CONDENSERS.** Variable spindle miniatures, 15, 25, 50, 75 pfs., 1/3; Twin-gang 75 p.f. 4/-; Wavemeter Battery variable with inductance. Heavy plated brass, tunes 180/220 mc/s., 4/6. **CHOKES** E.F. Rk 4-pl. 9d.; Tr 5-pl. 1/-; L.F. 10H 150 mA., 8/6; RH 60 mA., 3/-; **DRIVES**, Epicycloid S.M., 1/-; **FUSE-HOLDERS** panel, single 1/-; Sloydok 5 a., 1/3; 15 a., 2/-; Indicator Lampholders, panel, metal, 1/6; for Neon, 2/6; moulded, ruby, 1/-; **NHOLDERS** base-board mounting, 3/- doz. **RESISTANCE STRIPS**, mica, 800 u., 3 a., 2 slider taps, 1/8 (12/- doz.). **BRAND NEW, ORIGINAL CARTONS, R.F. UNITS, TYPES 26 or 27, 27/6; 24, 15/-** (Postage 2/6). **DYNAMOTORS, D.C.** (approx. 250 v. 80 mA., at 6 v.), 8/6; Filters for these, 2/6. **L.F. T's**, new, canned 7 Mc/s. (R1355), or 10/13 Mc/s., 1/8. **POWER UNIT 285**, 230 v. 50 c. input. Outputs D.O. 2 kV. 5 mA., 350 v. 150 mA., A.C. 6.3 v. 15 a., 3 valves. New 75/-, carr. paid inland. **TRANSFORMERS** (postage 2/- each), new, std. mains input: 250-0-250V. 70 mA., tapped 200V., 6.3 v. 3 a., 4 v. 2 a., 10/6; 600 v. H.W., 6.3 v. 3 a., 4 v. 2 a., 10/6; 230 v. to 6.3 v. 5 a. and 10 a., 15/-; 2 kV 5 mA., 2 v. 2 a., 25/-; 350-0-350 v. 150 mA., 5 v. 3 a., 25/-; 55 v. 30 mA. (twice), 6.3 v. 3.2 a., 9/-; 220-0-220 v. 33 mA., 7.1 v. 8 a., 8.4 v. 10 a., 5 v. 3 a., each C.T., 15/8; 740-0-740 v. 165 vA., 470-0-470 v. 220 vA., 4 v. 5 a., C.T. (twice), 40/- (carr. 5/-). 350-0-350 v. 120 mA., 6.3 v. 4 a., 4 v. 2 a., 16/- (Postage 2/- each). **METAL RECS.** Whse R83, 10/6. **STO H67-34 I.E.T.F.** 22/6. 600 v. 30 mA., 8/-, 270 v. 80 mA., 6/-; **POTENTIOMETERS**, carbon, 10/6 doz. asstd.

METERS—Brand New, Boxed.

F.S.D.	Scale	Size	Type	Fit	Price
25-0-25 μ A.	—	2in.	M.C.	Pr. Rd.	35/-
100 μ A.	—	3 1/2in.	M.C.	Pr. Rd.	35/-
100-0-100 μ A.	NH	1 1/2in.	M.C.	Pr. Rd.	20/-
500 μ A.	2v. AC	3 1/2in.	M.C.	Pr. Rd.	22/6
1 mA.	Various	3 1/2in.	M.C.	Pr. Rd.	17/6
1 mA.	0/10	2in.	M.C.	Pr. Rd.	13/6
2 mA.	—	2in.	M.C.	Pr. Rd.	12/6
5 mA.	—	2in.	M.C.	Pr. Rd.	5/6
5 mA.	Lines	2in.	M.C.	Pr. Rd.	5/6
10 mA.	—	3 1/2in.	M.C.	Pr. Rd.	7/-

List and enquiries, S.A.E. please!
 Terms: Cash with order. Postage extra.
 Immediate despatch.

Callers and Post
 W. A. BENSON (WW), SUPERADIO (Wchannel)
 308 Rathbone Rd., LTD., 116 Whitechapel
 Liverpool 13, STO 1604 Liverpool 1. ROY 1130.

SITUATIONS VACANT

A. V. ROE & Co., Ltd.,
WOODFORD Aerodrome, Cheshire.
HAVE vacancies in their newly formed WEAPONS Research Division. AERODYNAMICISTS.
WITH Honours Degree in Physics, Mathematics or Engineering and at least two years experience are required to work on an aerodynamics group on aerodynamic theory and analysis of new weapon projects. Candidates should be familiar with supersonics.
MATHEMATICIANS.
WITH Honours degree to work on flight dynamics and studies of control systems, a knowledge of numerical mathematics would be an advantage.
ELECTRONIC Engineer.
A graduate with research and development experience in electronics or with electro-mechanical devices.
GOOD salaries and prospects. PENSION and life assurance scheme. APPLY giving full particulars of academic training and experience to—
A. V. ROE & Co., Ltd., WEAPONS Research Division, WOODFORD, Cheshire. [3539]

THE College of Aeronautics.
CHAIR of Aircraft Electrical and Electronic Engineering.
THE Governing Body invites applications for the newly created post of PROFESSOR and Head of the Department of Aircraft Electrical and Electronic Engineering. Candidates will be expected to have a sound general knowledge of the whole field of aircraft electrical and electronic engineering, as well as extensive and up-to-date knowledge and experience of some important branch. Candidates must be capable of administering a Department, teaching and supervising studies at a post-graduate level, and engaging in research as well as directing a programme of research within the Department and in co-operation with other Departments in the College. The salary range for the post is £1,700 to £2,000 per annum, with superannuation under F.S.S.U. and family allowances. The initial salary will be dependent upon the qualifications and experience of the successful candidate. Applications, giving full details of qualifications and experience, and quoting the names of three referees, should be addressed to the Principal, The College of Aeronautics, Cranfield, Bletchley, Bucks. and not later than 30th November, 1954, or within two weeks of the date of this advertisement. Further particulars available. [3699]

RADIO Technician required as SIGNALS Assistant Inspector of Police by Nyasaland Government for one tour of 2-3 years with prospect of permanency. The salary scale (including present temporary allowance of approx. 13% of salary) £651, rising to £1,103 a year. Commencing salary according to experience. Outfit allowance £50. Uniform allowance £10 a year. Free passages. Liberal leave on full pay. Candidates must be between 21 and 30 years of age, of good education and physique, not below 5ft 7in in height, normal vision without glasses. They must have a sound knowledge of H.F. and V.H.F. fixed and mobile simplex and duplex radio telephone systems and low power petrol/electric chargers and alternator. Knowledge of Morse and ability to instruct trainees in radio subjects desirable.—Write to the Crown Agents, 4, Millbank, London, S.W.1. State age, name in block letters, full qualifications and experience, and quote MI/36023/WF. [8648]

THE PLESSEY Co., Ltd., needs ENGINEERING personnel to staff its newly formed RADAR and electronics laboratories situated at MANOR Way, Boreham Wood, Herts. RADAR and electronic circuit engineers; radar and electronic technical writers (preferably with knowledge of components and specifications in this subject). DRAUGHTSMEN (male or female). TECHNICAL shorthand-typists. INSTRUMENT makers. WILL those interested in well-paid, permanent and progressive positions in these fields, write to—Mr. J. Rhys-Jones, at the above address. [3779]

HER MAJESTY'S Oversea Civil Service. RADIO engineer, Social Development Department, Tanganyika. TO be responsible for the operation and maintenance of the 20kw and 1.25kw transmitters, and two 250watt R.C.A. transmitters of the Dar es Salaam broadcast station. APPOINTMENT pensionable on probation in salary range £1,134-£1,296 per annum including temporary cost of living allowance. FREE passages are granted to officer, wife and children up to the cost of three adult passages. Government quarters, if available, are provided at low rental. Leave is granted at the rate of six days for each month of resident service. CANDIDATES should preferably be under 35 years of age and have had experience with high power broadcasting transmitting equipment. An engineering degree or other professional qualification is desirable. APPLY in writing to the Director of Recruitment, Colonial Office, Great Smith St., London, S.W.1 giving brief details of qualifications and experience. Mention the reference number BCD 178/8/05. [3667]

NEW G.E.C., S.T.C. AND "WESTALITE" SELENIUM RECTIFIERS.
Largest L.T. range in Great Britain. Latest Current Products. NOT Surplus.

CURRENT PRICE LIST

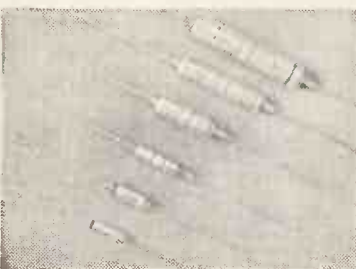
DEDUCT 15% FROM S.T. & C. PRICES. S.T. & C. E.H.T. K3/15. 4/5; K3/45. 8/2; K3/50. 8/8; K3/100. 14/8; all post 4d. extra.
BRIDGE CONNECTED FULL WAVE.
 17 v. 1.2 a., 16/4; 1.6 a., 26/-; 2.5 a., 29/-; 3 a., 30/-; 4 a., 34/6; 5 a., 37/6; all post 6d.
 33 v. 0.7 a., 24/3; 1 a., 28/-; 1.5 a., 45/-; 2 a., 51/-; 3 a., 52/-; 4 a., 62/-; 5 a., 67/-; all post 1/-.
 54 v. 1 a. 38/6; 1.5 a., 62/-; 2 a., 69/-; 3 a., 70/-; 5 a., 93/-; 7.2 v. 1 a., 49/-; 1.5 a., 78/-; 2 a., 81/-; 3 a., 92/-; 5 a., 122/-; 100 v. 1 a., 70/-; 1.5 a., 112/-; 2 a., 128/-; 5 a., 174/-; all post 1/4.
BRIDGE CONNECTED HEAVY DUTY 7 1/2in. SQUARE COOLING FINNS. 17 v. 6 a., 49/6; 10 a., 56/-; post 1/10.
BRIDGE CONNECTED HEAVY DUTY Funnel Cooled, also 7 1/2in. SQUARE COOLING FINNS. Revised price, same both types. 17 v. 12 a., 102/-; 20 a., 118/-; 30 a., 164/-; 50 a., £12/15/-; 33 v. 6 a., 91/-; 10 a., 104/-; 12 a., 168/-; 20 a., 188/-; 54 v. 6 a., 120/-; 10 a., 142/-; 7.2 v. 6 a., 154/-; 10 a., 178/-; 100 v. 6 a., £11; 10 a., £12/15/-; all post 2/-.
"WESTALITE" (BRIDGE), 12-15 v. D.C., 1.2 a., 15/10; 2.5 a., 27/8; 5 a., 31/9; 10 a., 54/6; 20 a., 99/6; 30 a., 144/10; 50 a., £12/15/-; 24 v. 1.2 a., 15/10; 2.5 a., 27/8; 5 a., 51/-; 10 a., 92/7; 20 a., 176/2; 36 v. 1.2 a., 27/8; 2.5 a., 51/-; 5 a., 69/10; 10 a., 130/9; E.H.T. RECTS., 14D, 134, 22/-; 36 E.H.T. 60 3/10, all post extra.

Wholesale and Retail
 Special Price for Export and Quantity.
T. W. PEARCE
 66 GREAT PERCY STREET, LONDON, W.O.1
 Off Pentonville Rd. Between King's Cross and Angel

BRASS, COPPER, DURAL, ALUMINIUM, BRONZE
ROD, BAR, SHEET, TUBE, STRIP, WIRE
3,000 STANDARD STOCK SIZES
No Quantity too Small List on application
H. ROLLET & Co., Ltd.
 6 Chesham Place, S.W.1. SLOanc 3463
 ALSO AT LIVERPOOL, BIRMINGHAM.
 MANCHESTER, LEEDS

ERO-ID WORLD FAMOUS ELECTROLYTIC CONDENSERS

We can supply the complete range of:
 Subminiature, Minilyt Mico and Pan-climatic Condensers




Your enquiries are invited
 Technical specification and catalogues on demand
 Sole agents for Great Britain
Appareillage Electrique Schoeller S.A.
 37, Rue Montagne aux Herbes Potageres,
 Brussels, Belgium

PRECISION SHEET METALWORK

We specialise in manufacturing of Chassis in all metals, large or small quantities to your own specifications.
V. W. BEAMISH
 Shardeoles Garage, Shardeoles Rd., New Cross, London, S.E.14.
 Telephone: TIDeway 4795

QUARTZ CRYSTAL UNITS



The type B7 unit is mounted in the standard B7G valve envelope and is hermetically sealed and fully evacuated.
 Available for the frequency ranges from 100 kc/s. to 500 kc/s. and from 3 Mc/s. to 16 Mc/s. Gold electrodes applied by cathodic sputtering give permanence of calibration. Normal adjustment accuracy 0.01% Max. adjustment accuracy 0.003%.
 Early delivery can be given of some frequencies, and we will be pleased to quote for your specific requirements.
THE QUARTZ CRYSTAL Co. Ltd.
 63-71 Kingston Road,
 NEW MALDEN, SURREY
 Telephone: MALden 0334 Cables, etc.: QUARTZCO NEWMALDEN

20

CIRCUITS
for 2/6 only
Enlarged again!

Our Super-Handbook, "The Home Constructor" with its supplements (68 pages altogether) now incorporates:—

- ★ **20 CIRCUITS**—Superhets, T.R.F. Sets, Amplifiers, Feeder Units, Test Equipment, etc.
- ★ **SUPERHETS**—Full constructional details, supra-simplified layout and building a variety of superhets.
- ★ **COIL PACK**—Full constructional details for building a superhet coil pack.
- ★ **AR RADIO**—Full constructional details.
- ★ **RADIO GEN**—Pages of information, Resistance Colour Code, Formulae, and "know-how."
- ★ **RADIO CONTROL**—Supplement with theoreticals and information.
- ★ **RADIOGRAM** Supplement.
- ★ **CATALOGUE**—Profusely illustrated price list of components.
- ★ **INFORMATION LETTERS**—The latest issues of our popular Information Letters enclosed with each handbook.

**YOU CAN'T GET BETTER VALUE!
IT'S TOPS!**

"The most helpful book in the Trade."

SEND 2/6 FOR YOUR COPY TODAY
and don't forget that where you want **COILS** you **NEED** our **STANDARD SUPACOILS**

Available in ranges 10-30, 16-50, 30-75, 75-200, 190-550 and 800-2,000 metres.

- Single hole speed fixing
- Variable iron-dust cored
- Low loss formers
- Recommended for many circuits

ONLY 3/- EACH!
I.F. Transformer—iron-dust cored, aligned to 465 kc/s, 16/6 pr.
JB 2-Gang variable conds., 14/- 3-Gangs, 18/3.

SL8 Spin-wheel tuning drive and dial, 27/6.
Model 30 Supacoilpack. 3 waveband superhet pack for 465 kc/s I.F.—built to your selection of 3 wavebands from the above Supacoil range, 47/5.
Model 40A Supacoilpack. Similar to Model 30 with provision for HF stage and gram. switching, 82/-.

SUPACOILS

(DEPT. W.12)

21, Markhouse Road, London, E.17

SITUATIONS VACANT

RADIO Mechanic required for the BERMUDA Police Force in the rank of Constable for a tour of 5½ years with possibility of permanency. Salary scale (including present temporary allowance of 10% of salary) £715 rising to £825 a year. Free passages and uniform. No income tax. Candidates must be unmarried, between 21 and 28 years of age, of sound physique and good education. They must be familiar with Signal Generator, Valve Tester, Anometer and Battery Charger Equipment and also VHF Equipment similar to Pye Series PTC 704 (Fixed Unit) and Pye Series PTC 115 (Mobile Units).—Write to the Crown Agents, 4, Millbank, London, S.W.1. State age, name in block letters, full qualifications and experience, and quote M1/36551/WF [3755]

RADIO Officers required by the EAST Africa High Commission Directorate of Civil Aviation for one tour of 30 to 48 months in the first instance with prospect of permanency. Salary scale (including present temporary allowance of 35% of salary) £742 rising to £965 a year. Gratuity of 13¼% of total basic salary drawn during contract for those not taken on permanent establishment. Free passages. Liberal leave on full salary. Outfit allowance £30. Candidates must be capable of operating at 25 w.p.m. and should preferably hold M.C.A. 1st Class Certificate in Radio Telegraphy. Knowledge of touch typing for teleprinter, the operation of modern radio or radar aids, or experience in radio maintenance would be an advantage.—Write to the Crown Agents, 4, Millbank, London, S.W.1. State age, name in block letters, full qualifications and experience and quote M20/30606/WF. [3739]

ELECTRONIC Digital Computers. ELECTRICAL Engineers with an interest in mathematics are required by The English Electric for work on FAULT Diagnosis, maintenance and development of Digital computers of advanced design. THESE appointments will be in the Staffordshire Area, and are permanent and pensionable. HOUSES will be available to successful applicants.—Please reply to Dept. C.P.S., 336/7, Strand, W.C.2, quoting Ref. 1353A. [3639]


ELECTRONIC Digital Computers. MATHEMATICIANS with first- or second-class honours degrees are invited to apply for vacancies in connection with the design and operation of Digital computers of an advanced nature. APPLICATIONS from people with experience of programming will be especially welcomed. THESE positions are occurring in the Industrial Electronics Division of The English Electric Co., Ltd., in Staffordshire, and are permanent and pensionable; houses will be available to successful applicants.—Please reply to Dept. C.P.S., 336/7, Strand W.C.2, quoting Ref. 1352A. [3638]

COMMUNICATION engineers and DRAUGHTSMEN. THE expanding programme of the Transmission Department offers vacancies in both senior and junior categories for line transmission laboratory engineers and apparatus design engineers, and also for draughtsmen with experience in telecommunications or light current engineering. SPECIALIST experience in any branch of line transmission engineering is desirable for some of the posts. POSITIONS offered are on the company staff with contributory pension fund and usual staff conditions. APPLICANTS should write to Personnel Manager, Automatic Telephone and Electric Co., Ltd., Strowger Works, Ede Lane, Liverpool, 7, giving full details of age, qualifications, and experience. [3788]

TECHNICAL assistant (electronics). NEWCASTLE UPON TYNE. FIELD test section of heavy vehicle research dept. has opening for a man with good theoretical knowledge of electronics; minimum educational standard Nat. Cert., City & Guilds Telecommunications Cert., and practical experience of strain gauge circuits, wiring, assembly and testing of electronics apparatus. GIVE age and fullest details of record, salary, etc.—Write Box 8755. [3706]

YORKSHIRE ELECTRICITY BOARD
NO. 1 (Bradford) Sub-Area. THIRD assistant engineer (radio and television). APPLICANTS must have had a sound training and experience in the maintenance and repair of various makes of radio and television sets and the duties will include supervision of the sub-area radio service depots carrying out installation, repair and maintenance of apparatus, and will also include responsibility for the training of radio mechanics; the possession of a qualification will be an advantage. SALARY: N.J.B. class K grade 10 £719/£750 per annum. APPLICATIONS, giving full details of age, qualifications and experience, together with the names of two referees, should be forwarded to the Manager, No. 1 (Bradford) Sub-Area, Yorkshire Electricity Board, 45-55, Sunbridge Road, Bradford, within 14 days of the appearance of this notice. [3776]

They are too good and last too long



"I hope," said one of our customers, after giving us a more lavish amount of praise than usual, "that this letter will not induce you to lower your standards on the grounds that your transformers are too good and last too long."

A swelled head is not one of our afflictions, and the compliments have precisely the opposite effect.



Nursteed Road, Devizes, Wilts.

Tel.: Devizes 932

MORSE CODE Training

COURSES FOR BEGINNERS and OPERATORS, also a **SPECIAL COURSE** for passing the G.P.O. Morse Test for securing an **AMATEUR'S TRANSMITTING LICENCE**.

Send for the Candler **BOOK OF FACTS**
It gives details of all Courses
Fees are reasonable.
Terms Cash or Monthly Payments.

THE CANDLER SYSTEM CO
(55W) 52b ABINGDON RD., KENSINGTON LONDON, W.8

Candler System Co., Denver, Colorado, U.S.A.



WAFER SWITCHES TO YOUR OWN SPECIFICATION

Special fast service for experimenters and research laboratories who require one or more switches at a reasonable price.

Standard Type 'M' switches to any specification made only from new parts supplied by A.B. Metal Products Ltd.

No more searching for the nearest type or making-do with unsuitable switches—have it made exactly the way you want it.

Write your switch specification for quotation by return of post. Give number of poles on each wafer, number of "ways" and spacing between wafers if this is important. Each wafer can carry up to 12 contacts on each face. If you supply a sketch, draw each wafer viewed from front (knob end) of switch with switch fully anticlockwise. If wafer has contacts on both faces, draw each face (front and rear) as though viewed from front of switch.

Switch design chart sent on request gives more information on possible contact arrangements.

Orders and enquiries by post only:

SPECIALIST SWITCHES

24 Cranbourn Street · London · W.C.2

RADIO & TELEVISION COMPONENTS

WE OPERATE A PROMPT & EFFICIENT MAIL ORDER SERVICE

"VIEW MASTER" & "TELE-KING" specialists
Easy terms available. Stamp (only) for lists

JAMES H. MARTIN & CO.,
FINSTHWAITE, NEWBY BRIDGE,
ULVERSTON, LANCs.

ARIEL SOUND

Professional Recording Engineers
Electronic Design, Manufacture
and Repair

We have developed a new pre-amplifier for semi-professional tape decks. It includes recording pre-amp and equaliser, replay pre-amp and equaliser, bias and erase supply, peak programme meter, switching for direct or playback monitoring (for three-head decks). You are invited to write to us if interested and you will receive full details as soon as they are released.

57 LANCASTER MEWS, LONDON, W.2
Telephone: PADdington 5092



DECCA RECORD PLAYERS

Standard or L.P.
List Price £12/1/6
OUR PRICE

6 GNS.

Packing, carriage, Insurance, etc. 10/6

RICHARD ALLEN'S SPEED RECORD PLAYERS in handsome walnut finish cabinets, fitted Collaro motor with dual purpose Acco heads. List price. £19/5/6. Our price £8/10/6. Packing, carriage, insurance, etc. 10/6.

Send stamp for bargain list of record players.

RONALD WILSON & Co.
12, BRIDGE ST., WORCESTER

SITUATIONS VACANT

ELECTRONICS Development Engineer.

RAPIDLY expanding company located near Aylesbury offers outstanding opportunity to a Development Engineer with a wide experience of Electronics Design; applicants must have a sound knowledge of communications/pulse technique, be qualified by degree or equivalent, and experience of aerial design would be an advantage; the post offers great scope for future advancement to a man with a good background of industrial or establishment experience; full details of age, experience, qualifications and salary expected to AIRTECH, Ltd., Aylesbury and Thame Airport, Haddenham, Bucks. [3769]

VACANCIES with Housing Accommodation.

ENGINEERS of Higher National Certificate or degree standard and Students of Ordinary National standard are required at our Hemel Hempstead factory for development work on servo-mechanisms and magnetic amplifiers. FRESH CORDS experience is desirable but not essential; applicants with suitable background and interested in this work should apply. Vacancies also available for Mechanical Designers acquainted with this type of work. Prospects of promotion are excellent in this new and expanding laboratory.

SUITABLE applicants will have the opportunity of renting a modern house or flat in the New Town.

WRITE, as fully as possible, stating your age, experience, to: Dept. B, Box 8269. [3600]

TECHNICIAN (broadcasting) required by the

GOVERNMENT of Northern Rhodesia Information Department for one tour of 36 months; salary scale (including present temporary allowance of approximately 17% of salary) £674, rising to £1,142; gratuity at the rate of £80/£100 a year; free passages; liberal leave on full salary; candidates, 22 to 35 and with good education, must have had at least two years' practical experience in the maintenance and operation of programme input equipment and/or transmitting equipment with a broadcasting organization; a knowledge of outside broadcasting, radio receivers and simple workshop practice is desirable and possession of City & Guilds Inter-Certificate in Telecommunications Engineering or equivalent would be an advantage.—Write to the Crown Agents, 4, Millbank, London, S.W.1. State age, name in block letters, full qualifications and experience, and quote M2C/40505/WF. [3709]

ASSISTANT Signals Officer required by the

SIERRA LEONE Government Civil Aviation Department for one tour 18-24 months, with prospect of permanency; salary scale (including expatriation pay), £742, rising to £1,177 a year; outfit allowance £60; liberal leave on full salary; free passages for officer and wife; assistance towards cost of children's passages or grant up to £150 annually for maintenance in U.K.; candidates should be experienced in MF, HF, VHF and VHF/DF and ancillary equipment and should hold the P.M.G. Certificate in Wireless Telegraphy or equivalent.—Write to the Crown Agents, 4, Millbank, London, S.W.1. State age, name in block letters, full qualifications and experience, and quote M2C/30353/WF. [3678]

FERRANTI, Ltd., have immediate vacancies for:—

MEN with electrical engineering qualifications for the advanced testing of fire control equipment involving electronics and servo mechanisms; previous experience of this type of work though desirable is not essential; permanent staff appointments with pension benefits; application forms from Mr. T. J. Lunt, Staff Manager, Ferranti, Ltd., Hollinwood, Lancs. PLEASE quote reference HGN. [3767]

RACAL ENGINEERING, Ltd., have applicable vacancies from

SENIOR and Assistant Development Engineers and Mechanical Draughtsmen, preferably with recognized professional qualifications, experienced in various aspects of the design of AIRBORNE Radar Test Gear and H.F. Communication Equipments. Housing will be available to successful applicants after the completion of one month's probationary service, if at present residing in the Greater London Area.—Please forward in writing full details of experience, education, age, etc. to Personnel Officer, Racal Engineering, Ltd., Western Rd., Bracknell, Berks. [3661]

THE MULLARD RADIO VALVE Co., Ltd., require an

ELECTRONIC engineer to design and supervise the construction of experimental test gear for colour television cathode ray tubes. APPLICANTS who possess a B.Sc. Hons. degree and have an interest in advanced circuitry techniques are particularly invited to apply.

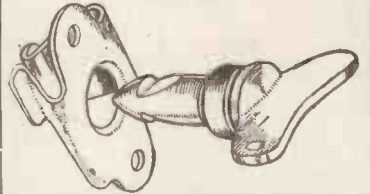
THIS vacancy is caused by the expansion of the Company's activities in this field. Commencing salary will be according to individual age, experience and qualifications and can be considered as progressive.

THE company's policy regarding the employment of scientific staff provides adequate prospects for advancement; there are facilities for further study and a company pension scheme and progressive holiday plan.

APPLICATIONS in writing will be treated with the strictest confidence and should be addressed to The Personnel Officer, The Mullard Radio Valve Co., Ltd., New Rd., Mitcham Junction, Surrey, quoting reference JFG/A.1./L.7. [3693]

ODDIE FASTENERS

Pat. 507249



THIS FASTENER WITH ENDLESS APPLICATIONS—SIMPLE—POSITIVE SELF-LOCKING. MADE IN A VARIETY OF TYPES AND SIZES.

SPECIAL FASTENERS TO SUIT CUSTOMERS' REQUIREMENTS.

WIDELY USED IN THE RADIO INDUSTRY.

Illustrated brochure and other information will be gladly sent on request.

DEPT "W.W."

Oddie, Bradbury & Cull Ltd., Southampton

Tel.: 55883 Cables: Fasteners, Southampton

THE

CHAFFEY

CABINET COMPANY

63a, CHELTENHAM RD., LONDON, S.E.15

TEL: NEW CROSS 4766

TELETRON SUPER INDUCTOR COILS

FERRITE ROD AERIALS.

Dual wave 12/9. MV. 8/9.

Wound on high permeability Ferroxcube Rod.



HMX. 200-550. M. 3/-. HLX. 1000-2000. 3/6.

HAX. 200-550. M. 3/-. for Xtal diodes.

TRF. Dual wave. A/HF. 7/- Matched pairs.

(as illustrated)

E.C.O. Quench, filter coils, etc.

Stamp for complete list & circuits.

THE TELETRON CO.,

266, Nightingale Road, London, N.9.

HOW. 2527

Trade enquiries to sole distributor. SAM MOZER

95, Kendal Avenue, N.18. Edm. 7707



TRANSFORMERS

of all types up to 25 KVA for Single or Three Phase operation, Phase Conversion, etc.

MAINS

Output, and Special Purpose Transformers for Radio Equipment; Chokes, etc.

COILS

for Contractors, E.M. Brakes, Air Valves, etc., and Coil WINDINGS for all purposes.

SOLENOIDS

for A.C. and D.C. Operation.

W. F. PARSONAGE & Co., Ltd.

INDUCTA WORKS · Park Rd · Bloxwich · Walsall

Telephone: BLOX 66464

Working in the Dark ?
Use the **"TYANA"**
SEARCHLIGHT
INSTANT HEAT
SOLDERING IRON

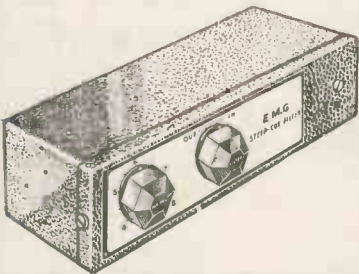
Pat. No. 857157.

- **POWERFUL LIGHT** incorporated in the iron and shielded from the operator.
- **INDIVIDUAL SWITCH** FOR THE LAMP making the light entirely independent of the soldering unit.
- **READY FOR SOLDERING** IN 3 SECONDS.
- **SAFELY COOL IMMEDIATELY** SOLDERING IS COMPLETED.
- **SLENDER BIT** can be bent to shape to reach corners, and with
- **SILVER ALLOY TIP** which never becomes fluxing or tinning. (3 supplied).
- **HIGH POWERED SOLDERING**—capable of soldering 14 swg copper wire and making joints onto 20g sheet steel.
- **FLOW OF SOLDER TO THE WORK** by magnetic induction
- **TEMPERATURE CONTROL** at the finger tips.
- **ROBUST CONSTRUCTION.**
- **EASY TO HANDLE.**

The ideal service engineer's soldering instrument. **SAVING**—Up to 90% of electricity. **TIME** in rapid heat-up and easy visibility of work. **MATERIAL.** No bad joints in dark corners.

KENROY LTD.

152, Upper St., London, N.1. CANonbury 4905.



E.M.G. INFINITELY VARIABLE STEEP-CUTTING FILTER

No other filter combines all the advantages of this model which are, briefly, to cut response above any desired level between 4,000 and 8,000 c.p.s. at an average steepness of 30 db per octave, easy fixing (connects between 15 ohm speaker and amplifier output), robust construction, no distortion or appreciable loss of volume and cannot introduce hum. Recommended for reducing surface noise on '78' records, cutting 'edge' on some L.P. records, and eliminating high pitched interference on radio.

Price £4/10/- Leaflet on request Trade Enquiries Invited.

E. M. G. HANDMADE GRAMOPHONES LTD.
6, Newman St. London W.1. Museum 9971

SITUATIONS VACANT
THE MULLARD RADIO VALVE Co., Ltd.
require a

PHYSICIST or Electrical Engineer for its Cathode Ray Tube Department. The successful candidate will be expected to carry out investigations and experiments in production techniques, materials and manufacturing equipment. The main emphasis will be upon manufacturing rather than development work.

APPLICATIONS are invited from Physicists or Engineers possessing a B.Sc. degree or equivalent qualifications and previous experience is not essential.

THE vacancy outlined above is caused by the expansion of the Company's activities in this field. Commencing salary will be according to individual age, experience and qualifications and can be considered as progressive.

THE Company's policy regarding the employment of scientific staff provides adequate prospects of advancement and breadth of outlook is assured by opportunities for transfer to other fields of work within the Company.

THERE are facilities for further study and a Company Pension Scheme and progressive holiday plan.

APPLICATIONS in writing will be treated with the strictest confidence and should be addressed to The Personnel Officer, The Mullard Radio Valve Co., Ltd., New Road, Mitcham Junction, Surrey, quoting reference JFG/A.1./M.P.A. [3695]

TEST Gear Design Engineers and Maintenance Engineers

REQUIRED with practical experience of this class of work, based on sound knowledge of electronic principles. These vacancies are permanent and progressive. A company pension scheme in operation London area.—Please write, in confidence, giving full details of qualifications to Box 8808. [3723]

THE MULLARD RADIO VALVE Co., Ltd.
require a

PHYSICIST or electrical engineer for design and development work on cathode-ray tubes for colour television.

PHYSICISTS or engineers who possess a B.Sc. Honours degree and have an interest in electron optics, glass technology or physical chemistry are particularly invited to apply.

THE vacancy outlined above is caused by the expansion of the company's activities in this field; commencing salary will be according to individual age, experience and qualifications and can be considered as progressive.

THE company's policy regarding the employment of scientific staff provides adequate prospects for advancement and breadth of outlook is assured by opportunities for transfer to other fields of work within the company.

THERE are facilities for further study and a company pension scheme and progressive holiday plan.

APPLICATIONS in writing will be treated with the strictest confidence and should be addressed to The Personnel Officer, The Mullard Radio Valve Co., Ltd., New Rd., Mitcham Junction, Surrey, quoting reference JFG/A.1./M.D.2. [3694]

FERRANTI, Ltd., of Wythenshawe, have a number of vacancies for technical assistants in the following fields of investigation:—
HYDRAULIC control mechanisms and Servos.
CYRS.

RELAYS and electro-mechanical instruments.
EXPERIMENTAL vibration testing.
MICRO-WAVE systems.
R.F. circuits.

PULSE circuits.
APPLICANTS should hold a degree or Higher National Certificate in electrical or mechanical engineering.

THE work would be of particular interest to men completing National Service in technical branches of the Services.

THE appointments would be to the permanent staff of the company and offer the prospect of interesting work in modern well-equipped laboratories opened in South Manchester within easy reach of residential districts.

THE company operates a staff pension scheme. **APPLICATION** forms from Mr. T. J. Lunt, Staff Manager, Ferranti, Ltd., Hollinwood, Lancs.

PLEASE quote reference WTA. [3403]

SHORT BROTHERS & HARLAND, Ltd., Belfast, require a laboratory superintendent for their research department.

THE position involves responsibility for providing equipment, supplies and services in the laboratories; also control of laboratory personnel.

CANDIDATES should possess organizing ability, and be familiar with the running of a laboratory or workshop.

EXPERIENCE in light electrical equipment or precision instruments essential.

CONSIDERABLE tenacity and drive necessary to co-ordinate and sustain action with external official bodies.

THIS appointment is suitable for a retired officer of one of the technical branches of the Services.

ASSISTANCE with housing, and with removal expenses.

SEND full details of age, qualifications and experience, quoting Ref. 613/St. App., to Staff Appointments Officer, Short Bros. & Harland, Ltd., P.O. Box No. 241, Belfast. [3344]

DEVELOPMENT engineer required for work on R.F. circuitry and associated test equipment: National Service must be completed.

WRITE in first instance, stating experience and salary requirements to Sydney Bird & Sons, Ltd., Fleets Lane, Poole, Dorset. [3712]

GALPIN'S

ELECTRICAL STORES

408, HIGH STREET, LEWISHAM, S.E.13

Tel.: Lee Green 0309. Nr. Lewisham Hospital.

TERMS: CASH WITH ORDER. NO C.O.D.

All goods sent on 7 days' approval against cash.

EARLY CLOSING DAY THURSDAY

METERS. Moving coil, 0 to 14 amps., 18/6 each. Ditto, Moving Iron, suitable for A.C. 0 to 30 amps., 25/- each. Another moving coil, 100 to 250 amps., D.C. 35/- each, all 4in. scale.

DIMMER RESISTANCES. Large type 2,000 watts rating, 45/- each, carriage 5/-.

PRE-PAYMENT 1/- ELECTRIC LIGHT SLOT METERS, S/H, reconditioned, variable tariff.

10 amp. load, 200/250 volts A.C. 55/- each.

ELECTRIC LIGHT CHECK METERS, useful for sub-letting, garages, etc., all for 200/250 volts A.C. mains, 5 amp. load, 19/- each; 10 amps., 22/6;

20 amps., 27/-; 25 amps., 32/6.

HEAVY DUTY SPOT WELDER TRANSFORMERS, input 200/250 volts. OUTPUT a combination of 2, 4, 6, 8, 10, 12 volts at 120/150 amps. New £6/15/- each, carriage 6/-.

LIGHT ARC WELDING TRANSFORMERS, 200/250 volts Input, Output 40/60 volts, 30/40 amps. £7/5/- each.

MEDIUM SPOT WELDING TRANSFORMERS, input 200/250 volts, OUTPUT a combination of 2, 4, 6, 8, 10, 12 volts at 50/70 amps. New £5/2/6, C/paid.

HEAVY DUTY L.T. OUTPUT TRANSFORMERS, 200/250 volts Input. Output a combination of 6, 12, 18 and 24 volts at 30 amps. £4/2/6 each. C/paid.

Another Input as above, Output 0, 6, 12, 18, 24 volts at 12 amps., 55/- each, post 2/-.

Another Input as above, Output 0, 6, 12, 18, 24 volts, 6/8 amps., 46/6 each.

HEAVY DUTY L.T. TRANSFORMERS suitable for rectifiers, soil heating, etc. Input 200/250 volts, Output a combination of 6, 12, 18, 24, 30, 36 volts at 15 amps., 67/6 each, post 2/6.

Another Input and Output as above but at 6 amps., 47/6, post 2/-.

Another input and output as above but at 4 amps., 36/6 each.

MAINS TRANSFORMERS. 200-250 volts input, output 400/0 400 volts, 280 m/amps., 6.3 v. 8 a., 2 v. 3 a., 5 v. 3 a., 4 v. 2 a., 4 v. 2 a., the last two heaters insulated at 8,000 volts, 85/- each; another 200/230 volts input, output tapped 0, 9, 18 volts at 4 amps., 25/- each, post 1/-.

MAINS TRANSFORMERS. 200/250 volts input, 300/0/300 volts 150 m/amps., 6.3 v. 4 a., 4 v. 2 amps. output. Makers Rich & Bundy. 32/6 each, C/paid.

MAINS TRANSFORMERS (NEW), input 200/250 volts in steps of 10 volts, output 350/0/350 volts, 180 m/amps., 4 volts 4 amps., 5 volts 3 amps., 6.3 volts 4 amps., 45/- each, post 1/6; another 350/0/350 volts 180 m/amps., 6.3 volts 8 amps., 0/4/5 volts 4 amps., 45/- each, post 1/6; another 500/0/500 volts 150 amps., 4 volts 4 amps., C.T.H., 6.3 volts 4 amps., C.T., 5 volts 3 amps., 47/6 each, post 1/6; another 425/0/425 volts 160 m/amps., 6.3 volts 4 amps., C.T., twice 5 volts 3 amps., 47/6 each, post 1/6.

EX-RADAR MAINS TRANSFORMERS. Input 230 volts. Output 4 or 5 Kilo-volts at 30 mVA, also 3 L.T. windings 4 v. 2 a., 6.3 v. 2 a., 2 v. 2 a., these transformers are capable of a larger output than stated and are immersed in oil £3/15/- each, carriage 5/-.

1,000 WATT AUTO WOUND VOLTAGE CHANGER TRANSFORMER tapped 0/110 200/230/250 volts, £5/15/- each, carriage 4/6.

1,500 watt ditto, £7/15/-, carriage 7/6.

350 watt 55/-, 500 watt 75/-, 200 watt 45/-.

EX-U.S.A. ROTARY CONVERTERS, 12 volts D.C. input, outputs 500 volts 50 mA. 275 v. 100 mA. Complete with smoothing, 22/6 each, carriage 2/6. As new.

EX-NAVAL ROTARY CONVERTERS, 110 v. D.C. input 230 volts A.C. 50 cy., 1 ph. 250 watts, output. Weight approx. 100 lbs. £12/10/-, C/F.

CONVERTERS, 400 watts output, 24 volts D.C. input, 50 volts 50 cycles 1 phase output. Complete with step-up transformer from 50 volts to 230 volts at 400 watts. £12/10/- each C/F. Ditto 200 watts. £9/10/- each C.F., fully guaranteed.

ROTARY CONVERTERS. 230 volts D.C. input, 230 volts A.C. output. 50 cycles 1 phase at 250 watts, £15 each C/F.

CLIENTS in Eire, please allow at least double the carriage stated to allow for customs clearance charges.

LONDON CENTRAL RADIO STORES

GROOVE LOCATING UNITS, enabling operator to prospect any point on 10, 12, or 16in. discs. for play back purposes. Consists of substantial machined casting with adjustable counterpoise pick-up arm fitted with high-fidelity pick-up and instantaneous calibrated groove selector with micrometer adjustment and "velvet touch" lever for dropping pick-up. £2/10/-, carriage paid.

ELECTRO MAGNETIC COUNTERS. Counting to 9,999. Operating volt 25-50 D.C. Perfect condition. 15/- p. paid.

INFA RED CONVERTER CELLS. C.V.143. C.V.147. C.V.148. 12/6 each. Carr. paid.

UNISELECTOR SWITCH. For automatic tuning, circuit selection, etc. 25-50 volts D.C. Full wipe. 3 Bank. 12/6. Half wipe 6 bank, 19/6.

CAMBRIDGE UNIPIVOT METERS. Range 0-60 microamperes. High grade Laboratory Instrument. Cu. Res. 12.4 ohms at 20° C. For callers only. £7/10/-.

CARBON HAND MICROPHONE. Type No. 4. New and boxed. 8/6, carr. paid.

8 INCH P.M. SPEAKERS, 3 OHM. In good condition. 6/- P. & P. 1/6.

N.B.—Carriage charges relate to British Isles only

23 LISLE ST. (GER. 2969) LONDON, W.C.2

Closed Thursday 1 p.m. Open all day Saturday

CABLE

CHEAPER IN SMALL COILS

No coil under 25 yds. unless requested. All prices per a 100-yd. lot. Less supplied, add 5%.

Twin Flat	1/044	3/029	W/E	7/029
Rubber	42/-	53/-	63/-	109/-
Plastic	38/-	52/-	61/-	107/-
Single V.I.R.	18/-	23/-		36/-

EARTH WIRE 7/029 tinned copper, 8/6 a 100-ft. lot. Send for lists of other cables, flexes, wiring accessories, and surplus switch and fuse gear. (We buy surplus electrical items, send details.) Add part carriage to small orders please.

BRITISH DISTRIBUTING (Desk W), 691 Green Lanes, London, N.8.

ENGINEERS!

Whatever your age or experience, you must read "ENGINEERING OPPORTUNITIES." Full details of the easiest way to pass A.M.I.Mech.E., A.M.I.E.E., C. & G. (Electrical, etc.), General Cert., etc., on "NO PASS—NO FEE" terms and details of Courses in all branches of Engineering—Mechanical, Electrical, Civil, Auto., Aero., Radio, etc., Building, etc. If you're earning less than £16 a week, tell us what interests you and write for your copy of "ENGINEERING OPPORTUNITIES" today—FREE

B.I.E.T.
387 College House, 29-31, Wright's Lane, London, W.8.

BRITISH INSTITUTE OF ENGINEERING TECHNOLOGY

CAPACITY AVAILABLE FOR MANUFACTURING

Instrument Cases, Chassis and Panels, and Sheet Metal Fabrications

Precision Work to your Specification

STOVE ENAMELLERS TO THE TRADE

PETTIFOR BROS. LTD.

Wandle Trading Estate, Mitcham Junction, Surrey.
Tel. MITcham 4312.

SITUATIONS VACANT

YOUNG man, 20-25 years old, required for installation and servicing for industrial electronic equipment; particulars to—Box 8605. [3674]

THE ENGLISH ELECTRIC Co., Ltd., Guided Weapons Division, Luton, has vacancies for all grades of senior and junior staff in the Electronics Department as follows:—

SENIOR engineer with experience of production engineering of prototype electronic equipment and a working knowledge of electronic circuitry.

SENIOR engineer for work on circuit development, and a sound fundamental knowledge of electronics.

SENIOR engineer with a wide experience of radar and communications equipment maintenance.

SENIOR instrumentation engineers with degree or H.N.C. and experience of the design of transducers for use with electronic or bridge measuring systems.

SECTION leader to supervise a team of designers and draughtsmen engaged on electronic equipment. Must be familiar with all aspects of R.C.S. 1,000.

SENIOR designer draughtsman to undertake preliminary design of special electronic equipment associated with guided missiles.

DRAUGHTSMEN for detail design of specialised electronic or electromechanical equipment, and of electrical and electronic laboratory test equipment.

DRAUGHTSMAN checker for work on production drawings of electronic and electro-mechanical equipment. Must have previous design experience.

CIRCUIT draughtsman or woman for the preparation of circuit and wiring diagrams for electronic equipment, and with a keen interest in electronics and a good knowledge of components.

THESE are permanent and progressive posts, and attractive salaries are offered to the right men. Staff pension after qualifying period. Applications to Dept. C.P.S. 356-7, Strand, W.C.2, quoting Ref. 1164B. [3666]

RADIO engineer required for training on television; keen man only considered; wage according to ability.—Write Box 219, Granthams Advertising, Reading. [3647]

TELEVISION engineer required for well-equipped service department; wage £12 per week; only skilled man considered.—Write Box 212, Granthams Advertising, Reading. [3646]

TESTERS required for television and radio manufacturer—good rates for experienced men; N.W. London area.—Write for full particulars to Box 7628. [0032]

EXPERIENCED television aerial development engineer; test and design to production stage.—Write fully, experience, salary, etc., Box 8454. [3653]

REPRESENTATIVES required to call on retailers with special range of TV tables and multi-purpose cabinets; commission basis.—Box 8927. [3778]

AIRCRAFT Radio Mechanics skilled in workshop practice are required by Skyways, Ltd., at Stansted Airport, Essex. Please write to Personnel Manager. [3643]

WIRELESS instructor wanted, able to undertake theoretical instruction for P.M.G. Certificates; write fullest particulars, salary expected, etc.—Wireless College, Colwyn Bay. [3713]

RADIO and/or television engineer required for bench and outside repairs, drive; references, age, experience, salary expected.—Field's Radio, Ltd., 52, Hall Gate, Doncaster. [3542]

TELEVISION field and bench service engineers; basic salary £12/10 per week, plus overtime and car allowance; only fully experienced competent men should apply.—Box 8655. [3741]

V.H.F. radio link engineer required for the maintenance of two multi-channel links, previous telephone and radio experience essential.—Apply, giving full details of experience, etc., to: [3741]

PERSONNEL Manager, Pye Telecommunications, Ltd., Ditton Works, Cambridge. [3731]

TECHNICAL assistant required for electrical test and development laboratory; suitable for man 20-25 who is progressing towards O.N.C. or H.N.C.; location London, E.18.—Write particulars Box 8859. [3742]

RADIO service engineer required for hearing aid service laboratory in Acton, W.3; interesting, progressive position in congenial atmosphere.—Please apply to Mr. Gillett, Acorn 1232, 62, Horn Lane, Acton, W.3. [3662]

TELEVISION and Radio Engineer required by good class firm; agents for Murphy, Ekco, Pye and Philips; must be fully qualified and experienced.—Apply Electrogen Engineering Co., 253, Coombe Lane, Raynes Park, S.W.20, or Telephone Wim. 7323. [3772]

ELECTRICAL engineer required for development department of firm engaged on the manufacture of R.F. heaters and other work at Cheltenham, previous experience preferable but not essential, H.N.C. standard.—Box 8822. [3735]

DRAUGHTSMEN; vacancies for designer draughtsman and detail draughtsman with experience of light mechanisms or instrument work; modern factory in Surrey area; 5-day week canteen pension scheme.—Box 8504. [3656]

"Always a good deal" at WEST END RADIO

AUTO-TRANSFORMERS

BRYAN SAVAGE, HEAVY DUTY

INPUTS;—110-130-200 & 250v. Switch controlled. **OUTPUTS;**—110 & 250v. at 3 K.V.A. normal. 1-2 K.V.A. **TROPICAL.** DIMS 8" x 8" x 13". Totally enclosed in heavy steel case, new in makers carton. Our Price £8.15.0. carr. free. Trade Terms for quantities.

SIEMENS MINIATURE, TROPICALISED HIGH-SPEED RELAYS type H96D, 1,000 ohms, 12/6. Type M1013 multi-contact 2,500 ohms. 25/-. Brand new, post free.

CANADIAN MARCONI No. 9 RECEIVERS. 2 Channel 1.9-5 M/cs. 10 valves. B.F.O. BRAND NEW, 95/- P. & P. 15/-.

1,000 Bargains for callers!

WEST END RADIO LTD.

14, LISLE STREET, LEICESTER SQUARE, LONDON, W.C.2.

Phone: GER 7341

OPEN ALL DAY SATURDAY!

THE POLLOCK M.C. PICKUP—

Response 10 c/s. to 20 Kc/s. H.F. resonance 25 Kc/s., L.P. 20 Kc/s. Kit of parts to make pick-up complete, including 100:1 transformer and sapphire stylus, 001 or .0025in., and full building instructions £4. 8s. 6d. Parts sold separately, prices: head and stylus 38/6; separator for min. thorns 31/-; arm/pivot 26/-; transformer 26/-; all prices post free. S.a.e. for details to:—

G. BLUNDELL, 7 Sunnyside House, Child's Hill, London, N.W.2.

METER REPAIR SERVICE

ALL TYPES and MAKES

Single and Multi-Range

Phone for immediate service

THE ELECTRICAL INSTRUMENT REPAIR SERVICE

329 Kilburn Lane, London, W.9

Tel.: LADbroke 4168

1/4" Black & Decker

PORTABLE ELECTRIC DRILL

200W. OR 250W. AC
COMPLETELY SUPPRESSED FOR RADIO AND TV INTERFERENCE
FULLY GUARANTEED

MANY ACCESSORIES ALSO AVAILABLE

£1

SENT POST FREE FOR DEPOSIT AND NINE FURTHER MONTHLY PAYMENTS OF 12/6. CASH PRICE £5.9.6.

Frith RADIOCRAFT Ltd PHONE 58927
69-71 CHURCH GATE LEICESTER

THE MODERN BOOK CO.

BRITAIN'S LARGEST STOCKISTS OF BRITISH and AMERICAN TECHNICAL BOOKS

- Electronic Measuring Instruments by E. Banner. 45s. 0d. Postage 1s.
- Radio Designer's Handbook by F. Langford-Smith. 42s. 0d. Postage 1s.
- The Oscilloscope at Work by A. Haas and R. W. Hallows. 15s. 0d. Postage 6d.
- Transistors and Crystal Diodes: what they are and how to use them by B. R. Betttridge. 5s. 0d. Postage 3d.
- Unit Constructed TV Receivers by E. N. Bradley. 6s. 0d. Postage 4d.
- Radio Laboratory Handbook by M. G. Scroggie. 25s. 0d. Postage 9d.
- Mullard 5 Valve 10 Watt High Quality Amplifier Circuit. 2s. 6d. Postage 3d.
- Radio Engineers' Handbook by F. E. Terman. 52s. 6d. Postage 1s.
- Radio Valve Data: NEW EDITION compiled by "Wireless World." 3s. 6d. Postage 3d.
- Telecommunications Principles by R. N. Renton. 37s. 6d. Postage 1s.
- Audio Anthology: Vol. 1 & II. 16s 0d. each. Postage 9d.
- Handbook of Line Communication: Vol. 1 by The Royal Signals. 30s. 0d. Postage 1s.
- Mathematics for Telecommunications: Vol. I by D. F. Spooner & W. H. Grinstead. 10s. 6d. Postage 6d.
- Radio Data Charts by R. T. Beatty revised by J. McG. Sowerby. 7s. 6d. Postage 6d.

Please write or call for our catalogue

19-23 PRAED STREET
(Dept. W.12)
LONDON, W.2


Phone: PADdington 4185
Open all day Saturday.

DIRECT FROM THE MANUFACTURER

RADIO/RADIOGRAM CHASSIS
Built to Highest Technical Standards

NEW MODELS

For A/C Mains 200/250 volts Long-Medium-Short wavebands



Size 12" x 7" x 7" high

OUTSTANDING PERFORMANCE **HIGH QUALITY REPRODUCTION**

- Latest type miniature Valves.
- Gram switching on wavechange switch.
- Negative feedback applied from output transformer secondary.
- Plug-in sockets for pick-up, extra speaker. Gram motor.

MODEL F3, 5 valves 4 watt output, wide range tone control **£13.18.3**

MODEL F3, PUSH/PULL, 7 valves, 6 watt output. Independent bass and treble controls **£17.17.9**

ALL CHASSIS FULLY GUARANTEED
Plastic Escutcheon 3/-. Matching Speakers available.
PARTICULARS FROM YOUR LOCAL DEALER OR
THE DULCI CO. LTD.
97 VILLIERS ROAD, LONDON, N.W.2
Telephone Willesden 7778
DEALERS' ENQUIRIES INVITED.

SITUATIONS VACANT
RADIO, London manufacturers require high-grade radio development engineers, experience essential in the design and development of all types of receivers, responsible and permanent position available.—Reply HB, Box 8780. [3716]

RADIO engineer required, experienced in design and development of mobile radio equipment; small, progressive firm near Southampton; state qualifications, experience and salary expected.—Box 8205. [0263]

FULLY qualified TV engineer required; top makes held; good wages paid; accommodation can be arranged if necessary.—Apply, giving particulars of salary required, to Victor Freed, Ltd., Aberdeen. [3435]

DESIGN draughtsmen required by leading manufacturers of radio, television, domestic appliances and electronic equipment, who are the largest producers of portable radio in Great Britain.

VACANCIES (both senior and junior) result from considerable expansion and development in the above fields, and offer first-class opportunities for advancement on ability. Applicants having practical experience in light electrical engineering are invited to apply, and those accepted are assured of good commencing salaries. Staff Pension scheme. ADDRESS full particulars, in confidence, to Personnel Manager, Vidor-Burndept, Ltd., Erith, N. Kent. [3702]

ELECTRICAL SERVICE (EDGWARE), Ltd., have a vacancy for a service engineer familiar all types radio and TV; good position, conditions and wages; references.—117, Edgware Rd., W.2. Pad. 2342. [3310]

RADIO service mechanics required by Smiths (Radiomobile), Ltd., for many parts of the country.—Write details of experience and qualifications to Personnel Officer, Goodwood Works, North Circular Rd., London. N.W.2. [0542]

PYE, Ltd., require experienced development engineers for radio receiver development in Cambridge, salary according to qualifications. Apply Personnel Department, Pye, Ltd., St. Andrew's Rd., Cambridge. [3521]

RADAR Engineers required for interesting work on airborne equipments; applicants should be conversant with Ministry specifications, capable of keeping records and work with minimum supervision.

DESIGN/LAYOUT Draughtsmen required, applicants should have had experience in either electronics or radio/television; knowledge of Ministry systems an advantage.

RADIO/TELEVISION Development Engineers required; applicants should be able to prepare test and parts schedules.

APPLY by letter in first instance to Ref. E.R.R., Masteradio, Ltd., 10-20, Fitzroy Place, London, N.W.1. [3641]

OLD-ESTABLISHED dealers of high repute, holding every leading agency, require additional radio and television engineers; top salary and permanency offered to first-class applicants.—E. P. Fox, Ltd., East Molesey, Surrey. [3558]

ELECTRONIC instrument draughtsmen wanted for expanding old-established business, experience V.H.F. and R.F. test equipment desirable, age 23-40, salary according to experience and qualifications.—Apply Box 8126. [3554]

VACANCIES exist in the research laboratory of the British Thomson-Houston Co., Ltd., Rugby, for engineers to work on Germanium devices.—Applicants should write to the Director of Research, giving their age, qualifications and salary required, quoting reference THX. [3725]

ELECTRONIC engineer, required for development work by newly formed radio company to work at their Eastbourne factory.—Apply, giving details of previous experience, to Cleveland Electronic Products, Sutton Rd., Eastbourne. [3736]

DESIGNER-DRAUGHTSMAN, age 25-35, with experience modern instrumentation, post offers advancements in expanding organization handling electronic and nucleonic equipment, salary according to qualifications.—Apply Box 8125. [3553]

TELEVISION engineer, able to drive, reqd. by leading dealer holding all main agencies; must be first-class engineer, salary £625 per annum; accommodation will be available if required.—Apply, giving experience, to Box 7582. [3433]

VACANCIES exist in the Liverpool and Wirral area for technicians with experience of radar, predictors, or similar electronic equipment. Wages commencing £7/7 per week.—Apply 4 MURA, Bluebell Lane, Huyton, Liverpool. Tel. Huyton 3261. [3489]

ARE you a young science (electronics) graduate of good personality and background (age 22-24, preferably no previous business experience) who has the inclination to make use of his knowledge so as to become a business executive? YOU will, if selected, embark on an interesting and well-paid career; this opening is in London.—Please apply, giving fullest particulars in confidence, to Box 8774. [3714]

MICHAEL RADIO, Ltd., Slough, Bucks., have vacancies from time to time for electronic engineers to be engaged on Government projects; those wishing to be considered are invited to write fully to the Chief Engineer, Equipment Division. [0198]

RELAYS TYPE 3000



BUILT TO YOUR SPECIFICATION—EARLY DELIVERY—QUOTATION BY RETURN—PLEASE STATE RESISTANCE OF COIL REQUIRED AND CONTACT BUILD UP.

MICROAMMETERS

250 F.S.D. 3 1/4" FLUSH MODEL S37
Specially scaled for test meters. Knife edge pointers, magnetic shield. Brand new. NOT Govt. Surplus. **55/-**


RECEIVER R1155

BRAND NEW. AERIAL TESTED
In makers original transit case. Now is the chance to get one from the best delivery we have had from the Ministry. Carr. 10/6
Send S.A.E. for further details or 1/3 for publication giving circuit diagrams, etc. Others available from £9/10/- according to condition.
RACKS P.O. STANDARD for 19in. panels. Steel channel sides, correctly drilled. Heavy angle base. Height, 4ft. 10in. or 6ft., or 7ft. 2in.

KEYSWITCHES



PROMPT DELIVERY OF ALL TYPES
VARIAC TRANSFORMERS, Type 80 CO. Input 200/240 v. Output 220 v. 7.5 amps. £8/10/- each.
AERIAL RODS. 12in. long, 3/8in. diameter. Any number of sections can be fitted together, 2/6 dozen. 6/- for 3 dozen. Post 1/-.
SLOW MOTION DIALS. 6in. Scaled 0-100, reduction 200 to 1 or direct, ideal for wavemeters, signal generators, etc. Our price, while they last, 5/6 each, post 1/-.
TERRY ANGLEPOISE LAMPS. Complete with flex and S.B.C. holder, shade, etc. Will stay put in any position, wall or machine fixing. 35/-, post 2/6.
INSTRUMENT RECTIFIERS. 5 milliamp, 7/6 ea., 50 mA., 5/- ea.
VOLTMEETERS. 0/300 v. A.C. 50 cy. 2 1/2in. flush, moving coil, rectifier type. 30/-, post 1/-.
Also 5in. surface-type moving iron with open scale, 60/-.
MOVING COIL METER with 1 mA movement, 2 1/2in. flush, rectifier type scaled 0/100 volts A.C., resistance 100 k. ohms. A very useful basic meter. 30/-.



ELECTRO MAGNETIC COUNTERS, Post Office type 11A, counting up to 9,999, 2 to 6 volts D.C., 3 ohm coil 12/6 each, post 1/-.
Many other types in stock, lists sent with order or send S.A.E.

CONDENSERS. PAPER BLOCK TYPE
.5mdf., 1,000 volt. . . . 2/6 8mdf., 500 volt. . . . 7/6
4mdf., 350 volt. . . . 4/6 8mdf., 750 volt. . . . 10/6
4mdf., 2,000 volt. . . . 7/6 10mdf., 350 volt. . . . 10/8
R.F. UNITS TYPE 26. 50/6 Mcfs. Variable tuning, complete with valves. 35/-, Post 2/6.
AMPLIFIERS. A high-fidelity unit with separate base and treble controls, constant impedance attenuator for setting volume level. In metal case with handles. 15 watt output, for 200/250 v. A.C. mains operation. Intended for use with the Gaumont British Projector. Ideal for P.A. work, dances, etc. Less valves. £12/10/-.
Or—complete with all valves, £15/12/6. Carr. 10/-.
ROTARY CONVERTERS. Input 24 volts D.C., output 230 volts A.C. 50 cycles, 100 watt, 92/6 each. Also available with 12 volt input, carr. 7/6.

LISTS AVAILABLE. Motors, Meters, Telephones, Rectifiers, Relays, Potentiometers, Resistances. All types including High Stability Carbon and Wire-wound. Send S.A.E.

L. WILKINSON
(CROYDON) LTD. DEPT. W.W.
19, LANSDOWNE ROAD, CROYDON
Phone: CRO 0839 Telegrams: "WILCO" CROYDON



The
MINNETTE
46
Gns.
with mic.
and tape
(carr. 7/6)

Specification includes 2 speeds 2 tracks, press-button control, 5 v. plus magic eye, 'phone monitoring, remote stop-start.

Model 44, ten watt replay, price 60 gns. Hi-fi eight valves with Truvox deck.

Write for fully descriptive literature and H.P. Terms from £5 deposit.

NOTE: MODERN RECORDERS are in short supply. We ask your indulgence if you cannot obtain "on the dot" more and more people are asking for them—place your order early, either direct or with your local dealer.

MODERN SOUND EQUIPMENTS

16 Pattison Road, London, S.E.18

WOO 0387

H.P. Terms if desired

AMPLIFIERS · TUNER UNITS · LOUDSPEAKERS

GRAM MOTORS · CABINETS

LANCASTER HI-FIDELITY
Acoustical Equipment Co., 27/29/31 Lancaster Ave., Fennel St., **MANCHESTER, 4**
DEA 2503.

MALVYN ENGINEERING WORKS

Precision Engineers

Manufacturers of: Chassis, Small Pressings, Machined Components, Wiring and Mechanical Assemblies to specification.

Single and Production Quantities. Enquiries Invited.
100 PARK ROAD, WARE, HERTS.

Telephone: Ware 465

CABINETS

We specialise in making **HIGH CLASS** cabinets to individual specification, particularly in the high fidelity field.
Competitive Prices.

ALAN CRANSTON (Cabinet Makers),
20, Lorrimore Bldgs., Olney Road, Walworth,
Phone: RODney 2349. **LONDON, S.E.17.**

"THE CHALLENGER"
BRITAIN'S NEWEST TAPE DECK
Really compact, size only 11" x 7 1/2"
Weight 6 lb.

Incorporating the very latest in Deck design and fitted with new type super heads giving high quality reproduction. Just the Deck you have been waiting for at the right price.

£10.10.0

Send stamp for details of this and Amplifier to suit the E.W.A. Decks to:

E. W. A.
266 Warbreck Drive, Blackpool

SITUATIONS VACANT
TECHNICAL Commercial Representatives who have experience of the applications of high-grade electronic test equipment and are qualified in electronics, are invited to apply for appointments with—Solartron Electronic Group, Queens Rd., Thames Ditton, Surrey. [3747]

LABORATORY assistant required for making up prototype test equipment, applicants must have a keen interest in radio and electronics.—Apply: Hatfield Instruments, Ltd., 175, Uxbridge Rd., Hatfield, London, W.7. Tel. Ealing 0779/9857. [3570]

EXPERIENCED radio testers and inspectors required for production of communication and radio apparatus, also instrument makers, wiremen and assemblers, for factory test apparatus.—Apply Personnel Manager, E. K. Cole, Ltd., Ekco Works, Malmesbury, Wilts. [0253]

RADIO—Leading London wholesalers require young man age 25-28 with some years commercial experience in trade preferably from buying angle; technical knowledge an advantage but not essential.—Write age, experience and salary to Box 8693. [3698]

SHORT BROTHERS AND HARLAND, Ltd., require an Engineer to promote the sale of electronic computing equipment; applicants must possess initiative and personality, while a knowledge of analogue computing techniques or electronics is desirable.

The appointment will be in London but will involve travelling for liaison with customers, and with the Company's Development Laboratories.

SEND details of age, experience and salary required to—Short Brothers & Harland, Ltd., P.O. Box No. 241, Belfast. [3636]

ELECTRONIC engineers required by The General Electric Co., Ltd., Brown's Lane, Allesley, Coventry, in their Development Laboratories for work on the following lines:

- (a) DEVELOPMENT of pulse circuitry techniques for guided weapons.
- (b) MICROWAVE development.
- (c) GENERAL radar circuit development.
- (d) TRIALS team in connection with guided weapons.
- (e) SERVO mechanisms.
- (f) TEST equipment.
- (g) MAGNETIC amplifiers.
- (h) POWER units including electronic stabilizers and rectifier systems.
- (i) APPLICATION and circuit theory of transistors.
- (j) DESIGN of R.F. modulators.
- (k) INVESTIGATION into valve parameters.
- (l) DESIGN of valve test apparatus associated with (k) above.

APPLICANTS, preferably with a degree or an equivalent qualification, should have had at least two years' experience in the development and engineering of Service equipment as well as experience in one of the above. Reply, stating age, qualifications and experience, to the Personnel Manager, Ref. R.G. [3665]

IF you are a Hi-Fi enthusiast and are experienced in selling and sales organization, there may be a ground floor opportunity for you at Imhof's London's Hi-Fi headquarters—fully to H. M. Layton at 112/116, New Oxford St., W.C.1. [3654]

ENGINEER or science graduate, to take full responsibility for a production unit combining physical and chemical processes; also to work on improvement of process.—Please apply Falnton & Co., Ltd., Kingsthorpe, Northampton. [3775]

TECHNICIAN with experience in electronic work required for development laboratory in large Telecommunication Engineering works, London area. Give particulars of experience, education and technical training, qualifications and commencing salary required.—Box 8814. [3729]

ELECTRONIC engineer required by company in East Anglia to take charge of small but expanding department wiring and testing electronic units for precision instruments; practical production experience essential, pension scheme.—Details of age, experience and salary required to Box 8482. [3653]

TRANSFORMER Designer required for development projects involving audio-frequency power transformers, pulse transformers, oil-filled units, etc.—Apply stating age, qualifications and experience to The Personnel Manager (Ref. R.G.), The General Electric Co. Ltd., Brown's Lane, Allesley, Coventry [0260]

ENGINEERS required for research and development work on servo-mechanisms; hydraulic, pneumatic and electrical servos are involved in this work covering such devices as guided missiles, radar scanners, motor control gear and turbo-alternators; vacancies as follows:

- (A) THEORETICAL engineers accustomed to carry out mathematical analysis of servo-systems. (Ref. 60.)
- (B) PRACTICAL systems engineers capable of directing original work in all above fields. (Ref. 61.)
- (C) ASSISTANT grades to work under direction of systems engineers on development work. (Ref. 62.)

CANDIDATES for (A) and (B) should possess honours degree with some practical experience or have had some previous practical experience in similar work. Candidates for (C) should be mechanical engineering or electrical engineering graduates or students. Knowledge of electronics of great value in this work. WRITE in detail, quoting reference number of position sought, to: The Personnel Manager (Technical Employment), de Havilland Propellers, Ltd., Hatfield, Herts. [3477]

MAST HEAD UNITS
(Gain approximately 15 dBs.
Noise factor approximately 2 dBs.)

Beautifully designed and engineered

Incorporating a Cascode connected amplifier and suitable for use with all types of aerials. Supplied complete with power supply unit and mounting bracket. Descriptive leaflet on request.

Price Complete with 40 feet of special low loss feeder. **£19.0.0** (sent carriage & p&k; free or available from your dealer.)

SPENCER-WEST
QUAY WORKS, GT. YARMOUTH

MORLEY TRANSFORMERS

QUALITY P.P.O./P. TRANS, 20w., super 800crlams Section low leakage windings, prim. Ind. 75H. leakage Ind. 075H. Sec. 3 and 15 ohms Prim. to indiv. requirements. Shrouded and term., wt. 5 lbs. 3 gns. Ditto 15 w., 2½ gns. L.F. CHOKES, 10H. 65 mA. 4/6. 15H. 100 mA., 10/6. 30H. 150 mA., 12/6. CRT Htr. Isolation Trans. 25% sec. boost volt, 2 v., 10/6. 6.3 v., 10/6. MAINS TRANS, 0-300/250 v. tapped prim. 350-0-350 v. 80 mA. 5 v. 2 a., 6.3 v. 4 a., etc., from 2½/- 6.3 v. 1½ a. Htr. Trans., 7/6. Quotations for specials and rewinds. Part P. & P. 1/-

2, PAWSONS RD., W. CROYDON, THO 1665

HIGH FIDELITY
COMPONENTS IN STOCK FOR THE
MULLARD 5-10
OSRAM 912 AMPLIFIERS

Price lists and 48 page catalogue free on request to

J. T. FILMER, MAYPOLE ESTATE, BEXLEY, KENT.
TEL: Beztleyheath 7267.

TELECRAFT
TV AERIALS
ARE CHEAPER AND BETTER

Send for Lists
TELECRAFT LTD.
THORNTON HEATH, SURREY.
THORnton Heath 1191-2

PROBE UNIT

Frequency Response:—
200 c/s to 5 m/cs sine wave
Pulse Response:—
200 c/s to 2 m/cs for 0.1 µs rise time.
(Separate power supply optional)

SEND FOR LEAFLET 22
SUTTON GOLDFIELD ELECTRICAL ENGINEERS
Clifton St., Sutton Coldfield, phone 5666

F.M.

FRINGE AREA TUNER

Five valves including two I.F. stages and a limiter. Attractive appearance with slide rule type of scale. Frequency drift negligible. Sensitivity better than 10µv for good limiting. Useful range 60-100 miles or more depending on location. As conditions are variable at these frequencies, this unit is available on approval against cash, and may be returned in one week. Trade enquiries for this service welcomed.

PRICE £19/16/3 INCLUSIVE.

STANDARD TUNER (up to 60 miles)
PRICE £15/17/-

PARTS AVAILABLE SEPARATELY TO BUILD AN F.M. TUNER

as recently featured in "Radio Constructor." Full building instructions with photographs, price 3/-. Total cost to build approx. £7. Ratio Detector and all coils £12/2/6. J.B. Dial and Condenser £15/3. Chassis 8/-. S.A.E. for parts list and prices (as supplied by G. Blundell).

This unit is available assembled and aligned at £13/4/2 inclusive.

Available Jan. 1 constructional details of fringe area model. Price 1/6.

THE JASON MOTOR AND ELECTRONIC CO.

328 CRICKLEWOOD LANE
LONDON, N.W.2
SPE 7050

H. FRANKS

58 NEW OXFORD STREET
LONDON, W.C.1
PHONE: MUSEUM 9594

ELCO SYNCHRONOUS CLOCK MOVEMENTS, 200/250 v. A.C. 50 cys. with spindles for hours, minutes and seconds, in bakelite dust cover 3in. diam., 2in. deep, with flex lead, one hole fixing, up to 1/2in. panel, inclusive set of 3 hands, suitable for 10/12in. dial, 27/6 each, post paid.

S.T.C. METAL RECTIFIER SETS, input 200/250 v. A.C. 50 cys. Output 220 v. D.C. 1 1/2 amps. Cont. rating, Type 10D/1786, housed in metal cabinet, 22 x 13 x 11in., £15. **ELLIOTT MAGNETIC RELAYS, TYPE H**, Coil rec. + -100 ohms. Operating current, low contact 238 microamps, high contact, 378 microamps, totally enclosed in metal case, 9in. x 4 1/2in. x 4in., £4 each. **P.O. COUNTERS**, Four digits, 3 ohm. coil, 10/- each. Ditto 400 ohm coil, 12/8 each.

RECTIFIER UNITS, type 58, input 200/250 v. A.C. 50 cys., output 20/24 volts D.C. 3 amps. smoothed, continuous tropical rating, fitted in metal case 12 x 20 x 8in., £5/7/6 each. **WESTINGHOUSE RECTIFIER SETS**, Style 228 G.P.O. Input 200/250 volts A.C. 50 cycles, output 50 volts D.C., 1 1/2 amps. £4 each.

DOUBLE-WOUND STEP-DOWN TRANSFORMERS, Input 200/250 v. A.C. 50 cys. Output 100/110 v. A.C. 750 watts. Fitted in metal cases. 8 1/2 x 7 1/2 x 7 1/2in. With carrying handle. New. £7/2/6. **"STANCOR"**, U.S.A. 2.5 K.V.A. 50/60 cycle auto-transformers. Input 115/250 v. Output 110 v. Completely shrouded. £9/10/- each.

CLOCKWORK-DRIVEN PROCESS TIMERS, variable 5 to 30 mins. Fitted 15 amp. Contacts, totally enclosed, crackle finish, 17/6 each.

Mailing Lists. Price 6d. each.

SITUATIONS VACANT

THE EDISON SWAN ELECTRIC Co., Ltd. have the following vacancies in their Special Products Development Laboratory—
(1) **ENGINEER** in charge of engineering degree, or equivalent, with experience of developing electronic equipment ready for factory production.

(2) **ENGINEERS** able to do original electronic and mechanical development work.

THE work of the laboratory includes development of a wide range of industrial and medical electronic apparatus and instruments. **PLEASE** write, stating experience, age, and salary required, to 155, Charing Cross Rd., London, W.C.2. Reference S.P. Lab. [3787]

SHORT BROTHERS & HARLAND, Ltd., have a vacancy in their research department for a mathematician to undertake the theoretical investigation of automatic controls, navigational systems, etc.; applicants must possess an Honours degree.

SOME experience of electronic or instrument systems would be an advantage.

GOOD salary and prospects in a rapidly expanding organization; pension scheme; assistance with housing and with removal expenses. **SEND** full particulars of age, qualifications and experience to **STAFF** Appointments Officer, P.O. Box 241, Belfast, quoting S.A.12. [3707]

JUNIOR technical writer required by leading radio valve manufacturer; age approximately 22-25, previous experience in an advertising department an advantage, but not essential; good prospects.—Write, giving full details of age, previous experience, qualifications and salary required to Box 8658. [3687]

ASSISTANT production manager wanted for a quartz crystal department; must be fully acquainted with all aspects of manufacture and able to take complete charge of a section. Write with full particulars of experience and salary required to Brush Crystal Company, Ltd., Hythe, Southampton. [3696]

SALES representatives required by leading industrial electronic heating equipment manufacturer; good electrical and general engineering experience desirable; ability to act; fully book orders essential; territories London, Birmingham, Cardiff, Bristol, Southampton, Derby and Reading.—Write Box 8657. [3686]

RADIO engineer required for British West Africa; applicant must be experienced in servicing radios, record players, P.A. equipment, and have sound electrical experience; also ability control electrical sales and service; single man, maximum age 30 years preferred.—Box 8773. [3711]

RADIO and radar testers—First-class men required for work on V.H.F. communication gear and Government contracts for radio and radar equipment by Midland manufacturers.—Men with wide experience of faults finding in any of the fields mentioned should write, giving full details, to Box 7700. [3470]

SENIOR transformer designer required with experience of all types of transformers up to 5,000 kVA; excellent prospects for an energetic man capable of supervising junior engineers, excellent working conditions, pension scheme, canteen, etc.; West London area.—Applications to Box 8135. [3565]

RADIO and electronic Laboratory engineer required by North London manufacturers, experience in receiver design and/or transistor technique advantageous; applicants should give fullest details of technical training, qualifications, experience and minimum salary required to—Box 8099. [3550]

DECCA RADAR, Ltd., have a vacancy for a Circuit Engineer to work on advanced techniques involving sub-sonic construction. Previous circuit experience and British nationality essential. Pension scheme. Write quoting reference RLA/65 to Decca Radar, Ltd., 2, Tolworth Rise, Tolworth Surbiton, Surrey. [3728]

ASSISTANTS (scientific)—The Civil Service Commissioners invite applications for pensionable posts. Applications may be accepted up to 31st December, 1954, but early application is advised as an earlier closing date may be announced either for the competition as a whole or in one or more subjects. The Interview Board will sit at frequent intervals. **AGE** at least 17, and under 26 years of age on 1st January, 1954, with extension for regular service in H.M. Forces, but candidates over 26 with specialised experience may be admitted. **CANDIDATES** must produce evidence of having reached a prescribed standard of education, particularly in a science or mathematical subject. At least two years' experience in the duties of the class gained by service in a Government Department or other civilian scientific establishment or in technical branches of the Forces essential in one of the following groups of scientific subjects:—
(i) **ENGINEERING**, and physical sciences.
(ii) **CHEMISTRY**, bio-chemistry and metallurgy.
(iii) **BIOLOGICAL** sciences.
(iv) **GENERAL** (including geology, meteorology, general work ranging over two or more groups (i) to (iii) and highly skilled work in laboratory crafts such as glass-blowing).

SALARY £250 (at 18) to £520 (men) or £435 (women). Starting pay up to £380 (men) or £340 (women) at 25. Somewhat less in provinces. Opposite notes for promotion. **FURTHER** particulars and application forms from Civil Service Commission, Scientific Branch, 30, Old Burlington St., London, W.1. quoting No. S 59/54. [3664]

MONEY BACK GUARANTEE DUKE & CO

621 ROMFORD ROAD, LONDON, E.12
CWO or COD • TEL: GRA 6677

T.V. TUBES £5-12"

3 MONTHS' GUARANTEE. Still our best buy, as supplied to the trade for the past 3 years. Not Ex-W.D. Had some hours' use. Various types and makes. Picture shown to callers. Carriage and insurance 15/6 extra. Please quote make and type required, and set with model No. when ordering. C.W.O.

SPECIAL OFFER of tubes with burns for testing and spares at 30/- each, with cathode to heater short 30/- each plus carriage and insurance.



AMPLIFIERS. Push-pull, 77/6, 7 watts output, A.C. or Universal. 4 valves and 1 rec. Ideal for Pick-up or Mike. Post 2/6.

AMPLIFIERS. 57/6, 4 watts output, 3 valves. A.C. or A.C./D.C. Ideal for Pick-up or Mike. Post 2/6.

SPOTLIGHTS, 8/9. Butlers new but Ex-W.D. 7 1/2in. dia., 6 1/2in. deep. These lights are similar to those sold for £3-£5, but finished black. This light is easily fitted to dumb irons of bumper. Bulbs now available 6 v. 36 or 48 watt, 12 v. 30, 36 or 48 watt. 4/6 each.



CAR RADIO TRANSFORMER. 5/9. 6 volt. New. Drawings 1/- each, post 1/9.

TRANSFORMERS. E.M.I. type fully shielded, 2/9, post 9d. Microphone trans. on lead with mike, 2/9, post 9d. Microphone trans. in fully shielded case, 2/9, post 9d.

LADIES ONLY! Treat the lady and yourself to a heated blanket for the home, 37/6 brings a complete heater kit that a lady can fit by herself unaided—with free drawings.

FIRESIDE "RIPPINGILLS" HEATER. 77/6. For the home, works or office. Although these are used ex-W.D. they have all been overhauled and work perfectly (paraffin). Carriage 2/6.

EXTENSION SPEAKERS. Brand new P.M. speaker (low impedance). Mounted on polished and veneered baffle stand. 5ft. lead ready connected. ONLY 19/9. Post 1/9.

RADIOGRAM CHASSIS A.C./D.C. End drive, £6/17/6. Salvage, reconditioned, 3-waveband, 5-valve superhet (latest midgets), ext. speaker and pick-up sockets. Post 3/6.

P.M. SPEAKERS. 10in., 25/9; 8in., 18/6; 6 1/2in., 14/9; 5in., 13/9. All three ohms. Best makes. P. & P. 1/9.

H.T. BATTERIES. 3/9. 60 volt, 60 + 1 1/2 volt (personal portable type). 67 1/2 volt (layer type), all Ex-W.D. but fully tested O.K., post 1/-. 90 + 1 1/2 volt (long round type), 5/9, 87 + 6 1/2 + 4 1/2 Ex-W.D., only 3/9. Post 1/9.

RECTIFIERS 8/9. T.V. Type. Salvage, guaranteed, 250 volt at 200 mA. And new, 350 volt at 250 mA., 12/9. Post 1/- each.

BEDSIDE T.R.F. RADIOS. 4 valve L. & M. wavebands. Walnut, White or Pale Green Plastic Cabinets. Complete £6/9/6, plus 3/6 p. & p.

100 MICROAMP METER MOVEMENT. New Ex-W.D. (late oil temp.), 2 1/2in. square. With drawing, 12/9. Post 1/3.

CRYSTALS. Germanium. Brand new, made by B.T.H. Give first-class results. **SPECIAL OFFER.** 1/9. Post 6d.

Send 2d. stamp for catalogue.

A. V. ROE & CO. LTD.

WOODFORD AERODROME

CHESHIRE

Have vacancies in their newly formed

WEAPONS RESEARCH DIVISION

SIMULATOR DEVELOPMENT

Electronic Engineer with Honours Degree in Physics or Engineering and having experience on the design of electronic computers or simulators.

The vacancy is for someone to take charge of and build up a team which will be working on Simulator Development.

TRIALS

Electronics Engineer with Physics Degree and a wide practical experience of telemetering.

The vacancy is for someone to take charge of and build up a team for the development of trials instrumentation.

GOOD SALARIES AND PROSPECTS. PENSION AND LIFE ASSURANCE SCHEME.

Apply giving full particulars of academic training and experience to:

A. V. ROE & CO. LIMITED

Weapons Research Division

Woodford, Cheshire

NORTHERN POLYTECHNIC

Holloway, London, N.7.

The Governing Body invite immediate applications for appointment as full-time **TEACHER OF TELECOMMUNICATIONS ENGINEERING** as from 1st January, 1955, for the three-year full-time course in preparation for the Full Technological Certificate of the City & Guilds of London Institute in Telecommunications Engineering. A knowledge of radar and television engineering is desirable. Salary on scale £525 x £25 x £800 x £20 x £820, together with allowances in accordance with the Burnham Award.

Form of application, together with full particulars, will be forwarded on receipt of a stamped, addressed foolscap envelope.

R. H. CURRELL, A.S.A.A.
Clerk.

SITUATIONS VACANT

JUNIOR designers required to deal with small transformers power, audio, pulse, etc.; specialised training will be given to engineers with suitable basic training and experience.—Applications to Technical Director, Gresham Transformers, Ltd., Twickenham Rd., Hanworth, Middx. [3569]

EXPERIENCED fault-finders wanted by Midland manufacturers of radio equipment; permanent posts located in the Midlands are offered to men with experience of radar, radio control, V.H.F. equipment.—Write, stating full experience and salary required, to The Personnel Manager, Box 7701. [3471]

ENGINEER, aged 25 to 35, preferably having Higher National Certificate, required for the maintenance of electronic equipment and the testing and alignment of new instruments used for quality control and automatic testing of all types of telecommunication cables.—Apply, giving full particulars, to Box 8635. [3679]

APPLICATIONS are invited from young physicists possessing honours degree for work on the development of transistors; post-graduate work on semi-conductors and solid state physics would be an added qualification; laboratories in ideal country surroundings.—Applications to Personnel Manager, Standard Telephones and Cables, Ltd., Ilminster. [3663]

DESIGN draughtsman. Leading manufacturers require experienced man to take charge of small group responsible for complete engineering of all types of electronic receivers; the post offers considerable scope with good prospects of advancement.—Apply stating age, experience and salary required to The Personnel Manager, Box 8685. [3692]

SENIOR Development Engineers (two) required for work on electronic test gear, varied, interesting work, one vacancy calls for experience in pulse work, permanent positions; write details of academic qualifications and practical experience to—General Manager, Taylor Electrical Instruments, Montrose Ave., Slough. [3397]

ELECTRICAL engineer required to take charge of test and development laboratory; applicant must have some years experience in a laboratory concerned with any of the following: capacitors, insulation materials, cables; position is progressive and offers excellent scope for keen engineer; location London, E.17.—Write Box 8861. [3743]

TELEVISION engineer required by South Wales dealers, fully experienced; all leading agencies held; permanency to single or married man, and accommodation arranged if required; excellent salary.—Apply, giving particulars of experience and salary required, and appointment can be arranged immediately (all letters answered). Box 7583. [3434]

HOUSE provided for suitable applicant, leading retailer (Manchester area) requires first-class television service engineer capable of working on own initiative, excellent prospects in expanding organisation, driving licence essential, superannuation scheme, canteen facilities.—State full details of previous experience, etc., to Box 7822. [3498]

INDUSTRIAL television a vacancy exists for a television engineer in the age group 25-35 within a team working on the design of industrial television equipment.—Applications, giving full details of age, experience and qualifications should be addressed to the Chief Television Engineer, Pye Radio Works, St. Andrew's Rd., Cambridge. [3545]

GRADUATES with an honours degree in physics or in electrical engineering are required by the British Thomson-Houston Co., Ltd., Rugby, for research in the field of high-power ultra high-frequency valves; applicants should write to the Director of Research giving their age, qualifications and college, quoting reference DR. [3529]

TELEVISION engineers required by old-established company holding every one of the well-known agencies; applicants must be fully experienced and preferably able to drive; top rates and permanent progressive positions to the right men.—Apply to A. S. White & Sons, Ltd., 130/2, High Rd., S. Tottenham, London, N.15. Sta. 7861-2. [3178]

ENGINEER wanted for mechanical development work in manufacturing company in Bradford; experience of mass-production methods essential and knowledge of the radio industry preferred; permanent staff position for suitable applicant.—Please apply in first instance, giving details of age, experience and salary expected, to Box 8411. [3644]

EX-SERVICE radio-radar mechanics.—A leading company in the electronic field has vacancies for men interested in manufacture and maintenance of radar equipment; opportunities occur in laboratory and in the outside maintenance field for men who have had service training and some theoretical knowledge.—Applicants should write, giving full details of their experience, etc., to Box 7699. [3469]

ELECTRONIC Engineers are required for Field Trials on Guided Weapons by the English Electric Co., Ltd., Luton, Beds; applications are invited from men with good electronics experience gained in industry or H.M. Forces, preferably with H.N.C. or equivalent; housing assistance available to successful applicants normally resident in the Greater London Area; applications giving full details of experience and qualifications to—Dept. C.P.S., 336/7, Strand, W.C.2, quoting Ref. No. 1324C. [3770]

DE HAVILLAND PROPELLERS LIMITED

Applications are invited for the following permanent and progressive positions:—

RESEARCH AND DESIGN LABORATORY—a number of vacancies exist for Senior Electronic Engineers having experience on research or design relating to special circuits operating at medium to low frequencies. Knowledge of physics an advantage. Qualifications should preferably include a good degree though H.N.C. or City & Guilds with several years work on similar problems would prove acceptable. The work is interesting and rewarding with excellent opportunities for advancement. (Ref. 77).

SYSTEM ENGINEER. Electronic Engineer with good practical and theoretical background required to perform pre-flight measurements on a missile guidance system. Experience, initiative and adaptability required for this work. Working away from base for periods of a few days may be necessary. Any previous experience of a similar nature would be an advantage. (Ref. 78).

LABORATORY ASSISTANTS AND JUNIOR ELECTRONIC ENGINEERS required for a number of posts in the Research and Design Laboratories of an advanced Guided Missile Project. The work is interesting and prospects for advancement are good. For most of these posts graduates are required, or applicants holding National Certificate or City & Guilds with some practical experience. Lack of these qualifications should not prevent application being made as each case will be considered on its merit. (Ref. 80).

SENIOR AND JUNIOR ASSISTANT PHYSICISTS required in a Guided Missile project for research and development work. Qualifications must include a degree in physics and two years industrial experience for the senior posts and Inter. B.Sc. or equivalent for the junior posts. Knowledge of electronics an advantage. (Ref. 81).

SENIOR AND JUNIOR ENGINEERS for mechanical design, development and construction of up to date sub-miniature equipment. The work is of a practical nature but knowledge of Drawing Office procedure an asset. There is also an opportunity for the development of the latest techniques in connection with this work. (Ref. 82).

Please write in detail, quoting reference number of position sought, to—The Personnel Manager (Technical Employment), De Havilland Propellers Limited, Hatfield, Herts.

ELECTRONIC ENGINEERS

with degrees in physics or engineering required for important and interesting work on the research and development of special equipment. Good opportunity and high salary rate.

Write to:

Managing Director, Microcell Ltd.,
56, Kingsway, London, W.C.2.

TELEVISION and RADIO MAINTENANCE ENGINEERS wanted

Good remuneration, conditions and prospects for capable men.

Apply to

CLYDESDALE SUPPLY CO., LTD.,
2 BRIDGE STREET, GLASGOW, C.S.

or contact the Manager at our branch nearest to you.

SCOTLAND: Alloa, Aberdeen, Arbroath, Ayr, Cambuslang, Clydebank, Coatbridge, Cowdenbeath, Dumbarton, Dumfries, Dunfermline, Dundee, Edinburgh, Falkirk, Glasgow, Greenock, Irvine, Kirkcaldy, Kilmarnock, Motherwell, Paisley, Perth, Renfrew, Stirling.

ENGLAND: Birmingham, Bromsgrove, Darlington, Doncaster, Dudley, Gloucester, Middlesbrough, Newcastle-on-Tyne, Stockton-on-Tees, Walsall, York.

NORTHERN IRELAND: Ballymena, Belfast.

P. C. Werth, 1 Binney Street, London, W.1. have vacancy for ambitious young man with the necessary qualifications to take charge of new service laboratory handling all types and makes of valve and transistor hearing aids. Past experience in this line an advantage but not essential. Also required trainees and hearing aid technicians with mechanical ability and sound LF knowledge. Excellent working conditions and opportunities to progress. All communications treated in strictest confidence. Write giving fullest details, or phone MA1Yair 4707 for appointment.

PYE TELECOMMUNICATIONS LTD., CAMBRIDGE

invite applications from suitably qualified persons for the following immediate vacancies.

PLANNING ENGINEER, experienced in the layout of H.F. and V.H.F. Radio Communications system.

ELECTRONIC ENGINEER, for the developing of H.F. transmitting equipment. The applicant filling this post will be responsible for the supervision of projects to the production stage and will work under the general direction of the Senior Engineer.

JUNIOR ENGINEERS. Duties will include development work on communication equipments in the H.F., V.H.F. and U.H.F. fields. These vacancies will call for men with design experience and with training to Higher National Certificate level.

Good working conditions in modern factory with sports, social and canteen facilities. Excellent opportunities for further study. Single accommodation available. Applications, in writing stating age, qualifications and experience, should be addressed to the Personnel Manager.

SITUATIONS VACANT
MECHANICAL development engineer required for work on varied and interesting projects; applicants should be of Degree or H.N.C. standard with experience of camera, light, servo-mechanisms or electromechanical design; good prospects with progressive firm in Surrey area; 5-day week, canteen, pension scheme.—Apply, with full details of previous experience, to Box 8505. [3657]

LARGE electronics organization has openings for radar field engineers to work on aerodrome sites on pre-installation checking and servicing of advanced technical systems; applicants should be single or agreeable to long periods away from home, and have had experience of radar; a good standard of technical knowledge and practical ability is essential.—Box 8412. [3645]

TECHNICAL assistant required for the testing of high-frequency and land communication cables: previous experience preferred, but training given to suitable applicant; O.N.C. standard in electrical engineering would be an advantage; salary in accordance with qualifications and experience; 5-day week and pension scheme.—Details to: Personnel Manager, Tecon Works, Greenwich, S.E.10. [3685]

ELECTRONIC engineers required to inspect and service A.A. equipments; O.N.C. or equivalent qualifications necessary: will be expected to live on Forts in Thames Estuary, off Sheerness, for three weeks in each month: food and accommodation on forts is provided; salary at age 18 or over £550-£640 p.a.—Application forms from O.C. A. Fort Maintenance Dept., R.A., R.A. Barracks, Sheerness, Kent. [3675]

AN important engineering company in the Midlands require electrical testers for work on telecommunication measuring equipment; applicants should have a basic theoretical or practical knowledge of electronics; suitable positions for personnel trained in this type of work by H.M. Forces.—Reply to Box 8884 giving age, experience, and salary required. [3754]

GRADUATES with honours degrees in physics or in electrical engineering are required by the British Thomson-Houston Co., Ltd., Rugby, for research in the field of Thyatron development; some knowledge of electronics is desirable. Applicants should write to the Director of Research giving their age, qualifications and college, quoting the reference KB. [3759]

GRADUATES with honours degrees in physics or in electrical engineering are required by the British Thomson-Houston Co., Ltd., Rugby, for research in the field of Klystron development; some knowledge of electronics is desirable. Applicants should write to the Director of Research, giving their age, qualifications and college, quoting the reference DR. [3760]

MICROWAVE Engineers read, for research and development laboratory at Feltham, Middx. Applicants should have a good academic background with previous experience of microwave problems and design of microwave components. Two vacancies exist, one requiring qualities of leadership.—Applicants should write with full details to Personnel Dept. (ED/201), E.M.I. Eng. Dev., Ltd., Hayes, Middx. [3483]

RADIO technicians required by International Aeradio, Ltd., for overseas service; permanent and pensionable positions, inclusive salary from £894 per annum to £1,373 per annum, tax free according to marital status; free accommodation; kit allowance; free air fares; generous U.K. leave.—Qualified candidates to whom replies only will be sent please write quoting RT to Personnel Officer, 40, Park St., W.1. [0262]

SENIOR design engineer required for television and radio development work, experience and ability to work on own initiative essential, knowledge of modern production requirements an advantage, salary according to experience and ability, pension fund, Junior lab. engineers also required for progressive posts.—Apply, giving details, to Personnel Manager, Pilot Radio, Ltd., Park Royal Rd., N.W.10. [3717]

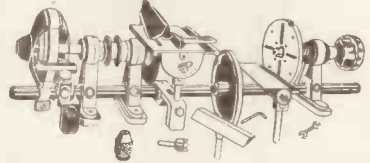
QUALIFIED Electrical Engineer required at Scientific Research Station near Cambridge to undertake semi-experimental work in Laboratory Workshops. Must be willing to be engaged on ordinary electrical plant maintenance and installation work temporarily. Salary range £550-£750 per annum according to age, qualifications and experience.—Write stating age, fullest particulars and salary required to Box 8355. [3631]

THE electronics department of a large manufacturing company requires enthusiastic and experienced senior and junior electronic and electro-mechanical engineers for new developments in internal and commercial instrumentation work; the company situated in pleasant countryside on the outskirts of Wolverhampton; a superannuation scheme is in operation; initial salaries will be commensurate with ability, and there are good opportunities for advancement.—Box 7177. [5323]

ELECTRONIC engineers with sound basic knowledge of low frequency techniques required for work on design and development of electronic units for servo control work. Candidates should have some practical experience and qualifications in shape of degree: H.N.C. or City & Guilds Cert. desirable but by no means essential. (Ref. 59.)—Write in detail, quoting reference number of position sought, to: The Personnel Manager (Technical Employment), de Havilland Propellers, Ltd., Hatfield, Herts. [3476]

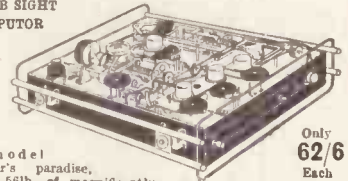
SSC Bargains from SHERMAN'S

Car. Paid — Money-Back Guarantee!
PICADOR PUP



The most versatile tool ever offered to the public. Wood-turning lathe, rise and fall and fully tilting circular saw, hooded grindstone with drill sharpening attachment, sanding and drilling attachments, all accessories as illustrated. Complete **£6.15.0**

**BOMB SIGHT
COMPUTOR**




Only **62/6** Each
A model maker's paradise, over 56b of magnificently made gears, driving shafts, bearings, miniature motor, repeater motor, gyroscoops, etc. All supplied in a strong wooden transit case 2 1/4 in. x 2 1/2 in. x 1 1/2 in. high which itself is ideal as a tool box.

**APOLLO
SPRAY GUN**



Ideal for model maker and handyman. Will spray paints, insecticides, etc. Will work from foot pump, spare car tyre, compressor, etc. **15/-** New and boxed.

**ALL-STEEL
TOOL BOX**



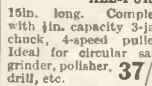
Complete with removable inner tray. Fitted with strong hump, staples and carrying handles.
Size 1, 1 1/4 in. x 8 in. x 8 in. **25/-**
Size 2, 1 3/4 in. x 8 in. x 8 in. **30/-**
Size 3, 2 1/4 in. x 8 in. x 8 in. **36/6**

MODEL MAKER'S MOTOR



Extremely powerful and robustly designed motor measuring only 3 in. x 1 1/4 in. x 1 1/4 in. Built-in variable resistance and centrifugal governor. 12 v. d.c. will operate on A.C. Unrepeatable **15/-** at ...

ALL-PURPOSE STEEL SPINDLE



1 1/2 in. long. Complete with 1/4 in. capacity 3-jaw chuck, 4-speed pulley. Ideal for circular saw, grinder, polisher. **37/6**
4-step Pulley. To match above spindle, 11/6 each.

**1,500 FT. BEAM
FOCUSING TORCH**

Highly polished nickel-plate finish, heavy duty, 1 1/4 in. long. five standard U.2 batteries. Brand new. **17/6**
Batteries 2/6 extra.

Send 3d. for New Catalogue
TERMS—CASH WITH ORDER. C.O.D. 1/- EXTRA.
Phone Orders Accepted. (Dept. W9)
359, KILBURN HIGH ROAD, N.W.8.
479 HARROW ROAD, LONDON, W.10. LADbroke 1718
HIGH STREET, HARLESDEN, N.W.10

SHERMAN'S SUPPLY COMPANY

Smith's
of
EDGWARE ROAD

for High Stability Resistors
by Welwyn, E.M.I., Dubilier

	5%	2%	1%
$\frac{1}{4}$ watt.	7 $\frac{1}{2}$ d	10 $\frac{1}{2}$ d	1/3
$\frac{1}{2}$ watt.	9d	1/-	1/6
1 watt.	10 $\frac{1}{2}$ d	1/3	1/9
2 watt.	1/-	1/6	2/-

Send for List of over 300.

H. L. SMITH & CO. LTD.

287/289 EDGWARE ROAD, LONDON, W.2
Telephone: Paddington 5891

Hours 9 till 6 (Thursday, 1 o'clock)

Near Edgware Road Stations, Metropolitan & Bakerloo

Chassis, Cases and
all metal fittings made to
specification for the Radio
and Electronic Industry.

STAR METAL PLATE WORKS
74 CHURCH Rd., BARNES, S.W.13
Tel: RIV 6673/4

FOR THE RECORD!

A QUALITY AMPLIFIER FOR £6/15/-.

with built-in tone stage giving separate control of Bass boost and Treble lift/cut. Very low distortion at 3 watts output. Designed for use with HI-FI crystal pickups, microphones, etc. Power supply for Radio Tuner is incorporated. A.C. Mains 200-250V. Speaker Z.352 normal. 15 Ω to order. Supplied complete and ready for use. 1 YEAR'S GUARANTEE. For further details just send us your address.

TERMS:—Cash with order. Carriage paid. Satisfaction or money refunded.

SWAN ELECTRONICS

43, Bournemouth Road, London, S.E.15
Tel.: NEW CROSS 7136



BASS REFLEX CABINETS
in Walnut, Mahogany or Oak.
12in. Speaker Model £10 0 0
10in. " " £9 10 0
8in. " " £9 0 0

Complete Range of Bass Reflex Cabinets. We can finish in period or contemporary styles.

OCTAGONAL AND BASS REFLEX CABINETS, for the new G.E.C. Wonder 9 Octave Metal Cone Loudspeaker. Octagonal Cabinets price £13, carr. paid.

Cabinets made to order.

Armstrong Chassis and Amplifiers.

The Leak TL/10 Amplifier.

LOUDSPEAKERS

H.P. Terms available.

A. DAVIES & Co. (Cabinet Makers)

3 Parkhill Place, off Parkhill Road, London, N.W.3. GULLIVER 5775.

SITUATIONS VACANT

D. NAPIER & SON, Ltd., Flight Development Establishment, Luton Airport, require technical and laboratory assistants; in electronics, for experimental work in connection with testing and recording on engine and aircraft development, familiarity with C.R.O. practice desirable.—Apply, with full particulars, to Dept. C.P.S., 336-7, Strand, W.C.2, quoting Ref. 1309E.

MEMBERS of H.M. Forces, due for release, with radio or radar experience; places available on different stages of our 3-year course in telecommunications engineering; excellent prospects of employment on completion of training.—For information write, giving details of service training and experience to E.M.I. Institutes, Dept. WWS.5, Penbridge Sq., London, W.2. [3758]

TECHNICAL assistants (electronic)—Men required of Final Certificate City & Guilds Telecommunications standard and with experience in V.H.F. and U.H.F.; men with compensating experience in these frequencies can be considered; opportunity to broaden experience and avoid restrictive specialization. Saturday interview if required.—Apply Marconi Instruments, Ltd., Longacres, Hatfield Rd., St. Albans. [3464]

RADIO—Junior laboratory engineer required by North London manufacturers, of good education and technical training, preferably holding or studying for recognised qualifications.—Apply stating fullest details of education, experience and minimum salary required (which latter will be considered in selecting applicants for interview but not to determine the amount offered to successful applicant), to Box 7402. [3585]

PRACTICAL electronic engineer required for work on test equipment; should be able to diagnose faults using diagram and technical write-up, calibrate to close tolerance; work on his own initiative with the minimum of supervision; salary £600 p.a. and above, according to qualifications.—Write, quoting reference 35/EN, to the Personnel Manager, Smiths Aircraft Instruments, Ltd., Bushy Grove, near Cheltenham, Glos. [3559]

ELECTRICAL mechanic required by the department of aircraft design to be responsible for setting up, operating and routine servicing of electrical and electronic measuring apparatus; applicants should be familiar with use of oscilloscopes and standard amplifying and measuring instruments; main qualifications are interest and ability to learn. Application forms from Chief Clerk, The College of Aeronautics, Cranfield, Bletchley, Bucks. [3780]

TECHNICAL/COMMERCIAL Engineer required by electrical manufacturers in Eire for their radio department. Candidates should be between the ages of 25/40 and must have technical experience applied to radio receivers and amplifiers. Candidates who will be interviewed in London, should write giving age and full details of technical and educational qualifications, previous experience and salary required to Box 8813. [3726]

DRAFTSMEN required; excellent opportunity to broaden experience with well-established company, whose wide range of products avoids restrictive specialization; there are vacancies for seniors and juniors with at least Ordinary National Certificate; on well served transport routes; near city centre and amenities; Saturday interview if required.—Apply Marconi Instruments, Ltd., Longacres, Hatfield Rd., St. Albans. [3463]

E.M.I. ENGINEERING DEVELOPMENT, Ltd., have a vacancy for a Mathematician or Mathematical Physicist, preferably an Honours degree to study and assess weapon performance. The problems require original thought and a critical approach to the data available. A knowledge of electronics would be useful but not essential.—Applicants should write in confidence with full details to Personnel Dept. (ED/205) E.M.I. Eng. Dev. Ltd., Hayes, Middx. [3722]

OXFORD University—Assistant required for electronic engineer; basic electrical knowledge essential and some electronic experience an advantage; would suit man who has just completed military service; permanent post, pensionable, with 5 $\frac{1}{2}$ -6 weeks' paid holiday per year; salary according to qualifications.—Apply at once giving full particulars of experience to Administrative Officer, Department of Biochemistry, South Parks Rd., Oxford. [3756]

RADIO and electrical department of British company operating in Central Africa require experienced man; qualifications include expert radio knowledge, practical repair and maintenance of refrigerators, domestic appliances, etc., and salesmanship; four years' contract with passages, housing, paid leave, etc.; commencing salary according to experience; pension scheme; low income tax; healthy climate.—Write 2602, Wm. Porteous & Co., Glasgow. [3710]

INSTRUMENT Assistant—British Nylon Spinners, Ltd., invite applications from men with the Higher National Certificate in electrical engineering who have had at least 3 years' practical experience in instruments including, preferably, electronics; candidates must be able to construct circuits from rough sketches and carry out tests without supervision; the appointment is within a team of highly qualified experimental engineers and offers an attractive and stimulating career for the right man; there will be a good starting salary and participation in the pension scheme.—Apply to the Personnel Manager, Pontypool, Mon. [3540]

This UNIQUE BENDER



Quickly and Accurately Forms

Angles, Channels, Sections, Boxes, Lids, Trays, Tanks, Chassis Brackets, Clamps, Clips, Shrouds.
Chemical, Electronic and Electro Medical apparatus. Used by leading Radio Manufacturers. Invaluable to Servicing Engineers, Hospitals, Universities and Research Workers.

For 6 page Folder write to:—



A. A. TOOLS (W)

197a Whiteacre Rd., Ashton-u-Lyne

Every genuine A.A. tool bears this mark.

Purchase or hire your 'VORTEXION TAPE RECORDER'

& ASSOC. EQUIPMENT FROM
GRIFFITHS HANSEN (Recordings) LTD.
32/33 GOSFIELD ST., LONDON, W.1.
MUSEum 0642/2771.

TAPE RECORDERS

Your leading Northern Specialists can supply all leading makes from stock.

Guaranteed component parts for the amateur and professional constructor. Also HI-FI-delity amplifiers.

Service and advice after sales. Call for free demonstration and advice.

ALLEN-DIXON

SALES - ELECTRONIC - SERVICE
229 OXFORD RD., MANCHESTER 13
Telephone: ARD 4269

'Radiospares'
Quality Parts

THE
SERVICE ENGINEER'S
FIRST CHOICE

"LAFCO" EASY PAYMENT GUIDE LOOK FOR US EVERY MONTH HERE

GRUNDIG RECORDING TAPE.
LGS 1200ft. £2 cash or deposit and 8 monthly payments of 4/11.
850ft. £1/14/- cash or deposit and 8 monthly payments of 4/2.

SPEAKERS, STENTORIAN.
HF010, 50/6 cash or deposit and 8 monthly payments of 8/2.
HF810, 60/8 cash or deposit and 8 monthly payments of 7/5.

HF912, 67/- cash or deposit and 8 monthly payments of 8/3.
HF1012, 73/6 cash or deposit and 8 monthly payments of 9/1.

TEST EQUIPMENT.
AVO. Model 8 meter, £23/10/- cash or deposit and 8 monthly payments of 5/7.
Model 7 meter, £19/10/- cash or deposit and 8 monthly payments of 4/7.

Universal Avomitor, £10/10/- cash or deposit and 8 monthly payments of 25/8.
D.C. Avomitor, £5/5/- cash or deposit and 8 monthly payments of 12/10.

10 kv. Multiplier for Model 8, 65/- cash or deposit and 8 monthly payments of 8/-.
Carrying Cases for Models 7 and 8, 60/- cash or deposit and 8 monthly payments of 7/5.

AMPLION Test Meter, £5/19/6 cash or deposit and 8 monthly payments of 14/8.
PULLIN Series 100, £11/11/- cash or deposit and 8 monthly payments of 28/3.

MICROPHONES.
ACOS. Mic 29, 84/- cash or deposit and 8 monthly payments of 10/4.
Mic 16 £12/12/- cash or deposit and 8 monthly payments of 30/9.

LUSTRAPHONE C51 Low imp., £5/5/- cash or deposit and 8 monthly payments of 12/10.
C51Z High imp., £5/16/6 cash or deposit and 8 monthly payments of 14/2.

We also stock Burgess Vibro Tools, Sprayers. B & D Equipment. Bridges, Elec. Tools, Wolf Tools, etc. If you do not see the item you require please do not hesitate to write us. We will quote you our terms on receipt of full information. Send your remittance to **DESK 88, LAFCO COMPOUNDS LTD., 3, CORRETT'S PASSAGE, ROTTERHAM THE NEW ROAD, LONDON, S.E.16.** BERmondsey 4341.

SITUATIONS VACANT
An opportunity occurs in progressive manufacturing concern in London area for engineer, aged 25/35, with electrical or physicist degree, on development and research work on high frequency telecommunication cable and associated testing equipment; salary will be commensurate with qualifications and experience.—Apply giving full particulars to Box 7677. [3456]

TEST Gear Engineer required by radio and television manufacturer; experience in factory test gear design and a knowledge of production test requirements essential; good salary offered to experienced man accustomed to responsibility; apply in writing giving details of previous experience and present position to—Phileo, Ltd., Romford Rd., Chigwell, Essex. [3642]

ELECTRONIC engineers required; excellent opportunity for men of degree standard to broaden experience in a field of great interest and variety and involving latest techniques; restrictive specialization can be avoided by joining Marconi Instruments, Ltd., who produce light current communications, measuring and test apparatus for a wide range of requirements. Saturday interview if required.—Apply Marconi Instruments, Ltd., Longacres, Hatfield Rd., St. Albans. [3465]

SENIOR electronic development engineer required by progressive company, laboratories Central London, for television and radio receiver circuit development; experience in these fields is essential, special experience in time base and tuning circuits an advantage; applicants should be capable of working with the minimum of supervision; salary commensurate with experience.—Reply in confidence, stating qualifications and experience, to Box 8604. [3673]

BRITISH OVERSEAS AIRWAYS CORPORATION urgently require radio mechanics in their radio maintenance unit at London Airport; good opportunities for advancement; rates of pay 3/8sd p. hr., plus 3d p. hr. bonus, attracting proficiency pay up to 3d p. hr.; 44-hr. week; shift, including Sunday working; generous pension, insurance and sickness schemes; good holiday facilities.—Apply Staff Superintendent (Recruitment), Building 29, London Airport, nr. Harington Corner. [3668]

BRITISH INSULATED CABLES LTD. CALLENDER'S CABLES, Ltd., have a vacancy with their Telecommunications Laboratory at Kirby for an Honours Graduate in Physics or Electrical Engineering to take charge of a small but growing team engaged on the design of accessories for audio, carrier and V.H.F. cables and the development of pneumatic protection for underground cables; applications quoting reference P/58/54 should be submitted in writing to—The Staff Officer, B.I.C.C., Ltd., Prescott, Lancs. [3768]

TEST Supervisor required for Production Test Department of Electronic Instrument manufacturer situated in the West of England; candidates for this post should possess administrative ability and sound knowledge of small transformer theory and audio frequency measurement; a knowledge of servo mechanisms would be an advantage; salary will be commensurate with responsibilities involved and housing assistance may be provided for suitable married applicant.—Apply, Box 8900, quoting Ref. T.S.I.. [3771]

ASSISTANT electronic engineer required for design and construction of specialised in-shield electronic apparatus; applicants should possess a Higher National Certificate or similar qualification in radio engineering, with 4-5 years practical experience; knowledge of D.C. amplifiers would be an advantage; National Service must be over; salary according to qualifications and experience; good opportunity for advancement; pension scheme.—Apply in writing to the Personnel Manager, R.13, C.A.V., Ltd., Warpe Way, Acton, W.3. [3683]


AN old-established engineering company in the Birmingham area have a vacancy for a young man (aged 25-27) for training as a service engineer on their outside staff; National Service must have been completed; apprenticeship and actual industrial experience in electrical and electronic work with emphasis on fault finding and testing of production equipment necessary; very good prospects to successful candidate.—Apply giving full details of experience, age and wages required, to Box 8860, quoting "Service". [3744]

YOUNG men with good knowledge of A.C. theory and/or experience in radio, high frequency communications or similar fields, required for limited number of vacancies in inspection department of electrical communications engineering organisation in Liverpool; permanent employment offered with good prospects of advancement; applicants, who should have completed their military service, should write giving full details of age and experience, to Box No. 154, Dorland Advertising, Ltd., 18-20, Regent St., London, S.W.1. [3517]

ELECTRONIC TUBES, Ltd., High Wycombe, Bucks.—The Research Division of this Company require two development engineers for work on radio valves. Applicants with experience in valve development and production methods preferred, but experience with closely related techniques would be favourably considered; H.N.C. or Elect. Engineering degree desirable but not essential; part-time education facilities made available to students, if desired; superannuated position with good prospects; salary in accordance with qualifications; write, giving full details, education, qualifications and experience to—The Personnel Manager. [3637]

Fidelia

HAND BUILT
QUALITY
UNITS




MAJOR
10 VALVE
RADIOGRAM
CHASSIS £32/5/4

How High is "FI"? Quite honestly we don't know, but we do know a good deal about building High Fidelity (HI-FI) Equipment. Our knowledge extends to producing balanced designs for both radio and gramophone reproduction, and the sale of equipment direct to the user enables us to maintain a very modest price level. Technical details of all models willingly on request.

Fidelia Standard 7 valve model	£21 12 0
Fidelia Plus 8 valve model	£24 18 4
Fidelia 10 watt amplifier	£27 10 0
Fidelia De Luxe 9 valve model with 7 watt push-pull output stage	£25 5 0

ALL MODELS have triode output stages. Variable Selectivity, Separate Bands and Treble Controls.

 Cathode follower detector. 20-20,000 cycle audio response.

2 AMHURST ROAD,
TELSCOMBE CLIFFS,
Nr. Brighton,
SUSSEX

**ELECTRO
Acoustic
DEVELOPMENTS**

Tel: Peasecham 3156

SOUTHERN RADIO'S WIRELESS BARGAINS

TRANSRECEIVERS. Type "38" Mark II (Walkie-Talkie). With 5 valves and ready for use. Metal carrying case. Less external attachments, 30/- per set.

TRANSRECEIVERS. Type "18" Mark III. Comprising Superhet Receiver and Transmitter. Two units contained in metal carrying case. Complete with 6 valves, £4/10/- per complete set.

RECEIVERS. Type "109". Built-in speaker. 8 Valves with VIBRATOR PACK for 6 volts. Contained in metal case. Perfect, £5 each.

TELESONIC 4-valve Battery Portable. Complete with Hi-vac valves in metal carrying case. Simply converted to Personal Portable, £2 per set including Conversion Sheet.

BOMBSIGHT COMPUTERS. BRAND NEW ex-R.A.F. Contains gyro, motors, rev. counters, gear wheels, etc., etc. Ideal for model makers, experimenters, etc., £3/5/- each, plus 10/- carr.

LUBBRA HOLE CUTTERS. Adjustable 2 to 3 1/4 in. For metal, wood, plastic, etc., 6/6.

RESISTANCES. 100 Assorted, all useful values, etc. Wire end, 12/6 per 100.

CONDENSERS. 100 Assorted. Mica, Metal, Tub., etc., 15/- per 100.

PLASTIC CASES. 1 1/4 in. by 10 1/4 in. Transparent. Ideal for maps display, etc., 5/6.

STAR IDENTIFIERS. Type I A-N. Covers both Hemispheres, in case, 5/6.

CONTACTOR TIME SWITCHES. In sound-proof case, 2 impulses per second. Thermostatic control. Clockwork movement, 11/6 each.

REMOTE CONTACTORS for use with above, 7/6 each.

MORSE TAPPERS. ALL BRAND NEW. Standard Type ex-Govt., 3/6; HEAVY DUTY TYPE "D" completely enclosed. Solid brass on heavy base, 8/6.

MORSE PRACTICE (WITH BUZZER) SET. Mounted, 6/9. Full List of Radio Books, 2/4.

METERS. 12 Instruments. May need adjustment or with broken cases, 35/- for 12.

Postage and carriage extra.

SOUTHERN RADIO SUPPLY LTD.
11 LITTLE NEWPORT STREET
LONDON, W.C.2 Gerrard 6653

OPPORTUNITIES IN RADIO

Get this FREE Book!

'ENGINEERING OPPORTUNITIES' reveals how you can become technically qualified at home for a highly paid key-appointment in the vast Radio and Television Industry. In 144 pages of intensely interesting matter, it includes full details of our up-to-the-minute home study courses in all branches of **TELEVISION and RADIO, A.M. Brit. I. R. E., City & Guilds, Special Television, Servicing, Sound Film Projection, Short Wave, High Frequency and General Wireless Courses.**

We definitely Guarantee

"NO PASS—NO FEE"

If you're earning less than £15 a week this enlightening book is for you. Write for your copy today. It will be sent FREE and without obligation.

BRITISH INSTITUTE OF ENGINEERING TECHNOLOGY **BIET**
388 COLLEGE HOUSE,
29-31, WRIGHT'S LANE,
LONDON, W.8.

SITUATIONS VACANT

MICROWAVE Engineer required by Decca Radar, Ltd., to start up and lead a new team to undertake microwave component development. Terms and conditions will be good starting salary with first class opportunities to expand the scope of the group. It is essential that applicants are of British nationality, have had a sound training in the field, and are personally suitable in character to act as a leader. Pension scheme and gratuity ref. R.A.F. Decca Radar Ltd., 2, Tolworth Rise, Tolworth, Surbiton, Surrey. [3727]

THE GENERAL ELECTRIC Co. Ltd., Brown's Lane, Alesley, Coventry, requires mechanical development engineers, designer draughtsmen and draughtsmen, preferably with experience of radar-type equipments for work on guided weapons and like projects; also required, senior and junior electronic development engineers, particularly in the field of microwave and pulse applications; salary according to age, qualifications and experience.—Apply by letter, stating age and experience, to the Personnel Manager, G.E.C. [0255]

MINISTRY of Transport and Civil Aviation; radio technicians (men only) required; aerodromes and radio stations in U.K.; special training courses for keen technicians with basic qual.; interesting work in progress providing electronic aids to navigation; opportunities for advancement and prospect of permanent pensionable post; pay in London from £330 p.a. at age 19 to £445 at 25, rising, subject to qualifying test, to £540; rates lower for provinces.—Candidates aged 19 or over with practical experience in maintenance of radio or radar equipment should apply to any Employment Exchange quoting Westminster 6527. [3658]

AIR Ministry require Experimental Officer (2) and (2) Assistant Experimental Officers at R.A.F. Radio Standards Centre, Henlow, Beds., for development of techniques for calibration of high grade radio test equipment involving output and attenuation measurements. Qualifications: Higher School Certificate (Science) but further training to H.N.C. pass degree, etc., may be an advantage. Salary according to age, experience, etc., in ranges E.O. (min. age 26). £590—£850. A.E.O. £276 (age 18). £615. Application forms from M.O.L.N.S., Technical and Scientific Register (K), 26, King St., London, S.W.1, quoting D 535/54A. Closing date December 14, 1954. [3718]

MINISTRY of SUPPLY requires Engineer at Henlow, Beds., to engineer and supervise small batch production of specialised radio equipments and to modify equipments for special requirements. Qualifications: British or British parents. Engineering apprenticeship or equivalent. A.F.R.Ae.S. or A.M.I.Mech.E. or E.E. or exempting qualifications. Good knowledge and practical experience of radio and radar essential; knowledge modern production methods advantageous. Salary: Within £620 (age 25)—£960. Not established but opportunities to compete for establishment may arise. Application forms from M.O.L. & N.S., Technical and Scientific Register, K, 26, King St., London, S.W.1, quoting reference D489/54A. [3635]

A VACANCY occurs for a development engineer in a design group concerned with a wide range of small transformers and inductors of types used in radio equipment and electrical appliances; preference will be given to applicants having experience of this class of work, but young engineers with a sound basic training and limited experience will be considered, and if successful will have the opportunity of gaining practical knowledge of design problems met in fulfilling commercial and military specifications; an attractive salary is offered, together with good future prospects; the company's extensive laboratory and production facilities are situated in the London area. Please reply, giving details of qualifications and experience, to Box 3455. [3652]

TECHNICAL Sales/Service Managers required for British West African branches of large British company distributing domestic radio receivers, V.H.F. radiotelephone equipment, inter-communication telephones, domestic and commercial refrigerators, air conditioners, and office equipment. Good technical radio background essential. Refrigeration experience desirable. Familiarization course arranged with U.K. manufacturers prior to departure for Africa. First class passage, sea/air, free furnished quarters, full pay after approximately 18 months' tour, pension scheme. Apply in own handwriting stating age (preferably between 21 and 30), whether married or single, full details education, qualifications, national service and business experience. Original references should not be sent.—Apply to S.D. Box 8503. [3719]

O. COSSOR Ltd., Highbury, London, W.5. A have vacancies for all engineering grades and designer/draughtsmen in their research and development divisions; the programme of work includes radio communications, television, electronic instruments, primary and secondary ground and airborne radar, and navigational aids; in particular vacancies exist for senior engineers of good academic qualifications and industrial experience; for recently qualified scientists and engineers with or without experience who wish to train for a career in the electronic industry; for senior draughtsmen experienced in any of the above types of work. SALARIES offered are consistent with present trends in the industry and the London cost of living; pension, welfare and medical services are provided.—Application in writing to the Personnel Manager, Mr. L. V. Cartwright. [3684]

SITUATIONS VACANT

ELECTRONICS.—An exceptional opportunity is offered to a young electronic engineer possessing ability and ambition to act in a managerial capacity as head of a rapidly growing department engaged in new developments in this field, commencing salary up to £1,250 per annum, according to qualifications and experience, prospects depend upon initiative and personal efforts in building up successful business staff pensions scheme in operation. applications, which must state full particulars of qualifications and previous experience, will be treated in strict confidence.—Box 8124. [3552 RE]

BRITISH TELECOMMUNICATIONS RESEARCH, Ltd., require draughtsmen accustomed to preparing production drawings from component layouts or engineers circuit information; applicants must have had several years' experience in the electronics drawing office of a manufacturing organisation, preferably engaged upon carrier or V.H.F. communication equipment; they should have practical experience and a technical education up to O.N.C. standard; salaries in excess of current A.E.S.D. rates will be paid to suitable applicants. Write to Director of Research, Taplow Court, Taplow, Bucks. [3509]

SITUATIONS VACANT

PROJECT Engineers required for assisting in the production of high grade Television Transmission and similar equipment. Applicants to be capable of taking charge of complete project which would include supervision, progressing, testing and installation. Sound fundamental knowledge of Radio, Television and Pulse techniques required with qualifications up to Higher National or equivalent standard. Suitable practical experimental might be accepted in lieu. Salary according to experience and/or qualifications.—Write, stating age, experience, etc., to Cinema-Television, Ltd., Worsley Bridge Rd., Lower Sydenham, S.E.26. [3720]

SITUATIONS WANTED

FRENCH electrical engineer, 27, good education, electronic and commercial experience, seeks post, preferably London area.—Box 8869. [3750]

RADIO Engineer, capable of servicing, designing, producing, testing and marketing radio, sound and projection equipment, components, wooden cabinets seeks an opportunity with a manufacturing concern. Prepared to go anywhere in the world.—Box 8865. [3750]

TECHNICAL TRAINING

CITY & GUILDS (Electrical, etc.) on "No Pass-No Fee" terms; over 95% successes; for full details of modern courses in all branches of Electrical Technology, send for our 144-page handbook—free and post free.—B.I.E.T. (Dept. 388A), 29, Wright's Lane, W.8 [0117]

FREE! Brochure giving details of home study training in radio, television, and all branches of electronics; courses for the hobby enthusiast or for those aiming at the A.M.Brit.I.R.E., City of Guilds Telecommunications, R.T.E.B., and other professional examinations; train with the college operated by Britain's largest electronic organization; moderate fees.—Write to Dept. WW28, E.M.I. Institutes, London, W.4. [0001]

TUITION

NOTHING succeeds like success! What we have done a thousand times we can do again for you—see the B.N.R.S. advt., page 162. [0172]

WIRELESS operating; attendance and postal courses.—Stamp for reply to Manager, The Wireless School, Manor Gdns., London, N.7. [0104]

FULL-TIME courses for P.M.G. Certs., C.G.L.I. Telecommunications, Radar Maintenance Cert. and B.Sc.(Eng.); prospectus free.—Technical College, Hull. [0111]

LEARN it as you do it.—We provide practical equipment combined with instruction in radio, television, etc.—Write for full details to Dept. WW47, E.M.I. Institutes, London, W.4. [0179]

SEE the world as a Radio Officer. Short training period—low fees. Scholarships, etc., available. Boarding and day students. Send 2d stamp for prospectus.—Wireless College, Colwyn Bay. [0018]

T/V & Radio.—A.M.Brit.I.R.E., City & Guilds, R.T.E.B. on "no-pass-no-fee" terms. Over 95% successes. Details of Exams. & Home Training Courses in all branches of radio & T/V, write for 144-page handbook—free.—B.I.E.T. (Dept. 387A), 29, Wright's Lane London, W.8 [0116]

A.M.I.Mech.E., A.M.Brit.I.R.E. (City and Guilds), etc. on "no-pass-no-fee" terms; over 95% successes; for details of exams and courses in all branches of engineering, building, etc., write for 144-page handbook—free.—B.I.E.T. (Dept. 387B), 29, Wright's Lane, London, W.8. [0118]

THE Institute of Practical Radio Engineers have available home study courses in every phase of radio and television engineering, specialising in the practical training of apprentices in the retail trade; enrolments limited, fees moderate.—The Syllabus of Instructional Text may be obtained post free from the Secretary, I.P.R.E. Fairfield House, 20, Fairfield Crouch End, London, N.8. [0088]

WIRELESS telegraphy.—Merchant Navy offers to youths 16 upwards after qualification, lucrative positions as radio officers.—Apply British School of Telegraphy, 179, Clapham Rd., S.W.9 (Est. 1906). Recognised by Ministry of Education, moderate fees, modern equipment, day and evening tuition; also postal courses in theory of wireless telegraphy for P.M.G. Certs. and Amateur Transmitting Licence. [0124]

BOOKS, INSTRUCTIONS, ETC.

WIRELESS Worlds, 1940 to 1953, six copies missing; offers.—Box 8493. [3655] BOOKS.—How to Use Ex-Govt. Lenses and Prisms. No. 1 and 2, price 1/6 each; ex-Govt. optical lists free for s.a.e.—H. English, Rayleigh Rd., Sutton, Brentwood, Essex. [0181] I.P.R.E. technical publications, 5,500 Alignment Peaks for Superheterodynes, 5/9, post free; data for constructing TV aerial strength meter, 7/6; sample copy The Practical Radio Engineer, quarterly publication of the Institute 2/-; membership and examination data, 1/-.—Sec., I.P.R.E., 20, Fairfield Rd., London, N.8. [0089]

2/6 only.—The latest "Home Constructor" with supplements, 86 pages, 20 circuits (superhets, T.R.F.s, amplifier feeders, equipment) layout and point-to-point wiring diagrams, coil pack construction, car radio construction, radio information, radio control, radiogram construction, profusely illustrated catalogue of components; send to day.—Dept. W12C, Supacolls, 21, Markhouse Rd., E.17. [3708]

Sole Manufacturers and Distributors: LIGHT SOLDERING DEVELOPMENTS LTD., 106, GEORGE STREET, CROYDON, SURREY. Tel. CR09don 5898.

ELECTRADIX

A.R.88 and A.R.88 L.F. Receivers in first-class condition complete and in working order. Lab. tested. Few only, £75. RESISTANCES. Variable Slider Resistances, plain or geared-movement, made to specification. Send us your enquiries. MOTOR ALTERNATORS. 1.25 k.W. output 500 cycles 68/125 volts, input 110 volts or 230 volts D.C., £30, carr. extra. 28 volts D.C. input 150 watts 500 cycles 3-phase output, £12. LIGHTING PLANTS for house lighting where mains supply is not available. 360 watt 12/18 volts Alco Lyon D.C. with S/bd., £22. J.A.P. 550 watt 12/18 volts, £25. Switch bd., £8/10/- ALL LIGHTING PLANTS are rebuilt in our works, tested on load and guaranteed before being despatched. Write for full list of plants and batteries.


Leslie Dixon & Co.

Dept. A, 214 Queenstown Road, London, S.W.8 Telephone: MACaulay 2159

**WEBB'S HAVE IN STOCK
THE NEW ROGERS
"RD JUNIOR" AMPLIFIER**

Unapproachable value, this 1955 design rivals amplifiers costing double the price. £25 OR DEPOSIT £5.00 and 12 MONTHS AT £1.16.8.—OR—18 MONTHS at £1.5.7.

WEBB'S RADIO,
14, SOHO ST., OXFORD ST., LONDON, W.1
SHOP HOURS:
9 a.m.—5.30 p.m. SATS. 9 a.m.—1 p.m.



BATTERY CHARGERS
for the Motorist
BRIGHTON TERRACE, LONDON, S.W.9
Phone BR110N 4961
(3 lines)
EASCO ELECTRICAL (Holdings) LTD.

ROTARY CONVERTORS
Type 32 (10K/17). Input 12 v. Output 1200 v. 200 m/a.
Type 33 (10K/18). Input 24 v. Output 1230 v. 200 m/a.
Type 34 (10K/19). Input 12 v. Output 217 v. 110 m/a.
7 v. 13 m/a.
Type 35 (10K20). Input 24 v. Output 217 v. 110 m/a.
7 v. 13 m/a.
TESTED, GUARANTEED. 12/6 each plus carriage.
A. J. WHITMORE (Aeradio) LTD.
Croydon Airport Tel.: Croydon 5781, 4383, 7744
Surrey Grams: Aeradio, Croydon.


ELECTRO-MAGNETIC COUNTERS. 0-9999, contain 3 ohm coil, operate on 3.5 v. dry battery, useful remote counting, 5/-, post 8d.
U.S.A. THERMOT Mikes. Carbon type, 1/6, post 5d.
12/- doz., post 1/-.
VOLTMETERS. M.C. 0-3,500 volts. With resistance unit at back, 15/-, post 1/-.
AMMETERS. Moving Iron A.C. or D.C. 0-25 amps, new, boxed, 2/11n. scale, 12/6, post 11d.
SIEMENS H.S. RELAYS. In metal cases with terminal box. 145 ohm coil, gap adjuster, 7/6 each, post 8d. P.O. Relays. Type 3000. 500 ohm coil, new, boxed, D.P.2 makes 2 breaks each side, 7/6 each, post 7d.
HAND GENERATOR BATTERY CHARGER. Complete in metal case with cut-out, folding handle. These are new, they can be converted into wind-charger, or suitable to boost "flat" car battery to enable starting. At 120 r.p.m. will give 6 volts at 4 to 5 amps., with increased speed they will give up to 17 volts suitable for 12-volt battery, 30/- each, carr. 7/6. Reduction quantity.
THE SCIENTIFIC INSTRUMENT CO.
16, Holly Road, Quinton, Birmingham, 32.
Phone: WOO 3166.
Showrooms: 353, Bearwood Road, Smethwick, 41.

**THE OSRAM
NINE - ONE - TWO
AMPLIFIER INSTRUCTION BOOK**
and
HIGHEST QUALITY COMPONENTS
Available from

COVENTRY RADIO
189, DUNSTABLE ROAD, LUTON.
Phone: 2677.
Price, 3/6, plus 3d. postage
also
Our 1954-5 Component Catalogue at 1/-

ARKAY KITS WORLD'S FINEST
RADIO PHONOGRAPHS TV
TEST EQUIPMENT HI-FI
Write for FREE Brochure
Radio Kits, Inc. • 120 CEDAR STREET
NEW YORK 6, NEW YORK • U.S.A.

TESTOSCOPE Mains Tester
For high and low voltage testing. — 1/30 and 100/850 volts A.C. or D.C. Write for interesting leaflet 30F.
16 page Manual (How to make 50 electrical tests) 1/- post free
RUNBAKEN • MANCHESTER 1



YOUR METER DAMAGED?

don't scrap it - Leading Electrical Instrument Repairers to the Industry
LET GLASER REPAIR IT!



Contractors to The Ministry of Supply and General Post Office
Repairs by skilled craftsmen of all makes and types of Voltmeters, Ammeters, Microammeters, Multirange Test meters, Electrical Thermometers, Recording Instruments, etc. Quick deliveries—for speedy estimate send defective instruments by registered post to:—
L. GLASER & CO.
Electrical Instrument Repairers
96-100 ALDERSGATE STREET, E.C.1
(Tel.: MONarch 6822)

PILOT'S REPEATER COMPASSES 12/6

(Suitable for working with Gyro Angling Unit). Pilots repeater compasses or observers repeater compasses, containing 24 volt repeater motor. Ref. number 6B/742. Brand new, price 12/6, post 1/6.
GYRO ANGLING UNITS. This unit contains a 24 volt reversible motor worm and spur reduction gearing to a shaft dog which rotates approximately 7 r.p.m., also fitted with pulsing device for operating electrically a repeater compass. This unit is suitable for rotating aerial arrays, etc., since by using this unit in conjunction with the repeater compass, exact direction of the aerial can be ascertained by reading from the remote indicator. Price 20/-, post 2/-.


CHASSIS AND COVER. Steel chassis 7in. x 10in. front panel with handles 9in. x 8in., suitable for mounting new front panel as existing one is over-drilled. Cover 8in. x 7 1/2in. x 10 1/2in. deep. In very clean condition. Price 3/-, post 2/1.
SMALL D.C. MOTORS. Size 2 1/2in. long x 1 1/2in. wide x 1 1/2in. high, frey fitted 3/8in. shaft, operates from 6-12 volt, weight 11 oz. As new, 15/6, post 1/3. 12-24 volt 9/6. We have sold many of this 12 volt type to model boat builders for use in boats up to 3ft. 6in. long.
UNISELECTORS. Siemens miniature 3 banks of 10 contacts. 3 sets of wipers set at 120 degrees. Coil resistance 10 ohms. Stripped from new equipment. Price 27/6, post 1/6.

ARTHUR T. SALLIS (W.W.)
93, North Road, Brighton, Sussex. Tel.: Brighton 25806

PRATTS RADIO

1070 Harrow Road, London, N.W.10
(Nr. Scrubs Lane) Tel. LADbroke 1734

AMPLIFIERS
College general-purpose units. MODEL AC10E, 4 valve, 10 watts. Neg. feedback, £10/7/6. MODEL AC15E, 6 valve, 14.15 watt P/P output. Feedback over 3 stages, £14/14/- MODEL AC32E, 32 watt P/P output. Feedback over 3 stages, £19/15/- MODEL U10E, for D.C./A.C. mains, 6 valve, P/P output. Feedback over 3 stages, £12/19/6. All are COMPLETE WITH BUSES and chrome handles.
THEY HAVE A SEPARATE MICROPHONE STAGE and gram. inputs allowing MIXING of speech and music. Outputs match 3, 8, 15 ohm speakers. MODEL Q9C, 6-valve unit with Bass and Treble controls. P/P output of 9 watts. This amplifier incorporates an 18 section O/Transformer. Variable feedback from zero to 25 db. Output impedance 3.6 to 230 ohms. Complete chassis, £14/14/- . Complete range of accessories available, also tape recorders, amplifiers, etc. Stamp for list. All amplifiers ready for use and carriage paid. Terms available.



MAGNETIC RELAYS



BUILT TO SPECIFICATION.
Coil Winding and Tropicalizing.
Spring Sets and Coils supplied separately if required.
Send for Price List or quotation.

■ KAYE ELECTRICAL MANUFACTURING CO. ■
Havelock Works, Havelock Place,
Harrow, Middlesex.
HAR. 1432.


LYONS RADIO Ltd.

TELEPHONE SETS TYPE D. MK. V. Housed in metal boxes 10 x 6 x 4 1/2in. with hand set, similar to the standard F/0 type, loud call buzzer and press key. Two 15 cells are required for operation. Ideal for 2-way communication (more with suitable switching) in the Home, Factory, Office, etc. Supplied with circuit diagram and instructions. In good condition and working order. PRICE per instrument, 32/6, post 2/8. For each additional instrument please add 1/9 each for carriage.
BRIDGE MEGERS. An invaluable Testing Set comprising a 1Meg. insulation tester and a complete Wheatstone bridge for measuring resistance. Incorporating a constant pressure hand generator, a direct reading ohmmeter which also serves as a galvanometer of the Wheatstone bridge, a direct reading adjustable resistance and the necessary ratio and change-over switches. Testing volts 250 v. Insulation range 0/100 Megohms. Res. Measuring range 0.01 ohm to 999.9 K ohms. In good condition and supplied in leather carrying case. PRICE £21.
2 RANGE POCKET VOLTMETERS. Moving coil. 345 ohms per volt, 2 1/2in. dia. Calibrated 0/15 v. and 0/250 v. Fitted with 2 test probes, 1 attached to lead connected internally, to and one protruding from, meter case. As new in carrying case. PRICE 12/6, post 1/3.

3 GOLDHAWK ROAD, (Dept. M.W.)
SHEPHERD'S BUSH, LONDON, W.12
Telephone: Shepherd's Bush 1729

INDEX TO ADVERTISERS

	PAGE		PAGE		PAGE
A.A. Tools	178	Galpins	171	Quality Equipment Designers, Ltd.	137
Acoustical Mfg. Co., Ltd.	28	Gardners Radio, Ltd.	128	Quartz Crystal Co., Ltd.	168
Acru Electric Tool Mfg. Co., Ltd., The	68	Gee Bros., Radio, Ltd.	154		
Ad. Aurema, Inc.	69	General Electric Co., Ltd.	75		
Adcoia Products, Ltd.	54	Glasser, L. & Co.	181	Radford Electronics, Ltd.	58
A.D.S. Relays, Ltd.	83	Glover, W. T. & Co., Ltd.	90	Radio & Electrical Mart, The	160
Advance Components, Ltd.	14, 77	Goodmans Industries, Ltd.	37, 79	Radio Corporation of America	89
Aero Research, Ltd.	27	Goodsell, Ltd.	52	Radio Kits, Inc.	181
Airmec, Ltd.	43	Gramophone Co., Ltd., The	102	Radio Resistor Co., Ltd., The	42
Allen Components, Ltd.	167	Gray, Arthur, Ltd.	136	Radio Servicing Co.	135
Allen-Dixon	178	Gresham Transformers, Ltd.	61	Radiospares, Ltd.	178
Alpha Radio Supply Co., The	144	Griffiths Hanser (Recordings), Ltd.	178	Radio Supply Co.	148, 149
Altham Radio Co.	119	Grundig (Gt. Britain) Ltd.	133	Radio Traders, Ltd.	158
Ambassador Radio & Television	60			Radioplug Co., Ltd., The	56
Amplex Appliances (Kent), Ltd.	132	Hall Electric Ltd.	137	Reproducers & Amplifiers, Ltd.	45
Amplivox, Ltd.	124	Hanney, L. F.	128	Roding Laboratories	134
Anoers Electronics, Ltd.	88	Harris, P.	164	Rogers Development Co.	6
Anglo-American Vulcanised Fibre Co., Ltd.	76	Hartley, H. A., Co., Ltd.	123	Rollet, H. & Co., Ltd.	168
Antiference, Ltd.	81	Hatfield Radio	138	Runbaken Electrical Products	181
Appareillage Electrique Schoeller	168	Henry's, W. T. Telegraph Works Co., Ltd.	164		
Appointments Vacant	162, 176, 177	Henry's	159		
Arcoelectric Switches, Ltd.	48	Hifi, Ltd.	130		
Ariel Sound	170	Hivac, Ltd.	129		
Armstrong Wireless & Television Co., Ltd.	78, 165	Holley's Radio	138		
Ashdown, H.	72	Homelab Instruments, Ltd.	137	Salford Electrical Instruments, Ltd.	64
Ashworth, H.	54	Household Electrix, Ltd.	72	Sallis, A. T.	181
Associated Cine Equipments, Ltd.	120	H.P. Radio Services, Ltd.	126	Samsons Surplus Stores	156
Automatic Coil Winder & Electrical Equipment Co., The	1	Hudson Electronic Devices, Ltd.	15	Sapphire Bearings, Ltd.	23
Automatic Telephone & Electric Co., Ltd.	21	Hunt, A. H. (Capacitors), Ltd.	2	Savage Transformers, Ltd.	169
Autoset (Production), Ltd.	68	Hunton, Ltd.	66	Scientific Instrument Co.	181
				Service Radio Spares	162
Bakers "Selhurst" Radio	125	Iliffe Books	76, 95, 120, 139	Sherman's Supply Co.	177
Barker National Reproducers	167	Industrial Electronics	125	Sifam Electrical Instruments Co., Ltd.	62
Beamish, Y. W.	168	International Correspondence Schools	70	Simmonds, L. E., Ltd.	124
Belling & Lee, Ltd.	101			Simon Sound Service	124
Bell, John, & Croyden	136	Jackson Bros. (London), Ltd.	120	Smith, G. W. (Radio), Ltd.	161
Bel Sound Products, Ltd.	166	Jason Motor & Electronic Co.	175	Smith, H. L. & Co., Ltd.	178
Benson, W. A.	168			Smith, W. H., & Sons, Ltd.	136
Berry's (Short Wave), Ltd.	86	K & K Electrical Supplies	136	Sound Sales, Ltd.	110
Birmingham Sound Reproducers, Ltd.	96	Kaye Electrical Mfg. Co.	152, 181	Southern Radio Supply, Ltd.	179
B. K. Partners, Ltd.	52, 122	Kempner, S.	78	Specialist Switches	179
Blackvac	122	Kenroy, Ltd.	171	Spencer-West	174
Blundell, G.	172	Keyswitch Co., The	80	Spicers, Ltd.	82
Bradmatic, Ltd.	80	Kiotelec, Ltd.	84	Standard Telephones & Cables, Ltd.	87, 99, 106
British Chas. (Radio), Ltd.	157	Koskie, B.	134	Star Metal Plate Works	178
British Communications Corpn., Ltd.	51			Statette & Porcelain Products, Ltd.	16
British Distributing Co.	172	Lafo Compounds, Ltd.	179	Stern Radio, Ltd.	140, 141, 142, 143
British Institute of Engineering Technology	172, 179	Lancaster Hi-Fidelity Acoustical Equipment Co.	174	Stewart Transformers, Ltd.	72
British Insulated Callender's Cables, Ltd.	Cover ii	Lasky's Radio	145, 146, 147	Stratton & Co., Ltd.	66
British National Radio School	162	Leak, H. J., & Co., Ltd.	111	Suflex, Ltd.	75
British Physical Laboratories	74, 117	Lee Products (Gt. Britain), Ltd.	74	Sugden, A. R., & Co. (Engineers), Ltd.	75
British Sarozal, Ltd.	162	Leavers-Rich Equipment, Ltd.	70	Supacolis	169
Brookes Crystals, Ltd.	86	Lewis Radio Co.	116	Superior Radio Supplies	132
Brown, S. G., Ltd.	66	Light Soldering Developments, Ltd.	180	Sutton Coldfield Electrical Engineers	174
Bulgim, A. F. & Co., Ltd.	Edit. 629	Lockwood & Co.	17	Swan Electronics	178
Bullers, Ltd.	48	London Central Radio Stores	172		
Bull, J., & Sons	134	Locher Mfg. Co.	129	Tannoy Products, Ltd.	57
		L. R. Supply Co. Ltd.	119	Taylor Electrical Instruments, Ltd.	55
Candler System Co.	169	Lyons, Claude, Ltd.	90	Telecraft, Ltd.	174
Cape Electrophones, Ltd.	164	Lyons Radio	181	Telegraph Condenser Co., Ltd.	Cover iii
Cathodeon Crystals, Ltd.	116	Magnetic Coatings, Ltd.	44	Telemechanics, Ltd.	118
Cementation (Muffelite), Ltd.	74	Magnetic Devices, Ltd.	53	Tele-Radio (1943), Ltd.	64
Chaffey Cabinet Co.	170	Mail Order Supply Co.	55	Teleton Co., The	170
Champion Products	164	Marcon Eng. Co.	33, 34, 35	Trison Electrical, Ltd.	70
Chapman, C. T. (Reproducers), Ltd.	84	Marconi Instruments, Ltd.	174	Trix Electrical Co., Ltd.	Edit. 627
Cinema Television, Ltd.	85	Marconi's Wireless Telegraph Co., Ltd.	104, 109	Truvox, Ltd.	50
City Sale & Exchange, Ltd.	132	Martin, J. H.	170		
Classic Electrical Co., Ltd.	91	Massey, R.	166	Uncles, Bliss & Co., Ltd.	88
Clydesdale Supply Co.	150, 150	McElroy-Adams Mfg. Group, Ltd.	118	Unitelec (London), Ltd.	128
Clyne Radio, Ltd.	154, 155	McGraw-Hill Publishing Co., Ltd.	126	Universal Book Co.	166
Cohen, D.	164	McMurdo Instruments Co., Ltd.	131	Universal Electrical Instruments Corpn.	152
Cosmord, Ltd.	100	Midland Instrument Co., Ltd.	160	Universal Electronics	139
Cosor, A. C., Ltd.	29, 105	Miers, N., & Co., Ltd.	130		
Coventry Radio	181	Minnesota Mining & Manufacturing Co.	135	Vaeradio, Ltd.	122
Cranston, Alan	174	Modern Book Co.	175	Venner Accumulators, Ltd.	117
		Modern Electronics, Ltd.	126	V.E.S. Wholesale Services, Ltd.	138
Davies, A., & Co.	178	Modern Sound Equipments	174	Vitavox, Ltd.	58
Davis, Jack (Relays), Ltd.	80	Modern Techniques	86	Vortexion, Ltd.	107
Denco (Clacton), Ltd.	56	M.R. Transformers	174		
Direct T.V. Replacements	180	M.S.S. Recording Co., Ltd.	86	Waveforms, Ltd.	19
Dixon, L., Co.	126	Mullard, Ltd.	3, 7, 26, 62, 98	Wayne Kerr Laboratories, Ltd., The	71
Dobson's (Timers)	166	Multicore Solders, Ltd.	Cover iv	Webber, R. A., Ltd.	138
Dubilier Condenser Co. (1925), Ltd.	65	Multitone Electric Co., Ltd.	123	Webb's Radio	181
Duke & Co.	175	Murex, Ltd.	60	West End Radio, Ltd.	172
Dulci Co., Ltd., The	173			Westinghouse Brake & Signal Co., Ltd.	68
Dun-Sobieson Electrical Co.	180	Northern Radio Services	46, 47	Wharfedale Wireless Works	131
		Porton & Gregory, Ltd.	10, 11	Whitaker, H.	134
Esco Electrical, Ltd.	181			Whiteley Electrical Radio Co., Ltd.	40
Edison Swan Electric Co., Ltd.	22, 31, 108	Oddie, Bradbury & Cull, Ltd.	170	White, S. S., Co. of Gt. Britain, Ltd., The	50
Electrical Instrument Repair Service, The	172	Osmer Radio Products Ltd.	32	Whittemore, A. J. (Aeradio), Ltd.	181
Electro-Acoustic Developments	179	Oxley Developments Co., Ltd.	166	Wilkinson, L.	173
Electro-Acoustic Industries, Ltd.	30			Wilsden Transformer Co., Ltd.	78
Electro Methods, Ltd.	25	Painton & Co., Ltd.	63	Wilson, B. & Co.	170
Electronic Laminations, Ltd.	118	Parker, A. B.	130	Woden Transformers, Ltd.	121
Electronic Precision Equipment	112, 113, 114, 115	Parsonage, W. F., & Co., Ltd.	170	Wolf Electric Tools, Ltd.	116
		Partridge Transformers, Ltd.	163	Woolleys Radio & Electrical Supplies, Ltd.	156
Electro-Winds, Ltd.	131	P.C.A. Radio	158	Wright & Weaire, Ltd.	5
E.M.I. Gramophones, Ltd.	171	Pearl, T. W.	169		
E.M.I. Factories, Ltd.	12, 13, 82	Pettifor Bros., Ltd.	172	Young C. H.	158
E.M.I. Institutes	39, 47, 110	Philips Electrical, Ltd.	133		
E.M.I. Sales & Service, Ltd.	103	Plasticable, Ltd.	130		
English Electric Valve Co., Ltd.	36	Plessey Co., Ltd., The	59		
Enthoven Solders, Ltd.	48	Post Radio Supplies	166		
Ever Ready Co. (Gt. Britain), Ltd., The	174	Power Controls, Ltd.	8, 9		
E.W.A.	174	Pratt's Radio	181		
Excel Sound Services, Ltd.	90	Premier Radio Co.	92, 93, 94, 95		
		Proops Bros., Ltd.	153		
Ferranti, Ltd.	4	Pye, Ltd.	24, 41, 83		
Filmer, J. T.	174	Pye, W. G., & Co., Ltd.	67		
Fisher Electronics Co., Ltd.	174				
Foyle, W. & G., Ltd.	138				
Franks, H.	175				
Frith Radiocraft, Ltd.	172				
Furnkitt	82				
Furzehill Laboratories, Ltd.	121				



announce

PRINTED CIRCUITS

WE ARE NOW in a position to provide a printed circuits (or wiring) service for the electronics industry. Printed circuits are coming into greater use daily: new applications are constantly being found, such as radio and T.V. receivers, high quality amplifiers, filter networks, transistor and hearing aid amplifiers, telephone switchboard wiring, computer panels, and a host of other items. This new technique enables production to be increased greatly at reduced cost, while eliminating the possibility of human error. Our technicians will be pleased to discuss this matter with professional radio engineers who are interested.



THE TELEGRAPH CONDENSER CO. LTD

PRINTING PRODUCTS DIVISION NORTH ACTON, LONDON, W.3. Tel. ACORN 0061 (9 lines)

7-lb. reels



Ersin Multicore 5-core Solder is supplied on nominal 7-lb. reels for factory use in 9 gauges from 10 to 22 s.w.g. Approved by A.I.D., G.P.O., A.R.B., D.T.D. 599, R.C.S. 1,000 and all U.S.A. Federal specifications.



Size 1 Carton

For Radio Enthusiasts and Service Engineers in 4 specifications as below:
PRICE 5/- EACH (SUBJECT)




Catalogue Ref. No.	Alloy Tin/Lead	S.W.G.	App. L'gth per carton
C 16014	60/40	14	21 feet
C 16018	60/40	18	55 feet
C 14013	40/60	13	19 feet
C 14016	40/60	16	38 feet

Radio & T/V Service Engineers' 1 lb. reel

This is a special economy pack for Service Engineers and Workshops using a good deal of solder, contains approx. 167 ft. of 18 s.w.g. 50/50 alloy Ersin Multicore Solder on a 1-lb. reel. Cat. ref. R5018. 15/- each (subject).



meets every



Solder Rings

Ersin and Arax Multicore Solder is made up into but jointed rings at no extra cost. Rings 1 1/2" - 2" dia. and 10-22 s.w.g. (according to diameters) supplied from stock; other sizes to special order.

Liquid & Jelly Flux



Ersin Flux is supplied in Liquid form for dipping purposes, when cored solder cannot be used. High viscosity red jelly is now available for processes where flux with better properties of adherence is needed. M.O.S. approval for specific purposes. Size 12 tins 4/6 each (subject).

need for

Ultra Fine Gauges



In addition to the 9 gauges (from 10 to 22 s.w.g.) supplied on 1-lb. and 7-lb. reels, Ersin Multicore Solder can now also be supplied to special order in even gauges between 24 and 34 s.w.g. on 1-lb. reels.

Tape Solders

When using Ersin Multicore Solder in tape form, only a match is needed to make a sound joint. Available on 3 1/2-lb. reels for factory use in widths from 1/4" - 3/8" and thicknesses from .005.



everything

Automatic Soldering Head

This machine feeds 1/8" to 1/4" of 13 to 19 s.w.g. Multicore Solder each time the electric iron descends. Supplied with or without motor or for installation to existing drive.



Printed Circuits

A COMPLETE SOLDERING PROCESS HAS BEEN DEVELOPED BY MULTICORE LABORATORIES. ASK FOR PUBLICATION REF. P.C.L. 100.

that needs

Bib Wire Stripper and Cutter



This handy 3-in-1 tool strips insulation without nicking the wire; cuts wire cleanly; splits plastic extruded twin flex. Adjustable to most thicknesses by turning a screw. 3/6 (subject). THE BIB WIRE STRIPPER IS AN IDEAL CHRISTMAS GIFT

Arax Multicore Solder

For all metal fabrications, except aluminium. The non-rosin flux has a residue that can easily be removed with water. 3 alloys, 9 gauges on 7-lb. and 1-lb. reels and 5/- carton in 4 specifications.



soldering

Publications



Laboratory Engineers and Technicians are invited to write (on their firm's letter-heading) for the latest edition of *Modern Solders*. Contains data on melting points, gauges, alloys, etc.

Ersin Multicore Solder is now supplied with 5 cores of flux, unless otherwise ordered. Thin solder walls and extra fast flux make this solder suitable for high-speed soldering processes. In many cases economies can be made by using an alloy of lower tin content. Ersin Multicore 5-core Solder is available in a variety of alloys. Different types of flux can be incorporated to suit special processes.

MULTICORE SOLDERS LTD., MULTICORE WORKS, HEMEL HEMPSTEAD, HERTS. (BOXMOOR 3636)